

Orr&Reno

July 23, 2014

William L. Chapman
George W. Roussos
James E. Morris
John A. Malmberg
Douglas L. Patch
Steven L. Winer
Peter F. Burger
Lisa Snow Wade
Susan S. Geiger
Jennifer A. Eber
Jeffrey C. Spear
Connie Boyles Lane
Judith A. Fairclough
Maureen D. Smith
James F. Laboe
Robert S. Carey
Jeremy D. Eggleton
John M. Zaremba
Caroline K. Brown
Heidi S. Cole
Rachel A. Goldwasser
Rebecca E. Perkins
Andrew D. Grosvenor

Via Hand Delivery and Electronic Mail

NH Site Evaluation Committee
c/o Jane Murray, Secretary
29 Hazen Drive, P.O. Box 95
Concord, NH 03302-0095

Re: Docket 2010-01, Groton Wind, LLC


Dear Ms. Murray:

In accordance with the Order and Certificate of Site and Facility ("Order") issued May 6, 2011 in the above-captioned docket, enclosed for filing with the Site Evaluation Committee please find a hard copy and a CD containing a Sound Level Assessment Report prepared by Epsilon Associates, Inc. Although the Report is dated June 24, 2014, it was received by Groton Wind, LLC on June 26, 2014. Accordingly, this filing is made within the 30 day time period referenced on page 5 of the Order.

Please note that CDs containing the above-referenced Sound Level Assessment Report are being provided via U.S. mail to the Towns of Groton and Rumney in accordance with the Order.

Please contact me if there are any questions about this filing. Thank you for your assistance.

Very truly yours,


Susan S. Geiger

cc: Service List (electronic mail only)
Enclosures
1180555_1

SOUND LEVEL ASSESSMENT REPORT

Groton Wind Farm Groton, New Hampshire

Prepared for:

Groton Wind, LLC
P.O. Box 326
Concord, NH 03302

Prepared by:



Epsilon Associates, Inc.
3 Clock Tower Place, Suite 250
Maynard, MA 01754

June 24, 2014

TABLE OF CONTENTS

1.0	EXECUTIVE SUMMARY	1-1
2.0	INTRODUCTION	2-1
3.0	SOUND TERMINOLOGY	3-1
4.0	NOISE EVALUATION CRITERIA	4-1
5.0	WIND TURBINE SOUND POWER DATA	5-1
6.0	SOUND LEVEL MEASUREMENT PROGRAM	6-1
6.1	Overview	6-1
6.2	Summer Sound Level Measurement Program	6-1
6.2.1	Sound Level Measurement Locations	6-1
6.2.2	Field Program and Methodology	6-9
6.2.3	Measurement Equipment	6-10
6.2.3.1	Sound Level Instrumentation	6-10
6.2.3.2	Meteorological Instrumentation	6-12
6.3	Winter Sound Level Measurement Program	6-13
6.3.1	Sound Level Measurement Locations	6-13
6.3.2	Field Program and Methodology	6-18
6.3.3	Measurement Equipment	6-19
6.3.3.1	Sound Level Instrumentation	6-19
6.3.3.2	Meteorological Instrumentation	6-19
7.0	EVALUATION OF SOUND LEVELS	7-1
7.1	Evaluation Criteria	7-1
7.1.1	ANSI Procedures for Outdoor Measurement of Sound Pressure Level	7-1
7.1.2	Additional Criteria	7-2
7.2	Evaluation of Sound Levels at Individual Locations – Summer Program	7-2
7.2.1	Location A – Sanborn Residence	7-3
7.2.1.1	Daytime Periods	7-3
7.2.1.2	Nighttime Periods	7-4
7.2.2	Location B – Baker River Campground	7-5
7.2.2.1	Daytime Periods	7-6
7.2.2.2	Nighttime Periods	7-8
7.2.3	Location 1 – Halls Brook Road	7-10
7.2.3.1	Daytime Periods	7-10
7.2.3.2	Nighttime Periods	7-11
7.2.4	Location 2 – Groton Hollow Road	7-12
7.2.4.1	Daytime Periods	7-12
7.2.4.2	Nighttime Periods	7-13

TABLE OF CONTENTS (Continued)

7.2.5	Location 3 – Plain Jane’s Diner	7-15
7.2.5.1	Daytime Periods	7-15
7.2.5.2	Nighttime Periods	7-16
7.2.6	Location 4 – Tenney Mountain Ski Area	7-18
7.2.6.1	Daytime Periods	7-18
7.2.6.2	Nighttime Periods	7-19
7.2.7	Location 6 – Groton Town Hall	7-20
7.2.7.1	Daytime Periods	7-20
7.2.7.2	Nighttime Periods	7-21
7.3	Evaluation of Sound Levels at Individual Locations – Winter Program	7-22
7.3.1	Location A – Sanborn Residence	7-22
7.3.1.1	Daytime Periods	7-23
7.3.1.2	Nighttime Periods	7-23
7.3.2	Location B – Baker River Campground	7-24
7.3.2.1	Daytime Periods	7-24
7.3.2.2	Nighttime Periods	7-26
7.3.3	Location 1 – Halls Brook Road	7-27
7.3.3.1	Daytime Periods	7-27
7.3.3.2	Nighttime Periods	7-28
7.3.4	Location 2 – Groton Hollow Road	7-28
7.3.4.1	Daytime Periods	7-29
7.3.4.2	Nighttime Periods	7-30
7.3.5	Location 3 – Plain Jane’s Diner	7-31
7.3.5.1	Daytime Periods	7-31
7.3.5.2	Nighttime Periods	7-32
7.3.6	Location 6 – Groton Town Hall	7-33
7.3.6.1	Daytime Periods	7-33
7.3.6.2	Nighttime Periods	7-34
8.0	CONCLUSIONS	8-1

LIST OF APPENDICES

Appendix A	Summer – Sound, Meteorological, and Wind Data
Appendix B	Winter – Sound, Meteorological, and Wind Data
Appendix C	Work Plan

LIST OF FIGURES

Figure 2-1	Aerial Locus	2-2
Figure 3-1	Common Indoor and Outdoor Sound Levels	3-3
Figure 6-1	Sound Level Measurement Locations – Summer Program	6-4
Figure 6-2	Location A – Summer Program	6-5
Figure 6-3	Location B – Summer Program	6-5
Figure 6-4	Location 1 – Summer Program	6-5
Figure 6-5	Location 2 – Summer Program	6-6
Figure 6-6	Location 3 – Summer Program	6-7
Figure 6-7	Location 4 – Summer Program	6-7
Figure 6-8	Location 6 – Summer Program	6-8
Figure 6-9	Epsilon Meteorological Instrumentation – Location 6 – Summer Program	6-13
Figure 6-10	Sound Level Measurement Locations – Winter Program	6-14
Figure 6-11	Location A – Winter Program	6-15
Figure 6-12	Location B – Winter Program	6-15
Figure 6-13	Location 1 – Winter Program	6-15
Figure 6-14	Location 2 – Winter Program	6-16
Figure 6-15	Location 3 – Winter Program	6-17
Figure 6-16	Location 6 – Winter Program	6-17
Figure 6-17	Epsilon Meteorological Instrumentation – Location 6 – Winter Program	6-20

LIST OF TABLES

Table 5-1	G87 2.0 MW Sound Power Levels vs. Wind Speed at Hub Height	5-1
Table 6-1	Sound Level Measurement Locations	6-3
Table 6-2	Sound Level Measurement Instrumentation	6-11
Table 7-1	Location A: Summer Daytime Period Evaluation – All Criteria Met	7-4
Table 7-2	Location A: Summer Nighttime Period Evaluation – Independent of Wind Direction	7-5
Table 7-3	Location B: Summer Daytime Period Evaluation – All Criteria Met	7-7
Table 7-4	Location B: Summer Daytime Period Evaluation – Additional Periods	7-7
Table 7-5	Location B: Summer Ambient Periods	7-7
Table 7-6	Location B: Summer Nighttime Period Evaluation – Crosswind Condition	7-9
Table 7-7	Location B: Summer Nighttime Ambient Periods	7-10
Table 7-8	Location 1: Summer Daytime Period Evaluation – Independent of Wind Direction	7-11

LIST OF TABLES (CONTINUED)

Table 7-9	Location 1: Summer Nighttime Period Evaluation – Independent of Wind Direction	7-12
Table 7-10	Location 2: Summer Daytime Period Evaluation – All Criteria Met	7-13
Table 7-11	Location 2: Summer Nighttime Period Evaluation – Crosswind Condition	7-14
Table 7-12	Location 2: Summer Nighttime Ambient Periods	7-15
Table 7-13	Location 3: Summer Nighttime Period Evaluation Summary – Crosswind Conditions	7-17
Table 7-14	Location 3: Summer Nighttime Ambient Periods	7-17
Table 7-15	Location 4: Summer Daytime Period Evaluation Summary – All Criteria Met	7-19
Table 7-16	Location 4: Summer Nighttime Period Evaluation Summary – All Criteria Met	7-20
Table 7-17	Location 6: Summer Nighttime Period Evaluation – Independent of Wind Direction	7-21
Table 7-18	Location 6: Summer Nighttime Ambient Periods	7-22
Table 7-19	Location A: Winter Daytime Period Evaluation – All Criteria Met	7-23
Table 7-20	Location A: Winter Nighttime Period Evaluation – All Criteria Met	7-24
Table 7-21	Location B: Winter Daytime Period Evaluation – Independent of Wind Direction	7-25
Table 7-22	Location B: Winter Daytime Ambient Periods	7-26
Table 7-23	Location B: Winter Nighttime Period Evaluation – Crosswind Condition	7-27
Table 7-24	Location 1: Winter Daytime Period Evaluation – Independent of Wind Direction	7-28
Table 7-25	Location 2: Winter Daytime Period Evaluation – Independent of Wind Direction	7-30
Table 7-26	Location 2: Winter Nighttime Period Evaluation – All Criteria Met	7-31
Table 7-27	Location 3: Winter Nighttime Period Evaluation Summary – Independent of Wind Condition	7-33
Table 7-28	Location 6: Winter Daytime Period Evaluation – Independent of Wind Direction	7-34
Table 7-29	Location 6: Winter Nighttime Period Evaluation – Crosswind Condition	7-35

1.0 EXECUTIVE SUMMARY

The Groton Wind Farm (the Project) is a 48 megawatt (MW) wind power generation facility composed of 24 wind turbines in Grafton County, New Hampshire. The wind energy facility is owned and operated by Groton Wind, LLC, which is owned by Iberdrola Renewables, LLC (Iberdrola). Epsilon Associates, Inc. (Epsilon) has been retained by Iberdrola to conduct a post-construction sound level compliance assessment for the Groton Wind Farm.

This project has 24 wind turbines located in the town of Groton. Each wind turbine is a Gamesa G87 2.0 MW unit with a hub height of 78 meters and a rotor diameter of 87 meters. In order to address the requirements of the State of New Hampshire Site Evaluation Committee ("SEC") Order and Certificate of Site and Facility with Conditions for the Groton Wind Project, two post-construction sound level measurement programs were conducted. During the summer of 2013 sound levels were measured at seven (7) locations in the towns of Groton, Rumney and Plymouth, and during the winter of 2014 sound levels were measured at six of these seven locations. These test sites included locations from the preconstruction sound monitoring, an additional location required in accordance with the SEC Order, and at the home where concerns have been raised regarding the sound from wind turbines at a meeting of the Board of Selectman of the Town of Rumney.

The results of both the summer and winter program showed that sound pressure levels due to the wind turbines under wind speed conditions identified as conditions resulting in maximum sound power levels, were below the NH SEC sound level limits for this project.

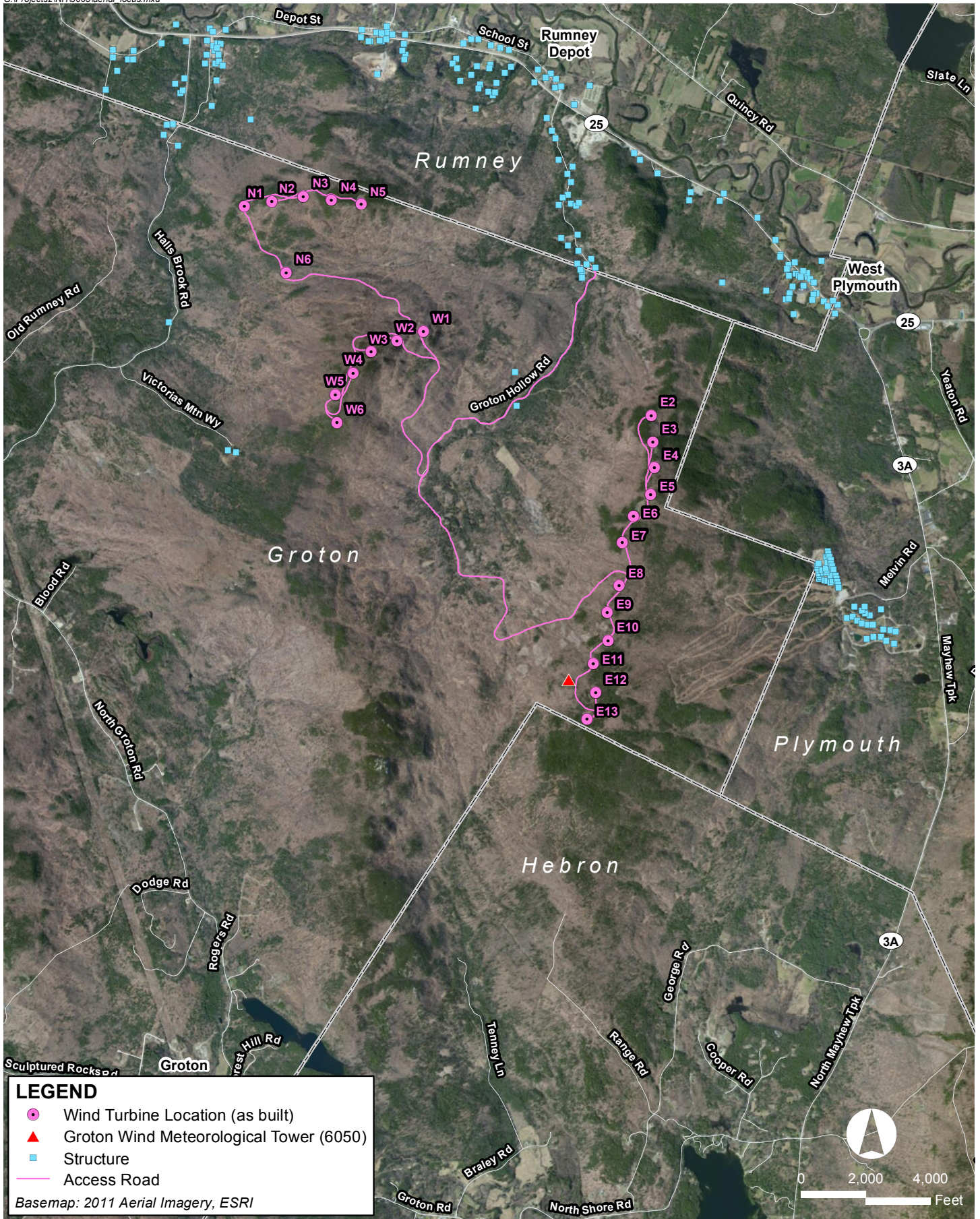
2.0 INTRODUCTION

Groton Wind located in Grafton County, New Hampshire consists of 24 Gamesa wind turbines. The wind energy facility is composed of G87 2.0 MW wind turbines with a hub height of 78 meters and a rotor diameter of 87 meters. Commencement of commercial operations was on December 28, 2012.

All of the 24 wind turbines are located within the town boundary of Groton, New Hampshire. An aerial locus of the project site is presented in Figure 2-1.

In 2009, pre-construction sound level monitoring and modeling was conducted for the then proposed Groton Wind project.¹ The sound level modeling of the proposed wind turbine layout predicted compliance with the anticipated New Hampshire SEC noise conditions for the project. In order to verify compliance with the NH SEC Order and Certificate requirements with respect to sound, a post-construction sound level measurement program was conducted in the summer, followed by a sound level measurement program in the winter. The details and findings of this sound level assessment are presented within this report.

¹ Sound Level Assessment Report – Groton Wind Farm – Groton, NH, prepared for Groton Wind, LLC, prepared by Epsilon Associates, Inc., January 14, 2010.



Groton Wind Farm Groton, New Hampshire

3.0 SOUND TERMINOLOGY

There are several ways in which sound (noise) levels are measured and quantified. All of them use the logarithmic decibel (dB) scale. The following information defines the sound level measurement terminology used in this analysis.

The decibel scale is logarithmic to accommodate the wide range of sound intensities found in the environment. A property of the decibel scale is that the sound pressure levels of two separate sounds are not directly additive. For example, if a sound of 50 dB is added to another sound of 50 dB, the total is only a three-decibel increase (to 53 dB), not a doubling to 100 dB. Thus, every three dB change in sound levels represents a doubling or halving of sound energy. Related to this is the fact that a change in sound levels of less than three dB is imperceptible to the human ear.

Another property of decibels is that if one source of noise is 10 dB (or more) louder than another source, then the total sound level is simply the sound level of the higher source. For example, a source of sound at 60 dB plus another source of sound at 47 dB is 60 dB.

The sound level meter used to measure noise is a standardized instrument.² It contains “weighting networks” to adjust the frequency response of the instrument to approximate that of the human ear under various circumstances. One network is the A-weighting network (there are also B- and C-weighting networks). The A-weighted scale (dBA) most closely approximates how the human ear responds to sound at various frequencies, and is the accepted scale used for community sound level measurements. Sounds are frequently reported as detected with the A-weighting network of the sound level meter. A-weighted sound levels emphasize the middle frequency (*i.e.*, middle pitched – around 1,000 Hertz sounds), and de-emphasize lower and higher frequency sounds. A-weighted sound levels are reported in decibels designated as “dBA.” Sound pressure levels for some common indoor and outdoor environments are shown in Figure 3-1.

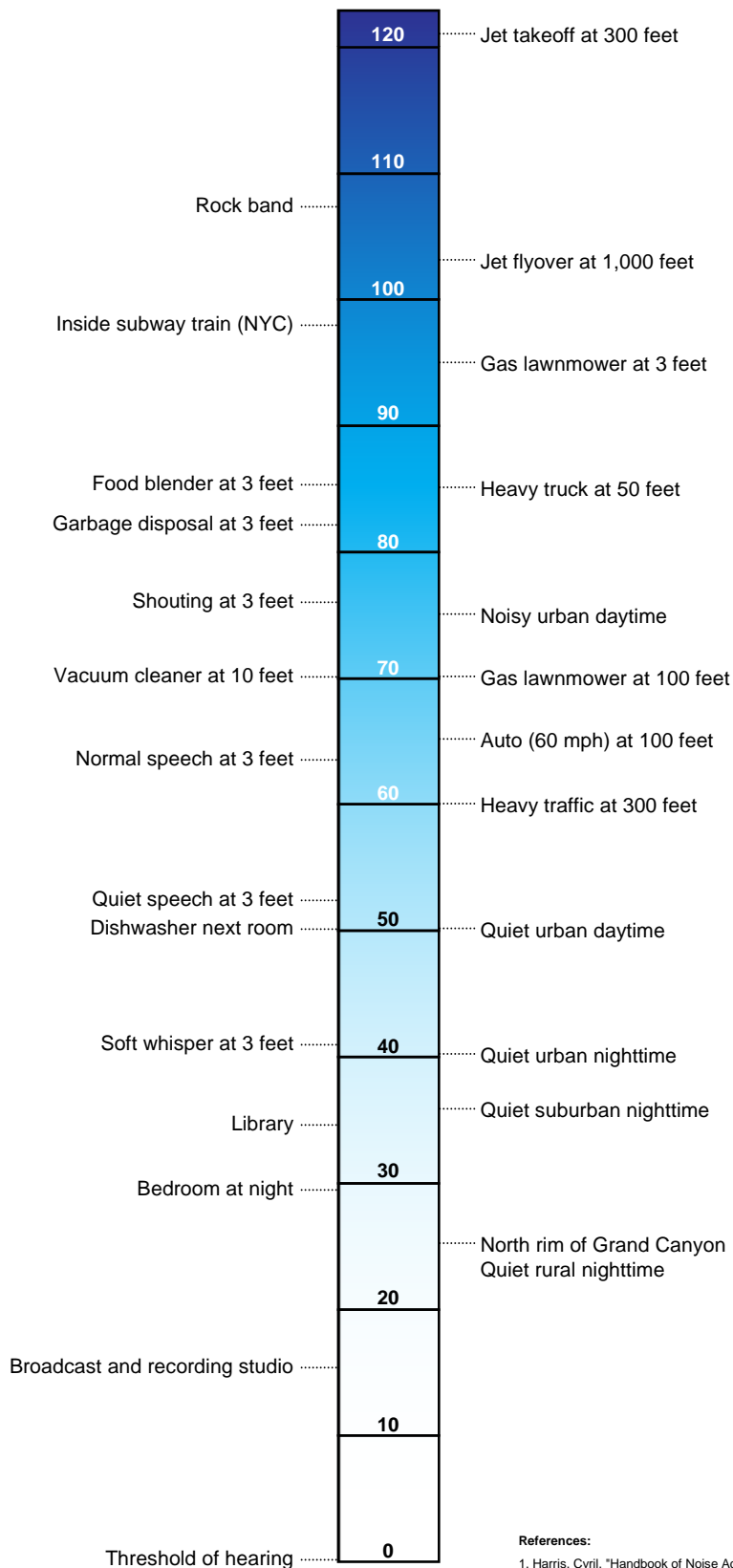
Because the sounds in our environment vary with time they cannot simply be described with a single number. Two methods are used for describing variable sounds. These are exceedance levels and the equivalent level, both of which are derived from a large number of moment-to-moment A-weighted sound level measurements. Exceedance levels are values from the cumulative amplitude distribution of all of the sound levels observed during a measurement period. Exceedance levels are designated L_n , where n can have a value of 0 to 100 percent. Several sound level metrics that are commonly reported in community noise monitoring are described below.

² *American National Standard Specification for Sound Level Meters*, ANSI S1.4-1983, published by the Standards Secretariat of the Acoustical Society of America, Melville, NY.

- ◆ L_{90} is the sound level in dBA exceeded 90 percent of the time during the measurement period. The L_{90} is close to the lowest sound level observed. It is essentially the same as the residual sound level, which is the sound level observed when there are no obvious nearby intermittent noise sources.
- ◆ L_{10} is the sound level in dBA exceeded 10 percent of the time during the measurement period. It is close to the maximum level observed during the measurement period. The L_{10} is sometimes called the intrusive sound level because it is caused by occasional louder noises like those from passing motor vehicles.
- ◆ L_{eq} , the equivalent level, is the level of a hypothetical steady sound that would have the same energy (*i.e.*, the same time-averaged mean square sound pressure) as the actual fluctuating sound observed. The equivalent level is designated L_{eq} and is also A-weighted. The equivalent level represents the time average of the fluctuating sound pressure, but because sound is represented on a logarithmic scale and the averaging is done with linear mean square sound pressure values, the L_{eq} is mostly determined by loud noises if there are fluctuating sound levels.
- ◆ L_{max} is the maximum sound level over a given time period. The L_{max} is typically due to discrete, identifiable events such as an airplane overflight, car or truck passby, or a dog bark for example.

Sound Pressure Level, dBA

COMMON INDOOR SOUNDS **COMMON OUTDOOR SOUNDS**



References:

1. Harris, Cyril, "Handbook of Noise Acoustical Measurements and Noise Control", p 1-10., 1998
2. "Controlling Noise", USAF, AFMC, AFDTC, Elgin AFB, Fact Sheet, August 1996
3. California Dept. of Trans., "Technical Noise Supplement", Oct, 1998

4.0 NOISE EVALUATION CRITERIA

On May 6, 2011, the State of New Hampshire SEC issued an Order and Certificate of Site and Facility with Conditions for the Groton Wind Project in Grafton County, New Hampshire (Docket No. 2010-01). As part of this Order and Certificate, the SEC ordered the following conditions (“Conditions” or “SEC Conditions”):

- ◆ *“sound levels generated by the Project at the outside facade of homes should not exceed 55 dBA or 5 dBA greater than ambient, whichever is greater, in day time and 45 dBA or 5 dBA greater than ambient, whichever is greater, at night”; and*
- ◆ *“sound levels generated by the Project shall not exceed 40 dBA or 5 dBA greater than ambient, whichever is greater as measured within current boundaries of the Baker River Campground presently owned and operated by Ms. Cheryl Lewis”; and*
- ◆ *“after commercial operations of the Project commence, the Applicant shall retain an independent qualified acoustics engineer to take sound pressure level measurements in accordance with the most current version of ANSI S12.18. The measurements shall be taken at sensitive receptor locations as identified by the Applicant and Towns of Groton and Rumney. The periods of the noise measurements shall include, at a minimum, daytime, winter and summer seasons, and nighttime after 10 p.m. All sound pressure levels shall be measured with a sound meter that meets or exceeds the most current version of ANSI S1.4 specifications for a Type II sound meter. The Applicant shall provide the final report(s) of the acoustics engineer to the Subcommittee and Towns of Groton and Rumney within 30 days of its receipt by the Applicant;”*

5.0 WIND TURBINE SOUND POWER DATA

This section identifies the operational condition that produces the highest sound levels from the Gamesa G87 2.0 MW wind turbine and provides the relationship between hub height wind speed and sound power levels for this wind turbine. This relationship is important as it allows one to understand when the highest sound levels from the wind turbines occurred.

As presented in the 2013 Sound Level Assessment Report, sound power levels from the wind turbines vary with wind speed. The sound power levels with respect to wind speed from this report are shown in Table 5-1. The highest sound power level of the G87 2.0 MW wind turbine (106.4 dBA) is reached at a hub height wind speed of 9.7 m/s (22 mph). As wind speeds increase above these values, broadband sound levels from the wind turbines do not increase.

Table 5-1 G87 2.0 MW Sound Power Levels vs. Wind Speed

Wind Speed at 10-m height ¹ (m/s)	Wind Speed at 78-m hub height (m/s)	Sound Power Level (dBA re 1 pW)
3	4.2	92.8
4	5.6	97.3
5	6.9	102.1
6	8.3	106.0
7	9.7	106.4
8	11.1	106.4
9	12.5	106.4
10	13.9	106.4

Notes:

1. Sound levels are reported at wind speeds at a 10-meter reference height per the requirements of the IEC 61400-11 standard.

6.0 SOUND LEVEL MEASUREMENT PROGRAM

6.1 Overview

Compliance sound level measurements were conducted during two seasons, summer and winter, at Groton Wind per the requirements in the SEC Order and Certificate. The first measurement program was conducted in July and August 2013 and the second in January and February 2014. The purpose of these measurement programs was to collect the necessary data in order to evaluate compliance with the respect to the noise conditions issued by the SEC.

In May 2013, a Work Plan³ was developed by Epsilon and provided to Groton Wind LLC. The Work Plan outlined the measurement methodology, potential measurement locations, instrumentation, and the duration of the sound testing. Iberdrola provided the Work Plan to the Towns of Groton and Rumney and concurrence was received from each town prior to the commencement of the summer measurement program. A copy of the Work Plan is included as Appendix C.

6.2 Summer Sound Level Measurement Program

6.2.1 *Sound Level Measurement Locations*

The Work Plan described the sound level testing as planned to be measured at up to eight (8) locations pending permission to access the properties. Six of these locations (Locations 1-6) were consistent with locations from the pre-construction monitoring program. Location 5, the NH Audubon Society on North Shore Road in Hebron, was not replicated in the post-construction monitoring program due to a lack of property use permission being obtained. Two locations (Locations A, B) were added to the original six locations. One is the residence of Phoebe Sanborn, Location A, who has voiced concerns about sound from the wind turbines at a meeting of the Board of Selectman of the Town of Rumney. Location B, the Baker River Campground owned by Cheryl Lewis, is required in accordance with the SEC Order and Certificate. The summer measurement program therefore consisted of seven (7) measurement locations (Locations A, B, 1, 2, 3, 4, 6) all depicted in Figure 6-1 and described below. All distances shown are rounded to the nearest 10 feet. Iberdrola coordinated access to each of these private properties prior to the commencement of the measurement program.

- ◆ Location A – Mr. & Mrs. Sanborn Residence, 145 Old North Groton Road, Rumney

³ Sound Study Work Plan – Groton Wind Project, NH, May 15, 2013.

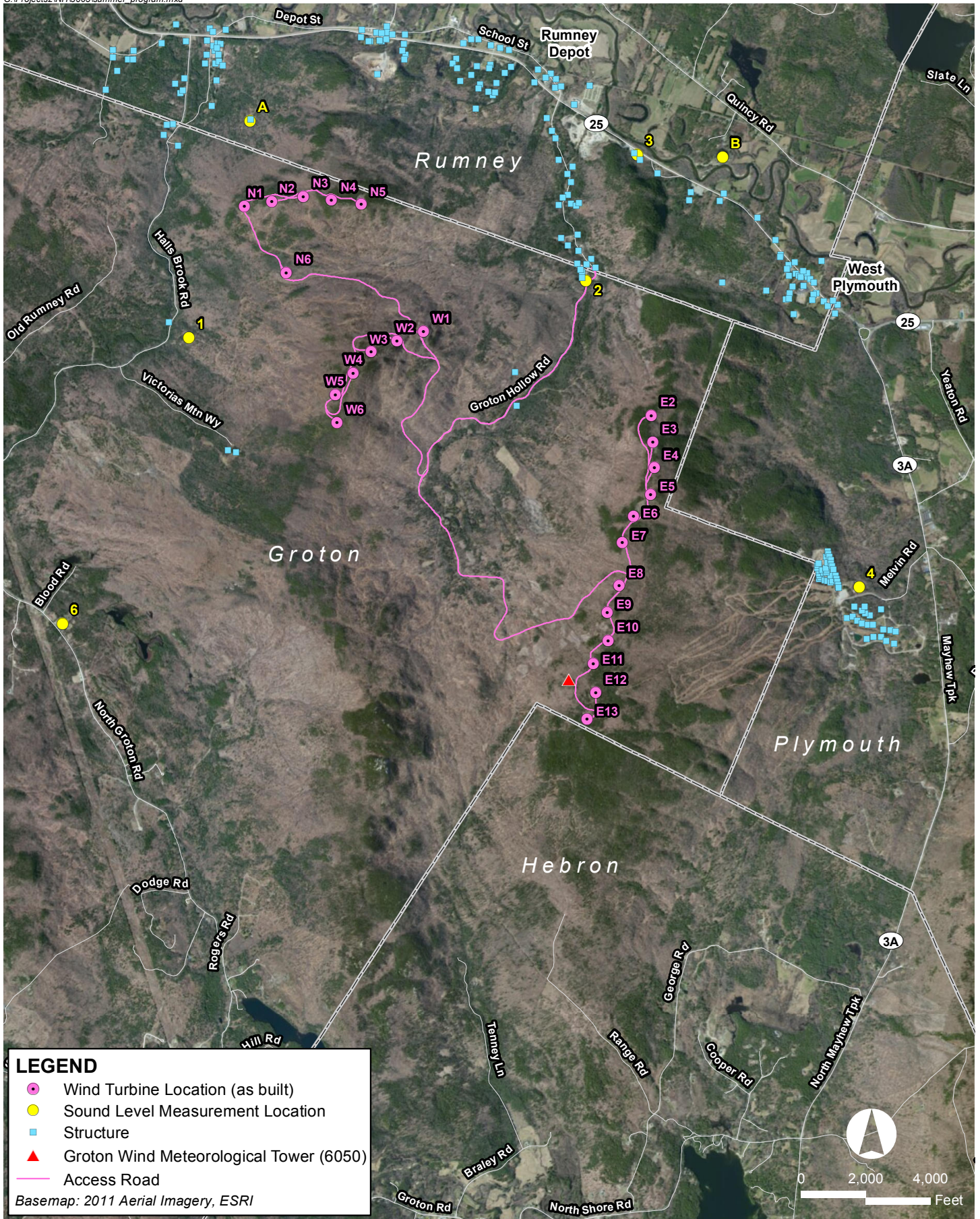
- This location was approximately 2570 feet northwest of the closest wind turbine (N2) and was selected as a measurement location based on the resident's noise concerns⁴.
- ◆ Location B – Baker River Campground, 56 Campground Road, Rumney
 - This location was approximately 8270 feet north of the closest wind turbine (E2) and is representative of the camping sites.
- ◆ Location 1 – Halls Brook Road, Groton
 - This location was approximately 3620 feet to the closest wind turbine (N6) and is representative of the nearest residents to the west of the wind farm along Halls Brook Road.
- ◆ Location 2 – Groton Hollow Road, Groton
 - This location was approximately 4620 feet to the closest wind turbine (E2) and is representative of the nearest residents to the north of the wind farm along Groton Hollow Road.
- ◆ Location 3 – Plain Jane's Diner, 897 Route 25, Rumney
 - This location was approximately 8050 feet north of closest wind turbine (E2) and is representative of the nearest residents to the north of the wind farm along Route 25.
- ◆ Location 4 – Tenney Mountain Ski Area, Plymouth
 - This location was approximately 7070 feet east of closest wind turbine (E5) and is representative of the nearest residents to the east of the wind farm off Route 3A and Tenney Mountain slope side lodging.
- ◆ Location 6 – Groton Town Hall, 754 North Groton Road, Groton
 - This location was approximately 10530 feet southwest of closest wind turbine (W6) and is representative of the nearest residents to the southwest of the wind farm along North Groton Road.

Table 6-1 lists the coordinates for the seven (7) sound level measurement locations along with the distance to the closest wind turbine. All coordinates are in NAD 1983 New Hampshire State Plane. Photos of the sound level measurement locations are presented in Figures 6-2 through 6-8.

⁴ Approximate distance from the relocated monitoring location.

Table 6-1 Sound Level Measurement Locations

Measurement Location	X (m)	Y (m)	Closest Wind Turbine	Approximate Distance from the Measurement Location to the Closest Wind Turbine (ft)
A	286595	143072	N2	2,570
B	291045	142730	E2	8,270
1	286017	141031	N6	3,620
2	289760	141569	E2	4,620
3	290241	142750	E2	8,050
4	292336	138679	E5	7,070
6	284826	138332	W6	10,530



Groton Wind Farm Groton, New Hampshire

Figure 6-2 Location A – Summer Program



Figure 6-3 Location B – Summer Program



Figure 6-4 Location 1 – Summer Program



Figure 6-5 Location 2 – Summer Program



Figure 6-6 Location 3 – Summer Program



Figure 6-7 Location 4 – Summer Program



Figure 6-8 Location 6 – Summer Program



6.2.2 *Field Program and Methodology*

The summer field program began on Thursday, July 18, 2013 with setup continuing into Friday, July 19. Seven sound level meters were deployed by Epsilon staff to continuously monitor sound levels over the measurement period. In addition, three 2-meter wind measurement stations were setup at a subset of these locations (Locations A, 2, & 6). Following the setup, all equipment was checked and sources of sound documented in field notes during the day at each location. The instrumentation ran generally unattended until the completion of the measurement program on Wednesday, August 12, 2013. This resulted in at least 14 consecutive days of measurements at all of the locations per the duration specified in the Work Plan except at Location 4 where approximately 13 consecutive days of sound level data were stored. During the measurement program, Epsilon personnel returned to the site for two separate mid-program trips: July 26 and August 1. These site visits were necessary for observations, equipment checks, calibrations and data downloads.

Epsilon collected precipitation data onsite at Location 6. In addition, meteorological observations from the National Weather Service station in Plymouth, NH were archived during the measurement program.

During the course of the measurement program, brief shutdowns of the wind energy facility were scheduled in coordination with Iberdrola. Ambient sound level measurements were made during these shutdowns since there may be periods of time during the operational measurement program where there are elevated sound levels due to sources other than the wind turbines. There could be periods of high ambient noise (vehicles, birds, insects, etc.) or wind induced noise. The ambient sound level measurements were scheduled to occur every day at 2:00 AM and at 2:00 PM to be managed by the wind facility. These ambient conditions lasted for approximately one hour. All wind turbines were shut down for these periods. One-hour ambient data was collected for all shutdowns during the measurement program. These shutdowns occurred from July 20 until August 12.

After the measurement program began, Phoebe Sanborn at Location A requested that the sound level meter be relocated to a location better representative of the sound levels she observed at her home which was approximately 35 feet from the original location. During the field check on July 26, the Epsilon engineer repositioned the sound level meter from its original southwest corner position to a position west of the home where Mrs. Sanborn agreed the levels to be more representative.

Due to a data-file transfer error with the model 831 sound level meters to an external memory drive, several days of 10-minute data were lost at two locations. Location B lost data from approximately 2:00 AM on July 21 to 6:30 PM on July 26 and Location 1 lost data from approximately 11:10 PM on July 20 to 2:30 PM on July 26. A power supply issue caused the sound level meter at Location 4 to lose data from 4:00 P.M. on August 1 to the

end of the program. Data collection was successful for the entire program at the remaining locations.

6.2.3 *Measurement Equipment*

6.2.3.1 *Sound Level Instrumentation*

A total of seven (7) integrating sound level meters were used during the summer field program. The instrumentation met the "Type 1 - Precision" requirements set forth in American National Standards Institute (ANSI) S1.4-1983 for acoustical measuring devices as specified in the S12.18-1994 methodology. Each microphone with a windscreen was tripod-mounted at a height of 1.5 meters above ground. The microphones were connected to a sound level meter by an extension cable, and the meters were housed in environmental suitcases. The measurement equipment was calibrated in the field before and after the surveys with the manufacturer's acoustical calibrator which meets the standards of IEC 942 Class 1L and ANSI S1.40-1984.

All calibrations were within ± 1.0 dB from the most recent calibration. The meters were calibrated and certified as accurate to standards set by the National Institute of Standards and Technology by an independent laboratory within the past 12 months. One Larson Davis model 820 sound level meter and six Larson Davis model 831 sound level meters were used for the summer monitoring. The model 831 sound level meters measured both A-weighted and one-third octave band sound levels while the model 820 sound level meters only measured A-weighted sound levels. The instruments have data logging capability and were programmed to log statistical data every 10-minutes with a 1-second resolution. The sound level instrumentation used for the measurement program is summarized in Table 6-2.

Table 6-2 Sound Level Measurement Instrumentation

Equipment	Model	Serial Number
Meter	Larson Davis 831	1992
Preamp	PCB Piezotronics PRM831	015258
Microphone	PCB Piezotronics 377B20	112340
Meter	Larson Davis 831	2154
Preamp	PCB Piezotronics PRM831	016477
Microphone	PCB Piezotronics 377B20	112245
Meter	Larson Davis 831	2155
Preamp	PCB Piezotronics PRM831	016478
Microphone	PCB Piezotronics 377B20	112256
Meter	Larson Davis 831	1993
Preamp	PCB Piezotronics PRM831	015260
Microphone	PCB Piezotronics 377B20	110889
Meter	Larson Davis 831	3044
Preamp	PCB Piezotronics PRM831	023824
Microphone	PCB Piezotronics 377B20	130593
Meter	Larson Davis 831	3047
Preamp	PCB Piezotronics PRM831	023825
Microphone	PCB Piezotronics 377B20	130579
Meter	Larson Davis 820	1764
Preamp	PCB Piezotronics PRM828	2738
Microphone	PCB Piezotronics 377B20	112345
Calibrator	Larson Davis CAL200	7146
Calibrator	Larson Davis CAL200	7147

6.2.3.2 Meteorological Instrumentation

Continuous ground-level wind speed and direction were collected at three locations around the wind energy facility. Location 6 was considered representative of ground-level winds in the general area while the equipment at Locations A and 2 captured the localized wind environment. Three HOBO H21-002 micro-weather stations (manufactured by Onset Computer Corporation) were used to continuously measure the wind speed and wind direction. The wind sensors were mounted at a height of approximately 2 meters above ground level and data were logged every minute. This wind instrument has a measurement range of 0 to 44 m/s (99 mph) and an accuracy of ± 0.5 m/s (1.1 mph). The starting threshold is 0.5 m/s (1.1 mph). The wind direction measurement range is 0 to 358 degrees (2-degree dead band), with an accuracy of ± 5 degrees. In addition to the wind data collected at Location 6, temperature, relative humidity, and precipitation were measured at this location. The temperature sensor has a measurement range of -40° C to 75° C, an accuracy of 0.2° C over the temperature range of 0° to 50° C, and a sampling rate equal to the logging interval (10 minutes). The relative humidity (RH) sensor has a measurement range of 0% to 100%, an accuracy of $\pm 2.5\%$ from 10% to 90% RH to a maximum of $\pm 3.5\%$, and a sampling rate equal to the logging interval (10 minutes). The rain gauge sensor uses a tipping bucket mechanism with a measurement range of 0 to 12.7 cm per hour at a resolution of 0.2 mm. Figure 6-9 shows the ground-level meteorological equipment setup at Location 6.

Groton Wind has a 78-meter meteorological tower at the southern portion at the site. Wind direction data from this tower, MET-6050, were used in the analysis. The location of this meteorological tower is depicted in Figure 6-1.

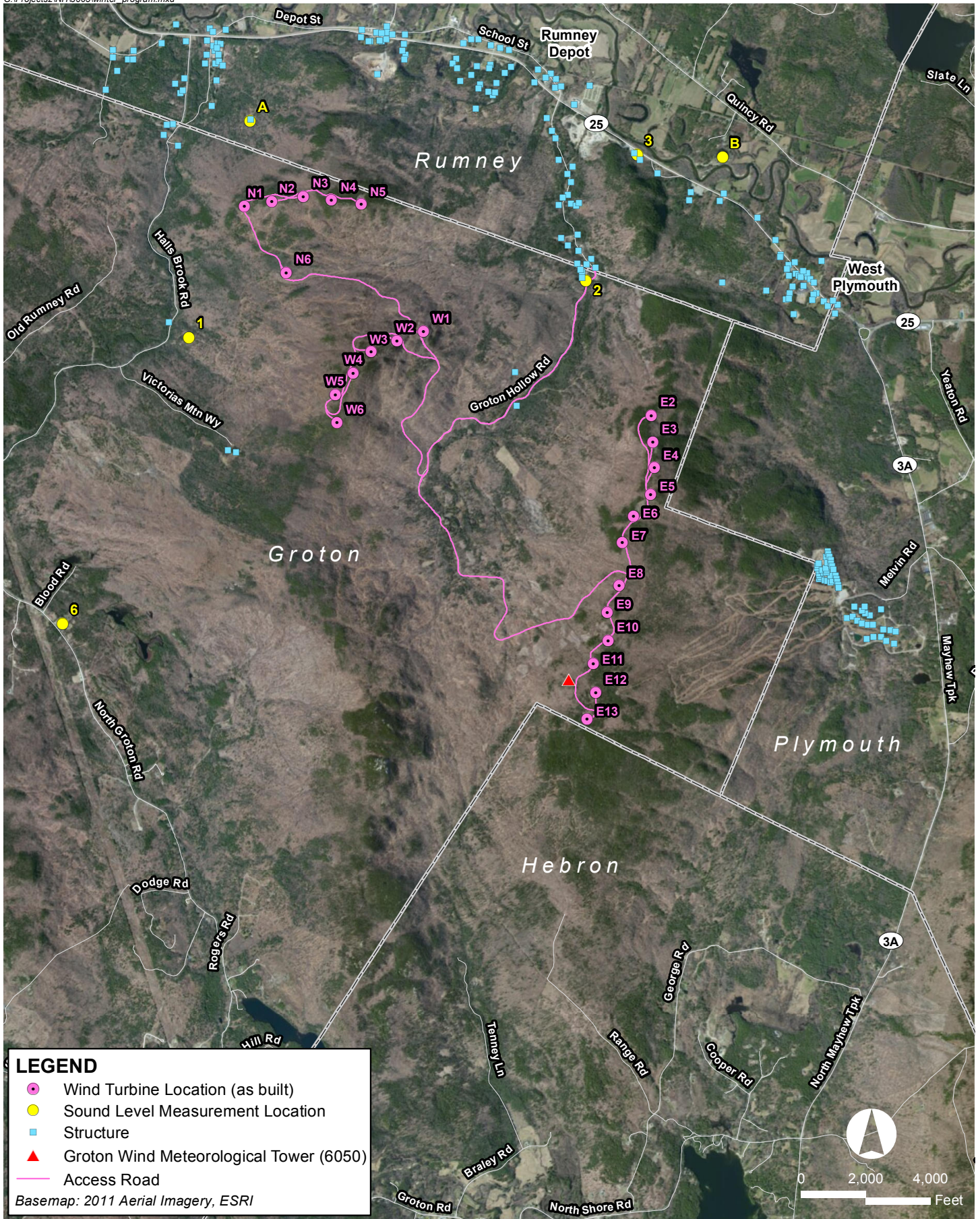
Figure 6-9 Epsilon Meteorological Instrumentation – Location 6 – Summer Program



6.3 Winter Sound Level Measurement Program

6.3.1 *Sound Level Measurement Locations*

As discussed in Section 6.2.1, the Work Plan described the sound level testing as planned to be measured at up to eight (8) locations. The winter post-construction monitoring program locations were consistent with the summer monitoring program with the exception of Location 4. Permission to monitor at this location was not granted for the winter measurement program; therefore, a total of six (6) locations were included (Locations A, B, 1, 2, 3, 6). These locations are depicted in Figure 6-10. Please refer to Section 6.2.1 for descriptions of the six sound level measurement locations. Photos of the sound level measurement locations during the winter program are presented in Figures 6-11 through 6-16.



Groton Wind Farm Groton, New Hampshire

Figure 6-11 Location A – Winter Program



Figure 6-12 Location B – Winter Program



Figure 6-13 Location 1 – Winter Program



Figure 6-14 Location 2 – Winter Program



Figure 6-15 Location 3 – Winter Program



Figure 6-16 Location 6 – Winter Program



6.3.2 *Field Program and Methodology*

The winter field program began on Thursday, January 23, 2014 with setup continuing into Friday, January 24. Six sound level meters were deployed by Epsilon staff to continuously monitor sound levels over the measurement period. In addition, three 2-meter wind measurement stations were setup at a subset of these locations (Locations A, 2, & 6). Following the setup, all equipment was checked and sources of sound documented in field notes during the day at each location. The instrumentation ran generally unattended until the completion of the measurement program on Thursday, February 20, 2014. This resulted in at least 14 consecutive days of measurements at all of the locations per the duration specified in the Work Plan. During the measurement program, Epsilon personnel returned to the site for five separate trips prior to the completion of the program: January 28, January 31, February 6, February 12 and February 17. These site visits were necessary for observations, equipment checks, calibrations and data downloads.

Epsilon collected precipitation data onsite at Location 6. Since temperatures during the program were generally below freezing, Epsilon relied upon “weather type” observations from the National Weather Service station in Plymouth, NH for identifying periods of precipitation during the measurement program.

During the course of the measurement program, brief shutdowns of the wind energy facility were scheduled in coordination with Iberdrola. Ambient sound level measurements were made during these shutdowns since there may be periods of time during the operational measurement program where there are elevated sound levels due to sources other than the wind turbines. There could be periods of high ambient noise (vehicles, birds, insects, etc.) or wind induced noise. The ambient sound level measurements were scheduled to occur every day at 2:00 AM and at 2:00 PM to be managed by the wind facility as to be consistent with the summer measurement program. These ambient conditions lasted for approximately one hour. All wind turbines were shut down for these periods. One-hour ambient data was collected for all shutdowns during the measurement program. Due to the very cold temperatures at the start of the measurement program, the shutdowns did not begin until February 5 and lasted until the completion of the program on February 20.

In general, the sound level meters successfully collected data throughout the measurement program. The only exception was a data-file transfer error with one sound level meter to an external memory drive resulting in a gap in the data from approximately 7:00 AM on February 13 to 6:30 PM on February 17 at Location 3. No data loss occurred at any other location during the winter program.

6.3.3 Measurement Equipment

6.3.3.1 Sound Level Instrumentation

A total of six (6) integrating sound level meters were used during the winter field program. The instrumentation met the "Type 1 - Precision" requirements set forth in American National Standards Institute (ANSI) S1.4-1983 for acoustical measuring devices as specified in the S12.18-1994 methodology. Each microphone with a windscreen was tripod-mounted at a height of 1.5 meters above ground. The microphones were connected to a sound level meter by an extension cable, and the meters were housed in environmental suitcases. The measurement equipment was calibrated in the field before and after the surveys with the manufacturer's acoustical calibrator which meets the standards of IEC 942 Class 1L and ANSI S1.40-1984.

All calibrations were within ± 1.0 dB from the most recent calibration. The meters were calibrated and certified as accurate to standards set by the National Institute of Standards and Technology by an independent laboratory within the past 12 months. Six Larson Davis model 831 sound level meters were used for the winter monitoring. The model 831 sound level meters measured both A-weighted and one-third octave band sound levels. The instruments have data logging capability and were programmed to log statistical data every 10-minutes with a 1-second resolution. The sound level instrumentation used for the winter measurement program is summarized in Table 6-2 with the exception of the model 820 sound level meter which was only used during the summer measurement program.

6.3.3.2 Meteorological Instrumentation

Continuous ground-level wind speed and direction were collected at three locations around the wind energy facility. Location 6 was considered representative of ground-level winds in the general area while the equipment at Locations A and 2 captured the localized wind environment. Three HOBO H21-002 micro-weather stations (manufactured by Onset Computer Corporation) were used to continuously measure the wind speed and wind direction. The wind sensors were mounted at a height of approximately 2 meters above ground level and data were logged every minute. This wind instrument has a measurement range of 0 to 44 m/s (99 mph) and an accuracy of ± 0.5 m/s (1.1 mph). The starting threshold is 0.5 m/s (1.1 mph). The wind direction measurement range is 0 to 358 degrees (2-degree dead band), with an accuracy of ± 5 degrees. In addition to the wind data collected at Location 6, temperature, relative humidity, and precipitation were measured at this location. The temperature sensor has a measurement range of -40° C to 75° C, an accuracy of 0.2° C over the temperature range of 0° to 50° C, and a sampling rate equal to the logging interval (10 minutes). The relative humidity (RH) sensor has a measurement range of 0% to 100%, an accuracy of $\pm 2.5\%$ from 10% to 90% RH to a maximum of \pm

3.5%, and a sampling rate equal to the logging interval (10 minutes). The rain gauge sensor uses a tipping bucket mechanism with a measurement range of 0 to 12.7 cm per hour at a resolution of 0.2 mm. Figure 6-17 shows the ground-level meteorological equipment setup in the winter at Location 6.

Figure 6-17 Epsilon Meteorological Instrumentation – Location 6 – Winter Program



7.0 EVALUATION OF SOUND LEVELS

The intent of the sound level measurement program was to collect sound data during periods which would be representative of worst-case conditions based on the sound power data provided by the wind turbine manufacturer while meeting the procedures in ANSI S12.18-1994 "American National Standard - Procedures for Outdoor Measurement of Sound Pressure Level". As discussed in the May 15, 2013 Epsilon Work Plan, compliance would be evaluated by measuring sound levels continuously for a minimum of 14 days while logging data every 10-minutes. This total sound level (wind turbines+ ambient) would initially be compared to the wind energy system daytime and nighttime sound level limits. This is conservative since it includes both wind turbines and ambient sound levels. If necessary, the ambient L_{eq} sound level would be subtracted (on an energy basis) from the operational sound level to obtain the "wind turbines only" sound pressure level. This would then be compared to the sound level limits.

The NH SEC Order and Certificate establishes a sound level limit during the day (7AM – 10PM) at all locations (except for the Baker River Campground) is 55 dBA or 5 dBA greater than the ambient, whichever is greater. The NH SEC's sound level limit at night (10PM – 7AM) at all locations (except for the Baker River Campground) is 45 dBA or 5 dBA greater than the ambient, whichever is greater. At the Baker River Campground the sound level limit established by the NH SEC Order and Certificate is 40 dBA or 5 dBA greater than ambient, whichever is greater, at any time.

7.1 Evaluation Criteria

In order to determine the appropriate hours to compare with applicable sound level limits, Epsilon evaluated the sound data with respect to five (5) conditions. These conditions were either components of an ANSI standard required by the State of New Hampshire SEC or involved professional judgment by Epsilon. These criteria were used in the evaluation of both the summer and winter sound level data.

7.1.1 ANSI Procedures for Outdoor Measurement of Sound Pressure Level

According to the State of New Hampshire SEC's Order and Certificate, sound levels are to be measured according to ANSI S12.18. Method #1 in ANSI S12.18-1994 outlines the general method for the outdoor measurement of sound pressure level. The first three evaluation conditions are components of this standard:

1. "No sound level measurement shall be made when the average wind velocity exceeds 5 m/s when measured at a height of 2 ± 0.2 m above the ground."
2. "If the distance between the source and receiver exceeds 30 m and the grazing angle is smaller than 20° , measurements shall only be made with the receiver downwind from the source and when the direction of the wind vector is within an angle $\pm 45^\circ$ of the direction connecting the center of the sound source and the

center of the specified receiver area.” “Alternatively, measurement at any distance in any near horizontal direction can be made if propagation occurs under a well-developed ground-based temperature inversion with winds less than 1 m/s measured at a height of 2 ± 0.2 m.”

3. “Measurement during precipitation or when the ground is wet or snow covered is highly discouraged.”

7.1.2 Additional Criteria

One of the objectives of the analysis was to measure the sound levels under worst-case conditions with respect to sound power levels associated with the wind turbines. Based on data specified by the wind turbine manufacturer, Gamesa, the G87 wind turbine has a maximum sound power level of 106.4 dBA. This is achieved at a wind speed of 7 m/s at a reference height of 10 meters above ground level which corresponds to a hub height wind speed of 9.7 m/s.

4. Hub height wind speed at the closest wind turbine to the measurement location was at least 9.7 m/s during a period when the electrical output confirmed that the wind turbine was operating.

One of the goals of the analysis was to focus on time periods in which there was a steady noise source (possibly the wind turbines) and a minimal amount of wind noise. The remaining condition attempts to isolate these periods.

5. The L_{10} and L_{90} sound levels were reasonably close together (within 3-4 dBA) indicating a steady sound, possibly from the wind turbines.⁵

7.2 Evaluation of Sound Levels at Individual Locations – Summer Program

In order to determine the appropriate time periods to compare the measured sound data at unattended locations to the NH SEC’s sound pressure level limits, Epsilon evaluated the summer sound level data meeting the criteria identified above. In some instances, the daytime or nighttime measurement periods at a particular location did not have 10-minute periods meeting all of the criteria. When this occurred, the wind direction range was expanded by 45 degrees to 135 degrees as compared to the 90 degree downwind area defined in the standard. If this did not result in any additional periods, the wind direction criteria was removed, i.e. data for all wind directions were considered. A downwind direction at measurement locations does not necessarily correspond to the primary wind direction for the season or the year; therefore, the range was expanded to allow for potentially more common conditions while still maintaining a crosswind condition when

⁵ Based on professional experience; Epsilon has found this relationship exists during periods of steady sound from sources such as wind turbines.

possible. Secondly, the ANSI standard allows for the evaluation of sound data under any wind direction under certain conditions. According to the standard, "...measurement at any distance in any near horizontal direction can be made if propagation occurs under a well-developed ground-based temperature inversion with winds less than 1 m/s measured at a height of 2 ± 0.2 m."

7.2.1 Location A – Sanborn Residence

The sound levels due to the wind turbines at this location are in compliance during the summer season.

At this location, sound levels were measured continuously from July 18, 2013 to August 12, 2013. As described in Section 6.2.2 the sound level meter at this location was relocated on July 26, per the request of the homeowner. During the summer measurement program sound level data were collected over 3573 10-minute periods. A string of wind turbines are located south of the home with wind turbine N2 the closest to the measurement location at 2570 feet. During the 3573 sound data collection periods, there were 275 10-minute periods with the wind turbine operating and the hub height wind speed at or above 9.7 m/s resulting in the maximum sound power level. Of these 275 periods, seven (7) 10-minute periods were during downwind and dry conditions with all of these periods during times with ground level wind speeds 5 m/s or less. Five (5) of these periods were during a 10 minute period of steady sound, therefore meeting all five criteria identified above.

7.2.1.1 Daytime Periods

All five of the measurement periods that met the five criteria specified above occurred during daytime hours. These were in the evening on August 1 and in the morning on August 9. The measured L_{eq} sound levels during these periods ranged from 43 to 46 dBA. A summary of the data for these periods is presented in Table 7-1. A period of precipitation preceded both of these measurements. The maximum measured L_{eq} sound level of these periods, 46 dBA, is well below the daytime limit of 55 dBA. The ambient L_{eq} sound levels prior to the operational sound levels on August 1 ranged from 32 to 37 dBA while the ambient L_{eq} sound levels following the August 9 operational measurement ranged from 39 to 43 dBA. The daytime wind turbines only sound level at this location is less than 46 dBA; therefore, the daytime sound levels due to the wind turbines at this location are in compliance during the summer season.

Detailed Epsilon sound and meteorological data along with electrical output and meteorological data provided by Iberdrola for the entire summer measurement period are presented in Appendix A.

Table 7-1 Location A: Summer Daytime Period Evaluation – All Criteria Met

Date	Start Time	Leq (dBA)	L10 (dBA)	L90 (dBA)	N2 Average Electrical Output Power (kW)	N2 Average Hub Height Wind Speed (m/s)	Loc. 6 Average Wind Speed: Epsilon - Ground (m/s)	Loc. 6 Maximum Wind Speed Gust: Epsilon - Ground (m/s)	6050 Average Wind Direction: 75-meter (°)
8/1/13	20:20	46	47	44	1911	11.5	0.0	0.0	184
8/1/13	20:30	45	47	43	1792	11.2	0.0	0.0	185
8/1/13	20:50	44	45	42	1277	9.8	0.0	0.0	186
8/1/13	21:00	43	44	41	1400	9.9	0.0	0.0	186
8/9/13	11:10	46	48	44	1606	10.7	0.0	1.9	182

7.2.1.2 Nighttime Periods

No periods that met the five evaluation criteria occurred during nighttime hours. To further analyze the closest wind turbine, crosswind conditions ($\pm 90^\circ$) were considered for evaluation. The expansion in wind direction periods evaluated resulted in no additional nighttime periods meeting all of the evaluation criteria. All sound data periods were then analyzed independent of wind direction. A total of 34 nighttime sound level measurement 10-minute periods met all criteria with the exception of the downwind condition. Ten of the 34 periods were present on July 24, before the sound level meter was moved to the more representative location; therefore, these periods were not evaluated. The remaining 24 measurement periods were in the morning on August 10. The measured L_{eq} sound levels during these 24 periods ranged from 39 to 42 dBA. A summary of the data for a sample of these periods on August 10 is presented in Table 7-2. The maximum measured L_{eq} sound level of these periods was 42 dBA and is well below the nighttime limit of 45 dBA. The ambient L_{eq} sound levels between the operational sound levels on August 10 ranged from 36 to 38 dBA; therefore, the nighttime wind turbines only sound level at this location is less than 42 dBA. Therefore, the nighttime sound levels due to the wind turbines at this location are in compliance during the summer season.

Detailed Epsilon sound and meteorological data along with electrical output and meteorological data provided by Iberdrola for the entire summer measurement period are presented in Appendix A.

Table 7-2 Location A: Summer Nighttime Period Evaluation – Independent of Wind Direction

Date	Start Time	Leq (dBA)	L10 (dBA)	L90 (dBA)	N2 Average Electrical Output Power (kW)	N2 Average Hub Height Wind Speed (m/s)	Loc. 6 Average Wind Speed: Epsilon - Ground (m/s)	Loc. 6 Maximum Wind Speed Gust: Epsilon - Ground (m/s)	6050 Average Wind Direction: 75-meter (°)
8/10/13	0:40	40	41	39	1588	11.2	0.4	2.6	282
8/10/13	1:50	39	41	38	1205	9.9	0.2	2.4	276
8/10/13	3:00	39	41	37	1388	13.2	1.3	4.8	279
8/10/13	3:10	40	41	38	1999	14.0	1.1	5.9	279
8/10/13	3:20	40	42	39	1998	14.8	1.3	5.4	283
8/10/13	3:30	40	42	39	1999	14.0	1.5	5.7	284
8/10/13	4:40	42	43	40	1622	10.8	0.4	3.0	289
8/10/13	4:50	42	43	40	1649	10.9	0.6	3.3	292
8/10/13	5:30	42	43	40	1924	12.1	0.4	2.4	302
8/10/13	5:50	42	44	40	1692	11.4	0.2	2.2	301
8/10/13	6:00	41	43	40	1870	12.0	0.0	2.2	303

7.2.2 Location B – Baker River Campground

The sound levels due to the wind turbines at this location are in compliance during the summer season.

At this location, sound levels were measured continuously from July 19, 2013 to August 13, 2013.⁶ During this time period, sound level data were collected over 2864 10-minute periods. All three strings of wind turbines are located southwest of the campground with wind turbine E2 the closest to the measurement location at 8270 feet. During the total 2864 sound data collection periods, there were 449 10-minute periods with the wind turbine operating and the hub height wind speed at or above 9.7 m/s resulting in the maximum sound power level. Of these 449 periods, 32 10-minute periods were during downwind and dry conditions with all of these periods during times with ground level wind speeds 5 m/s or less. Four (4) of these periods were during a 10 minute period of steady sound, therefore meeting all five criteria identified above.

⁶ As discussed in Section 6.2, no data was stored between 2:00 AM on July 21 and 6:30 PM on July 26 due to data-file transfer error.

7.2.2.1 Daytime Periods

All four of the measurement periods that met the five criteria specified above occurred during daytime hours. The measurement periods were in the evening on August 1. The measured L_{eq} sound levels during these periods ranged from 40 to 53 dBA with three of the four periods at or below 41 dBA. A summary of the data for these four periods is presented in Table 7-3.

Precipitation was recorded by meteorological equipment at Location 6 during a period 20 minutes prior to the 20:10 measurement (53 dBA). During this period both the hub height wind speed and wind turbine electrical output was lower (8.7 / 923) although the L_{eq} sound level was the same at 53 dBA. Earlier in the evening (19:00) during a dry period the L_{eq} sound level was 53 dBA when the hub height wind speed was 6 m/s and the electrical output was 369 kW. This period immediately followed a precipitation event. These periods are presented in detail in Table 7-4. Therefore, the period resulting in 53 dBA is due to elevated ambient sound levels, likely precipitation related, and not the wind turbines.

Daytime ambient measurements on August 1 ranged from 42 to 44 dBA. A summary of the data for these ambient periods is presented in Table 7-5. Nighttime ambient measurements on August 2 ranged from 36 to 38 dBA. A summary of the data for these ambient periods is presented in Table 7-5.

Conservatively subtracting a nighttime ambient of 37 dBA from each of the three total sound levels meeting all of the criteria on August 1, results in calculated wind turbines only sound levels ranging from 35 to 37 dBA. These sound levels are below the limit of 40 dBA; therefore, daytime sound levels due to the wind turbines at this location are in compliance during the summer season.

Detailed Epsilon sound and meteorological data along with electrical output and meteorological data provided by Iberdrola for the entire summer measurement period are presented in Appendix A.

Table 7-3 Location B: Summer Daytime Period Evaluation – All Criteria Met

Date	Start Time	Leq (dBA)	L10 (dBA)	L90 (dBA)	E2 Average Electrical Output Power (kW)	E2 Average Hub Height Wind Speed (m/s)	Loc. 6 Average Wind Speed: Epsilon - Ground (m/s)	Loc. 6 Maximum Wind Speed Gust: Epsilon - Ground (m/s)	6050 Average Wind Direction: 75-meter (°)
8/1/13	20:10	53	55	52	1413	10.2	0.0	0.0	189
8/1/13	20:50	41	43	39	1423	10.4	0.0	0.0	186
8/1/13	21:00	41	42	39	1307	9.8	0.0	0.0	186
8/1/13	21:10	40	41	38	1396	10.1	0.0	0.0	187

Table 7-4 Location B: Summer Daytime Period Evaluation – Additional Periods

Date	Start Time	Leq (dBA)	L10 (dBA)	L90 (dBA)	E2 Average Electrical Output Power (kW)	E2 Average Hub Height Wind Speed (m/s)	Loc. 6 Average Wind Speed: Epsilon - Ground (m/s)	Loc. 6 Maximum Wind Speed Gust: Epsilon - Ground (m/s)	6050 Average Wind Direction: 75-meter (°)
8/1/13	19:00	53	54	52	369	6.1	0.0	0.0	178
8/1/13	19:50	53	57	46	923	8.7	0.0	0.0	183

Table 7-5 Location B: Summer Ambient Periods

Date	Start Time	Leq (dBA)	L10 (dBA)	L90 (dBA)	E2 Average Electrical Output Power (kW)	E2 Average Hub Height Wind Speed (m/s)	Loc. 6 Average Wind Speed: Epsilon - Ground (m/s)	Loc. 6 Maximum Wind Speed Gust: Epsilon - Ground (m/s)	6050 Average Wind Direction: 75-meter (°)
8/1/13	14:00	44	49	38	0	5.8	0.0	0.9	157
8/1/13	14:10	42	45	38	0	6.5	0.2	1.7	156
8/1/13	14:20	42	45	37	0	6.2	0.2	2.2	156
8/1/13	14:30	44	46	39	0	6.9	0.2	2.6	157
8/1/13	14:40	43	44	38	0	7.5	0.2	1.9	159
8/1/13	14:50	44	47	40	0	6.8	0.0	1.5	163

Table 7-5 Location B: Summer Ambient Periods (Continued)

Date	Start Time	Leq (dBA)	L10 (dBA)	L90 (dBA)	E2 Average Electrical Output Power (kW)	E2 Average Hub Height Wind Speed (m/s)	Loc. 6 Average Wind Speed: Epsilon - Ground (m/s)	Loc. 6 Maximum Wind Speed Gust: Epsilon - Ground (m/s)	6050 Average Wind Direction: 75-meter (°)
8/2/13	2:00	37	38	35	0	4.6	0.0	0.0	193
8/2/13	2:10	36	38	35	0	4.9	0.0	0.0	187
8/2/13	2:20	36	38	34	0	4.9	0.0	0.0	187
8/2/13	2:30	36	37	34	0	4.4	0.0	0.0	183
8/2/13	2:40	36	38	34	0	3.5	0.0	0.0	186
8/2/13	2:50	38	39	36	0	3.4	0.0	0.0	181

7.2.2.2 Nighttime Periods

No periods that met the five criteria specified above occurred during nighttime hours. To further analyze the closest wind turbine, crosswind conditions ($\pm 90^\circ$) were considered for evaluation. The expansion of wind directions to be included resulted in a total of 16 nighttime periods meeting the modified criteria. The measurement periods occurred during the July 19-20 overnight period and on August 10. The measured Leq sound levels during these 16 periods ranged from 32 to 45 dBA. A summary of the data for these periods is presented in Table 7-6.

Precipitation was recorded by meteorological equipment at Location 6 during a period 20 minutes prior to the 22:20 measurement (41 dBA). During this period with precipitation the Leq sound level was 52 dBA. That precipitation event contributed to the sound levels during the 22:20 and 22:30 measurement periods with sound levels impacted either from localized precipitation or water dripping from the trees as confirmed in the audio recordings. Ambient sound levels measured later in the evening are presented in Table 7-7.

Precipitation is the cause of the 45 dBA Leq sound level measured at 0:40 on July 20 as identified in the audio recordings. Precipitation was recorded by meteorological equipment at Location 6 during a period 20 minutes prior to this measurement. As time passed from 0:40 to 1:30, sound levels decreased to 38 dBA while hub height wind speeds increased from 13 m/s to 19 m/s. Therefore, the measured 45 dBA is not due to the operating wind turbines.

Excluding these periods which were influenced by precipitation, the L_{eq} sound levels ranged from 32 to 38 dBA. These total sound levels are below the limit of 40 dBA; the nighttime “wind turbines only” sound level at this location is less than 38 dBA.

Therefore, the nighttime sound levels due to the wind turbines at this location are in compliance during the summer season.

Detailed Epsilon sound and meteorological data along with electrical output and meteorological data provided by Iberdrola for the entire summer measurement period are presented in Appendix A.

Table 7-6 Location B: Summer Nighttime Period Evaluation – Crosswind Condition

Date	Start Time	Leq (dBA)	L10 (dBA)	L90 (dBA)	E2 Average Electrical Output Power (kW)	E2 Average Hub Height Wind Speed (m/s)	Loc. 6 Average Wind Speed: Epsilon - Ground (m/s)	Loc. 6 Maximum Wind Speed Gust: Epsilon - Ground (m/s)	6050 Average Wind Direction: 75-meter (°)
7/19/13	22:20	41	43	39	1952	12.3	0.0	0.2	279
7/19/13	22:30	40	42	38	1412	10.2	0.0	0.0	282
7/20/13	0:40	45	46	43	1976	13.2	0.0	0.0	241
7/20/13	1:30	38	40	36	2000	18.9	0.7	3.3	245
7/20/13	1:50	37	39	35	1984	13.3	1.5	6.3	256
7/20/13	2:00	37	38	34	1002	14.0	1.1	5.0	262
7/20/13	3:00	35	37	33	1585	12.1	1.1	5.0	254
7/20/13	3:10	36	38	34	1818	11.5	0.7	4.1	259
7/20/13	3:40	35	36	33	1883	12.0	0.4	3.7	260
7/20/13	3:50	35	37	33	1722	11.1	0.6	4.4	256
7/20/13	4:10	35	37	33	1971	13.0	0.7	3.2	248
7/20/13	4:20	36	37	33	1931	13.0	0.6	3.3	255
7/20/13	4:30	36	37	33	1962	13.0	0.4	3.3	249
8/10/13	1:00	37	38	36	1830	11.6	0.0	2.2	276
8/10/13	3:10	32	33	31	1576	10.6	1.1	5.9	279
8/10/13	3:30	32	33	30	1406	10.2	1.5	5.7	284

Table 7-7 Location B: Summer Nighttime Ambient Periods

Date	Start Time	Leq (dBA)	L10 (dBA)	L90 (dBA)	E2 Average Electrical Output Power (kW)	E2 Average Hub Height Wind Speed (m/s)	Loc. 6 Average Wind Speed: Epsilon - Ground (m/s)	Loc. 6 Maximum Wind Speed Gust: Epsilon - Ground (m/s)	6050 Average Wind Direction: 75-meter (°)
7/20/14	2:10	37	39	34	0	14.8	1.9	6.1	260
7/20/14	2:20	36	38	33	0	15.0	1.5	5.2	260
7/20/14	2:30	35	37	32	0	13.2	1.5	4.4	256
7/20/14	2:40	35	37	33	0	11.0	1.5	5.9	257
7/20/14	2:50	35	37	32	0	12.1	1.5	5.2	257

7.2.3 Location 1 – Halls Brook Road

The sound levels due to the wind turbines at this location are in compliance during the summer season.

At this location, sound levels were measured continuously from July 19, 2013 to August 12, 2013.⁷ During this time period sound level data were collected over 2672 10-minute periods. N6, which is located to the east-northeast of this location, is the closest wind turbine to the measurement location at 3620 feet. During the total 2672 sound data collection periods, there were 147 10-minute periods with the wind turbine operating and the hub height wind speed at or above 9.7 m/s resulting in the maximum sound power level. Of these 147 periods, none met the criteria of downwind and dry conditions.

To further analyze the closest wind turbine, crosswind conditions ($\pm 90^\circ$) were considered for evaluation. The angle expansion resulted in no additional periods meeting the evaluation criteria. All sound data periods were then analyzed independent of wind direction. A total of 17 sound level measurement 10-minute periods met all criteria with the exception of the downwind condition.

7.2.3.1 Daytime Periods

Of the 17 periods that met all criteria with the exception of the downwind condition, two (2) were during daytime hours. These two periods were in the morning on July 20. The measured Leq sound levels during these periods ranged from 37 to 38 dBA. A summary of the data for these periods is presented in Table 7-8. The maximum measured sound level of

⁷ As discussed in Section 6.2, no data was stored between 11:10 PM on July 20 and 2:30 PM on July 26 due to data-file transfer error.

these periods was 38 dBA and is well below the daytime limit of 55 dBA. The ambient L_{eq} sound levels the night prior to the operational sound levels on July 20 ranged from 35 to 37 dBA (a shutdown did not occur during the day on July 20); therefore, the daytime “wind turbines only” sound level at this location is less than 38 dBA under these conditions. Therefore, the daytime sound levels due to the wind turbines at this location are in compliance during the summer season.

Detailed Epsilon sound and meteorological data along with electrical output and meteorological data provided by Iberdrola for the entire summer measurement period are presented in Appendix A.

Table 7-8 Location 1: Summer Daytime Period Evaluation – Independent of Wind Direction

Date	Start Time	Leq (dBA)	L10 (dBA)	L90 (dBA)	N6 Average Electrical Output Power (kW)	N6 Average Hub Height Wind Speed (m/s)	Loc. 6 Average Wind Speed: Epsilon - Ground (m/s)	Loc. 6 Maximum Wind Speed Gust: Epsilon - Ground (m/s)	6050 Average Wind Direction: 75-meter (°)
7/20/13	10:30	38	40	36	1470	10.4	0.7	4.3	278
7/20/13	11:30	37	39	35	1428	10.5	1.3	5.2	266

7.2.3.2 Nighttime Periods

Of the 17 periods that met all criteria with the exception of the downwind condition, 15 were during nighttime hours. These periods were on July 20 and on August 10. The measured L_{eq} sound levels during these periods ranged from 34 to 37 dBA. A summary of the data for a sample of these periods is presented in Table 7-9. The maximum measured L_{eq} sound level of these periods was 37 dBA and is well below the nighttime limit of 45 dBA. The nighttime ambient L_{eq} sound levels on July 20 ranged from 35 to 37 dBA and the nighttime ambient L_{eq} sound levels on August 10 ranged from 34 to 41 dBA; therefore, the nighttime “wind turbines only” sound level at this location is less than 37 dBA under these conditions. Therefore, the nighttime sound levels due to the wind turbines at this location are in compliance during the summer season.

Detailed Epsilon sound and meteorological data along with electrical output and meteorological data provided by Iberdrola for the entire summer measurement period are presented in Appendix A.

Table 7-9 Location 1: Summer Nighttime Period Evaluation – Independent of Wind Direction

Date	Start Time	Leq (dBA)	L10 (dBA)	L90 (dBA)	N6 Average Electrical Output Power (kW)	N6 Average Hub Height Wind Speed (m/s)	Loc. 6 Average Wind Speed: Epsilon - Ground (m/s)	Loc. 6 Maximum Wind Speed Gust: Epsilon - Ground (m/s)	6050 Average Wind Direction: 75-meter (°)
7/20/13	3:20	35	36	34	1594	10.8	0.7	3.7	253
7/20/13	3:30	34	36	33	1450	10.4	0.7	3.5	255
7/20/13	4:10	36	37	36	1534	10.7	0.7	3.2	248
8/10/13	0:40	37	38	35	1451	10.3	0.4	2.6	282
8/10/13	4:20	35	36	34	1402	9.9	0.4	3.0	291

7.2.4 Location 2 – Groton Hollow Road

The sound levels due to the wind turbines at this location are in compliance during the summer season.

At this location, sound levels were measured continuously from July 18, 2013 to August 12, 2013. During this time period sound level data were collected over 3586 10-minute periods. Sound levels were analyzed with respect to the closest wind turbine, E2, at 4620 feet to the measurement location. During the 3586 sound data collection periods, there were 501 10-minute periods with the wind turbine operating and the hub height wind speed at or above 9.7 m/s resulting in the maximum sound power level. Of these 501 periods, ten (10) 10-minute periods were during downwind and dry conditions with all of these periods during times with ground level wind speeds 5 m/s or less. Six (6) of these periods were during a 10 minute period of steady sound, therefore meeting all five criteria identified above.

7.2.4.1 Daytime Periods

The six measurement periods that met the five criteria specified above, all occurred during daytime hours. One of these periods occurred in the evening of July 28 and the other periods within one hour on the evening of August 1. The measured Leq sound levels during these six periods ranged from 44 to 47 dBA. A summary of the data for these periods is presented in Table 7-10. The maximum measured Leq sound level, 47 dBA, is well below the daytime sound limit of 55 dBA. The daytime ambient Leq sound levels on July 28 ranged from 43 to 47 dBA while the daytime ambient Leq sound levels on August 1 ranged from 44 to 49 dBA. The daytime “wind turbines only” sound level at this location is less than 47 dBA; therefore, the daytime sound levels due to the wind turbines at this location are in compliance during the summer season.

Detailed Epsilon sound and meteorological data along with electrical output and meteorological data provided by Iberdrola for the entire summer measurement period are presented in Appendix A.

Table 7-10 Location 2: Summer Daytime Period Evaluation – All Criteria Met

Date	Start Time	Leq (dBA)	L10 (dBA)	L90 (dBA)	E2 Average Electrical Output Power (kW)	E2 Average Hub Height Wind Speed (m/s)	Loc. 6 Average Wind Speed: Epsilon - Ground (m/s)	Loc. 6 Maximum Wind Speed Gust: Epsilon - Ground (m/s)	6050 Average Wind Direction: 75-meter (°)
7/28/13	17:50	44	46	43	1340	9.9	0	0	113
8/1/13	20:30	47	48	46	1629	10.5	0	0	185
8/1/13	20:40	46	47	45	1571	10.5	0	0	188
8/1/13	20:50	46	46	45	1423	10.4	0	0	186
8/1/13	21:00	46	46	45	1307	9.8	0	0	186
8/1/13	21:10	46	47	46	1396	10.1	0	0	187

7.2.4.2 Nighttime Periods

No periods that met the five criteria specified above occurred during nighttime hours. To further analyze the closest wind turbine, crosswind conditions ($\pm 90^\circ$) were considered for evaluation. The expansion of wind directions to be included resulted in a total of 13 nighttime periods meeting the modified criteria. Nine (9) periods occurred on July 20, three (3) occurred on August 2, and one (1) occurred on August 3. The L_{eq} sound level for these periods ranged from 44 to 46 dBA. A summary of the data for these periods is presented in Table 7-11.

During Epsilon site visits, Epsilon personnel observed significant noise from a stream that flows parallel to the wind turbine access road. The resulting sound levels during these periods are due to this stream. Ambient sound levels of 42-43 dBA for each of the three nights identified above are presented in Table 7-12.

In addition to the contribution of the stream noise to the measured sound levels there was a period of precipitation overnight on July 20 which likely contributed to the measured sound levels as well. Conservatively subtracting the 2:30 ambient sound level of 42.3 dBA from the total sound level of 45.6 dBA at 0:00 results in a wind turbine only calculated level of 43 dBA. This is below the nighttime limit of 45 dBA.

Therefore, the nighttime sound levels due to the wind turbines at this location are in compliance during the summer season

Detailed Epsilon sound and meteorological data along with electrical output and meteorological data provided by Iberdrola for the entire summer measurement period are presented in Appendix A.

Table 7-11 Location 2: Summer Nighttime Period Evaluation – Crosswind Condition

Date	Start Time	Leq (dBA)	L10 (dBA)	L90 (dBA)	E2 Average Electrical Output Power (kW)	E2 Average Hub Height Wind Speed (m/s)	Loc. 6 Average Wind Speed: Epsilon - Ground (m/s)	Loc. 6 Maximum Wind Speed Gust: Epsilon - Ground (m/s)	6050 Average Wind Direction: 75-meter (°)
7/20/13	0:00	46	47	43	1639	11.6	0.2	3.0	223
7/20/13	0:40	45	46	44	1976	13.2	0	0	241
7/20/13	0:50	44	45	43	1804	12.7	0.4	4.1	243
7/20/13	1:00	44	46	43	1916	14.0	0	3.2	236
7/20/13	1:10	44	46	43	1994	16.3	0.7	3.9	238
7/20/13	1:20	45	47	44	2000	17.6	0.7	4.1	240
7/20/13	4:40	44	45	43	1889	12.1	0.6	2.8	239
7/20/13	4:50	44	45	43	1919	12.1	0.6	3.9	236
7/20/13	5:00	45	47	43	1897	12.1	0.2	2.2	239
8/2/13	23:10	45	45	44	1375	10.0	0.0	0.0	235
8/2/13	23:20	44	45	44	1424	10.0	0.0	0.0	240
8/2/13	23:40	44	44	44	1542	10.3	0.0	0.0	241
8/3/13	1:10	44	44	44	1287	9.8	0.2	3.3	244

Table 7-12 Location 2: Summer Nighttime Ambient Periods

Date	Start Time	Leq (dBA)	L10 (dBA)	L90 (dBA)	E2 Average Electrical Output Power (kW)	E2 Average Hub Height Wind Speed (m/s)	Loc. 6 Average Wind Speed: Epsilon - Ground (m/s)	Loc. 6 Maximum Wind Speed Gust: Epsilon - Ground (m/s)	6050 Average Wind Direction: 75-meter (°)
7/20/13	2:10	42	43	42	0	14.8	1.9	6.1	260
7/20/13	2:20	42	43	42	0	15.0	1.5	5.2	260
7/20/13	2:30	42	43	42	0	13.2	1.5	4.4	256
7/20/13	2:40	42	42	42	0	11.0	1.5	5.9	257
7/20/13	2:50	42	42	42	0	12.1	1.5	5.2	257
8/3/13	2:00*	43	44	43	0	7.8	0.4	3.0	239

*Single ambient record displayed as representative period for the night of August 2.

7.2.5 Location 3 – Plain Jane’s Diner

The sound levels due to the wind turbines at this location are in compliance during the summer season.

At this location, sound levels were measured continuously from July 18, 2013 to August 12, 2013. During this time period sound level data were collected over 3604 10-minute periods. Wind turbine E2 is the closest wind turbine to the measurement location at 8050 feet. This is the northern most wind turbine on a string of wind turbines south of the measurement location. During the total 3604 sound data collection periods, there were 500 10-minute periods with the wind turbine operating and the hub height wind speed at or above 9.7 m/s resulting in the maximum sound power level. Of these 500 periods, nine (9) 10-minute periods met the downwind and dry conditions with all of these periods during times with ground level wind speeds 5 m/s or less; however, none of these nine periods met the steady sound criteria.

To further analyze the closest wind turbine, crosswind conditions ($\pm 90^\circ$) were considered for evaluation. The expansion of wind directions to be included resulted in a total of 10 additional periods meeting the modified criteria.

7.2.5.1 Daytime Periods

No periods analyzed under crosswind conditions for wind turbine E2 occurred during daytime hours. The elimination of wind direction criteria also resulted in no additional

daytime periods. Vehicular traffic along Route 25 is a significant noise source at this location as was seen in the 2009 pre-construction sound level monitoring program.⁸ For this analysis it was assumed that if the sound levels during the operation of the wind turbines at night were below the nighttime limit, the daytime limit would be met. Compliance with the daytime limit of 55 dBA is expected at this location based on the nighttime analysis (see below).

Detailed Epsilon sound and meteorological data along with electrical output and meteorological data provided by Iberdrola for the entire summer measurement period are presented in Appendix A.

7.2.5.2 Nighttime Periods

All 10 of the measurement periods that met the criteria under crosswind conditions occurred at nighttime. These periods were all on July 20. The L_{eq} sound level for these periods ranged from 40 to 48 dBA. A summary of the data for these periods is presented in Table 7-13.

During the field measurement program, Epsilon personnel noted a mechanical noise source located behind Plane Jane's Diner and outdoor loudspeakers projecting toward the parking lot of the diner. As identified in audio recordings during the operational periods above 45 dBA, mechanical noise, music from the diner, and no less than one vehicle pass by were present. These sound sources are the dominant contributors to the sound levels measured.

The wind turbines were not audible when listening to the audio recordings for these periods. Ambient sound levels were measured during the night as well and ranged from 41 to 52 dBA. A summary of the data for these ambient periods is presented in Table 7-14.

The minimum total L_{eq} sound level during these evaluation periods is 40 dBA. This was during a period without a vehicle pass by as the L_{max} was 45 dBA. The wind turbines were not audible in the audio recording for this time period. Based on the data set collected during this overnight period the wind turbine contribution to the sound levels at this location would be less than 40 dBA which is well below the nighttime limit of 45 dBA; therefore, the nighttime sound levels due to the wind turbines at this location are in compliance during the summer season.

Detailed Epsilon sound and meteorological data along with electrical output and meteorological data provided by Iberdrola for the entire summer measurement period are presented in Appendix A.

⁸ Sound Level Assessment Report – Groton Wind Farm – Groton, NH, prepared for Groton Wind, LLC, prepared by Epsilon Associates, Inc., January 14, 2010.

Table 7-13 Location 3: Summer Nighttime Period Evaluation Summary – Crosswind Conditions

Date	Start Time	Leq (dBA)	L10 (dBA)	L90 (dBA)	E2 Average Electrical Output Power (kW)	E2 Average Hub Height Wind Speed (m/s)	Loc. 6 Average Wind Speed: Epsilon - Ground (m/s)	Loc. 6 Maximum Wind Speed Gust: Epsilon - Ground (m/s)	6050 Average Wind Direction: 75-meter (°)
7/20/13	1:40	45	45	42	1985	14.9	0.9	3.9	247
7/20/13	1:50	43	44	42	1984	13.3	1.5	6.3	256
7/20/13	3:00	41	41	40	1585	12.1	1.1	5.0	254
7/20/13	3:10	47	42	40	1818	11.5	0.7	4.1	259
7/20/13	3:30	46	41	40	1470	10.3	0.7	3.5	255
7/20/13	3:40	46	43	40	1883	12.0	0.4	3.7	260
7/20/13	3:50	41	41	40	1722	11.1	0.6	4.4	256
7/20/13	4:10	40	41	39	1971	13.0	0.7	3.2	248
7/20/13	4:40	47	43	40	1889	12.1	0.6	2.8	239
7/20/13	4:50	48	44	41	1919	12.1	0.6	3.9	236

Table 7-14 Location 3: Summer Nighttime Ambient Periods

Date	Start Time	Leq (dBA)	L10 (dBA)	L90 (dBA)	E2 Average Electrical Output Power (kW)	E2 Average Hub Height Wind Speed (m/s)	Loc. 6 Average Wind Speed: Epsilon - Ground (m/s)	Loc. 6 Maximum Wind Speed Gust: Epsilon - Ground (m/s)	6050 Average Wind Direction: 75-meter (°)
7/20/13	2:10	52	45	41	0	14.8	1.9	6.1	260
7/20/13	2:20	46	43	41	0	15.0	1.5	5.2	260
7/20/13	2:30	46	42	40	0	13.2	1.5	4.4	256
7/20/13	2:40	45	42	40	0	11.0	1.5	5.9	257
7/20/13	2:50	41	42	40	0	12.1	1.5	5.2	257

7.2.6 Location 4 – Tenney Mountain Ski Area

The sound levels due to the wind turbines at this location are in compliance during the summer season.

At this location, sound levels were measured continuously from July 19, 2013 to August 1, 2013.⁹ During this time period sound level data were collected over 1866 10-minute periods. A string of wind turbines are located west of the noise sensitive receptor with wind turbine E5 the closest to the measurement location at 7070 feet. During the total 1866 periods of sound data collection, there were 78 10-minute periods with the wind turbine operating and the hub height wind speed at or above 9.7 m/s resulting in the maximum sound power level. Of these 78 periods, 68 10-minute periods were during downwind and dry conditions with all of these periods during times with ground level wind speeds 5 m/s or less. Eleven (11) of these periods were during a 10 minute period of steady sound, therefore meeting all five criteria identified above.

7.2.6.1 Daytime Periods

Of the 11 measurement periods that met the five criteria specified above, five (5) occurred during daytime hours. Four of these periods occurred in the evening of July 24 and one on the evening of July 26. The measured L_{eq} sound levels during these periods ranged from 38 to 41 dBA. A summary of the data for these periods is presented in Table 7-15. The sound levels for these periods are well below the daytime limit of 55 dBA. The daytime ambient L_{eq} sound levels on July 24 ranged from 42 to 50 dBA while the daytime ambient L_{eq} sound levels on July 26 ranged from 35 to 38 dBA. The daytime “wind turbines only” sound level at this location is less than 41 dBA; therefore, the daytime sound levels due to the wind turbines at this location are in compliance during the summer season. Detailed Epsilon sound and meteorological data along with electrical output and meteorological data provided by Iberdrola for the entire summer measurement period are presented in Appendix A.

⁹ As discussed in Section 6.2, no data was recovered following August 1 due to a power supply issue.

Table 7-15 Location 4: Summer Daytime Period Evaluation Summary – All Criteria Met

Date	Start Time	Leq (dBA)	L10 (dBA)	L90 (dBA)	E5 Average Electrical Output Power (kW)	E5 Average Hub Height Wind Speed (m/s)	Loc. 6 Average Wind Speed: Epsilon - Ground (m/s)	Loc. 6 Maximum Wind Speed Gust: Epsilon - Ground (m/s)	6050 Average Wind Direction: 75-meter (°)
7/24/13	18:30	41	42	38	1385	10.5	0.7	4.1	325
7/24/13	19:30	38	39	36	1561	10.7	0.9	5.6	327
7/24/13	20:00	40	42	38	1279	10.0	0.9	5.2	326
7/24/13	21:20	39	40	38	1783	11.5	0.9	5.4	327
7/26/13	20:40	41	42	39	1331	10.0	0.0	0.0	319

7.2.6.2 Nighttime Periods

Of the 11 measurement periods that met the five criteria specified above, six (6) occurred during nighttime hours. One of these periods occurred on July 26 and the others on July 27. The measured L_{eq} sound levels during these periods ranged from 37 to 43 dBA. A summary of the data for these periods is presented in Table 7-16. The sound levels for these periods are below the nighttime limit of 45 dBA. The nighttime ambient L_{eq} sound levels on July 27 ranged from 39 to 41 dBA. The nighttime “wind turbines only” sound level at this location is less than 43 dBA; therefore, the nighttime sound levels due to the wind turbines at this location are in compliance during the summer season. Detailed Epsilon sound and meteorological data along with electrical output and meteorological data provided by Iberdrola for the entire summer measurement period are presented in Appendix A.

Table 7-16 Location 4: Summer Nighttime Period Evaluation Summary – All Criteria Met

Date	Start Time	Leq (dBA)	L10 (dBA)	L90 (dBA)	E5 Average Electrical Output Power (kW)	E5 Average Hub Height Wind Speed (m/s)	Loc. 6 Average Wind Speed: Epsilon - Ground (m/s)	Loc. 6 Maximum Wind Speed Gust: Epsilon - Ground (m/s)	6050 Average Wind Direction: 75-meter (°)
7/26/13	23:40	41	42	38	1375	9.9	0.2	3.2	306
7/27/13	1:40	39	40	37	1372	9.9	0.0	2.2	315
7/27/13	1:50	37	38	36	1466	10.8	0.2	2.6	317
7/27/13	3:00	43	45	41	1368	11.2	0.0	1.1	320
7/27/13	3:10	41	43	39	1560	10.5	0.4	3.3	315
7/27/13	3:20	41	42	39	1583	11.5	0.6	3.7	314

7.2.7 Location 6 – Groton Town Hall¹⁰

The sound levels due to the wind turbines at this location are in compliance during the summer season.

At this location, sound levels were measured continuously from July 19, 2013 to August 12, 2013. During this time period sound level data were collected over 3441 10-minute periods. Sound levels were analyzed with respect to the closest wind turbine, W6, at 10,530 feet to the measurement location. During the 3441 sound data collection periods in this time frame, there were 201 10-minute periods with the wind turbine operating and the hub height wind speed at or above 9.7 m/s resulting in the maximum sound power level. Of these 201 periods, no 10-minute periods were during downwind and dry conditions.

To further analyze the closest wind turbine, crosswind conditions ($\pm 90^\circ$) were considered for evaluation. The expansion of wind directions to be included resulted in no additional periods meeting the modified criteria. All sound data periods were then analyzed independent of wind direction. A total of two (2) periods met all criteria with the exception of the downwind condition.

7.2.7.1 Daytime Periods

There were no periods analyzed that met the criteria independent of wind direction for wind turbine W6 during daytime hours. For this analysis it was assumed that if the sound levels during the operation of the wind turbines at night were below the nighttime limit, the

¹⁰ Location 5 from the preconstruction study (NH Audubon Society) declined to participate in the summer sound level measurement program.

daytime limit would be met. Compliance with the daytime limit of 55 dBA is expected at this location based on the nighttime analysis (see below).

Detailed Epsilon sound and meteorological data along with electrical output and meteorological data provided by Iberdrola for the entire summer measurement period are presented in Appendix A.

7.2.7.2 Nighttime Periods

Both of the two measurement periods that met the criteria independent of wind direction occurred during nighttime hours. These periods were on July 20. The L_{eq} sound level for these periods ranged from 43 to 44 dBA. A summary of the data for these periods is presented in Table 7-17.

Nighttime ambient measurements on July 20 ranged from 49 to 53 dBA. A summary of the data for these ambient periods is presented in Table 7-18.

Based on the data collected during this overnight period, the sound levels at this location were influenced by ambient noise sources; therefore the wind turbines only sound level at this location would be less than 43 dBA. Both measurement periods were below the nighttime sound limit of 45 dBA. Based on the measured sound levels during this program and considering the distance from this location to the closest wind turbine, similar periods under downwind conditions would show sound levels below the nighttime limit; therefore, the nighttime sound levels due to the wind turbines at this location are in compliance during the summer season.

Detailed Epsilon sound and meteorological data along with electrical output and meteorological data provided by Iberdrola for the entire summer measurement period are presented in Appendix A.

Table 7-17 Location 6: Summer Nighttime Period Evaluation – Independent of Wind Direction

Date	Start Time	Leq (dBA)	L10 (dBA)	L90 (dBA)	W6 Average Electrical Output Power (kW)	W6 Average Hub Height Wind Speed (m/s)	Loc. 6 Average Wind Speed: Epsilon - Ground (m/s)	Loc. 6 Maximum Wind Speed Gust: Epsilon - Ground (m/s)	6050 Average Wind Direction: 75-meter (°)
7/20/13	3:40	43	45	41	1990	14	0.4	3.7	260
7/20/13	4:00	44	46	42	1089	15	0.4	3.0	254

Table 7-18 Location 6: Summer Nighttime Ambient Periods

Date	Start Time	Leq (dBA)	L10 (dBA)	L90 (dBA)	W6 Average Electrical Output Power (kW)	W6 Average Hub Height Wind Speed (m/s)	Loc. 6 Average Wind Speed: Epsilon - Ground (m/s)	Loc. 6 Maximum Wind Speed Gust: Epsilon - Ground (m/s)	6050 Average Wind Direction: 75-meter (°)
7/20/13	2:00	36	41	23	0	4.6	0.0	0.0	322
7/20/13	2:10	44	49	19	0	5.6	0.0	0.0	313
7/20/13	2:20	36	40	25	0	5.3	0.0	0.0	311
7/20/13	2:30	29	30	22	0	5.8	0.0	0.0	319
7/20/13	2:40	31	33	27	0	5.9	0.0	0.0	320
7/20/13	2:50	33	36	28	0	5.4	0.0	0.0	319

7.3 Evaluation of Sound Levels at Individual Locations – Winter Program

In order to determine the appropriate time periods to compare the measured sound data at unattended locations to the NH SEC’s sound pressure level limits, Epsilon evaluated the winter sound level data meeting the criteria listed in Section 7.1. In situations where the daytime or nighttime measurement periods at a particular location did not have 10-minute periods meeting all of the criteria, the data were analyzed under an approach consistent with the methodology described in Section 7.2

7.3.1 Location A – Sanborn Residence

The sound levels due to the wind turbines at this location are in compliance during the winter season.

At this location, sound levels were measured continuously from January 23, 2014 to February 20, 2014. During this time period sound level data were collected over 4022 10-minute periods. A string of wind turbines are located south of the home with wind turbine N2 the closest to the measurement location at 2570 feet. During the 4022 sound data collection periods, there were 693 10-minute periods with the wind turbine operating and the hub height wind speed at or above 9.7 m/s resulting in the maximum sound power level. Of these 693 periods, seven (7) 10-minute periods were during downwind and dry conditions with all of these periods during times with ground level wind speeds 5 m/s or less. Four (4) of these periods were during a 10 minute period of steady sound, therefore meeting all five criteria identified above.

7.3.1.1 Daytime Periods

Of the four measurement periods that met the five criteria specified above, three (3) occurred during daytime hours. These were in the morning on February 18. The measured L_{eq} sound levels during these periods ranged from 38 to 42 dBA. A summary of the data for these periods is presented in Table 7-19. The maximum measured L_{eq} sound level of these periods, 42 dBA, is well below the daytime limit of 55 dBA. The nighttime ambient L_{eq} sound levels on February 18 ranged from 19 to 25 dBA. A shutdown did not occur during the day on February 18. The daytime “wind turbines only” sound level at this location is less than or equal to 41 dBA; therefore, the daytime sound levels due to the wind turbines at this location are in compliance during the winter season. Detailed Epsilon sound and meteorological data along with electrical output and meteorological data provided by Iberdrola for the entire winter measurement period are presented in Appendix B.

Table 7-19 Location A: Winter Daytime Period Evaluation – All Criteria Met

Date	Start Time	Leq (dBA)	L10 (dBA)	L90 (dBA)	N2 Average Electrical Output Power (kW)	N2 Average Hub Height Wind Speed (m/s)	Loc. 6 Average Wind Speed: Epsilon - Ground (m/s)	Loc. 6 Maximum Wind Speed Gust: Epsilon - Ground (m/s)	6050 Average Wind Direction: 75-meter (°)
2/18/14	7:10	38	39	35	1580	10.1	0.7	1.7	124
2/18/14	9:50	42	43	40	1773	10.7	0.2	0.9	128
2/18/14	10:00	41	43	39	1451	9.8	0.6	1.7	129

7.3.1.2 Nighttime Periods

Of the four measurement periods that met the five criteria specified above, one (1) occurred during nighttime hours. This period was in the morning on February 18. The measured L_{eq} sound level during this period was 38 dBA. A summary of the data for this period is presented in Table 7-20. The measured sound level of 38 dBA for this period is well below the nighttime limit of 45 dBA. The nighttime ambient L_{eq} sound levels on February 18 ranged from 19 to 25 dBA. The nighttime “wind turbines only” sound level at this location is less than or equal to 38 dBA; therefore, the nighttime sound levels due to the wind turbines at this location are in compliance during the winter season.

Detailed Epsilon sound and meteorological data along with electrical output and meteorological data provided by Iberdrola for the entire winter measurement period are presented in Appendix B.

Table 7-20 Location A: Winter Nighttime Period Evaluation – All Criteria Met

Date	Start Time	Leq (dBA)	L10 (dBA)	L90 (dBA)	N2 Average Electrical Output Power (kW)	N2 Average Hub Height Wind Speed (m/s)	Loc. 6 Average Wind Speed: Epsilon - Ground (m/s)	Loc. 6 Maximum Wind Speed Gust: Epsilon - Ground (m/s)	6050 Average Wind Direction: 75-meter (°)
2/18/14	6:20	38	40	36	1498	9.7	0.9	1.7	133

7.3.2 Location B – Baker River Campground

The sound levels due to the wind turbines at this location are in compliance during the winter season.

At this location, sound levels were measured continuously from January 23, 2014 to February 20, 2014. During this time period sound level data were collected over 4005 10-minute periods. All three strings of wind turbines are located southwest of the campground with wind turbine E2 the closest to the measurement location at 8270 feet. During the total 4005 sound data collection periods, there were 1083 10-minute periods with the wind turbine operating and the hub height wind speed at 9.7 m/s resulting in the maximum sound power level. Of these 1083 periods, four (4) 10-minute periods were during downwind and dry conditions with all of these periods during times with ground level wind speeds 5 m/s or less. None of these periods were during a steady sound period; therefore, no periods met all five criteria identified above.

To further analyze the closest wind turbine, crosswind conditions ($\pm 90^\circ$) were considered for evaluation. The expansion of wind directions to be included resulted in a total of seven (7) additional periods meeting the modified criteria.

7.3.2.1 Daytime Periods

No periods analyzed under crosswind conditions for wind turbine E2 occurred during daytime hours. All sound data periods were then analyzed independent of wind direction. A total of 37 10-minute daytime periods met all criteria independent of wind direction consideration. The measurement periods were on February 16, the evening on February 17, and the morning on February 20. The measured L_{eq} sound levels during these periods ranged from 30 to 40 dBA. A summary of the data for a sample of these periods is presented in Table 7-21.

Evaluation periods that occurred on February 16 had sound levels that ranged from 31 to 39 dBA. Those that occurred on February 17 had sound levels that ranged from 30 to 32 dBA. The two evaluation periods captured on February 20 had sound levels of 39 and 40 dBA.

The daytime ambient sound levels measured on February 16 ranged from 33 to 38 dBA with comparable wind conditions to the evaluated operational periods. Prior to sunrise, ambient sound levels on February 20 ranged from 34 to 41 dBA with comparable wind conditions to the operational periods later that morning. A summary of the data for these ambient periods is presented in Table 7-22.

Based on the data reviewed for these periods, ambient sound levels are within the range of total sound levels during periods when the wind turbines were operating; therefore, wind turbine only sound levels are less than 40 dBA. The daytime sound levels due to wind turbine operations at this location are in compliance during the winter season.

Detailed Epsilon sound and meteorological data along with electrical output and meteorological data provided by Iberdrola for the entire winter measurement period are presented in Appendix B.

Table 7-21 Location B: Winter Daytime Period Evaluation – Independent of Wind Direction

Date	Start Time	Leq (dBA)	L10 (dBA)	L90 (dBA)	E2 Average Electrical Output Power (kW)	E2 Average Hub Height Wind Speed (m/s)	Loc. 6 Average Wind Speed: Epsilon - Ground (m/s)	Loc. 6 Maximum Wind Speed Gust: Epsilon - Ground (m/s)	6050 Average Wind Direction: 75-meter (°)
2/16/14	7:20	36	37	34	1932	12.4	1.3	3.2	309
2/16/14	8:00	37	39	35	1758	11.1	1.5	5.4	312
2/16/14	9:10	38	39	35	1313	9.7	1.9	4.6	313
2/16/14	10:50	39	41	37	1520	10.6	1.5	4.4	294
2/16/14	12:00	37	38	35	1901	12.6	2.4	7.4	290
2/16/14	13:00	38	39	36	1993	14.9	3.0	7.0	300
2/16/14	15:10	37	38	34	1597	10.6	2.4	6.9	299
2/16/14	16:30	34	35	32	1595	10.6	1.9	5.2	303
2/16/14	17:10	32	33	30	1518	10.7	0.9	2.8	295
2/16/14	18:20	32	33	30	1927	12.0	1.5	4.4	302
2/16/14	19:00	33	35	32	1912	11.7	1.9	4.4	303
2/16/14	21:10	32	33	30	1937	12.9	1.1	3.3	323
2/17/14	18:20	30	31	28	1793	11.0	1.1	3.2	318
2/20/14	8:10	40	41	38	1998	16.1	1.1	1.7	305
2/20/14	8:20	39	40	37	1998	16.5	1.7	4.8	306

Table 7-22 Location B: Winter Daytime Ambient Periods

Date	Start Time	Leq (dBA)	L10 (dBA)	L90 (dBA)	E2 Average Electrical Output Power (kW)	E2 Average Hub Height Wind Speed (m/s)	Loc. 6 Average Wind Speed: Epsilon - Ground (m/s)	Loc. 6 Maximum Wind Speed Gust: Epsilon - Ground (m/s)	6050 Average Wind Direction: 75-meter (°)
2/16/14	14:00	38	41	35	0	8.6	2.8	7.0	307
2/16/14	14:10	38	40	35	0	10.1	3.0	7.6	299
2/16/14	14:20	38	40	35	0	9.5	2.4	7.0	296
2/16/14	14:30	34	36	31	0	10.5	1.7	5.0	299
2/16/14	14:40	35	37	32	0	9.1	2.0	5.7	300
2/16/14	14:50	33	34	30	0	9.2	2.0	5.9	294
2/20/14	2:00	39	40	37	0	14.6	2.6	5.4	301
2/20/14	2:10	40	41	38	0	15.6	2.0	5.7	300
2/20/14	2:20	41	42	40	0	16.5	1.9	4.4	299
2/20/14	2:30	40	41	38	0	15.8	1.1	2.8	301
2/20/14	2:40	37	38	35	0	16.2	0.7	2.4	302
2/20/14	2:50	34	35	33	0	15.7	0.6	2.0	303

7.3.2.2 Nighttime Periods

All of the seven (7) periods that met all criteria with the exception of the downwind condition (expanded to include crosswind, i.e. 90 degrees) occurred during the nighttime. The measurement periods occurred on January 28, February 1, February 7, February 8, and February 18. The measured Leq sound levels during these seven periods ranged from 23 to 34 dBA. A summary of the data for these periods is presented in Table 7-23. Therefore, the nighttime sound levels due to the wind turbines at this location are in compliance during the winter season.

Detailed Epsilon sound and meteorological data along with electrical output and meteorological data provided by Iberdrola for the entire winter measurement period are presented in Appendix B.

Table 7-23 Location B: Winter Nighttime Period Evaluation – Crosswind Condition

Date	Start Time	Leq (dBA)	L10 (dBA)	L90 (dBA)	E2 Average Electrical Output Power (kW)	E2 Average Hub Height Wind Speed (m/s)	Loc. 6 Average Wind Speed: Epsilon - Ground (m/s)	Loc. 6 Maximum Wind Speed Gust: Epsilon - Ground (m/s)	6050 Average Wind Direction: 75-meter (°)
1/28/14	3:10	24	25	22	1721	10.4	0.4	1.9	280
2/1/14	1:10	23	25	21	1680	10.3	0.4	1.5	281
2/7/14	3:30	31	29	26	1821	10.7	0.7	2.0	278
2/8/14	3:40	26	27	24	1997	12.3	1.7	4.6	278
2/8/14	4:00	28	29	26	1985	13.3	1.7	4.3	281
2/18/14	6:30	33	35	32	1530	10.1	0.9	1.5	128
2/18/14	6:40	34	36	32	1701	10.4	0.9	1.9	126

7.3.3 Location 1 – Halls Brook Road

The sound levels due to the wind turbines at this location are in compliance during the winter season.

At this location, sound levels were measured continuously from January 23, 2014 to February 20, 2014. During this time period sound level data were collected over 4014 10-minute periods. N6, which is located to the east-northeast of this location, is the closest wind turbine to the measurement location at 3620 feet. During the total 4014 sound data collection periods, there were 349 10-minute periods with the wind turbine operating and the hub height wind speed at or above 9.7 m/s resulting in the maximum sound power level. Of these 349 periods, none met the criteria of downwind and dry conditions.

To further analyze the closest wind turbine, crosswind conditions ($\pm 90^\circ$) were considered for evaluation. The wind direction expansion resulted in no additional periods meeting the evaluation criteria. All sound data periods were then analyzed independent of wind direction. A total of three (3) sound level measurement 10-minute periods met all criteria with the exception of the downwind condition.

7.3.3.1 Daytime Periods

All three of the 10-minute measurement periods that met all criteria independent of wind direction consideration were during daytime hours. The measurement periods were in the evening on February 14 and the morning on February 20. The measured L_{eq} sound levels

during these periods were all 35 dBA. A summary of the data for these periods is presented in Table 7-24. The measured total sound level during these periods of 35 dBA is well below the daytime limit of 55 dBA.

The daytime ambient L_{eq} sound levels on February 14 ranged from 44 to 45 dBA and the daytime ambient L_{eq} sound levels on February 20 ranged from 30 to 35 dBA. The daytime “wind turbines only” sound level at this location is less than 35 dBA under these conditions. Therefore, the daytime sound levels due to the wind turbines at this location are in compliance during the winter season.

Detailed Epsilon sound and meteorological data along with electrical output and meteorological data provided by Iberdrola for the entire winter measurement period are presented in Appendix B.

Table 7-24 Location 1: Winter Daytime Period Evaluation – Independent of Wind Direction

Date	Start Time	Leq (dBA)	L10 (dBA)	L90 (dBA)	N6 Average Electrical Output Power (kW)	N6 Average Hub Height Wind Speed (m/s)	Loc. 6 Average Wind Speed: Epsilon - Ground (m/s)	Loc. 6 Maximum Wind Speed Gust: Epsilon - Ground (m/s)	6050 Average Wind Direction: 75-meter (°)
2/14/14	20:10	35	37	33	1817	11.4	2.2	6.7	298
2/14/14	20:20	35	36	32	1706	10.6	2.0	3.7	296
2/20/14	9:20	35	37	33	1536	10.1	1.7	5.7	302

7.3.3.2 Nighttime Periods

No periods analyzed under crosswind conditions for wind turbine N6 occurred during nighttime hours. The elimination of wind direction criteria also resulted in no additional nighttime periods. Therefore, sound levels measured during the winter were not compared to the nighttime limits. Based on the winter sound levels measured at night at other locations which are closer to a wind turbine, specifically Location A, nighttime compliance is expected at this location in the winter.

Detailed Epsilon sound and meteorological data along with electrical output and meteorological data provided by Iberdrola for the entire winter measurement period are presented in Appendix B.

7.3.4 Location 2 – Groton Hollow Road

The sound levels due to the wind turbines at this location are in compliance during the winter season.

At this location, sound levels were measured continuously from January 23, 2014 to February 20, 2014. During this time period sound level data were collected over 4030 10-minute periods. Sound levels were analyzed with respect to the closest wind turbine, E2, at 4620 feet to the measurement location. During the 4030 sound data collection periods, there were 1076 10-minute periods with the wind turbine operating and the hub height wind speed at or above 9.7 m/s resulting in the maximum sound power level. Of these 1076 periods, five (5) 10-minute periods were during downwind and dry conditions with all of these periods during times with ground level wind speeds 5 m/s or less. One (1) of these periods was during a 10 minute period of steady sound, therefore meeting all five criteria identified above.

7.3.4.1 Daytime Periods

The one measurement period that met the five criteria above did not occur during the daytime.

To further analyze the closest wind turbine, crosswind conditions ($\pm 90^\circ$) were considered for evaluation. The expansion of wind directions to be included resulted in no additional periods meeting the criteria. All sound data periods were then analyzed independent of wind direction. A total of 180 10-minute sound level measurement periods met all criteria with the exception of the downwind condition. The measurement periods occurred in six (6) days in January and 10 days in February. The measured L_{eq} sound levels during these periods ranged from 29 to 42 dBA. A summary of the data for a sample of these periods is presented in Table 7-25. The maximum measured L_{eq} sound level of these periods is well below the daytime limit of 55 dBA.

The daytime ambient L_{eq} sound levels on February 6 ranged from 35 to 45 dBA; therefore, the nighttime “wind turbines only” sound level at this location is less than 42 dBA under these conditions. Therefore, the daytime sound levels due to the wind turbines at this location are in compliance during the winter season.

Detailed Epsilon sound and meteorological data along with electrical output and meteorological data provided by Iberdrola for the entire winter measurement period are presented in Appendix B.

Table 7-25 Location 2: Winter Daytime Period Evaluation – Independent of Wind Direction

Date	Start Time	Leq (dBA)	L10 (dBA)	L90 (dBA)	E2 Average Electrical Output Power (kW)	E2 Average Hub Height Wind Speed (m/s)	Loc. 6 Average Wind Speed: Epsilon - Ground (m/s)	Loc. 6 Maximum Wind Speed Gust: Epsilon - Ground (m/s)	6050 Average Wind Direction: 75-meter (°)
1/23/14	18:00	34	35	32	1799	11.2	0.6	1.5	314
1/24/14	7:00	37	39	35	1980	13.8	0.6	1.9	313
1/26/14	7:20	35	36	32	1970	13.4	0.9	2.4	299
1/27/14	18:20	35	36	33	1947	13.3	2.4	6.1	289
1/28/14	7:10	37	38	35	1908	11.7	1.7	5.0	267
1/29/14	18:50	29	31	28	1832	10.8	1.3	3.7	259
1/31/14	10:50	42	43	40	1668	10.5	1.5	3.9	280
2/2/14	21:30	36	38	34	1267	9.8	0.6	1.9	313
2/6/14	7:10	42	43	40	1982	14.5	0.9	2.4	320
2/7/14	7:40	34	36	32	1572	11.4	0.9	2.2	268
2/8/14	7:00	31	33	29	1888	11.0	0.7	1.5	279
2/10/14	8:30	39	41	38	1688	11.2	1.3	3.9	321
2/11/14	9:00	39	40	36	1584	10.2	0.6	2.0	313
2/14/14	18:20	37	38	35	1073	9.9	3.0	5.7	285
2/16/14	7:20	36	37	34	1844	12.4	1.3	3.2	309
2/17/14	18:20	30	31	28	1678	11.0	1.1	3.2	318
2/20/14	8:20	39	40	37	1998	16.5	1.7	4.8	306

7.3.4.2 Nighttime Periods

The single measurement period that met the five criteria specified above occurred during nighttime hours. This period was in the morning on February 18. The measured L_{eq} sound level during this period was 34 dBA. A summary of the data for this period is presented in Table 7-26. The measured L_{eq} sound level of 34 dBA for this period is well below the nighttime limit of 45 dBA. The nighttime ambient L_{eq} sound levels on February 18 ranged from 19 to 22 dBA. The nighttime “wind turbines only” sound level at this location is 34 dBA; therefore, the nighttime sound levels due to the wind turbines at this location are in compliance during the winter season. Detailed Epsilon sound and meteorological data along with electrical output and meteorological data provided by Iberdrola for the entire winter measurement period are presented in Appendix B.

Table 7-26 Location 2: Winter Nighttime Period Evaluation – All Criteria Met

Date	Start Time	Leq (dBA)	L10 (dBA)	L90 (dBA)	E2 Average Electrical Output Power (kW)	E2 Average Hub Height Wind Speed (m/s)	Loc. 6 Average Wind Speed: Epsilon - Ground (m/s)	Loc. 6 Maximum Wind Speed Gust: Epsilon - Ground	6050 Average Wind Direction: 75-meter (°)
2/18/14	6:40	34	36	32	1530	10.4	0.9	1.9	126

7.3.5 Location 3 – Plain Jane’s Diner

The sound levels due to the wind turbines at this location are in compliance during the winter season.

At this location, sound levels were measured continuously from January 23, 2014 to February 20, 2014.¹¹ During this time period sound level data were collected over 3373 10-minute periods. Wind turbine E2 is the closest wind turbine to the measurement location at 8050 feet. This is the northern most wind turbine on a string of wind turbines south of the measurement location. During the total 3373 sound data collection periods, there were 726 10-minute periods with the wind turbine operating and the hub height wind speed at or above 9.7 m/s resulting in the maximum sound power level. Of these 726 periods, no periods met the downwind and dry conditions.

To further analyze the closest wind turbine, crosswind conditions ($\pm 90^\circ$) were considered for evaluation. The expansion of the wind directions to be included resulted in two (2) additional periods meeting the modified evaluation criteria.

7.3.5.1 Daytime Periods

The two (2) measurement periods that met all criteria with the exception of the downwind condition (expanded to include crosswind, i.e. 90 degrees) occurred during the daytime. These periods were in the morning on February 18. The measured L_{eq} sound levels during this period ranged from 65 to 66 dBA.

Audio files during these periods confirmed an idling truck to be in close proximity to the sound level meter for the majority, if not the entirety, of each measurement period. An idling vehicle near a sound level meter will produce a steady sound which will mask the sound from the wind turbines. Therefore, the sound level due to the wind turbines for this period cannot be determined.

¹¹ As discussed in Section 6.3, no data was stored between 7:00 AM on February 13 and 6:30 PM on February 17 due to data-file transfer error.

In an attempt to capture additional daytime periods for evaluation, all measurement periods were analyzed independent of wind direction criteria. Eight (8) additional daytime periods met the criteria for evaluation. These measurement periods occurred on January 28, February 8, February 10, February 18, and February 20. The measured L_{eq} sound levels during these periods ranged from 66 to 73 dBA.

Audio files during these periods confirmed idling trucks to be in close proximity to the sound level meter for the majority, if not the entirety, of each measurement period. As was the case for the previous periods, the sound level due to the wind turbines for these periods could not be determined.

For this analysis it was assumed that if the sound levels during the operation of the wind turbines at night were below the nighttime limit, the daytime limit would be met. Compliance with the daytime limit of 55 dBA is expected at this location based on the nighttime analysis (see below).

Detailed Epsilon sound and meteorological data along with electrical output and meteorological data provided by Iberdrola for the entire winter measurement period are presented in Appendix B.

7.3.5.2 Nighttime Periods

No periods analyzed under crosswind conditions for wind turbine E2 occurred during nighttime hours. All sound data periods were then analyzed independent of wind direction. One (1) additional nighttime period met the criteria for evaluation. This measurement period occurred on February 1. The measured L_{eq} sound level during this period was 39 dBA. A summary of the data for this period is presented in Table 7-27.

Audio files during this period confirmed constant mechanical noise and music from a loudspeaker to be the significant noise sources. The wind turbines were not audible when listening to the audio recordings for this period. The nighttime ambient L_{eq} sound levels on February 5 ranged from 29 to 46 dBA. Based on the data set collected during the overnight period, the wind turbine contribution to the sound levels at this location would be less than 39 dBA which is well below the nighttime limit of 45 dBA; therefore, the nighttime sound levels due to the wind turbines at this location are in compliance during the winter season.

Table 7-27 Location 3: Winter Nighttime Period Evaluation Summary – Independent of Wind Condition

Date	Start Time	Leq (dBA)	L10 (dBA)	L90 (dBA)	E2 Average Electrical Output Power (kW)	E2 Average Hub Height Wind Speed (m/s)	Loc. 6 Average Wind Speed: Epsilon - Ground (m/s)	Loc. 6 Maximum Wind Speed Gust: Epsilon - Ground (m/s)	6050 Average Wind Direction: 75-meter (°)
2/1/14	1:10	39	40	38	1680	10.3	2.4	6.5	288

7.3.6 Location 6 – Groton Town Hall¹²

The sound levels due to the wind turbines at this location are in compliance during the winter season.

At this location, sound levels were measured continuously from January 23, 2014 to February 20, 2014. During this time period sound level data were collected over 4045 10-minute periods. The closest wind turbine to the measurement location is W6 at a distance of 10,530 feet. During the 4045 sound data collection periods in this time frame, there were 520 10-minute periods with the wind turbine operating and the hub height wind speed at or above 9.7 m/s resulting in the maximum sound power level. Of these 520 periods, no 10-minute periods were during downwind and dry conditions.

To further analyze the closest wind turbine, crosswind conditions ($\pm 90^\circ$) were considered for evaluation. The expansion of wind directions to be included resulted in no additional periods meeting the modified criteria. All sound data periods were then analyzed independent of wind direction. A total of 20 periods met all criteria with the exception of the downwind condition.

7.3.6.1 Daytime Periods

Of the total 20 10-minute sound level measurement periods that met all criteria with the exception of the downwind condition, seven (7) occurred during daytime hours. The measurement periods occurred on January 28, February 16, February 17, February 19, and February 20. The measured L_{eq} sound levels during these periods ranged from 23 to 48 dBA. A summary of the data for these periods is presented in Table 7-28. The maximum measured L_{eq} sound level of these periods is well below the daytime limit of 55 dBA.

¹² Locations 4 (Tenney Mountain Ski Area) and 5 (NH Audubon Society) declined to participate in the winter sound level measurement program.

The daytime ambient L_{eq} sound levels on February 20 ranged from 28 to 50 dBA; therefore, the daytime “wind turbines only” sound level at this location is less than 48 dBA under these conditions. Therefore, the daytime sound levels due to the wind turbines at this location are in compliance during the winter season.

Detailed Epsilon sound and meteorological data along with electrical output and meteorological data provided by Iberdrola for the entire winter measurement period are presented in Appendix B.

Table 7-28 Location 6: Winter Daytime Period Evaluation – Independent of Wind Direction

Date	Start Time	Leq (dBA)	L10 (dBA)	L90 (dBA)	W6 Average Electrical Output Power (kW)	W6 Average Hub Height Wind Speed (m/s)	Loc. 6 Average Wind Speed: Epsilon - Ground (m/s)	Loc. 6 Maximum Wind Speed Gust: Epsilon - Ground (m/s)	6050 Average Wind Direction: 75-meter (°)
1/28/14	10:00	48	49	48	1992	15.9	2.0	5.2	281
2/16/14	21:50	32	34	31	1920	11.3	0.7	2.4	321
2/17/14	18:40	23	24	22	1629	10.0	0.2	0.9	314
2/17/14	18:50	26	25	22	1972	11.3	0.2	1.1	316
2/19/14	11:00	35	37	33	1567	10.1	1.3	2.8	152
2/20/14	7:10	34	35	31	1950	12.1	0.7	2.0	299
2/20/14	8:00	36	38	34	1904	11.2	1.1	2.8	309

7.3.6.2 Nighttime Periods

Of the total 20 10-minute sound level measurement periods that met all criteria with the exception of the downwind condition, 13 occurred during nighttime hours. The measurement periods occurred on January 28, January 30, February 16, February 17, and February 20. The measured L_{eq} sound levels during these periods ranged from 22 to 37 dBA. A summary of the data for these periods is presented in Table 7-29. The maximum measured sound level of these periods is well below the nighttime limit of 45 dBA.

The nighttime ambient L_{eq} sound levels on February 20 ranged from 33 to 47 dBA; therefore, the nighttime “wind turbines only” sound level at this location is less than 37 dBA under these conditions. Therefore, the nighttime sound levels due to the wind turbines at this location are in compliance during the winter season.

Detailed Epsilon sound and meteorological data along with electrical output and meteorological data provided by Iberdrola for the entire winter measurement period are presented in Appendix B.

Table 7-29 Location 6: Winter Nighttime Period Evaluation – Crosswind Condition

Date	Start Time	Leq (dBA)	L10 (dBA)	L90 (dBA)	W6 Average Electrical Output Power (kW)	W6 Average Hub Height Wind Speed (m/s)	Loc. 6 Average Wind Speed: Epsilon - Ground (m/s)	Loc. 6 Maximum Wind Speed Gust: Epsilon - Ground (m/s)	6050 Average Wind Direction: 75-meter (°)
1/28/14	1:40	29	30	27	1194	9.9	0.9	3.2	279
1/28/14	2:50	29	30	27	1347	10.8	0.9	2.2	279
1/28/14	3:00	29	30	27	1216	10.4	0.9	2.2	281
1/28/14	3:10	28	29	26	1107	10.3	0.4	1.9	280
1/30/14	5:50	28	30	26	1394	10.9	0.4	1.7	305
2/16/14	22:00	32	33	30	1904	11.2	0.7	1.9	321
2/17/14	1:50	36	38	34	1988	13.1	1.5	3.5	316
2/20/14	3:30	26	27	25	1503	10.1	0.2	0.9	303
2/20/14	3:40	25	26	23	1443	9.8	0.2	0.9	304
2/20/14	4:10	24	26	23	1511	10.2	0.6	1.9	295
2/20/14	4:40	22	23	21	1731	10.6	0.2	0.9	289
2/20/14	6:40	37	39	35	1951	11.5	1.1	2.6	304
2/20/14	6:50	36	38	34	1998	12.7	1.3	3.7	302

8.0 CONCLUSIONS

As required by the NH SEC Order and Certificate of Site and Facility with Conditions (Docket No. 2010-01), a post-construction sound level compliance evaluation was conducted involving two sound level measurement programs. The measurement programs were conducted in the summer of 2013 and winter of 2014 following commencement of commercial operation of the wind farm in late 2012. The measurement data were then analyzed and compared to the appropriate limits identified in the NH SEC Order and Certificate.

The sound level impact assessment focused on periods which would result in the maximum sound power level from the wind turbines, i.e. hub height wind speeds of at least 9.7 m/s (~22 mph). In general, the program followed the most current version of ANSI S12.18 as required by the NH SEC Order. Although the measurement programs were of significant duration, dry downwind conditions with high hub height wind speeds and minimal ambient noise sources did not occur at all locations under both seasons; therefore, sound levels under a larger range of wind directions were evaluated.

During the summer of 2013 sound levels were measured at seven (7) locations in the towns of Groton, Rumney and Plymouth, and during the winter of 2014 sound levels were measured at six of these seven locations. These test sites included locations from the preconstruction sound monitoring, an additional location required in accordance with the SEC Order, and at the home where concerns have been raised regarding the sound from wind turbines at a meeting of the Board of Selectman of the Town of Rumney.

The results of both the summer and winter program showed that sound pressure levels due to the wind turbines under wind speed conditions identified as conditions resulting in maximum sound power levels, were below the NH SEC sound level limits for this project.

Appendix A

Summer – Sound, Meteorological, and Wind Turbine Data

Table A-1: Location A Summer Compliance Evaluation

Date	Time	Duration	Leq	Lmax	L(10)	L(90)	WT N2	WT N2	Onsite Met	Onsite Met	Loc. A	Loc. A	Loc. 6	Loc. 6	Loc. 6
	Start Time	(min)	(dBA)	(dBA)	(dBA)	(dBA)	Output (kW)	HH WS (m/s)	WD @ 75m (degrees)	Temp. (°C)	Avg. WS @ 2m (m/s)	Gust WS @ 2m (m/s)	Avg. WS @ 2m (m/s)	Gust WS @ 2m (m/s)	Precip. (mm)
Thursday, July 18, 2013	11:30	0:10	47	74	44	33	0	3.1	301	26					
Thursday, July 18, 2013	11:40	0:10	58	83	44	33	13	3.3	284	26					
Thursday, July 18, 2013	11:50	0:10	45	69	48	33	-9	3.0	295	26					
Thursday, July 18, 2013	12:00	0:10	44	63	46	34	2	3.1	298	27					
Thursday, July 18, 2013	12:10	0:10	45	79	43	33	20	3.4	304	27	0.2	2.0			
Thursday, July 18, 2013	12:20	0:10	40	59	38	33	22	3.5	298	27	0.0	1.7			
Thursday, July 18, 2013	12:30	0:10	42	66	36	33	116	4.9	287	27	0.0	0.4			
Thursday, July 18, 2013	12:40	0:10	35	42	36	33	133	4.9	305	27	0.2	1.5			
Thursday, July 18, 2013	12:50	0:10	45	76	40	34	83	4.4	287	27	0.0	0.6			
Thursday, July 18, 2013	13:00	0:10	35	52	36	33	2	3.1	306	27	0.0	0.6			
Thursday, July 18, 2013	13:10	0:10	34	47	35	33	-11	2.2	288	27	0.0	0.0			
Thursday, July 18, 2013	13:20	0:10	35	50	37	33	-5	2.8	273	28	0.0	0.0			
Thursday, July 18, 2013	13:30	0:10	34	49	35	32	-5	2.9	266	27	0.0	0.2			
Thursday, July 18, 2013	13:40	0:10	33	53	33	30	-13	2.2	274	28	0.0	0.4			
Thursday, July 18, 2013	13:50	0:10	32	52	32	30	-8	1.6	268	27	0.0	0.4			
Thursday, July 18, 2013	14:00	0:10	33	45	34	30	-5	1.4	275	28	0.0	0.2			
Thursday, July 18, 2013	14:10	0:10	36	59	35	31	-5	2.2	267	27	0.0	0.6			
Thursday, July 18, 2013	14:20	0:10	37	58	36	31	-10	2.7	265	28	0.0	0.0			
Thursday, July 18, 2013	14:30	0:10	40	60	43	32	85	4.3	274	29	0.0	0.4			
Thursday, July 18, 2013	14:40	0:10	38	58	41	33	180	5.4	267	29	0.2	1.7			
Thursday, July 18, 2013	14:50	0:10	46	64	45	33	182	5.4	271	29	0.0	1.5			
Thursday, July 18, 2013	15:00	0:10	36	58	37	32	141	4.8	273	29	0.0	0.9			
Thursday, July 18, 2013	15:10	0:10	38	58	40	33	6	3.6	264	29	0.0	0.4			
Thursday, July 18, 2013	15:20	0:10	43	55	46	36	38	4.4	255	28	0.6	4.1			
Thursday, July 18, 2013	15:30	0:10	41	57	46	33	189	5.2	269	27	0.0	1.1			
Thursday, July 18, 2013	15:40	0:10	50	65	49	40	-8	3.0	343	26	0.0	0.0			
Thursday, July 18, 2013	15:50	0:10	63	69	66	58	202	5.1	346	24	0.0	0.7			
Thursday, July 18, 2013	16:00	0:10	58	67	64	47	336	6.2	329	23	0.2	0.9			
Thursday, July 18, 2013	16:10	0:10	44	52	47	41	47	3.8	276	22	0.0	1.1			
Thursday, July 18, 2013	16:20	0:10	41	57	43	39	-14	2.1	239	22	0.0	0.2			
Thursday, July 18, 2013	16:30	0:10	43	55	46	37	-10	1.8	251	22	0.0	0.0			
Thursday, July 18, 2013	16:40	0:10	43	58	46	37	-6	2.1	244	22	0.0	0.0			
Thursday, July 18, 2013	16:50	0:10	40	57	42	36	-5	2.5	269	22	0.0	0.0			
Thursday, July 18, 2013	17:00	0:10	41	71	42	36	-6	1.2	285	22	0.0	0.0			
Thursday, July 18, 2013	17:10	0:10	40	60	42	36	110	4.5	285	22	0.0	0.0			
Thursday, July 18, 2013	17:20	0:10	38	58	40	33	143	4.7	289	22	0.0	0.0			
Thursday, July 18, 2013	17:30	0:10	37	58	38	33	11	2.9	340	22	0.0	0.0			
Thursday, July 18, 2013	17:40	0:10	37	57	38	33	-9	2.3	339	22	0.0	0.0			
Thursday, July 18, 2013	17:50	0:10	37	45	39	35	-5	3.7	223	22	0.0	0.0			
Thursday, July 18, 2013	18:00	0:10	42	57	46	37	-3	2.9	196	22	0.0	0.7			
Thursday, July 18, 2013	18:10	0:10	41	62	40	35	-8	2.5	215	21	0.0	0.0			
Thursday, July 18, 2013	18:20	0:10	51	71	55	43	37	3.8	254	21	0.0	0.0			
Thursday, July 18, 2013	18:30	0:10	54	61	55	52	33	3.7	260	21	0.0	0.4			
Thursday, July 18, 2013	18:40	0:10	56	61	58	53	40	4.1	270	21	0.0	0.0			
Thursday, July 18, 2013	18:50	0:10	53	66	55	49	126	5.1	290	21	0.0	0.0			
Thursday, July 18, 2013	19:00	0:10	56	64	59	54	268	5.9	292	21	0.0	0.0			
Thursday, July 18, 2013	19:10	0:10	54	60	57	51	86	4.1	275	21	0.0	0.0			
Thursday, July 18, 2013	19:20	0:10	50	56	51	48	183	5.2	274	21	0.0	0.0			
Thursday, July 18, 2013	19:30	0:10	45	51	47	42	21	3.7	268	21	0.0	0.0			
Thursday, July 18, 2013	19:40	0:10	41	49	43	40	-6	2.9	217	20	0.0	0.0			
Thursday, July 18, 2013	19:50	0:10	43	60	47	39	-8	1.7	187	20	0.0	0.0			
Thursday, July 18, 2013	20:00	0:10	41	54	43	39	-7	1.3	186	20	0.0	0.0			
Thursday, July 18, 2013	20:10	0:10	42	53	44	38	5	2.1	181	20	0.0	0.0			
Thursday, July 18, 2013	20:20	0:10	41	51	43	37	200	5.5	180	20	0.0	0.6			
Thursday, July 18, 2013	20:30	0:10	38	49	39	36	7	2.5	167	20	0.0	0.0			
Thursday, July 18, 2013	20:40	0:10	37	54	39	35	21	2.8	170	20	0.0	0.0			
Thursday, July 18, 2013	20:50	0:10	36	46	37	34	-10	1.9	176	20	0.0	0.0			
Thursday, July 18, 2013	21:00	0:10	36	49	37	33	-7	0.8	183	20	0.0	0.0			
Thursday, July 18, 2013	21:10	0:10	37	50	39	33	-6	1.6	197	20	0.0	0.0			
Thursday, July 18, 2013	21:20	0:10	35	48	36	33	-8	1.6	188	20	0.0	0.0			
Thursday, July 18, 2013	21:30	0:10	35	47	37	33	7	3.1	191	20	0.0	0.0			
Thursday, July 18, 2013	21:40	0:10	34	47	36	32	-9	1.4	196	20	0.0	0.0			
Thursday, July 18, 2013	21:50	0:10	34	54	35	32	-6	1.2	193	20	0.0	0.0			
Thursday, July 18, 2013	22:00	0:10	34	51	36	32	-5	1.1	189	20	0.0	0.0			
Thursday, July 18, 2013	22:10	0:10	34	47	35	32	-5	1.6	198	20	0.0	0.0			
Thursday, July 18, 2013	22:20	0:10	34	48	35	32	-6	1.0	200	20	0.0	0.0			
Thursday, July 18, 2013	22:30	0:10	34	49	36	31	-5	1.1	209	20	0.0	0.0			
Thursday, July 18, 2013	22:40	0:10	33	48	35	31	-1	0.9	212	20	0.0	0.0			
Thursday, July 18, 2013	22:50	0:10	33	46	35	31	-3	1.0	206	20	0.0	0.0			
Thursday, July 18, 2013	23:00	0:10	33	50	34	31	-4	0.7	211	20	0.0	0.0			
Thursday, July 18, 2013	23:10	0:10	33	49	34	30	-2	0.8	223	19	0.0	0.0			
Thursday, July 18, 2013	23:20	0:10	33	47	34	31	-1	0.5	228	19	0.0	0.0			
Thursday, July 18, 2013	23:30	0:10	33	49	34	31	-1	1.0	243	19	0.0	0.0			
Thursday, July 18, 2013	23:40	0:10	33	47	34	31	-3	0.8	254	19	0.0	0.0			
Thursday, July 18, 2013	23:50	0:10	33	51	35	31	-3	2.0	251	19	0.0	0.0			
Friday, July 19, 2013	0:00	0:10	33	47	35	31	-1	2.4	259	19	0.0	0.0			
Friday, July 19, 2013	0:10	0:10	34	56	36	31	-1	2.6	252	19	0.0	0.0			
Friday, July 19, 2013	0:20	0:10	34	55	36	31	-1	1.5	251	19	0.0	0.0			
Friday, July 19, 2013	0:30	0:10	33	47	35	31	-1	1.2	253	20	0.0	0.0			
Friday, July 19, 2013	0:40	0:10	32	54	34	30	-1	1.1	250	20	0.0	0.0			
Friday, July 19, 2013	0:50	0:10	32	46	34	30	-1	1.2	250	20	0.0	0.0			
Friday, July 19, 2013	1:00	0:10	32	45	34	30	-2	1.0	248	20	0.0	0.0			
Friday, July 19, 2013	1:10	0:10	32	45	34	30	-1	0.8	248	20	0.0	0.0			
Friday, July 19, 2013	1:20	0:10	32	44	33	30	0	1.2	245	20	0.0	0.0			
Friday, July 19, 2013	1:30	0:10	32	47	33	30	-1	1.6	248	20	0.0	0.0			
Friday, July 19, 2013	1:40	0:10	32	48	34	30	0	2.3	247	20	0.0	0.0			
Friday, July 19, 2013	1:50	0:10	32	48	34	30	0	1.9	242	20	0.0	0.0			
Friday, July 19, 2013	2:00	0:10	31	46	33	29	-1	1.5	249	21	0.0	0.0			
Friday, July 19, 2013	2:10	0:10	33	47	36	29	-1	1.6	250	21	0.0	0.0			
Friday, July 19, 2013	2:20	0:10	32	49	34	29	-1	1.6	229	21	0.0	0.0			

Table A-1: Location A Summer Compliance Evaluation

Date	Time	Duration	Leq	Lmax	L(10)	L(90)	WT N2	WT N2	Onsite Met	Onsite Met	Loc. A	Loc. A	Loc. 6	Loc. 6	Loc. 6
	Start Time	(min)	(dBA)	(dBA)	(dBA)	(dBA)	Output (kW)	HH WS (m/s)	WD @ 75m (degrees)	Temp. (°C)	Avg. WS @ 2m (m/s)	Gust WS @ 2m (m/s)	Avg. WS @ 2m (m/s)	Gust WS @ 2m (m/s)	Precip. (mm)
Friday, July 19, 2013	2:30	0:10	31	44	33	29	-1	1.4	238	21	0.0	0.0			
Friday, July 19, 2013	2:40	0:10	31	45	33	29	0	1.7	241	21	0.0	0.0			
Friday, July 19, 2013	2:50	0:10	31	47	33	29	-1	2.0	238	21	0.0	0.0			
Friday, July 19, 2013	3:00	0:10	31	52	33	29	0	2.3	235	21	0.0	0.0			
Friday, July 19, 2013	3:10	0:10	31	45	33	29	111	4.6	234	21	0.0	0.0			
Friday, July 19, 2013	3:20	0:10	34	54	36	31	137	4.7	232	21	0.0	0.0			
Friday, July 19, 2013	3:30	0:10	35	51	37	30	-6	3.0	229	21	0.0	0.0			
Friday, July 19, 2013	3:40	0:10	34	47	36	29	-11	2.5	228	21	0.0	0.0			
Friday, July 19, 2013	3:50	0:10	32	50	33	29	-10	1.9	231	21	0.0	0.0			
Friday, July 19, 2013	4:00	0:10	31	53	33	29	-7	1.4	238	21	0.0	0.0			
Friday, July 19, 2013	4:10	0:10	32	51	34	29	-5	1.5	240	21	0.0	0.0			
Friday, July 19, 2013	4:20	0:10	31	51	32	29	-6	1.2	244	21	0.0	0.0			
Friday, July 19, 2013	4:30	0:10	34	45	36	30	-5	1.5	235	21	0.0	0.0			
Friday, July 19, 2013	4:40	0:10	36	48	38	32	2	3.1	239	21	0.0	0.0			
Friday, July 19, 2013	4:50	0:10	38	51	39	33	12	3.4	235	21	0.0	0.0			
Friday, July 19, 2013	5:00	0:10	39	50	43	33	-11	2.4	231	21	0.0	0.0			
Friday, July 19, 2013	5:10	0:10	35	44	38	32	-10	2.5	232	21	0.0	0.0			
Friday, July 19, 2013	5:20	0:10	34	51	36	32	-10	2.1	234	21	0.0	0.0			
Friday, July 19, 2013	5:30	0:10	35	50	36	34	-5	1.8	237	21	0.0	0.0			
Friday, July 19, 2013	5:40	0:10	42	68	39	34	-13	2.8	236	21	0.0	0.0			
Friday, July 19, 2013	5:50	0:10	34	44	35	33	-7	2.4	236	21	0.0	0.0			
Friday, July 19, 2013	6:00	0:10	44	66	39	32	-9	2.5	241	21	0.0	0.0			
Friday, July 19, 2013	6:10	0:10	33	42	35	31	101	4.4	239	21	0.0	0.0			
Friday, July 19, 2013	6:20	0:10	34	44	35	31	279	6.0	237	21	0.0	0.0			
Friday, July 19, 2013	6:30	0:10	33	62	33	30	116	4.6	239	21	0.0	0.0			
Friday, July 19, 2013	6:40	0:10	32	49	34	31	289	6.0	241	21	0.0	0.0			
Friday, July 19, 2013	6:50	0:10	33	46	34	31	297	6.1	239	22	0.0	0.0			
Friday, July 19, 2013	7:00	0:10	33	45	34	30	262	5.8	239	22	0.0	0.0			
Friday, July 19, 2013	7:10	0:10	32	43	34	30	246	5.8	241	22	0.0	0.0			
Friday, July 19, 2013	7:20	0:10	33	56	35	31	390	6.7	241	22	0.0	0.0			
Friday, July 19, 2013	7:30	0:10	32	51	33	30	360	6.4	238	22	0.0	0.0			
Friday, July 19, 2013	7:40	0:10	49	76	36	30	443	7.0	237	22	0.0	0.0			
Friday, July 19, 2013	7:50	0:10	39	72	35	31	586	7.5	240	23	0.0	0.0			
Friday, July 19, 2013	8:00	0:10	34	49	34	30	474	7.0	238	23	0.0	0.0			
Friday, July 19, 2013	8:10	0:10	36	55	39	30	287	6.0	236	23	0.0	0.0			
Friday, July 19, 2013	8:20	0:10	34	53	36	29	251	5.8	235	23	0.0	0.0			
Friday, July 19, 2013	8:30	0:10	38	57	40	30	251	5.9	234	23	0.0	0.0			
Friday, July 19, 2013	8:40	0:10	34	46	37	32	281	5.9	235	23	0.0	0.0			
Friday, July 19, 2013	8:50	0:10	36	48	39	31	210	5.3	234	23	0.0	0.0			
Friday, July 19, 2013	9:00	0:10	34	43	36	30	203	5.3	233	24	0.0	0.0			
Friday, July 19, 2013	9:10	0:10	33	44	35	30	182	5.4	228	23	0.0	0.0			
Friday, July 19, 2013	9:20	0:10	34	43	37	31	416	6.6	231	23	0.0	0.0			
Friday, July 19, 2013	9:30	0:10	34	44	36	31	361	6.4	238	23	0.0	0.0			
Friday, July 19, 2013	9:40	0:10	39	58	39	30	423	6.7	234	23	0.0	0.0			
Friday, July 19, 2013	9:50	0:10	35	52	37	31	601	7.5	238	23	0.0	0.0			
Friday, July 19, 2013	10:00	0:10	33	43	36	31	445	6.7	238	23	0.0	0.0			
Friday, July 19, 2013	10:10	0:10	34	41	35	31	466	7.1	239	23	0.0	0.0			
Friday, July 19, 2013	10:20	0:10	36	49	39	33	517	7.0	236	23	0.0	0.0			
Friday, July 19, 2013	10:30	0:10	37	54	38	32	374	6.4	223	24	0.0	0.0			
Friday, July 19, 2013	10:40	0:10	36	58	38	32	285	6.0	226	24	0.0	0.0			
Friday, July 19, 2013	10:50	0:10	36	45	38	32	315	6.1	222	25	0.0	0.0			
Friday, July 19, 2013	11:00	0:10	43	68	40	33	279	6.0	220	25	0.0	0.0			
Friday, July 19, 2013	11:10	0:10	35	52	37	33	336	6.1	214	26	0.0	0.0			
Friday, July 19, 2013	11:20	0:10	39	51	42	33	492	6.9	222	26	0.0	1.3			
Friday, July 19, 2013	11:30	0:10	47	70	50	35	336	6.4	222	26	0.2	1.3			
Friday, July 19, 2013	11:40	0:10	49	82	45	35	239	5.8	229	26	0.2	1.1			
Friday, July 19, 2013	11:50	0:10	41	54	44	36	704	8.1	232	25	0.2	1.3			
Friday, July 19, 2013	12:00	0:10	41	49	44	37	692	7.8	236	26	0.2	2.4			
Friday, July 19, 2013	12:10	0:10	37	47	39	34	550	7.2	239	27	0.0	0.6			
Friday, July 19, 2013	12:20	0:10	40	53	43	36	367	6.5	241	27	0.2	2.0			
Friday, July 19, 2013	12:30	0:10	47	66	46	36	1117	9.4	236	27	0.2	1.1			
Friday, July 19, 2013	12:40	0:10	41	49	44	38	1646	11.1	239	27	0.2	1.1			
Friday, July 19, 2013	12:50	0:10	42	53	45	36	832	8.2	245	27	0.2	2.0			
Friday, July 19, 2013	13:00	0:10	42	53	45	38	1795	11.9	244	27	0.2	0.9			
Friday, July 19, 2013	13:10	0:10	42	53	45	39	1688	11.9	239	28	0.2	1.3			
Friday, July 19, 2013	13:20	0:10	47	58	50	41	1661	11.3	245	28	0.7	3.0			
Friday, July 19, 2013	13:30	0:10	48	58	53	40	1797	13.4	244	28	0.7	4.3	1.1	3.9	0.0
Friday, July 19, 2013	13:40	0:10	48	67	51	40	1848	12.5	246	28	0.6	3.7	1.5	5.4	0.0
Friday, July 19, 2013	13:50	0:10	47	67	50	41	1471	11.0	245	28	0.6	2.8	1.3	5.2	0.0
Friday, July 19, 2013	14:00	0:10	47	57	49	40	1099	9.6	243	28	0.4	2.4	1.3	5.0	0.0
Friday, July 19, 2013	14:10	0:10	45	58	47	38	1620	11.4	246	28	0.4	2.4	1.5	5.0	0.0
Friday, July 19, 2013	14:20	0:10	46	63	49	39	1746	12.5	238	28	0.6	2.8	1.3	4.8	0.0
Friday, July 19, 2013	14:30	0:10	49	61	52	42	1819	12.9	241	29	0.6	4.3	1.1	5.4	0.0
Friday, July 19, 2013	14:40	0:10	48	72	50	40	1644	11.7	244	29	0.7	4.1	1.1	4.6	0.0
Friday, July 19, 2013	14:50	0:10	47	58	51	38	1617	11.5	234	29	0.6	3.3	1.1	5.0	0.0
Friday, July 19, 2013	15:00	0:10	45	59	48	39	1857	13.5	242	29	0.6	4.1	1.9	6.9	0.0
Friday, July 19, 2013	15:10	0:10	48	60	53	41	1755	13.1	236	29	0.6	3.3	1.1	5.2	0.0
Friday, July 19, 2013	15:20	0:10	45	55	49	39	1885	14.7	243	29	0.6	3.0	1.7	6.1	0.0
Friday, July 19, 2013	15:30	0:10	50	74	53	41	1853	14.5	234	29	0.7	4.4	1.9	7.0	0.0
Friday, July 19, 2013	15:40	0:10	50	63	53	42	1792	13.7	232	29	0.6	3.0	1.5	5.4	0.0
Friday, July 19, 2013	15:50	0:10	48	59	52	41	1473	10.9	237	29	0.6	3.7	1.3	5.4	0.0
Friday, July 19, 2013	16:00	0:10	48	60	52	40	816	8.5	238	29	0.7	4.1	0.9	5.0	0.0
Friday, July 19, 2013	16:10	0:10	42	54	45	38	906	8.8	239	29	0.4	3.2	0.6	3.3	0.0
Friday, July 19, 2013	16:20	0:10	45	57	48	39	1084	9.5	241	29	0.4	2.4	1.1	6.5	0.0
Friday, July 19, 2013	16:30	0:10	45	58	49	40	1488	11.2	235	29	0.4	2.6	1.3	4.6	0.0
Friday, July 19, 2013	16:40	0:10	43	60	46	39	1389	10.1	234	29	0.4	2.6	1.7	5.2	0.0
Friday, July 19, 2013	16:50	0:10	48	73	50	39	853	8.7	232	29	0.6	5.0	0.6	3.3	0.0
Friday, July 19, 2013	17:00	0:10	38	45	41	36	1185	9.8	231	29	0.2	2.2	1.3	5.7	0.0
Friday, July 19, 2013	17:10	0:10	40	53	41	37	896	8.6	240	29	0.2	1.7	1.1	4.4	0.0
Friday, July 19, 2013	17:20	0:10	47	72	47	38	1162	9.2	240	29	0.2	1.9	0.9	5.6	0.0

Table A-1: Location A Summer Compliance Evaluation

Date	Time	Duration	Leq	Lmax	L(10)	L(90)	WT N2	WT N2	Onsite Met	Onsite Met	Loc. A	Loc. A	Loc. 6	Loc. 6	Loc. 6
	Start Time	(min)	(dBA)	(dBA)	(dBA)	(dBA)	Output (kW)	HH WS (m/s)	WD @ 75m (degrees)	Temp. (°C)	Avg. WS @ 2m (m/s)	Gust WS @ 2m (m/s)	Avg. WS @ 2m (m/s)	Gust WS @ 2m (m/s)	Precip. (mm)
Friday, July 19, 2013	17:30	0:10	53	75	49	36	772	7.9	246	29	0.2	2.6	1.3	4.1	0.0
Friday, July 19, 2013	17:40	0:10	48	73	41	34	537	7.1	242	28	0.0	0.2	0.6	2.8	0.0
Friday, July 19, 2013	17:50	0:10	45	71	45	36	353	6.4	240	28	0.2	2.2	0.6	3.5	0.0
Friday, July 19, 2013	18:00	0:10	49	73	48	37	958	8.9	241	28	0.4	2.0	0.4	3.0	0.0
Friday, July 19, 2013	18:10	0:10	41	58	44	37	1563	11.0	240	28	0.2	1.1	0.9	5.7	0.0
Friday, July 19, 2013	18:20	0:10	44	59	47	36	832	8.4	244	28	0.0	1.3	1.3	4.6	0.0
Friday, July 19, 2013	18:30	0:10	50	72	53	39	1493	10.7	245	27	0.4	2.8	0.9	4.1	0.0
Friday, July 19, 2013	18:40	0:10	41	53	44	36	1355	10.1	238	27	0.2	3.5	0.6	3.2	0.0
Friday, July 19, 2013	18:50	0:10	41	64	43	36	1398	10.6	241	27	0.0	0.7	0.9	5.6	0.0
Friday, July 19, 2013	19:00	0:10	40	56	43	36	1384	10.6	240	27	0.0	0.0	0.9	3.5	0.0
Friday, July 19, 2013	19:10	0:10	38	51	40	36	1760	12.1	244	27	0.0	0.9	0.7	5.2	0.0
Friday, July 19, 2013	19:20	0:10	42	61	44	36	1513	10.8	243	27	0.0	0.7	0.4	3.0	0.0
Friday, July 19, 2013	19:30	0:10	40	58	40	35	1232	10.0	243	27	0.0	0.9	0.2	3.9	0.0
Friday, July 19, 2013	19:40	0:10	38	48	40	35	1349	10.3	244	27	0.0	0.6	0.4	3.2	0.0
Friday, July 19, 2013	19:50	0:10	38	51	40	35	1829	12.3	245	26	0.0	0.6	0.4	2.8	0.0
Friday, July 19, 2013	20:00	0:10	38	44	40	35	1596	10.9	242	26	0.0	0.9	0.4	3.2	0.0
Friday, July 19, 2013	20:10	0:10	37	44	38	35	1765	11.6	241	26	0.0	0.6	0.2	2.4	0.0
Friday, July 19, 2013	20:20	0:10	36	41	37	35	1610	10.9	239	26	0.0	0.2	0.2	2.2	0.0
Friday, July 19, 2013	20:30	0:10	35	40	36	33	1560	10.6	241	26	0.0	0.0	0.4	3.2	0.0
Friday, July 19, 2013	20:40	0:10	36	46	37	34	1729	11.2	242	26	0.0	0.0	0.0	0.2	0.0
Friday, July 19, 2013	20:50	0:10	37	50	38	35	1814	11.4	243	26	0.0	0.0	0.2	2.4	0.0
Friday, July 19, 2013	21:00	0:10	38	58	39	35	1553	10.6	241	26	0.0	0.2	0.0	2.2	0.0
Friday, July 19, 2013	21:10	0:10	40	58	42	35	1389	10.1	243	26	0.0	0.0	0.0	0.7	0.0
Friday, July 19, 2013	21:20	0:10	61	79	66	38	1761	14.2	259	26	0.7	3.9	1.7	6.1	0.0
Friday, July 19, 2013	21:30	0:10	63	68	66	56	1289	9.5	295	23	0.2	1.7	0.6	4.1	0.3
Friday, July 19, 2013	21:40	0:10	56	65	61	46	193	5.4	283	21	0.0	0.4	0.2	2.0	0.0
Friday, July 19, 2013	21:50	0:10	54	71	57	46	764	8.3	277	21	0.0	0.4	0.2	1.9	0.5
Friday, July 19, 2013	22:00	0:10	51	67	54	45	1445	10.8	287	20	0.2	0.6	0.2	3.2	0.3
Friday, July 19, 2013	22:10	0:10	43	51	45	41	1076	9.0	282	20	0.0	0.0	0.0	0.0	0.0
Friday, July 19, 2013	22:20	0:10	41	55	43	38	690	7.9	279	20	0.0	0.4	0.0	0.2	0.0
Friday, July 19, 2013	22:30	0:10	38	49	40	37	461	7.0	282	20	0.0	0.0	0.0	0.0	0.0
Friday, July 19, 2013	22:40	0:10	38	49	40	36	412	6.8	279	20	0.0	0.2	0.0	0.0	0.0
Friday, July 19, 2013	22:50	0:10	37	51	39	35	106	4.9	272	20	0.0	0.0	0.0	0.0	0.0
Friday, July 19, 2013	23:00	0:10	36	57	37	34	68	4.2	271	21	0.0	0.0	0.0	0.0	0.0
Friday, July 19, 2013	23:10	0:10	36	50	37	34	72	3.9	275	21	0.0	0.0	0.0	0.0	0.0
Friday, July 19, 2013	23:20	0:10	36	48	37	33	307	6.0	278	21	0.0	0.0	0.0	0.0	0.0
Friday, July 19, 2013	23:30	0:10	35	49	37	33	557	7.5	274	21	0.0	0.0	0.0	0.0	0.0
Friday, July 19, 2013	23:40	0:10	37	49	40	33	370	5.9	263	22	0.0	0.0	0.0	0.0	0.0
Friday, July 19, 2013	23:50	0:10	43	62	43	35	662	7.8	235	22	0.0	0.0	0.0	0.9	0.0
Saturday, July 20, 2013	0:00	0:10	43	65	43	36	1599	11.0	223	21	0.0	0.6	0.2	3.0	0.0
Saturday, July 20, 2013	0:10	0:10	63	92	55	42	1139	11.6	229	20	0.0	0.4	0.0	1.1	0.3
Saturday, July 20, 2013	0:20	0:10	58	76	59	54	0	14.8	240	20	0.2	1.1	0.2	4.1	0.5
Saturday, July 20, 2013	0:30	0:10	51	71	53	46	0	12.8	243	19	0.0	0.9	0.0	0.9	0.0
Saturday, July 20, 2013	0:40	0:10	42	49	44	40	0	8.7	241	20	0.2	0.9	0.0	0.0	0.0
Saturday, July 20, 2013	0:50	0:10	40	52	41	39	0	10.6	243	21	0.0	0.7	0.4	4.1	0.0
Saturday, July 20, 2013	1:00	0:10	40	50	42	38	0	15.7	236	21	0.0	0.0	0.0	3.2	0.0
Saturday, July 20, 2013	1:10	0:10	42	52	44	38	0	17.5	238	21	0.0	0.7	0.7	3.9	0.0
Saturday, July 20, 2013	1:20	0:10	41	52	44	38	0	18.7	240	21	0.4	2.0	0.7	4.1	0.0
Saturday, July 20, 2013	1:30	0:10	37	50	38	35	0	13.7	245	21	0.0	1.1	0.7	3.3	0.0
Saturday, July 20, 2013	1:40	0:10	35	48	37	33	0	7.9	247	21	0.0	0.4	0.9	3.9	0.0
Saturday, July 20, 2013	1:50	0:10	35	45	37	33	0	8.6	256	21	0.0	0.0	1.5	6.3	0.0
Saturday, July 20, 2013	2:00	0:10	35	56	37	32	0	9.1	262	20	0.0	0.0	1.1	5.0	0.0
Saturday, July 20, 2013	2:10	0:10	34	48	35	32	0	12.3	260	20	0.0	0.0	1.9	6.1	0.0
Saturday, July 20, 2013	2:20	0:10	34	50	35	31	0	14.0	260	20	0.0	0.0	1.5	5.2	0.0
Saturday, July 20, 2013	2:30	0:10	34	49	35	31	0	13.4	256	20	0.0	0.0	1.5	4.4	0.0
Saturday, July 20, 2013	2:40	0:10	33	48	35	30	0	11.4	257	20	0.0	0.0	1.5	5.9	1.0
Saturday, July 20, 2013	2:50	0:10	34	51	35	32	0	13.0	257	20	0.0	0.0	1.5	5.2	0.0
Saturday, July 20, 2013	3:00	0:10	34	50	36	32	0	13.0	254	20	0.0	0.0	1.1	5.0	0.0
Saturday, July 20, 2013	3:10	0:10	35	47	37	33	0	10.8	259	20	0.0	0.0	0.7	4.1	0.0
Saturday, July 20, 2013	3:20	0:10	35	48	37	33	0	10.9	253	20	0.0	0.0	0.7	3.7	0.0
Saturday, July 20, 2013	3:30	0:10	35	53	36	33	0	13.1	255	20	0.0	0.0	0.7	3.5	0.0
Saturday, July 20, 2013	3:40	0:10	36	50	38	34	0	14.2	260	20	0.0	0.0	0.4	3.7	0.0
Saturday, July 20, 2013	3:50	0:10	35	45	36	33	0	13.4	256	21	0.0	0.0	0.6	4.4	0.0
Saturday, July 20, 2013	4:00	0:10	35	52	36	33	0	14.9	254	21	0.0	0.0	0.4	3.0	0.0
Saturday, July 20, 2013	4:10	0:10	35	48	36	33	0	14.9	248	21	0.0	0.0	0.7	3.2	0.0
Saturday, July 20, 2013	4:20	0:10	35	47	37	33	0	15.7	255	21	0.0	0.0	0.6	3.3	0.0
Saturday, July 20, 2013	4:30	0:10	38	50	40	35	0	15.0	249	21	0.0	0.0	0.4	3.3	0.0
Saturday, July 20, 2013	4:40	0:10	37	48	39	35	0	15.3	239	20	0.0	0.0	0.6	2.8	0.0
Saturday, July 20, 2013	4:50	0:10	38	47	40	35	0	14.2	236	20	0.0	0.0	0.6	3.9	0.0
Saturday, July 20, 2013	5:00	0:10	38	50	40	36	0	15.0	239	20	0.0	0.0	0.2	2.2	0.0
Saturday, July 20, 2013	5:10	0:10	38	51	41	35	0	11.1	250	20	0.0	0.0	0.2	3.2	0.0
Saturday, July 20, 2013	5:20	0:10	36	51	37	34	0	9.9	247	20	0.0	0.0	0.0	1.9	0.0
Saturday, July 20, 2013	5:30	0:10	39	60	42	34	0	9.7	244	20	0.0	0.0	0.0	2.4	0.0
Saturday, July 20, 2013	5:40	0:10	40	71	40	35	0	11.3	249	20	0.0	0.0	0.2	3.0	0.0
Saturday, July 20, 2013	5:50	0:10	38	53	40	35	0	13.0	259	20	0.0	0.0	0.7	4.4	0.0
Saturday, July 20, 2013	6:00	0:10	36	45	38	34	0	14.1	257	20	0.0	0.0	0.4	3.5	0.0
Saturday, July 20, 2013	6:10	0:10	38	51	41	34	0	14.0	256	20	0.0	0.0	0.6	3.5	0.0
Saturday, July 20, 2013	6:20	0:10	43	69	40	34	0	13.6	255	20	0.0	0.0	0.4	3.5	0.0
Saturday, July 20, 2013	6:30	0:10	35	48	37	34	0	12.5	260	20	0.0	0.0	0.4	3.5	0.0
Saturday, July 20, 2013	6:40	0:10	36	45	38	34	0	11.5	260	20	0.0	1.7	0.4	3.7	0.0
Saturday, July 20, 2013	6:50	0:10	36	51	39	33	0	10.1	265	20	0.0	0.0	0.7	4.4	0.0
Saturday, July 20, 2013	7:00	0:10	36	48	38	33	0	9.1	260	20	0.0	0.0	0.4	3.9	0.0
Saturday, July 20, 2013	7:10	0:10	37	54	38	34	0	11.1	252	21	0.0	0.0	0.4	3.2	0.0
Saturday, July 20, 2013	7:20	0:10	36	45	37	33	0	9.2	247	21	0.0	0.0	0.4	3.7	0.0
Saturday, July 20, 2013	7:30	0:10	46	74	40	33	0	8.2	255	20	0.0	0.0	0.4	3.7	0.0
Saturday, July 20, 2013	7:40	0:10	49	83	43	32	0	6.1	255	21	0.0	0.0	1.3	4.6	

Table A-1: Location A Summer Compliance Evaluation

Date	Time	Duration	Leq	Lmax	L(10)	L(90)	WT N2	WT N2	Onsite Met	Onsite Met	Loc. A	Loc. A	Loc. 6	Loc. 6	Loc. 6
	Start Time	(min)	(dBA)	(dBA)	(dBA)	(dBA)	Output (kW)	HH WS (m/s)	WD @ 75m (degrees)	Temp. (°C)	Avg. WS @ 2m (m/s)	Gust WS @ 2m (m/s)	Avg. WS @ 2m (m/s)	Gust WS @ 2m (m/s)	Precip. (mm)
Saturday, July 20, 2013	8:30	0:10	50	74	48	39	78	4.1	272	23	0.0	1.1	0.6	6.3	0.0
Saturday, July 20, 2013	8:40	0:10	48	72	48	39	54	3.9	274	23	0.0	0.0	0.6	4.4	0.0
Saturday, July 20, 2013	8:50	0:10	48	69	48	40	51	3.9	270	23	0.0	0.0	0.6	3.5	0.0
Saturday, July 20, 2013	9:00	0:10	44	67	46	36	100	4.3	270	23	0.0	0.0	0.6	3.9	0.0
Saturday, July 20, 2013	9:10	0:10	45	73	44	37	163	4.8	255	23	0.2	2.2	0.4	3.5	0.0
Saturday, July 20, 2013	9:20	0:10	40	56	42	37	193	5.3	242	22	0.0	0.2	0.4	2.8	0.0
Saturday, July 20, 2013	9:30	0:10	51	82	47	40	266	5.7	266	22	0.0	2.2	0.9	4.4	0.0
Saturday, July 20, 2013	9:40	0:10	43	66	45	38	279	6.0	272	22	0.2	1.5	0.7	4.3	0.0
Saturday, July 20, 2013	9:50	0:10	43	56	46	39	817	8.2	269	22	0.4	3.5	1.1	4.3	0.0
Saturday, July 20, 2013	10:00	0:10	48	68	49	41	848	8.4	267	23	0.6	2.4	1.1	4.8	0.0
Saturday, July 20, 2013	10:10	0:10	49	75	52	40	976	8.7	270	24	0.6	4.4	0.9	4.6	0.0
Saturday, July 20, 2013	10:20	0:10	43	65	44	39	456	6.8	270	23	0.2	2.2	1.5	4.3	0.0
Saturday, July 20, 2013	10:30	0:10	43	63	44	38	343	6.4	276	23	0.2	1.5	0.7	4.3	0.0
Saturday, July 20, 2013	10:40	0:10	41	53	43	39	524	7.3	279	23	0.4	1.3	1.1	5.2	0.0
Saturday, July 20, 2013	10:50	0:10	46	65	48	41	959	8.8	276	24	0.6	3.5	0.7	4.4	0.0
Saturday, July 20, 2013	11:00	0:10	48	56	52	42	727	7.8	270	24	0.7	4.3	1.1	4.1	0.0
Saturday, July 20, 2013	11:10	0:10	47	64	49	39	803	8.6	273	24	0.6	2.2	1.3	3.9	0.0
Saturday, July 20, 2013	11:20	0:10	40	49	42	37	1068	9.1	269	24	0.0	1.5	1.5	5.2	0.0
Saturday, July 20, 2013	11:30	0:10	41	52	43	38	1173	9.6	266	23	0.2	1.7	1.3	5.2	0.0
Saturday, July 20, 2013	11:40	0:10	42	59	45	37	543	7.3	265	24	0.0	1.3	1.1	3.5	0.0
Saturday, July 20, 2013	11:50	0:10	47	68	48	37	471	6.9	272	24	0.2	2.2	1.5	4.8	0.0
Saturday, July 20, 2013	12:00	0:10	43	61	45	34	665	7.9	253	25	0.2	2.6	1.1	4.6	0.0
Saturday, July 20, 2013	12:10	0:10	37	50	39	33	380	6.6	245	24	0.0	1.1	0.0	0.4	0.0
Saturday, July 20, 2013	12:20	0:10	44	56	48	36	645	7.7	244	24	0.4	3.3	2.2	5.4	0.0
Saturday, July 20, 2013	12:30	0:10	43	60	46	39	840	8.6	243	24	0.4	3.5	1.9	4.6	0.0
Saturday, July 20, 2013	12:40	0:10	46	70	48	39	1129	9.2	241	24	0.2	1.9	1.3	4.1	0.0
Saturday, July 20, 2013	12:50	0:10	42	63	44	37	1634	11.1	232	23	0.2	2.0	1.9	5.2	0.0
Saturday, July 20, 2013	13:00	0:10	42	60	45	38	808	8.0	239	23	0.2	2.6	1.5	5.0	0.0
Saturday, July 20, 2013	13:10	0:10	41	55	43	37	677	7.8	240	23	0.0	1.3	1.3	4.8	0.0
Saturday, July 20, 2013	13:20	0:10	39	48	41	37	906	8.8	240	23	0.0	0.4	1.1	4.4	0.0
Saturday, July 20, 2013	13:30	0:10	45	63	45	36	1085	9.3	239	23	0.0	0.7	1.5	4.8	0.0
Saturday, July 20, 2013	13:40	0:10	40	53	43	36	969	8.9	236	23	0.0	1.1	1.3	3.3	0.0
Saturday, July 20, 2013	13:50	0:10	40	51	42	37	1415	10.7	237	24	0.2	1.7	2.0	5.4	0.0
Saturday, July 20, 2013	14:00	0:10	49	61	51	42	1828	12.0	241	25	0.4	2.2	1.7	4.4	0.0
Saturday, July 20, 2013	14:10	0:10	42	53	44	36	1125	8.7	251	25	0.0	0.9	2.0	5.2	0.0
Saturday, July 20, 2013	14:20	0:10	44	56	48	36	646	7.7	249	26	0.4	2.4	1.3	3.5	0.0
Saturday, July 20, 2013	14:30	0:10	44	55	46	36	873	8.6	260	25	0.2	3.0	1.7	4.6	0.0
Saturday, July 20, 2013	14:40	0:10	43	55	47	38	724	8.1	266	24	0.4	2.4	1.1	3.5	0.0
Saturday, July 20, 2013	14:50	0:10	38	50	39	34	756	8.1	252	24	0.0	1.7	1.7	5.0	0.0
Saturday, July 20, 2013	15:00	0:10	37	47	38	34	1184	9.8	249	24	0.0	0.6	1.9	4.3	0.0
Saturday, July 20, 2013	15:10	0:10	36	46	39	34	807	8.3	250	24	0.0	0.4	1.1	3.3	0.0
Saturday, July 20, 2013	15:20	0:10	38	49	39	34	934	8.4	245	24	0.0	1.9	1.5	3.9	0.0
Saturday, July 20, 2013	15:30	0:10	37	58	38	34	332	6.3	246	24	0.0	1.3	1.3	3.3	0.0
Saturday, July 20, 2013	15:40	0:10	36	48	38	33	248	5.5	240	25	0.0	0.0	1.9	4.3	0.0
Saturday, July 20, 2013	15:50	0:10	36	52	37	33	475	7.2	244	25	0.0	0.0	1.9	4.4	0.0
Saturday, July 20, 2013	16:00	0:10	37	52	39	32	219	5.6	243	25	0.0	0.6	1.7	5.4	0.0
Saturday, July 20, 2013	16:10	0:10	66	72	70	51	1464	11.7	259	25	0.4	3.9	2.2	5.2	0.0
Saturday, July 20, 2013	16:20	0:10	65	72	69	58	1829	13.5	286	24	0.2	2.0	2.0	5.7	2.0
Saturday, July 20, 2013	16:30	0:10	51	58	54	46	1594	11.2	270	19	0.2	0.9	1.1	5.4	1.5
Saturday, July 20, 2013	16:40	0:10	44	54	46	41	1346	10.3	268	19	0.0	0.2	0.6	3.5	0.0
Saturday, July 20, 2013	16:50	0:10	42	58	44	39	1921	12.6	281	19	0.0	1.1	0.9	5.2	0.0
Saturday, July 20, 2013	17:00	0:10	41	62	42	38	1752	11.3	276	19	0.0	0.6	0.0	1.5	0.0
Saturday, July 20, 2013	17:10	0:10	41	61	43	38	1448	10.4	276	19	0.2	0.7	0.2	3.2	0.0
Saturday, July 20, 2013	17:20	0:10	41	56	44	37	1892	12.5	274	19	0.2	0.9	0.2	3.0	0.0
Saturday, July 20, 2013	17:30	0:10	43	58	45	39	1744	11.5	273	20	0.2	1.3	0.0	1.5	0.0
Saturday, July 20, 2013	17:40	0:10	45	56	47	41	1612	10.3	270	21	0.2	1.3	0.2	3.2	0.0
Saturday, July 20, 2013	17:50	0:10	43	53	45	41	1468	9.6	270	20	0.2	1.3	0.7	4.6	0.0
Saturday, July 20, 2013	18:00	0:10	45	61	48	41	1340	9.7	265	21	0.2	1.1	0.0	1.5	0.0
Saturday, July 20, 2013	18:10	0:10	44	59	46	40	1657	11.1	262	21	0.2	2.6	0.2	2.8	0.0
Saturday, July 20, 2013	18:20	0:10	41	46	43	38	1535	10.4	257	21	0.2	0.9	0.2	2.4	0.0
Saturday, July 20, 2013	18:30	0:10	46	74	45	39	1387	9.6	256	21	0.2	1.9	0.4	3.3	0.0
Saturday, July 20, 2013	18:40	0:10	45	72	46	40	1114	8.4	261	20	0.2	0.7	0.4	3.7	0.0
Saturday, July 20, 2013	18:50	0:10	41	57	43	38	1124	8.9	268	20	0.2	0.9	0.2	2.4	0.0
Saturday, July 20, 2013	19:00	0:10	56	66	61	39	1591	11.4	276	20	0.4	2.4	0.2	3.0	0.0
Saturday, July 20, 2013	19:10	0:10	40	57	43	36	1082	9.7	284	20	0.0	0.7	0.4	3.7	0.0
Saturday, July 20, 2013	19:20	0:10	37	60	39	35	1051	9.3	299	20	0.0	0.7	0.2	2.8	0.0
Saturday, July 20, 2013	19:30	0:10	36	46	38	34	1191	9.6	280	20	0.0	0.9	0.4	3.0	0.0
Saturday, July 20, 2013	19:40	0:10	37	59	38	33	608	7.5	288	20	0.0	0.0	0.4	4.6	0.0
Saturday, July 20, 2013	19:50	0:10	38	56	42	33	678	8.0	299	20	0.0	0.2	0.2	1.7	0.0
Saturday, July 20, 2013	20:00	0:10	37	57	38	35	944	8.8	293	19	0.0	0.0	0.0	1.7	0.0
Saturday, July 20, 2013	20:10	0:10	36	59	38	33	697	8.1	297	19	0.0	0.0	0.0	2.2	0.0
Saturday, July 20, 2013	20:20	0:10	37	46	39	33	677	7.6	297	19	0.0	0.0	0.0	0.0	0.0
Saturday, July 20, 2013	20:30	0:10	36	56	37	33	368	6.6	292	19	0.0	0.0	0.0	0.0	0.0
Saturday, July 20, 2013	20:40	0:10	38	64	40	33	556	7.5	291	19	0.0	0.0	0.0	0.0	0.0
Saturday, July 20, 2013	20:50	0:10	34	53	36	32	744	8.0	295	19	0.0	0.0	0.0	2.4	0.0
Saturday, July 20, 2013	21:00	0:10	34	46	35	32	591	7.5	304	19	0.0	0.0	0.0	0.0	0.0
Saturday, July 20, 2013	21:10	0:10	33	52	35	32	429	6.9	314	19	0.0	0.0	0.0	0.0	0.0
Saturday, July 20, 2013	21:20	0:10	35	45	38	29	344	6.3	303	19	0.0	0.0	0.0	0.0	0.0
Saturday, July 20, 2013	21:30	0:10	32	46	35	29	296	6.1	300	18	0.0	0.0	0.0	0.0	0.0
Saturday, July 20, 2013	21:40	0:10	32	51	34	29	272	5.8	303	19	0.0	0.0	0.0	0.0	0.0
Saturday, July 20, 2013	21:50	0:10	32	51	34	29	145	5.2	299	18	0.0	0.0	0.0	0.0	0.0
Saturday, July 20, 2013	22:00	0:10	30	45	32	28	34	3.9	307	18	0.0	0.0	0.0	0.0	0.0
Saturday, July 20, 2013	22:10	0:10	31	52	33	28	58	4.1	302	18	0.0	0.0	0.0	0.0	0.0
Saturday, July 20, 2013	22:20	0:10	34	51	35	28	69	4.3	300	18	0.0	0.0	0.0	0.0	0.0
Saturday, July 20, 2013	22:30	0:10	31	47	32	27	22	3.7	301	18	0.0	0.0	0.0	0.0	0.0
Saturday, July 20, 2013	22:40	0:10	45</												

Table A-1: Location A Summer Compliance Evaluation

Date	Time	Duration	Leq	Lmax	L(10)	L(90)	WT N2	WT N2	Onsite Met	Onsite Met	Loc. A	Loc. A	Loc. 6	Loc. 6	Loc. 6
	Start Time	(min)	(dBA)	(dBA)	(dBA)	(dBA)	Output (kW)	HH WS (m/s)	WD @ 75m (degrees)	Temp. (°C)	Avg. WS @ 2m (m/s)	Gust WS @ 2m (m/s)	Avg. WS @ 2m (m/s)	Gust WS @ 2m (m/s)	Precip. (mm)
Saturday, July 20, 2013	23:30	0:10	28	47	29	26	-5	2.3	285	17	0.0	0.0	0.0	0.0	0.0
Saturday, July 20, 2013	23:40	0:10	28	43	30	26	-11	2.4	285	17	0.0	0.0	0.0	0.0	0.0
Saturday, July 20, 2013	23:50	0:10	28	46	29	26	-8	2.3	282	17	0.0	0.0	0.0	0.0	0.0
Sunday, July 21, 2013	0:00	0:10	28	49	30	25	-4	2.3	279	17	0.0	0.0	0.0	0.0	0.0
Sunday, July 21, 2013	0:10	0:10	29	50	32	26	-1	3.0	277	17	0.0	0.0	0.0	0.0	0.0
Sunday, July 21, 2013	0:20	0:10	29	50	31	27	7	3.5	275	17	0.0	0.0	0.0	0.0	0.0
Sunday, July 21, 2013	0:30	0:10	31	49	34	27	-6	3.1	276	17	0.0	0.2	0.0	0.0	0.0
Sunday, July 21, 2013	0:40	0:10	29	43	31	25	1	3.2	277	17	0.0	0.6	0.0	0.0	0.0
Sunday, July 21, 2013	0:50	0:10	28	54	29	25	84	4.3	282	17	0.0	0.0	0.0	0.0	0.0
Sunday, July 21, 2013	1:00	0:10	30	45	33	26	110	4.6	296	17	0.0	0.0	0.0	0.0	0.0
Sunday, July 21, 2013	1:10	0:10	28	45	30	26	105	4.7	294	17	0.0	0.0	0.0	0.0	0.0
Sunday, July 21, 2013	1:20	0:10	28	47	29	26	46	4.0	282	17	0.0	0.6	0.0	0.0	0.0
Sunday, July 21, 2013	1:30	0:10	28	42	29	26	74	4.4	288	17	0.0	0.0	0.0	0.0	0.0
Sunday, July 21, 2013	1:40	0:10	28	42	30	26	96	4.5	311	17	0.0	0.0	0.0	0.0	0.0
Sunday, July 21, 2013	1:50	0:10	28	45	29	26	108	4.6	320	16	0.0	0.0	0.0	0.0	0.0
Sunday, July 21, 2013	2:00	0:10	27	41	29	24	-3	5.1	322	16	0.0	0.0	0.0	0.0	0.0
Sunday, July 21, 2013	2:10	0:10	27	51	29	24	-5	4.7	313	16	0.0	0.0	0.0	0.0	0.0
Sunday, July 21, 2013	2:20	0:10	27	48	29	24	-5	4.0	311	16	0.0	0.0	0.0	0.0	0.0
Sunday, July 21, 2013	2:30	0:10	27	47	29	25	-4	4.5	319	16	0.0	0.0	0.0	0.0	0.0
Sunday, July 21, 2013	2:40	0:10	28	42	30	25	-5	5.1	320	16	0.0	0.0	0.0	0.0	0.0
Sunday, July 21, 2013	2:50	0:10	28	47	31	25	-4	4.3	319	16	0.0	0.0	0.0	0.0	0.0
Sunday, July 21, 2013	3:00	0:10	29	49	31	25	31	4.0	317	16	0.0	0.0	0.0	0.0	0.0
Sunday, July 21, 2013	3:10	0:10	28	47	29	25	61	4.0	323	16	0.0	0.0	0.0	0.0	0.0
Sunday, July 21, 2013	3:20	0:10	28	51	29	25	45	3.7	322	16	0.0	0.0	0.0	0.0	0.0
Sunday, July 21, 2013	3:30	0:10	29	49	30	26	24	3.2	324	16	0.0	0.0	0.0	0.0	0.0
Sunday, July 21, 2013	3:40	0:10	28	49	30	25	-5	2.4	331	15	0.0	0.0	0.0	0.0	0.0
Sunday, July 21, 2013	3:50	0:10	30	48	31	27	8	3.3	336	16	0.0	0.0	0.0	0.0	0.0
Sunday, July 21, 2013	4:00	0:10	29	46	31	27	65	4.3	340	15	0.0	0.0	0.0	0.0	0.0
Sunday, July 21, 2013	4:10	0:10	31	48	33	27	122	4.6	348	15	0.0	0.2	0.0	0.0	0.0
Sunday, July 21, 2013	4:20	0:10	30	47	33	27	88	4.2	346	16	0.0	0.0	0.0	0.0	0.0
Sunday, July 21, 2013	4:30	0:10	34	50	37	29	69	3.8	340	16	0.0	0.2	0.0	0.0	0.0
Sunday, July 21, 2013	4:40	0:10	35	49	38	31	83	3.9	332	16	0.0	0.2	0.0	0.0	0.0
Sunday, July 21, 2013	4:50	0:10	38	49	42	33	67	3.9	320	16	0.0	0.4	0.0	0.0	0.0
Sunday, July 21, 2013	5:00	0:10	36	48	39	31	2	3.0	322	15	0.0	0.0	0.0	0.0	0.0
Sunday, July 21, 2013	5:10	0:10	34	49	37	31	10	3.1	323	15	0.0	0.2	0.0	0.0	0.0
Sunday, July 21, 2013	5:20	0:10	34	50	36	31	26	3.5	319	15	0.0	0.0	0.0	0.0	0.0
Sunday, July 21, 2013	5:30	0:10	33	46	35	30	50	3.8	313	15	0.0	0.2	0.0	0.0	0.0
Sunday, July 21, 2013	5:40	0:10	34	49	37	29	65	4.1	316	15	0.0	0.0	0.0	0.0	0.0
Sunday, July 21, 2013	5:50	0:10	33	49	36	28	75	4.2	323	15	0.0	0.0	0.0	0.0	0.0
Sunday, July 21, 2013	6:00	0:10	32	48	34	28	61	4.0	327	15	0.0	0.0	0.0	0.0	0.0
Sunday, July 21, 2013	6:10	0:10	35	47	38	29	45	3.5	328	16	0.0	0.0	0.0	0.0	0.0
Sunday, July 21, 2013	6:20	0:10	36	53	39	29	41	3.5	335	16	0.0	0.0	0.0	0.0	0.0
Sunday, July 21, 2013	6:30	0:10	34	49	37	29	29	3.5	338	16	0.0	0.0	0.0	0.0	0.0
Sunday, July 21, 2013	6:40	0:10	34	48	37	29	34	3.5	333	16	0.0	0.0	0.0	0.0	0.0
Sunday, July 21, 2013	6:50	0:10	32	52	35	28	36	3.6	329	16	0.0	0.0	0.0	0.0	0.0
Sunday, July 21, 2013	7:00	0:10	33	48	35	29	40	3.6	313	17	0.0	0.0	0.0	0.0	0.0
Sunday, July 21, 2013	7:10	0:10	34	53	35	28	67	4.0	320	17	0.0	0.0	0.0	0.0	0.0
Sunday, July 21, 2013	7:20	0:10	34	48	37	28	108	4.5	324	17	0.0	0.0	0.0	0.0	0.0
Sunday, July 21, 2013	7:30	0:10	32	53	34	29	121	4.8	335	17	0.0	0.0	0.0	0.0	0.0
Sunday, July 21, 2013	7:40	0:10	34	57	36	30	106	4.6	333	17	0.0	0.0	0.0	0.0	0.0
Sunday, July 21, 2013	7:50	0:10	42	75	40	30	109	4.6	322	18	0.0	0.0	0.0	0.0	0.0
Sunday, July 21, 2013	8:00	0:10	41	73	37	32	81	4.4	329	18	0.0	0.6	0.0	0.0	0.0
Sunday, July 21, 2013	8:10	0:10	36	61	38	31	57	4.0	310	18	0.0	0.0	0.0	0.0	0.0
Sunday, July 21, 2013	8:20	0:10	34	47	36	31	56	4.0	298	18	0.0	0.0	0.0	0.0	0.0
Sunday, July 21, 2013	8:30	0:10	44	70	40	30	44	4.0	295	19	0.0	0.0	0.0	0.7	0.0
Sunday, July 21, 2013	8:40	0:10	45	77	34	30	43	3.7	294	19	0.0	0.7	0.0	0.0	0.0
Sunday, July 21, 2013	8:50	0:10	34	46	35	31	13	3.2	319	19	0.0	0.2	0.0	1.3	0.0
Sunday, July 21, 2013	9:00	0:10	35	49	38	30	5	3.1	315	19	0.2	0.9	0.0	0.0	0.0
Sunday, July 21, 2013	9:10	0:10	34	51	36	30	40	3.7	303	19	0.0	0.9	0.0	0.0	0.0
Sunday, July 21, 2013	9:20	0:10	44	63	43	31	89	4.3	265	19	0.0	0.9	0.0	0.0	0.0
Sunday, July 21, 2013	9:30	0:10	35	58	37	30	119	4.7	272	19	0.2	1.7	0.0	0.0	0.0
Sunday, July 21, 2013	9:40	0:10	38	61	39	33	117	4.7	275	20	0.2	1.5	0.0	0.0	0.0
Sunday, July 21, 2013	9:50	0:10	42	60	45	34	126	4.8	302	20	0.4	2.2	0.0	0.0	0.0
Sunday, July 21, 2013	10:00	0:10	44	55	45	41	83	4.2	316	21	0.2	1.1	0.0	0.2	0.0
Sunday, July 21, 2013	10:10	0:10	44	63	46	42	52	3.9	307	20	0.2	1.5	0.0	0.0	0.0
Sunday, July 21, 2013	10:20	0:10	43	62	45	35	36	3.5	304	20	0.2	2.0	0.0	1.9	0.0
Sunday, July 21, 2013	10:30	0:10	43	66	47	33	27	3.4	305	20	0.0	1.1	0.0	0.0	0.0
Sunday, July 21, 2013	10:40	0:10	33	39	34	30	14	3.3	306	20	0.0	0.9	0.0	0.9	0.0
Sunday, July 21, 2013	10:50	0:10	33	39	35	31	12	3.0	301	20	0.2	1.7	0.0	0.7	0.0
Sunday, July 21, 2013	11:00	0:10	39	55	40	31	74	4.3	300	20	0.0	0.6	0.0	0.0	0.0
Sunday, July 21, 2013	11:10	0:10	33	40	35	31	78	4.2	294	20	0.2	1.1	0.0	1.7	0.0
Sunday, July 21, 2013	11:20	0:10	42	63	38	30	53	4.0	300	21	0.0	0.7	0.0	0.0	0.0
Sunday, July 21, 2013	11:30	0:10	42	67	37	31	59	3.9	301	21	0.2	2.2	0.0	0.4	0.0
Sunday, July 21, 2013	11:40	0:10	39	59	39	32	36	3.7	308	21	0.0	0.7	0.0	0.6	0.0
Sunday, July 21, 2013	11:50	0:10	36	42	38	33	23	3.5	305	21	0.2	1.9	0.0	0.7	0.0
Sunday, July 21, 2013	12:00	0:10	36	47	39	32	68	4.2	286	21	0.0	0.9	0.0	0.9	0.0
Sunday, July 21, 2013	12:10	0:10	36	43	38	32	73	4.1	305	21	0.2	1.7	0.0	0.2	0.0
Sunday, July 21, 2013	12:20	0:10	36	50	38	32	78	4.2	298	21	0.0	0.4	0.0	0.4	0.0
Sunday, July 21, 2013	12:30	0:10	37	52	39	32	21	3.5	292	21	0.6	2.4	0.2	2.8	0.0
Sunday, July 21, 2013	12:40	0:10	34	52	36	32	8	3.0	302	22	0.2	1.7	0.4	2.0	0.0
Sunday, July 21, 2013	12:50	0:10	35	56	37	31	105	4.7	314	21	0.4	2.0	0.2	2.4	0.0
Sunday, July 21, 2013	13:00	0:10	35	45	38	31	127	4.7	300	21	0.4	2.4	0.0	1.7	0.0
Sunday, July 21, 2013	13:10	0:10	40	56	40	32	99	4.4	294	21	0.6	2.0	0.4	2.2	0.0
Sunday, July 21, 2013	13:20	0:10	34	56	36	29	-5	2.5	343	21	0.0	0.9	0.4	2.2	0.0
Sunday, July 21, 2013	13:30	0:10	46	63	46	31	-5	1.7	339	21	0.0	0.9	0.4	1.9	0.0
Sunday, July 21, 2013	13:40	0:10	32	44	35	29	-5	1.6	339	21	0.0	0.9	0.2	2.0	0.0
Sunday, July 21, 2013	13:50	0:10	33	50	35	30	-6	0.7	323						

Table A-1: Location A Summer Compliance Evaluation

Date	Time	Duration	Leq	Lmax	L(10)	L(90)	WT N2	WT N2	Onsite Met	Onsite Met	Loc. A	Loc. A	Loc. 6	Loc. 6	Loc. 6
	Start Time	(min)	(dBA)	(dBA)	(dBA)	(dBA)	Output (kW)	HH WS (m/s)	WD @ 75m (degrees)	Temp. (°C)	Avg. WS @ 2m (m/s)	Gust WS @ 2m (m/s)	Avg. WS @ 2m (m/s)	Gust WS @ 2m (m/s)	Precip. (mm)
Sunday, July 21, 2013	14:30	0:10	35	42	37	31	0	4.5	312	22	0.0	0.9	0.4	2.4	0.0
Sunday, July 21, 2013	14:40	0:10	34	46	37	31	0	4.9	284	22	0.2	1.9	0.4	2.8	0.0
Sunday, July 21, 2013	14:50	0:10	35	47	38	30	0	4.0	289	22	0.2	1.3	0.0	1.9	0.0
Sunday, July 21, 2013	15:00	0:10	35	59	37	32	46	3.7	330	22	0.2	1.1	0.2	2.2	0.0
Sunday, July 21, 2013	15:10	0:10	35	48	37	32	59	3.8	330	22	0.0	1.5	0.0	1.1	0.0
Sunday, July 21, 2013	15:20	0:10	35	48	38	30	35	3.5	318	21	0.0	0.9	0.2	2.2	0.0
Sunday, July 21, 2013	15:30	0:10	36	51	37	32	11	2.9	318	21	0.0	0.7	0.2	1.3	0.0
Sunday, July 21, 2013	15:40	0:10	36	50	38	32	68	4.0	327	22	0.0	0.4	0.2	1.9	0.0
Sunday, July 21, 2013	15:50	0:10	40	51	44	32	103	4.4	304	22	0.0	0.4	0.0	0.9	0.0
Sunday, July 21, 2013	16:00	0:10	36	44	39	33	102	4.3	321	22	0.0	0.6	0.0	0.9	0.0
Sunday, July 21, 2013	16:10	0:10	37	49	39	33	2	2.4	329	22	0.0	0.0	0.6	3.7	0.0
Sunday, July 21, 2013	16:20	0:10	35	46	37	32	-3	2.6	331	22	0.0	0.0	0.0	1.7	0.0
Sunday, July 21, 2013	16:30	0:10	34	49	37	29	-6	2.6	337	22	0.0	0.0	0.0	3.3	0.0
Sunday, July 21, 2013	16:40	0:10	33	41	35	31	29	3.2	330	23	0.0	0.0	0.0	0.0	0.0
Sunday, July 21, 2013	16:50	0:10	35	59	36	32	66	4.0	326	23	0.0	0.7	0.0	0.0	0.0
Sunday, July 21, 2013	17:00	0:10	40	58	43	33	89	4.2	314	22	0.0	0.0	0.0	1.7	0.0
Sunday, July 21, 2013	17:10	0:10	36	54	37	32	93	4.2	328	22	0.0	0.0	0.0	0.0	0.0
Sunday, July 21, 2013	17:20	0:10	40	59	43	31	65	4.0	312	22	0.0	0.0	0.0	0.4	0.0
Sunday, July 21, 2013	17:30	0:10	34	47	36	30	57	3.8	329	22	0.0	0.2	0.0	0.0	0.0
Sunday, July 21, 2013	17:40	0:10	34	58	36	30	22	3.5	322	22	0.0	0.0	0.0	0.0	0.0
Sunday, July 21, 2013	17:50	0:10	39	57	42	31	2	2.6	326	22	0.0	0.0	0.0	0.0	0.0
Sunday, July 21, 2013	18:00	0:10	36	60	38	31	21	3.1	308	22	0.0	0.0	0.0	0.0	0.0
Sunday, July 21, 2013	18:10	0:10	37	59	39	30	32	3.4	316	21	0.0	0.0	0.0	0.0	0.0
Sunday, July 21, 2013	18:20	0:10	32	47	34	29	23	3.3	311	21	0.0	0.0	0.0	0.0	0.0
Sunday, July 21, 2013	18:30	0:10	37	67	35	30	86	4.4	310	21	0.0	0.0	0.0	0.0	0.0
Sunday, July 21, 2013	18:40	0:10	36	59	38	31	130	4.7	326	21	0.0	0.0	0.0	0.6	0.0
Sunday, July 21, 2013	18:50	0:10	41	75	37	31	120	4.7	315	21	0.0	0.0	0.0	1.1	0.0
Sunday, July 21, 2013	19:00	0:10	34	45	37	29	48	3.6	320	21	0.0	0.0	0.0	0.2	0.0
Sunday, July 21, 2013	19:10	0:10	37	50	41	31	34	3.3	321	20	0.0	0.0	0.0	0.0	0.0
Sunday, July 21, 2013	19:20	0:10	34	56	35	29	12	2.9	314	20	0.0	0.0	0.0	0.0	0.0
Sunday, July 21, 2013	19:30	0:10	37	60	39	29	22	3.3	309	19	0.0	0.0	0.0	0.0	0.0
Sunday, July 21, 2013	19:40	0:10	31	38	34	28	10	2.9	319	19	0.0	0.0	0.0	0.0	0.0
Sunday, July 21, 2013	19:50	0:10	34	44	38	29	-11	2.4	320	19	0.0	0.0	0.0	0.0	0.0
Sunday, July 21, 2013	20:00	0:10	33	44	36	29	-7	2.4	320	19	0.0	0.0	0.0	0.0	0.0
Sunday, July 21, 2013	20:10	0:10	34	46	36	31	-8	2.3	323	18	0.0	0.0	0.0	0.0	0.0
Sunday, July 21, 2013	20:20	0:10	33	46	34	30	-9	2.5	321	18	0.0	0.0	0.0	0.0	0.0
Sunday, July 21, 2013	20:30	0:10	32	46	34	29	-5	2.3	321	18	0.0	0.0	0.0	0.0	0.0
Sunday, July 21, 2013	20:40	0:10	36	46	39	30	-5	2.0	321	17	0.0	0.0	0.0	0.0	0.0
Sunday, July 21, 2013	20:50	0:10	34	45	38	27	-5	1.8	321	17	0.0	0.0	0.0	0.0	0.0
Sunday, July 21, 2013	21:00	0:10	36	58	39	29	-5	2.2	321	18	0.0	0.0	0.0	0.0	0.0
Sunday, July 21, 2013	21:10	0:10	35	58	39	28	-5	2.3	321	17	0.0	0.0	0.0	0.0	0.0
Sunday, July 21, 2013	21:20	0:10	35	47	39	28	-3	2.4	97	17	0.0	0.0	0.0	0.0	0.0
Sunday, July 21, 2013	21:30	0:10	33	47	36	27	-1	2.1	102	17	0.0	0.0	0.0	0.0	0.0
Sunday, July 21, 2013	21:40	0:10	31	38	34	27	0	1.5	88	17	0.0	0.0	0.0	0.0	0.0
Sunday, July 21, 2013	21:50	0:10	30	42	33	26	-1	1.3	132	17	0.0	0.0	0.0	0.0	0.0
Sunday, July 21, 2013	22:00	0:10	28	42	30	25	-1	0.5	132	17	0.0	0.0	0.0	0.0	0.0
Sunday, July 21, 2013	22:10	0:10	28	39	30	25	-1	0.5	132	17	0.0	0.0	0.0	0.0	0.0
Sunday, July 21, 2013	22:20	0:10	29	42	31	24	-1	1.3	133	17	0.0	0.0	0.0	0.0	0.0
Sunday, July 21, 2013	22:30	0:10	38	53	37	24	-1	1.6	153	17	0.0	0.0	0.0	0.0	0.0
Sunday, July 21, 2013	22:40	0:10	26	36	28	23	-1	1.9	153	17	0.0	0.0	0.0	0.0	0.0
Sunday, July 21, 2013	22:50	0:10	27	42	30	23	-1	1.1	146	17	0.0	0.0	0.0	0.0	0.0
Sunday, July 21, 2013	23:00	0:10	30	48	34	23	-1	0.5	141	17	0.0	0.0	0.0	0.0	0.0
Sunday, July 21, 2013	23:10	0:10	25	40	27	23	-1	0.4	136	17	0.0	0.0	0.0	0.0	0.0
Sunday, July 21, 2013	23:20	0:10	30	46	33	23	-1	0.6	123	17	0.0	0.0	0.0	0.0	0.0
Sunday, July 21, 2013	23:30	0:10	26	41	29	22	-1	0.7	127	17	0.0	0.0	0.0	0.0	0.0
Sunday, July 21, 2013	23:40	0:10	25	39	27	21	-1	0.4	112	17	0.0	0.0	0.0	0.0	0.0
Sunday, July 21, 2013	23:50	0:10	24	38	25	23	-1	0.3	114	17	0.0	0.0	0.0	0.0	0.0
Monday, July 22, 2013	0:00	0:10	24	35	27	22	-1	0.9	106	17	0.0	0.0	0.0	0.0	0.0
Monday, July 22, 2013	0:10	0:10	27	38	31	22	-1	0.8	92	17	0.0	0.0	0.0	0.0	0.0
Monday, July 22, 2013	0:20	0:10	24	42	25	22	-1	1.0	91	17	0.0	0.0	0.0	0.0	0.0
Monday, July 22, 2013	0:30	0:10	24	49	25	21	-1	0.9	98	16	0.0	0.0	0.0	0.0	0.0
Monday, July 22, 2013	0:40	0:10	24	42	25	22	-1	1.3	96	16	0.0	0.0	0.0	0.0	0.0
Monday, July 22, 2013	0:50	0:10	26	37	28	22	-1	1.0	83	15	0.0	0.0	0.0	0.0	0.0
Monday, July 22, 2013	1:00	0:10	23	44	24	21	-1	1.3	95	15	0.0	0.0	0.0	0.0	0.0
Monday, July 22, 2013	1:10	0:10	23	37	23	22	-1	1.2	87	15	0.0	0.0	0.0	0.0	0.0
Monday, July 22, 2013	1:20	0:10	24	39	25	21	-1	0.7	83	15	0.0	0.0	0.0	0.0	0.0
Monday, July 22, 2013	1:30	0:10	27	41	29	23	-1	0.8	71	16	0.0	0.0	0.0	0.0	0.0
Monday, July 22, 2013	1:40	0:10	24	38	25	22	-1	0.4	69	16	0.0	0.0	0.0	0.0	0.0
Monday, July 22, 2013	1:50	0:10	29	42	34	22	-1	0.6	56	16	0.0	0.0	0.0	0.0	0.0
Monday, July 22, 2013	2:00	0:10	23	39	24	21	0	0.6	55	16	0.0	0.0	0.0	0.0	0.0
Monday, July 22, 2013	2:10	0:10	23	41	25	21	0	0.7	57	16	0.0	0.0	0.0	0.0	0.0
Monday, July 22, 2013	2:20	0:10	26	39	28	22	0	1.0	69	16	0.0	0.0	0.0	0.0	0.0
Monday, July 22, 2013	2:30	0:10	23	38	25	21	0	0.7	78	16	0.0	0.0	0.0	0.0	0.0
Monday, July 22, 2013	2:40	0:10	23	36	25	21	0	0.6	90	16	0.0	0.0	0.0	0.0	0.0
Monday, July 22, 2013	2:50	0:10	24	39	27	21	0	1.0	92	16	0.0	0.0	0.0	0.0	0.0
Monday, July 22, 2013	3:00	0:10	25	40	28	22	-1	2.1	99	16	0.0	0.0	0.0	0.0	0.0
Monday, July 22, 2013	3:10	0:10	27	44	29	23	0	2.1	86	16	0.0	0.0	0.0	0.0	0.0
Monday, July 22, 2013	3:20	0:10	26	39	28	23	0	2.6	96	15	0.0	0.0	0.0	0.0	0.0
Monday, July 22, 2013	3:30	0:10	28	45	31	23	-1	2.1	104	15	0.0	0.0	0.0	0.0	0.0
Monday, July 22, 2013	3:40	0:10	23	42	24	22	0	1.4	100	15	0.0	0.0	0.0	0.0	0.0
Monday, July 22, 2013	3:50	0:10	26	38	29	22	0	2.1	100	15	0.0	0.0	0.0	0.0	0.0
Monday, July 22, 2013	4:00	0:10	25	49	27	21	-3	2.9	91	15	0.0	0.0	0.0	0.0	0.0
Monday, July 22, 2013	4:10	0:10	28	38	32	22	3	3.3	80	15	0.0	0.0	0.0	0.0	0.0
Monday, July 22, 2013	4:20	0:10	31	48	34	24	17	3.6	82	15	0.0	0.0	0.0	0.0	0.0
Monday, July 22, 2013	4:30	0:10	33	42	36	27	-8	2.7	86	15	0.0	0.0	0.0	0.0	0.0
Monday, July 22, 2013	4:40	0:10	34	41	36	29	17	3.5	89	15	0.0	0.0	0.0	0.0	0.0
Monday, July 22, 2013	4:50	0:10	35	48	38	31	3	3.6	91	15	0.0	0.0	0.0	0.0	0.

Table A-1: Location A Summer Compliance Evaluation

Date	Time	Duration	Leq	Lmax	L(10)	L(90)	WT N2	WT N2	Onsite Met	Onsite Met	Loc. A	Loc. A	Loc. 6	Loc. 6	Loc. 6
	Start Time	(min)	(dBA)	(dBA)	(dBA)	(dBA)	Output (kW)	HH WS (m/s)	WD @ 75m (degrees)	Temp. (°C)	Avg. WS @ 2m (m/s)	Gust WS @ 2m (m/s)	Avg. WS @ 2m (m/s)	Gust WS @ 2m (m/s)	Precip. (mm)
Monday, July 22, 2013	5:30	0:10	33	40	34	30	70	4.3	90	15	0.0	0.0	0.0	0.0	0.0
Monday, July 22, 2013	5:40	0:10	43	69	41	30	44	4.2	91	15	0.0	0.0	0.0	0.0	0.0
Monday, July 22, 2013	5:50	0:10	33	42	36	29	32	4.0	96	15	0.0	0.0	0.0	0.0	0.0
Monday, July 22, 2013	6:00	0:10	31	43	34	27	46	4.1	101	15	0.0	0.0	0.0	0.0	0.0
Monday, July 22, 2013	6:10	0:10	29	39	31	26	34	3.9	99	15	0.0	0.0	0.0	0.0	0.0
Monday, July 22, 2013	6:20	0:10	29	43	32	26	9	3.4	102	15	0.0	0.0	0.0	0.0	0.0
Monday, July 22, 2013	6:30	0:10	30	44	32	27	-10	3.1	101	16	0.0	0.0	0.0	0.0	0.0
Monday, July 22, 2013	6:40	0:10	32	57	33	28	-7	2.6	100	16	0.0	0.0	0.0	0.0	0.0
Monday, July 22, 2013	6:50	0:10	39	54	42	29	2	3.3	97	16	0.0	0.0	0.0	0.0	0.0
Monday, July 22, 2013	7:00	0:10	35	52	36	29	0	3.3	96	16	0.0	0.0	0.0	0.0	0.0
Monday, July 22, 2013	7:10	0:10	32	48	34	28	6	3.4	90	16	0.0	0.0	0.0	0.0	0.0
Monday, July 22, 2013	7:20	0:10	30	38	32	28	0	3.0	86	16	0.0	0.0	0.0	0.0	0.0
Monday, July 22, 2013	7:30	0:10	34	48	36	28	-8	2.7	88	16	0.0	0.0	0.0	0.0	0.0
Monday, July 22, 2013	7:40	0:10	32	46	35	27	24	3.7	87	16	0.0	0.0	0.0	0.0	0.0
Monday, July 22, 2013	7:50	0:10	31	43	34	27	39	4.0	86	15	0.0	0.0	0.0	0.0	0.0
Monday, July 22, 2013	8:00	0:10	32	50	33	27	34	3.7	90	15	0.0	0.0	0.0	0.0	0.0
Monday, July 22, 2013	8:10	0:10	33	47	36	27	63	4.3	87	15	0.0	0.0	0.0	0.0	0.0
Monday, July 22, 2013	8:20	0:10	30	44	33	27	45	3.8	89	15	0.0	0.6	0.0	0.0	0.0
Monday, July 22, 2013	8:30	0:10	30	44	32	27	35	3.6	92	15	0.0	1.1	0.0	0.0	0.0
Monday, July 22, 2013	8:40	0:10	33	46	36	26	38	3.7	97	15	0.0	0.0	0.0	0.0	0.0
Monday, July 22, 2013	8:50	0:10	33	52	32	27	72	4.1	103	15	0.0	0.2	0.0	0.0	0.0
Monday, July 22, 2013	9:00	0:10	33	50	34	27	107	4.6	101	16	0.0	0.4	0.0	0.0	0.0
Monday, July 22, 2013	9:10	0:10	30	42	32	27	152	5.0	91	16	0.0	0.6	0.0	0.0	0.0
Monday, July 22, 2013	9:20	0:10	29	41	31	26	156	5.1	89	16	0.0	0.0	0.0	0.0	0.0
Monday, July 22, 2013	9:30	0:10	31	48	33	26	143	4.9	105	16	0.0	0.6	0.0	0.0	0.0
Monday, July 22, 2013	9:40	0:10	31	46	33	27	108	4.6	118	16	0.0	0.0	0.0	0.0	0.0
Monday, July 22, 2013	9:50	0:10	32	49	33	27	87	4.4	122	16	0.0	0.0	0.0	0.0	0.0
Monday, July 22, 2013	10:00	0:10	36	47	39	29	30	3.6	131	16	0.2	1.5	0.0	0.4	0.0
Monday, July 22, 2013	10:10	0:10	35	48	37	30	3	3.6	129	17	0.4	1.3	0.0	0.0	0.0
Monday, July 22, 2013	10:20	0:10	35	48	37	32	6	3.0	126	18	0.4	1.7	0.0	0.0	0.0
Monday, July 22, 2013	10:30	0:10	38	50	41	33	55	4.0	127	18	0.4	1.7	0.0	0.0	0.0
Monday, July 22, 2013	10:40	0:10	42	53	46	35	125	4.6	130	18	0.6	2.4	0.0	0.0	0.0
Monday, July 22, 2013	10:50	0:10	40	49	43	33	201	5.2	130	18	0.6	2.2	0.0	0.0	0.0
Monday, July 22, 2013	11:00	0:10	38	48	41	34	172	5.1	123	18	0.6	2.0	0.0	0.0	0.0
Monday, July 22, 2013	11:10	0:10	49	69	46	35	131	4.8	124	18	0.6	2.2	0.0	0.0	0.0
Monday, July 22, 2013	11:20	0:10	39	46	41	34	160	5.0	128	18	0.4	1.5	0.0	0.0	0.0
Monday, July 22, 2013	11:30	0:10	41	52	45	33	218	5.6	136	18	0.6	2.4	0.0	0.0	0.0
Monday, July 22, 2013	11:40	0:10	41	67	44	33	182	5.2	137	18	0.6	2.4	0.0	0.0	0.0
Monday, July 22, 2013	11:50	0:10	40	52	43	34	116	4.6	140	17	0.6	1.9	0.0	0.0	0.0
Monday, July 22, 2013	12:00	0:10	48	68	48	36	120	4.8	140	17	0.6	2.0	0.0	0.0	0.0
Monday, July 22, 2013	12:10	0:10	39	47	42	34	182	5.2	138	17	0.6	1.9	0.0	0.0	0.0
Monday, July 22, 2013	12:20	0:10	37	49	39	33	149	4.8	141	17	0.4	1.9	0.0	0.7	0.0
Monday, July 22, 2013	12:30	0:10	35	45	39	30	9	3.2	143	17	0.4	1.9	0.0	0.0	0.0
Monday, July 22, 2013	12:40	0:10	34	46	37	29	63	4.1	142	17	0.4	2.4	0.0	0.0	0.0
Monday, July 22, 2013	12:50	0:10	52	74	44	30	76	4.2	146	17	0.0	0.6	0.0	1.3	0.0
Monday, July 22, 2013	13:00	0:10	34	44	37	29	26	3.4	134	17	0.2	2.2	0.0	0.0	0.0
Monday, July 22, 2013	13:10	0:10	47	69	45	29	-8	2.7	123	18	0.0	1.7	0.0	0.0	0.0
Monday, July 22, 2013	13:20	0:10	37	53	40	29	54	3.9	137	18	0.2	1.1	0.0	0.0	0.0
Monday, July 22, 2013	13:30	0:10	39	62	41	31	22	3.4	141	18	0.2	1.3	0.0	0.0	0.0
Monday, July 22, 2013	13:40	0:10	41	57	45	31	-6	2.8	143	18	0.4	1.5	0.0	0.0	0.0
Monday, July 22, 2013	13:50	0:10	39	59	42	32	-5	3.0	148	18	0.4	2.0	0.0	0.0	0.0
Monday, July 22, 2013	14:00	0:10	45	64	52	32	-5	4.2	154	18	0.4	1.9	0.0	0.0	0.0
Monday, July 22, 2013	14:10	0:10	38	48	42	32	-4	4.2	144	18	0.6	1.7	0.0	0.0	0.0
Monday, July 22, 2013	14:20	0:10	39	52	42	32	-5	3.3	144	18	0.6	3.0	0.0	0.0	0.0
Monday, July 22, 2013	14:30	0:10	38	48	40	34	-4	4.4	153	18	0.4	1.5	0.0	0.0	0.0
Monday, July 22, 2013	14:40	0:10	36	44	39	30	-4	4.1	152	18	0.4	1.5	0.0	0.0	0.0
Monday, July 22, 2013	14:50	0:10	34	44	37	29	-3	3.5	155	19	0.2	1.7	0.0	0.0	0.0
Monday, July 22, 2013	15:00	0:10	40	66	43	30	57	4.8	162	19	0.4	2.4	0.0	0.0	0.0
Monday, July 22, 2013	15:10	0:10	36	48	40	30	100	4.3	160	18	0.4	1.5	0.0	0.0	0.0
Monday, July 22, 2013	15:20	0:10	37	50	40	31	59	3.8	152	18	0.4	1.5	0.0	0.0	0.0
Monday, July 22, 2013	15:30	0:10	36	46	39	30	44	3.7	138	18	0.2	2.0	0.0	0.0	0.0
Monday, July 22, 2013	15:40	0:10	32	46	35	28	9	3.0	138	19	0.2	1.3	0.0	0.0	0.0
Monday, July 22, 2013	15:50	0:10	32	45	35	29	13	3.1	116	19	0.2	1.9	0.0	0.0	0.0
Monday, July 22, 2013	16:00	0:10	35	50	38	29	150	5.1	104	19	0.2	1.9	0.0	0.0	0.0
Monday, July 22, 2013	16:10	0:10	34	46	37	28	183	5.2	108	18	0.2	2.4	0.0	0.0	0.0
Monday, July 22, 2013	16:20	0:10	37	46	40	32	240	5.6	119	18	0.4	1.9	0.0	0.0	0.0
Monday, July 22, 2013	16:30	0:10	35	51	38	30	183	5.2	122	19	0.2	1.7	0.0	0.0	0.0
Monday, July 22, 2013	16:40	0:10	40	59	40	32	153	5.1	124	18	0.4	1.9	0.0	0.0	0.0
Monday, July 22, 2013	16:50	0:10	36	46	40	31	253	5.9	133	18	0.4	1.9	0.0	0.0	0.0
Monday, July 22, 2013	17:00	0:10	47	71	41	33	266	5.9	131	18	0.2	1.9	0.0	0.0	0.0
Monday, July 22, 2013	17:10	0:10	36	47	40	30	275	6.0	126	18	0.4	1.9	0.0	0.0	0.0
Monday, July 22, 2013	17:20	0:10	37	50	40	29	177	5.1	125	18	0.4	2.4	0.0	0.0	0.0
Monday, July 22, 2013	17:30	0:10	47	67	53	30	91	4.5	124	19	0.2	1.1	0.0	0.0	0.0
Monday, July 22, 2013	17:40	0:10	37	51	40	32	243	5.8	128	19	0.4	2.4	0.0	0.0	0.0
Monday, July 22, 2013	17:50	0:10	37	47	40	31	225	5.5	113	19	0.6	2.2	0.0	0.0	0.0
Monday, July 22, 2013	18:00	0:10	35	50	38	29	157	5.1	111	19	0.2	1.7	0.0	0.0	0.0
Monday, July 22, 2013	18:10	0:10	34	46	37	29	94	4.4	106	19	0.2	1.5	0.0	0.0	0.0
Monday, July 22, 2013	18:20	0:10	33	46	36	28	40	3.6	110	19	0.2	1.1	0.0	0.0	0.0
Monday, July 22, 2013	18:30	0:10	42	75	35	27	108	4.7	97	18	0.0	1.5	0.0	0.0	0.0
Monday, July 22, 2013	18:40	0:10	29	39	31	25	57	4.1	102	18	0.0	0.7	0.0	0.0	0.0
Monday, July 22, 2013	18:50	0:10	30	38	32	26	157	5.2	104	18	0.0	0.0	0.0	0.0	0.0
Monday, July 22, 2013	19:00	0:10	31	44	33	28	411	6.7	106	18	0.0	1.5	0.0	0.0	0.0
Monday, July 22, 2013	19:10	0:10	31	41	33	29	393	6.8	106	18	0.0	0.7	0.0	0.0	0.0
Monday, July 22, 2013	19:20	0:10	30	45	32	27	387	6.6	102	18	0.0	0.6	0.0	0.0	0.0
Monday, July 22, 2013	19:30	0:10	30	37	32	28	360	6.7	105	18	0.0	0.9	0.0	0.0	0.0
Monday, July 22, 2013	19:40	0:10	32	57	34	27	331	6.2	110	18	0.0	1.1	0.0	0.0	0.0
Monday, July 22, 2013	19:50	0:10	32	50											

Table A-1: Location A Summer Compliance Evaluation

Date	Time	Duration	Leq	Lmax	L(10)	L(90)	WT N2	WT N2	Onsite Met	Onsite Met	Loc. A	Loc. A	Loc. 6	Loc. 6	Loc. 6
	Start Time	(min)	(dBA)	(dBA)	(dBA)	(dBA)	Output (kW)	HH WS (m/s)	WD @ 75m (degrees)	Temp. (°C)	Avg. WS @ 2m (m/s)	Gust WS @ 2m (m/s)	Avg. WS @ 2m (m/s)	Gust WS @ 2m (m/s)	Precip. (mm)
Monday, July 22, 2013	20:30	0:10	31	48	32	25	265	5.9	106	18	0.0	0.0	0.0	0.0	0.0
Monday, July 22, 2013	20:40	0:10	26	38	27	24	197	5.4	105	18	0.0	0.0	0.0	0.0	0.0
Monday, July 22, 2013	20:50	0:10	27	37	28	25	241	5.7	103	18	0.0	0.0	0.0	0.0	0.0
Monday, July 22, 2013	21:00	0:10	27	39	29	25	239	5.8	102	18	0.0	0.2	0.0	0.0	0.0
Monday, July 22, 2013	21:10	0:10	26	43	28	25	243	5.9	106	18	0.0	0.6	0.0	0.0	0.0
Monday, July 22, 2013	21:20	0:10	27	49	28	25	281	6.2	103	18	0.0	0.0	0.0	0.0	0.0
Monday, July 22, 2013	21:30	0:10	30	41	31	27	443	7.2	99	18	0.0	0.0	0.0	0.0	0.0
Monday, July 22, 2013	21:40	0:10	32	42	33	29	603	7.7	102	18	0.0	0.2	0.0	0.0	0.0
Monday, July 22, 2013	21:50	0:10	32	39	34	30	609	7.5	108	18	0.0	1.1	0.0	0.0	0.0
Monday, July 22, 2013	22:00	0:10	31	38	32	29	468	7.0	119	18	0.0	0.7	0.0	0.0	0.0
Monday, July 22, 2013	22:10	0:10	31	37	33	28	376	6.6	120	18	0.0	1.1	0.0	0.0	0.0
Monday, July 22, 2013	22:20	0:10	29	45	32	27	315	6.2	132	18	0.0	0.6	0.0	0.0	0.0
Monday, July 22, 2013	22:30	0:10	31	39	33	29	433	6.9	136	17	0.0	0.7	0.0	0.0	0.0
Monday, July 22, 2013	22:40	0:10	29	42	31	27	320	6.4	130	17	0.0	0.7	0.0	0.0	0.0
Monday, July 22, 2013	22:50	0:10	30	41	33	26	293	6.2	131	17	0.0	1.5	0.0	0.0	0.0
Monday, July 22, 2013	23:00	0:10	29	38	31	25	245	5.8	131	17	0.0	0.9	0.0	0.0	0.0
Monday, July 22, 2013	23:10	0:10	26	41	28	25	137	4.9	131	17	0.0	0.2	0.0	0.0	0.0
Monday, July 22, 2013	23:20	0:10	27	41	29	25	132	4.9	129	17	0.0	1.1	0.0	0.0	0.0
Monday, July 22, 2013	23:30	0:10	30	44	32	26	111	4.7	130	17	0.2	1.5	0.0	0.0	0.0
Monday, July 22, 2013	23:40	0:10	27	38	29	25	107	4.7	131	17	0.0	0.9	0.0	0.0	0.0
Monday, July 22, 2013	23:50	0:10	26	37	28	24	92	4.6	134	16	0.0	0.2	0.0	0.0	0.0
Tuesday, July 23, 2013	0:00	0:10	26	37	27	24	132	5.2	127	16	0.0	0.0	0.0	0.0	0.0
Tuesday, July 23, 2013	0:10	0:10	25	43	26	23	152	5.1	127	16	0.0	0.4	0.0	0.0	0.0
Tuesday, July 23, 2013	0:20	0:10	27	39	28	24	147	4.9	122	16	0.0	0.7	0.0	0.0	0.0
Tuesday, July 23, 2013	0:30	0:10	28	41	30	25	309	6.1	123	16	0.0	0.9	0.0	0.0	0.0
Tuesday, July 23, 2013	0:40	0:10	27	41	29	25	290	6.0	119	16	0.0	0.4	0.0	0.0	0.0
Tuesday, July 23, 2013	0:50	0:10	32	43	36	27	260	6.0	108	16	0.0	0.0	0.0	0.0	0.0
Tuesday, July 23, 2013	1:00	0:10	37	43	39	31	173	5.0	102	16	0.0	0.0	0.0	0.0	0.0
Tuesday, July 23, 2013	1:10	0:10	39	53	42	30	122	4.7	103	16	0.0	0.0	0.0	0.0	0.0
Tuesday, July 23, 2013	1:20	0:10	42	54	44	41	155	5.1	110	15	0.0	0.0	0.0	0.0	0.0
Tuesday, July 23, 2013	1:30	0:10	45	56	47	43	137	5.1	109	15	0.0	0.0	0.0	0.0	0.0
Tuesday, July 23, 2013	1:40	0:10	47	59	48	44	195	5.5	104	15	0.0	0.0	0.0	0.0	0.0
Tuesday, July 23, 2013	1:50	0:10	43	54	44	41	139	6.1	100	15	0.0	0.0	0.0	0.0	0.0
Tuesday, July 23, 2013	2:00	0:10	44	55	45	42	-5	6.8	99	15	0.0	0.0	0.0	0.0	0.0
Tuesday, July 23, 2013	2:10	0:10	42	54	44	39	-5	6.6	93	15	0.0	0.4	0.0	0.0	0.0
Tuesday, July 23, 2013	2:20	0:10	43	55	44	41	-4	6.8	91	15	0.0	0.0	0.0	0.0	0.0
Tuesday, July 23, 2013	2:30	0:10	45	54	46	43	-5	7.0	98	15	0.0	0.4	0.0	0.0	0.0
Tuesday, July 23, 2013	2:40	0:10	44	53	46	43	-4	6.9	100	15	0.0	0.0	0.0	0.0	0.3
Tuesday, July 23, 2013	2:50	0:10	52	57	53	48	-2	6.7	97	15	0.0	0.2	0.0	0.0	0.0
Tuesday, July 23, 2013	3:00	0:10	51	57	52	50	242	6.5	94	15	0.0	0.0	0.0	0.0	0.0
Tuesday, July 23, 2013	3:10	0:10	52	56	53	52	249	5.6	89	15	0.0	0.0	0.0	0.0	0.3
Tuesday, July 23, 2013	3:20	0:10	54	58	55	52	306	6.2	86	15	0.0	0.0	0.0	0.0	0.3
Tuesday, July 23, 2013	3:30	0:10	55	58	56	54	351	6.4	81	14	0.0	0.6	0.0	0.0	0.0
Tuesday, July 23, 2013	3:40	0:10	56	61	58	55	265	6.0	75	14	0.0	0.6	0.0	0.0	0.3
Tuesday, July 23, 2013	3:50	0:10	55	59	57	53	320	6.3	76	14	0.2	1.3	0.0	0.0	0.3
Tuesday, July 23, 2013	4:00	0:10	56	60	56	55	346	6.4	76	15	0.0	0.2	0.0	0.0	0.3
Tuesday, July 23, 2013	4:10	0:10	56	59	57	55	301	6.1	75	15	0.0	0.0	0.0	0.0	0.3
Tuesday, July 23, 2013	4:20	0:10	56	59	57	55	153	4.9	74	15	0.0	1.3	0.0	0.0	0.5
Tuesday, July 23, 2013	4:30	0:10	58	61	60	56	153	4.8	73	15	0.0	0.4	0.0	0.0	0.3
Tuesday, July 23, 2013	4:40	0:10	57	60	58	56	221	5.5	75	15	0.0	0.4	0.0	0.0	0.5
Tuesday, July 23, 2013	4:50	0:10	55	60	56	55	201	5.4	74	15	0.0	0.0	0.0	0.0	0.3
Tuesday, July 23, 2013	5:00	0:10	53	56	54	51	150	5.0	76	15	0.0	0.0	0.0	0.0	0.0
Tuesday, July 23, 2013	5:10	0:10	51	56	52	49	121	4.5	80	15	0.0	0.0	0.0	0.0	0.0
Tuesday, July 23, 2013	5:20	0:10	52	57	54	51	91	4.4	85	15	0.0	0.0	0.0	0.0	0.3
Tuesday, July 23, 2013	5:30	0:10	54	59	55	53	104	4.7	85	15	0.0	0.6	0.0	0.0	0.3
Tuesday, July 23, 2013	5:40	0:10	55	59	56	54	79	4.3	81	15	0.0	0.2	0.0	0.0	0.5
Tuesday, July 23, 2013	5:50	0:10	56	60	57	55	127	5.0	81	15	0.0	0.6	0.0	0.0	0.3
Tuesday, July 23, 2013	6:00	0:10	55	58	56	54	147	5.0	80	15	0.0	0.0	0.0	0.0	0.3
Tuesday, July 23, 2013	6:10	0:10	59	64	63	56	183	5.5	77	15	0.0	1.1	0.0	0.0	1.3
Tuesday, July 23, 2013	6:20	0:10	62	65	64	62	151	4.8	74	15	0.0	0.2	0.0	0.0	0.8
Tuesday, July 23, 2013	6:30	0:10	57	62	59	54	116	4.4	73	15	0.0	0.0	0.0	0.0	0.5
Tuesday, July 23, 2013	6:40	0:10	57	61	60	55	227	5.7	79	15	0.0	0.0	0.0	0.0	0.5
Tuesday, July 23, 2013	6:50	0:10	58	61	59	56	289	6.2	78	15	0.0	0.0	0.0	0.0	0.8
Tuesday, July 23, 2013	7:00	0:10	60	63	61	57	402	6.9	77	15	0.0	0.0	0.0	0.0	0.3
Tuesday, July 23, 2013	7:10	0:10	56	60	58	55	330	6.4	83	15	0.0	0.6	0.0	0.6	0.3
Tuesday, July 23, 2013	7:20	0:10	56	62	57	54	389	6.7	86	15	0.0	0.0	0.0	0.0	0.5
Tuesday, July 23, 2013	7:30	0:10	58	61	59	56	308	6.1	82	15	0.0	0.0	0.0	0.0	0.8
Tuesday, July 23, 2013	7:40	0:10	59	63	60	58	121	4.8	85	15	0.0	0.0	0.0	0.0	0.8
Tuesday, July 23, 2013	7:50	0:10	61	65	63	60	246	6.0	85	15	0.0	0.0	0.0	0.0	3.0
Tuesday, July 23, 2013	8:00	0:10	67	72	69	65	270	6.1	82	15	0.0	0.0	0.0	0.0	4.3
Tuesday, July 23, 2013	8:10	0:10	65	69	67	60	323	6.2	84	14	0.0	0.0	0.0	0.0	1.8
Tuesday, July 23, 2013	8:20	0:10	64	68	66	61	176	5.5	86	14	0.0	0.2	0.0	0.0	1.0
Tuesday, July 23, 2013	8:30	0:10	63	65	64	62	129	5.0	85	14	0.0	0.0	0.0	0.0	1.5
Tuesday, July 23, 2013	8:40	0:10	65	66	66	63	237	6.1	76	14	0.0	0.7	0.0	0.7	1.0
Tuesday, July 23, 2013	8:50	0:10	62	65	64	60	341	6.2	76	14	0.2	1.1	0.0	0.0	0.8
Tuesday, July 23, 2013	9:00	0:10	63	66	65	61	16	3.1	83	15	0.0	0.0	0.0	0.0	1.0
Tuesday, July 23, 2013	9:10	0:10	64	67	67	58	100	4.6	84	15	0.2	0.7	0.0	1.9	0.5
Tuesday, July 23, 2013	9:20	0:10	57	62	59	55	94	5.1	90	15	0.2	0.7	0.0	2.6	0.5
Tuesday, July 23, 2013	9:30	0:10	57	63	60	53	5	4.3	94	15	0.0	0.6	0.0	0.0	0.0
Tuesday, July 23, 2013	9:40	0:10	50	56	52	48	77	4.3	87	15	0.0	0.7	0.0	0.0	0.0
Tuesday, July 23, 2013	9:50	0:10	47	53	48	46	6	3.5	83	15	0.0	0.7	0.0	0.0	0.3
Tuesday, July 23, 2013	10:00	0:10	48	54	50	45	22	3.7	100	15	0.0	1.1	0.0	0.0	0.0
Tuesday, July 23, 2013	10:10	0:10	54	66	56	47	98	4.6	93	15	0.0	0.7	0.0	0.0	2.3
Tuesday, July 23, 2013	10:20	0:10	64	70	67	61	8	3.4	91	15	0.0	0.4	0.0	0.0	0.5
Tuesday, July 23, 2013	10:30	0:10	58	62	61	53	29	3.8	84	16	0.0	0.0	0.0	0.0	0.8
Tuesday, July 23, 2013	10:40	0:10	59	63	61	55	16	3.4	85	16	0.0	0.0	0.0	0.0	0.3
Tuesday, July 23, 2013	10:50	0:10	55	61	56	54	13								

Table A-1: Location A Summer Compliance Evaluation

Date	Time	Duration	Leq	Lmax	L(10)	L(90)	WT N2	WT N2	Onsite Met	Onsite Met	Loc. A	Loc. A	Loc. 6	Loc. 6	Loc. 6
	Start Time	(min)	(dBA)	(dBA)	(dBA)	(dBA)	Output (kW)	HH WS (m/s)	WD @ 75m (degrees)	Temp. (°C)	Avg. WS @ 2m (m/s)	Gust WS @ 2m (m/s)	Avg. WS @ 2m (m/s)	Gust WS @ 2m (m/s)	Precip. (mm)
Tuesday, July 23, 2013	11:30	0:10	45	72	45	43	-4	2.8	88	16	0.0	0.4	0.0	0.0	0.0
Tuesday, July 23, 2013	11:40	0:10	44	55	45	43	10	3.4	86	16	0.0	0.6	0.0	0.0	0.0
Tuesday, July 23, 2013	11:50	0:10	46	69	45	42	17	3.6	85	16	0.0	0.2	0.0	0.0	0.0
Tuesday, July 23, 2013	12:00	0:10	43	50	44	42	23	3.6	85	16	0.0	0.2	0.0	0.0	0.0
Tuesday, July 23, 2013	12:10	0:10	43	52	45	42	43	3.9	83	16	0.0	0.7	0.0	0.0	0.0
Tuesday, July 23, 2013	12:20	0:10	42	49	43	41	1	3.2	86	16	0.0	0.4	0.0	0.0	0.5
Tuesday, July 23, 2013	12:30	0:10	58	63	61	43	-5	2.1	74	16	0.0	0.4	0.0	0.0	0.3
Tuesday, July 23, 2013	12:40	0:10	56	61	58	53	-5	1.8	82	16	0.0	0.2	0.0	0.0	0.0
Tuesday, July 23, 2013	12:50	0:10	58	62	60	54	-5	1.8	75	16	0.0	0.0	0.0	0.0	0.3
Tuesday, July 23, 2013	13:00	0:10	57	64	59	55	-5	2.0	76	16	0.0	0.2	0.0	0.0	1.0
Tuesday, July 23, 2013	13:10	0:10	59	64	63	51	-5	2.7	80	16	0.0	0.2	0.0	0.0	0.3
Tuesday, July 23, 2013	13:20	0:10	50	57	51	48	-4	2.0	82	16	0.0	0.7	0.0	0.0	0.0
Tuesday, July 23, 2013	13:30	0:10	46	54	47	45	-6	2.7	80	16	0.0	0.6	0.0	0.0	0.0
Tuesday, July 23, 2013	13:40	0:10	44	52	45	43	-5	1.3	76	16	0.0	0.0	0.0	0.0	0.0
Tuesday, July 23, 2013	13:50	0:10	46	59	47	45	-5	0.9	82	16	0.0	0.0	0.0	0.0	0.0
Tuesday, July 23, 2013	14:00	0:10	50	56	50	49	-4	0.9	239	17	0.0	0.0	0.0	0.0	0.3
Tuesday, July 23, 2013	14:10	0:10	50	56	50	49	-4	0.8	239	17	0.0	0.7	0.0	0.0	0.0
Tuesday, July 23, 2013	14:20	0:10	50	57	52	49	-4	0.7	258	17	0.0	0.7	0.0	0.0	0.0
Tuesday, July 23, 2013	14:30	0:10	47	54	48	45	-3	1.0	258	17	0.0	0.7	0.0	0.0	0.0
Tuesday, July 23, 2013	14:40	0:10	44	54	46	43	0	0.8	258	17	0.0	0.9	0.0	0.0	0.0
Tuesday, July 23, 2013	14:50	0:10	43	48	44	43	0	0.8	267	17	0.0	0.2	0.0	0.0	0.0
Tuesday, July 23, 2013	15:00	0:10	43	48	44	43	-2	0.9	296	18	0.0	1.1	0.0	0.0	0.0
Tuesday, July 23, 2013	15:10	0:10	43	49	45	43	-1	1.1	311	18	0.0	0.9	0.0	0.0	0.0
Tuesday, July 23, 2013	15:20	0:10	43	54	43	43	0	1.3	304	18	0.0	0.6	0.0	0.0	0.0
Tuesday, July 23, 2013	15:30	0:10	43	49	43	43	-1	1.4	288	18	0.0	0.0	0.0	0.0	0.0
Tuesday, July 23, 2013	15:40	0:10	43	49	43	43	0	1.9	294	18	0.0	0.7	0.0	0.0	0.0
Tuesday, July 23, 2013	15:50	0:10	43	44	43	43	0	2.4	303	18	0.0	0.0	0.0	0.0	0.0
Tuesday, July 23, 2013	16:00	0:10	43	44	43	43	5	3.7	293	18	0.0	0.0	0.0	0.0	0.0
Tuesday, July 23, 2013	16:10	0:10	43	46	44	43	25	3.7	310	18	0.0	0.4	0.0	0.0	0.0
Tuesday, July 23, 2013	16:20	0:10	48	66	44	43	71	4.3	305	18	0.0	0.7	0.0	0.0	0.0
Tuesday, July 23, 2013	16:30	0:10	44	58	45	43	181	5.2	304	18	0.0	0.2	0.0	0.0	0.0
Tuesday, July 23, 2013	16:40	0:10	43	47	43	42	96	4.6	302	18	0.0	0.0	0.0	0.2	0.0
Tuesday, July 23, 2013	16:50	0:10	42	48	43	42	187	5.3	305	18	0.2	1.3	0.0	0.0	0.0
Tuesday, July 23, 2013	17:00	0:10	43	53	43	42	178	5.2	313	19	0.4	2.0	0.0	0.6	0.0
Tuesday, July 23, 2013	17:10	0:10	46	75	43	42	187	5.4	308	19	0.0	1.1	0.2	2.0	0.0
Tuesday, July 23, 2013	17:20	0:10	43	47	43	42	155	5.1	311	19	0.2	1.7	0.0	1.1	0.0
Tuesday, July 23, 2013	17:30	0:10	43	51	44	42	138	4.9	318	19	0.2	1.3	0.0	0.0	0.0
Tuesday, July 23, 2013	17:40	0:10	43	46	43	42	263	5.9	314	19	0.2	1.3	0.0	0.4	0.0
Tuesday, July 23, 2013	17:50	0:10	43	59	43	42	202	5.4	313	20	0.0	0.6	0.0	0.2	0.0
Tuesday, July 23, 2013	18:00	0:10	42	46	43	42	57	3.9	319	19	0.0	0.0	0.0	0.6	0.0
Tuesday, July 23, 2013	18:10	0:10	42	45	42	42	38	3.5	322	19	0.0	0.6	0.0	0.0	0.0
Tuesday, July 23, 2013	18:20	0:10	42	46	42	42	32	3.6	320	19	0.0	0.2	0.0	0.0	0.0
Tuesday, July 23, 2013	18:30	0:10	42	65	42	41	169	5.1	319	19	0.0	0.0	0.0	0.0	0.0
Tuesday, July 23, 2013	18:40	0:10	46	71	43	41	132	4.8	309	19	0.0	0.0	0.0	0.2	0.0
Tuesday, July 23, 2013	18:50	0:10	44	71	43	42	88	4.2	312	19	0.0	0.0	0.0	0.6	0.0
Tuesday, July 23, 2013	19:00	0:10	42	51	43	42	46	3.9	315	19	0.0	0.4	0.0	0.2	0.0
Tuesday, July 23, 2013	19:10	0:10	49	72	50	42	37	3.5	310	19	0.0	0.0	0.0	0.0	0.0
Tuesday, July 23, 2013	19:20	0:10	43	59	44	41	89	4.3	308	19	0.0	0.0	0.0	0.0	0.0
Tuesday, July 23, 2013	19:30	0:10	44	71	42	41	52	3.8	299	19	0.0	0.0	0.0	0.0	0.0
Tuesday, July 23, 2013	19:40	0:10	45	68	42	41	13	3.2	301	18	0.0	0.0	0.0	0.0	0.0
Tuesday, July 23, 2013	19:50	0:10	42	60	42	41	25	3.4	297	18	0.0	0.0	0.0	0.0	0.0
Tuesday, July 23, 2013	20:00	0:10	48	77	47	41	13	3.4	298	18	0.0	0.0	0.0	0.0	0.0
Tuesday, July 23, 2013	20:10	0:10	46	61	47	44	17	3.5	301	18	0.0	0.0	0.0	0.0	0.0
Tuesday, July 23, 2013	20:20	0:10	44	59	45	44	10	3.2	297	18	0.0	0.0	0.0	0.0	0.0
Tuesday, July 23, 2013	20:30	0:10	44	50	44	43	-6	2.2	287	17	0.0	0.0	0.0	0.0	0.0
Tuesday, July 23, 2013	20:40	0:10	49	81	44	43	-5	2.2	286	17	0.0	0.0	0.0	0.0	0.0
Tuesday, July 23, 2013	20:50	0:10	44	47	45	43	-6	2.5	286	17	0.0	0.0	0.0	0.0	0.0
Tuesday, July 23, 2013	21:00	0:10	44	56	45	43	-5	2.8	273	17	0.0	0.0	0.0	0.0	0.0
Tuesday, July 23, 2013	21:10	0:10	45	49	46	44	-10	2.5	261	17	0.0	0.0	0.0	0.0	0.0
Tuesday, July 23, 2013	21:20	0:10	45	63	45	44	-5	2.7	262	17	0.0	0.0	0.0	0.0	0.0
Tuesday, July 23, 2013	21:30	0:10	44	57	45	43	-7	2.2	270	17	0.0	0.0	0.0	0.0	0.0
Tuesday, July 23, 2013	21:40	0:10	44	46	44	43	-5	2.2	275	17	0.0	0.0	0.0	0.0	0.0
Tuesday, July 23, 2013	21:50	0:10	62	83	49	43	-5	2.0	272	17	0.0	0.0	0.0	0.0	0.0
Tuesday, July 23, 2013	22:00	0:10	61	84	45	43	-5	2.3	271	17	0.0	0.0	0.0	0.0	0.0
Tuesday, July 23, 2013	22:10	0:10	43	49	44	43	-5	2.8	246	17	0.0	0.0	0.0	0.0	0.0
Tuesday, July 23, 2013	22:20	0:10	43	48	43	42	-5	2.5	249	17	0.0	0.0	0.0	0.0	0.0
Tuesday, July 23, 2013	22:30	0:10	44	60	44	43	-2	3.1	250	17	0.0	0.0	0.0	0.0	0.0
Tuesday, July 23, 2013	22:40	0:10	43	50	44	43	-4	3.2	247	17	0.0	0.0	0.0	0.0	0.0
Tuesday, July 23, 2013	22:50	0:10	43	49	43	42	6	3.4	239	17	0.0	0.0	0.0	0.0	0.0
Tuesday, July 23, 2013	23:00	0:10	43	50	43	42	43	4.0	222	17	0.0	0.0	0.0	0.0	0.0
Tuesday, July 23, 2013	23:10	0:10	43	65	43	42	23	3.6	213	17	0.0	0.0	0.0	0.0	0.0
Tuesday, July 23, 2013	23:20	0:10	42	50	43	42	0	3.4	206	18	0.0	0.0	0.0	0.0	0.0
Tuesday, July 23, 2013	23:30	0:10	42	50	43	42	35	4.0	219	18	0.0	0.0	0.0	0.0	0.0
Tuesday, July 23, 2013	23:40	0:10	42	45	43	42	19	3.6	224	18	0.0	0.0	0.0	0.0	0.0
Tuesday, July 23, 2013	23:50	0:10	42	47	43	42	14	3.4	223	18	0.0	0.0	0.0	0.0	0.0
Wednesday, July 24, 2013	0:00	0:10	42	54	43	42	65	4.1	228	18	0.0	0.0	0.0	0.0	0.0
Wednesday, July 24, 2013	0:10	0:10	43	68	43	42	146	5.2	227	18	0.0	0.0	0.0	0.0	0.0
Wednesday, July 24, 2013	0:20	0:10	42	44	43	42	81	4.3	244	18	0.0	0.0	0.0	0.0	0.0
Wednesday, July 24, 2013	0:30	0:10	42	55	43	41	46	3.9	251	18	0.0	0.0	0.0	0.0	0.0
Wednesday, July 24, 2013	0:40	0:10	42	46	43	41	-3	2.4	247	17	0.0	0.0	0.0	0.0	0.0
Wednesday, July 24, 2013	0:50	0:10	42	46	43	41	-5	1.9	251	17	0.0	0.0	0.0	0.0	0.0
Wednesday, July 24, 2013	1:00	0:10	43	62	43	42	-5	2.1	244	17	0.0	0.0	0.0	0.0	0.0
Wednesday, July 24, 2013	1:10	0:10	42	45	43	42	-6	2.0	246	17	0.0	0.0	0.0	0.0	0.0
Wednesday, July 24, 2013	1:20	0:10	42	65	42	41	-5	1.8	252	17	0.0	0.0	0.0	0.0	0.0
Wednesday, July 24, 2013	1:30	0:10	42	50	42	41	-5	1.7	253	17	0.0	0.0	0.0	0.0	0.0
Wednesday, July 24, 2013	1:40	0:10	42	45	43	41	-2	1.9	251	17	0.0	0.0	0.0	0.0	0.0
Wednesday, July 24, 2013	1:50	0:10	42	50	43	41	0	2.5							

Table A-1: Location A Summer Compliance Evaluation

Date	Time	Duration	Leq	Lmax	L(10)	L(90)	WT N2	WT N2	Onsite Met	Onsite Met	Loc. A	Loc. A	Loc. 6	Loc. 6	Loc. 6
	Start Time	(min)	(dBA)	(dBA)	(dBA)	(dBA)	Output (kW)	HH WS (m/s)	WD @ 75m (degrees)	Temp. (°C)	Avg. WS @ 2m (m/s)	Gust WS @ 2m (m/s)	Avg. WS @ 2m (m/s)	Gust WS @ 2m (m/s)	Precip. (mm)
Wednesday, July 24, 2013	2:30	0:10	43	68	43	42	0	3.7	251	17	0.0	0.0	0.0	0.0	0.0
Wednesday, July 24, 2013	2:40	0:10	42	48	43	41	0	3.7	255	17	0.0	0.0	0.0	0.0	0.0
Wednesday, July 24, 2013	2:50	0:10	42	45	42	41	0	4.2	257	18	0.0	0.0	0.0	0.0	0.0
Wednesday, July 24, 2013	3:00	0:10	42	47	43	41	152	5.3	258	18	0.0	0.0	0.0	0.0	0.0
Wednesday, July 24, 2013	3:10	0:10	42	48	43	41	134	4.8	256	18	0.0	0.2	0.0	0.0	0.0
Wednesday, July 24, 2013	3:20	0:10	43	68	43	42	165	5.1	260	17	0.0	0.7	0.0	0.0	0.0
Wednesday, July 24, 2013	3:30	0:10	42	49	43	41	126	4.7	259	17	0.0	0.0	0.0	0.0	0.0
Wednesday, July 24, 2013	3:40	0:10	42	46	42	41	104	4.4	260	17	0.0	0.0	0.0	0.0	0.0
Wednesday, July 24, 2013	3:50	0:10	42	52	42	41	115	4.6	261	17	0.0	0.0	0.0	0.0	0.0
Wednesday, July 24, 2013	4:00	0:10	42	57	43	41	141	4.9	264	17	0.0	0.0	0.0	0.0	0.0
Wednesday, July 24, 2013	4:10	0:10	42	52	42	41	79	4.2	265	17	0.0	0.0	0.0	0.0	0.0
Wednesday, July 24, 2013	4:20	0:10	42	49	42	41	79	4.2	259	17	0.0	0.0	0.0	0.0	0.0
Wednesday, July 24, 2013	4:30	0:10	42	49	43	41	82	4.2	255	17	0.0	0.0	0.0	0.0	0.0
Wednesday, July 24, 2013	4:40	0:10	42	52	43	41	117	4.8	263	17	0.0	0.0	0.0	0.0	0.0
Wednesday, July 24, 2013	4:50	0:10	42	64	43	42	110	4.5	275	17	0.0	0.0	0.0	0.0	0.0
Wednesday, July 24, 2013	5:00	0:10	42	64	43	41	71	4.0	274	17	0.0	0.0	0.0	0.0	0.0
Wednesday, July 24, 2013	5:10	0:10	42	49	44	41	77	4.1	275	17	0.0	0.0	0.0	0.0	0.0
Wednesday, July 24, 2013	5:20	0:10	43	55	45	42	93	4.5	270	17	0.0	0.0	0.0	0.0	0.0
Wednesday, July 24, 2013	5:30	0:10	43	56	44	41	82	4.4	271	17	0.0	0.0	0.0	0.0	0.0
Wednesday, July 24, 2013	5:40	0:10	42	51	43	41	42	4.1	271	17	0.0	0.2	0.0	0.0	0.0
Wednesday, July 24, 2013	5:50	0:10	43	55	44	42	16	3.1	270	17	0.0	0.0	0.0	0.0	0.0
Wednesday, July 24, 2013	6:00	0:10	43	60	45	42	26	3.6	271	17	0.0	0.0	0.0	0.0	0.0
Wednesday, July 24, 2013	6:10	0:10	43	50	45	42	53	4.2	269	17	0.0	0.0	0.0	0.0	0.0
Wednesday, July 24, 2013	6:20	0:10	44	57	46	43	74	4.1	266	18	0.0	0.0	0.0	0.0	0.0
Wednesday, July 24, 2013	6:30	0:10	44	61	45	42	120	5.0	271	18	0.0	0.0	0.0	0.0	0.0
Wednesday, July 24, 2013	6:40	0:10	44	55	46	43	74	4.0	273	18	0.0	0.0	0.0	0.0	0.0
Wednesday, July 24, 2013	6:50	0:10	42	46	43	42	34	3.7	275	18	0.0	0.0	0.0	0.0	0.0
Wednesday, July 24, 2013	7:00	0:10	43	55	44	42	61	4.2	275	18	0.0	0.0	0.0	0.0	0.0
Wednesday, July 24, 2013	7:10	0:10	43	67	43	41	41	3.9	271	18	0.0	0.0	0.0	0.0	0.0
Wednesday, July 24, 2013	7:20	0:10	43	58	44	42	11	3.2	262	18	0.0	0.0	0.0	0.0	0.0
Wednesday, July 24, 2013	7:30	0:10	50	75	45	43	82	4.5	265	18	0.0	0.0	0.0	0.0	0.0
Wednesday, July 24, 2013	7:40	0:10	44	50	45	43	79	4.3	263	18	0.0	0.0	0.0	0.0	0.0
Wednesday, July 24, 2013	7:50	0:10	43	49	44	42	150	5.2	261	18	0.0	0.0	0.0	0.0	0.0
Wednesday, July 24, 2013	8:00	0:10	44	55	45	42	73	4.2	263	18	0.0	0.0	0.0	0.0	0.0
Wednesday, July 24, 2013	8:10	0:10	43	59	44	42	19	3.3	265	18	0.0	0.0	0.0	0.2	0.0
Wednesday, July 24, 2013	8:20	0:10	43	51	44	41	24	3.3	267	18	0.0	0.0	0.0	2.2	0.0
Wednesday, July 24, 2013	8:30	0:10	44	49	45	42	54	3.7	274	19	0.0	0.0	0.0	2.0	0.0
Wednesday, July 24, 2013	8:40	0:10	44	55	45	43	147	5.0	271	19	0.0	0.0	0.0	0.2	0.0
Wednesday, July 24, 2013	8:50	0:10	56	84	45	42	259	5.7	272	18	0.0	0.0	0.0	0.7	0.0
Wednesday, July 24, 2013	9:00	0:10	46	77	45	42	131	4.4	276	18	0.0	0.0	0.0	1.5	0.0
Wednesday, July 24, 2013	9:10	0:10	44	56	45	42	59	4.0	281	18	0.0	0.0	0.0	1.9	0.0
Wednesday, July 24, 2013	9:20	0:10	44	63	45	42	117	4.7	300	19	0.0	0.6	0.0	3.0	0.0
Wednesday, July 24, 2013	9:30	0:10	44	53	45	43	345	6.3	289	20	0.0	1.3	0.6	4.1	0.0
Wednesday, July 24, 2013	9:40	0:10	45	64	46	43	438	6.9	293	20	0.2	1.9	0.6	3.9	0.0
Wednesday, July 24, 2013	9:50	0:10	44	51	45	43	217	5.6	289	20	0.0	1.5	0.6	4.3	0.0
Wednesday, July 24, 2013	10:00	0:10	45	65	47	44	159	5.2	289	19	0.0	0.4	0.7	3.7	0.0
Wednesday, July 24, 2013	10:10	0:10	47	61	48	45	256	5.9	295	19	0.4	2.0	0.7	2.8	0.0
Wednesday, July 24, 2013	10:20	0:10	47	60	48	45	446	6.8	290	19	0.2	1.5	0.7	4.1	0.0
Wednesday, July 24, 2013	10:30	0:10	47	66	48	45	472	7.1	272	19	0.2	1.3	0.7	4.8	0.0
Wednesday, July 24, 2013	10:40	0:10	51	65	54	46	454	7.1	278	19	0.4	2.0	0.6	3.3	0.0
Wednesday, July 24, 2013	10:50	0:10	48	57	50	46	1335	10.3	276	19	0.4	2.4	0.7	3.9	0.0
Wednesday, July 24, 2013	11:00	0:10	49	61	50	47	1745	12.0	308	19	0.4	2.0	0.4	2.4	0.0
Wednesday, July 24, 2013	11:10	0:10	48	62	50	46	1569	11.0	312	18	0.4	1.5	0.7	4.6	0.0
Wednesday, July 24, 2013	11:20	0:10	49	62	52	46	1280	9.8	304	18	0.6	2.6	0.2	3.2	0.0
Wednesday, July 24, 2013	11:30	0:10	51	73	51	46	1690	11.3	305	17	0.2	2.2	0.9	5.2	0.0
Wednesday, July 24, 2013	11:40	0:10	49	74	50	46	1821	11.8	307	17	0.4	3.2	1.1	5.2	0.0
Wednesday, July 24, 2013	11:50	0:10	47	58	49	45	1665	11.2	303	17	0.2	1.7	0.9	5.6	0.0
Wednesday, July 24, 2013	12:00	0:10	48	67	49	45	1271	10.0	306	17	0.4	1.9	1.1	5.2	0.0
Wednesday, July 24, 2013	12:10	0:10	50	72	48	43	858	8.5	311	16	0.2	2.0	1.1	4.3	0.0
Wednesday, July 24, 2013	12:20	0:10	43	58	44	42	674	7.8	321	16	0.0	0.6	0.9	4.8	0.0
Wednesday, July 24, 2013	12:30	0:10	43	47	43	42	784	8.1	317	16	0.0	0.6	0.4	3.2	0.0
Wednesday, July 24, 2013	12:40	0:10	43	54	44	41	431	6.6	319	16	0.2	2.2	0.0	0.7	0.0
Wednesday, July 24, 2013	12:50	0:10	44	66	43	41	631	7.9	318	17	0.0	0.9	0.4	3.5	0.0
Wednesday, July 24, 2013	13:00	0:10	45	57	45	42	855	8.6	324	18	0.4	3.9	0.7	5.0	0.0
Wednesday, July 24, 2013	13:10	0:10	48	67	51	42	963	9.0	321	17	0.6	3.0	0.0	1.9	0.0
Wednesday, July 24, 2013	13:20	0:10	43	60	45	40	685	8.2	323	17	0.2	2.2	0.0	2.2	0.0
Wednesday, July 24, 2013	13:30	0:10	42	52	45	39	526	7.5	318	18	0.4	2.8	0.4	3.7	0.0
Wednesday, July 24, 2013	13:40	0:10	41	49	42	40	641	7.8	309	19	0.2	1.5	0.0	2.4	0.0
Wednesday, July 24, 2013	13:50	0:10	41	47	43	39	546	7.8	320	19	0.2	2.0	0.0	1.5	0.0
Wednesday, July 24, 2013	14:00	0:10	41	55	42	39	-4	7.5	321	19	0.2	2.0	0.0	1.7	0.0
Wednesday, July 24, 2013	14:10	0:10	45	58	49	40	-5	7.9	325	19	0.6	3.5	0.6	4.8	0.0
Wednesday, July 24, 2013	14:20	0:10	42	51	45	39	-5	8.4	327	19	0.4	2.2	1.7	5.7	0.0
Wednesday, July 24, 2013	14:30	0:10	44	56	47	41	-5	9.2	328	19	0.7	3.9	1.5	5.0	0.0
Wednesday, July 24, 2013	14:40	0:10	43	54	46	39	-5	9.1	328	19	0.4	2.2	0.7	4.8	0.0
Wednesday, July 24, 2013	14:50	0:10	45	59	47	40	-4	9.1	329	18	0.7	3.7	0.7	3.9	0.0
Wednesday, July 24, 2013	15:00	0:10	44	55	46	41	1428	11.5	331	19	0.6	3.0	1.5	5.0	0.0
Wednesday, July 24, 2013	15:10	0:10	44	56	46	40	1800	11.9	330	18	0.6	2.8	1.1	5.0	0.0
Wednesday, July 24, 2013	15:20	0:10	46	55	48	43	1307	10.3	327	18	0.6	3.2	0.4	5.2	0.0
Wednesday, July 24, 2013	15:30	0:10	47	62	49	42	1469	10.5	321	18	0.6	4.3	0.9	4.8	0.0
Wednesday, July 24, 2013	15:40	0:10	51	65	56	41	1423	10.7	321	19	0.7	4.1	2.0	5.0	0.0
Wednesday, July 24, 2013	15:50	0:10	49	71	52	42	1730	11.7	324	19	0.7	2.8	1.5	6.3	0.0
Wednesday, July 24, 2013	16:00	0:10	48	60	52	43	1738	11.6	325	19	0.9	4.3	1.9	6.5	0.0
Wednesday, July 24, 2013	16:10	0:10	46	56	49	41	1454	10.8	317	18	0.6	3.0	1.7	4.8	0.0
Wednesday, July 24, 2013	16:20	0:10	47	75	49	41	1844	12.2	326	18	0.6	2.2	0.6	3.7	0.0
Wednesday, July 24, 2013	16:30	0:10	45	58	48	40	783	9.5	327	18	0.6	3.0	0.7	4.1	0.0
Wednesday, July 24, 2013	16:40	0:10	43	59	44	39	545	7.8	308	18	0.2	1.7	0.4	3.2</	

Table A-1: Location A Summer Compliance Evaluation

Date	Time	Duration	Leq	Lmax	L(10)	L(90)	WT N2	WT N2	Onsite Met	Onsite Met	Loc. A	Loc. A	Loc. 6	Loc. 6	Loc. 6
	Start Time	(min)	(dBA)	(dBA)	(dBA)	(dBA)	Output (kW)	HH WS (m/s)	WD @ 75m (degrees)	Temp. (°C)	Avg. WS @ 2m (m/s)	Gust WS @ 2m (m/s)	Avg. WS @ 2m (m/s)	Gust WS @ 2m (m/s)	Precip. (mm)
Wednesday, July 24, 2013	17:30	0:10	45	55	49	41	1760	12.1	326	17	0.6	2.8	0.4	3.3	0.0
Wednesday, July 24, 2013	17:40	0:10	44	63	46	40	1603	11.3	325	17	0.6	2.6	0.7	4.4	0.0
Wednesday, July 24, 2013	17:50	0:10	47	60	50	40	1117	9.4	326	17	0.9	3.3	0.7	5.0	0.0
Wednesday, July 24, 2013	18:00	0:10	42	59	43	39	1186	9.7	331	16	0.4	1.9	1.3	4.3	0.0
Wednesday, July 24, 2013	18:10	0:10	47	59	50	41	1691	11.7	324	16	0.7	4.3	0.4	3.0	0.0
Wednesday, July 24, 2013	18:20	0:10	49	77	48	42	1828	12.0	317	15	0.4	1.9	1.1	4.6	0.0
Wednesday, July 24, 2013	18:30	0:10	47	75	47	42	1971	13.0	325	15	0.4	3.2	0.7	4.1	0.0
Wednesday, July 24, 2013	18:40	0:10	44	51	47	41	1900	12.3	330	14	0.4	1.7	0.6	4.1	0.0
Wednesday, July 24, 2013	18:50	0:10	44	52	46	41	1848	12.1	330	14	0.4	2.0	1.3	5.4	0.0
Wednesday, July 24, 2013	19:00	0:10	42	58	43	40	1572	11.1	327	13	0.4	2.8	0.7	5.0	0.0
Wednesday, July 24, 2013	19:10	0:10	44	55	48	39	1093	9.0	322	13	0.4	3.3	0.0	2.4	0.0
Wednesday, July 24, 2013	19:20	0:10	42	49	44	40	1442	10.5	324	13	0.4	2.0	0.4	4.6	0.0
Wednesday, July 24, 2013	19:30	0:10	42	54	43	40	1946	13.3	327	12	0.4	1.9	0.9	5.6	0.0
Wednesday, July 24, 2013	19:40	0:10	44	56	46	41	1760	12.2	325	12	0.6	2.6	0.6	3.9	0.0
Wednesday, July 24, 2013	19:50	0:10	43	54	45	39	1297	9.9	324	12	0.4	2.0	0.2	3.5	0.0
Wednesday, July 24, 2013	20:00	0:10	43	52	45	40	1608	11.1	326	11	0.6	3.5	0.9	5.2	0.0
Wednesday, July 24, 2013	20:10	0:10	42	51	44	40	1315	10.0	326	11	0.6	4.1	0.4	3.2	0.0
Wednesday, July 24, 2013	20:20	0:10	41	50	44	39	1305	10.1	327	11	0.4	2.2	0.2	3.7	0.0
Wednesday, July 24, 2013	20:30	0:10	47	61	49	40	1761	12.3	332	11	0.7	4.1	0.4	3.5	0.0
Wednesday, July 24, 2013	20:40	0:10	41	48	42	39	1940	12.8	331	11	0.4	2.6	0.2	2.4	0.0
Wednesday, July 24, 2013	20:50	0:10	40	46	42	38	1907	13.0	330	10	0.4	1.9	0.2	3.3	0.0
Wednesday, July 24, 2013	21:00	0:10	42	54	44	39	1802	11.7	331	10	0.4	2.8	0.4	3.7	0.0
Wednesday, July 24, 2013	21:10	0:10	39	44	40	38	1311	9.8	329	10	0.2	1.1	0.2	2.0	0.0
Wednesday, July 24, 2013	21:20	0:10	40	46	42	38	1136	9.4	327	10	0.2	1.5	0.9	5.4	0.0
Wednesday, July 24, 2013	21:30	0:10	39	43	40	38	1237	9.5	327	9	0.0	0.0	0.7	5.0	0.0
Wednesday, July 24, 2013	21:40	0:10	40	48	42	39	1476	10.6	324	9	0.0	0.0	0.9	3.7	0.0
Wednesday, July 24, 2013	21:50	0:10	41	50	42	39	1629	11.1	324	9	0.0	0.0	1.1	4.1	0.0
Wednesday, July 24, 2013	22:00	0:10	40	45	42	39	1819	11.9	325	9	0.2	1.5	1.3	5.0	0.0
Wednesday, July 24, 2013	22:10	0:10	40	45	41	39	1762	11.5	324	9	0.2	1.7	0.7	4.1	0.0
Wednesday, July 24, 2013	22:20	0:10	41	48	43	40	1924	12.4	322	9	0.2	1.7	1.1	5.6	0.0
Wednesday, July 24, 2013	22:30	0:10	40	46	41	39	1871	11.8	325	9	0.0	0.7	0.9	4.6	0.0
Wednesday, July 24, 2013	22:40	0:10	40	48	42	38	1461	10.3	324	9	0.2	3.0	1.1	4.4	0.0
Wednesday, July 24, 2013	22:50	0:10	39	43	40	38	1498	10.6	324	9	0.0	1.1	1.1	3.9	0.0
Wednesday, July 24, 2013	23:00	0:10	40	44	41	39	1820	11.8	321	9	0.2	2.2	1.3	6.3	0.0
Wednesday, July 24, 2013	23:10	0:10	41	46	42	39	1781	11.6	322	9	0.2	1.5	1.1	5.2	0.0
Wednesday, July 24, 2013	23:20	0:10	40	45	41	38	1553	10.7	321	9	0.0	0.9	0.7	3.2	0.0
Wednesday, July 24, 2013	23:30	0:10	39	44	41	38	1419	10.3	325	9	0.0	1.3	0.7	4.1	0.0
Wednesday, July 24, 2013	23:40	0:10	38	43	39	37	1088	9.2	324	9	0.0	0.0	0.4	2.8	0.0
Wednesday, July 24, 2013	23:50	0:10	38	41	39	37	965	8.7	325	8	0.0	0.0	0.7	5.0	0.0
Thursday, July 25, 2013	0:00	0:10	38	41	39	36	935	8.6	325	8	0.0	0.0	0.2	2.6	0.0
Thursday, July 25, 2013	0:10	0:10	37	40	38	36	674	7.8	324	8	0.0	0.0	0.2	2.6	0.0
Thursday, July 25, 2013	0:20	0:10	37	43	38	36	770	8.1	326	8	0.0	0.0	0.0	2.6	0.0
Thursday, July 25, 2013	0:30	0:10	36	44	37	36	688	7.7	326	8	0.0	0.0	0.0	2.6	0.0
Thursday, July 25, 2013	0:40	0:10	36	38	36	35	585	7.3	326	8	0.0	0.0	0.0	0.0	0.0
Thursday, July 25, 2013	0:50	0:10	35	39	36	35	453	6.7	326	8	0.0	0.0	0.0	1.7	0.0
Thursday, July 25, 2013	1:00	0:10	35	47	36	35	398	6.6	330	8	0.0	0.0	0.0	0.0	0.0
Thursday, July 25, 2013	1:10	0:10	35	41	36	35	407	6.6	327	8	0.0	0.0	0.0	0.0	0.0
Thursday, July 25, 2013	1:20	0:10	36	42	36	35	414	6.7	324	8	0.0	0.0	0.0	2.4	0.0
Thursday, July 25, 2013	1:30	0:10	35	39	36	35	392	6.5	322	8	0.0	0.2	0.0	0.0	0.0
Thursday, July 25, 2013	1:40	0:10	35	39	36	35	455	7.0	321	8	0.0	0.0	0.0	0.0	0.0
Thursday, July 25, 2013	1:50	0:10	35	38	36	34	212	6.2	319	8	0.0	0.0	0.0	0.0	0.0
Thursday, July 25, 2013	2:00	0:10	35	47	35	34	-4	6.2	319	8	0.0	0.0	0.0	0.0	0.0
Thursday, July 25, 2013	2:10	0:10	34	40	35	34	-4	5.7	318	8	0.0	0.2	0.0	0.0	0.0
Thursday, July 25, 2013	2:20	0:10	35	41	35	34	-4	5.6	319	8	0.0	0.0	0.0	0.0	0.0
Thursday, July 25, 2013	2:30	0:10	34	47	35	34	-4	5.5	320	8	0.0	0.0	0.0	0.0	0.0
Thursday, July 25, 2013	2:40	0:10	34	38	35	34	-4	5.8	321	8	0.0	0.0	0.0	0.0	0.0
Thursday, July 25, 2013	2:50	0:10	34	40	34	34	-3	6.0	319	8	0.0	0.0	0.0	0.0	0.0
Thursday, July 25, 2013	3:00	0:10	36	45	36	34	317	6.4	320	8	0.0	0.2	0.0	0.0	0.0
Thursday, July 25, 2013	3:10	0:10	35	39	35	34	300	6.0	321	8	0.0	0.0	0.0	0.0	0.0
Thursday, July 25, 2013	3:20	0:10	35	42	36	34	242	5.6	324	8	0.0	0.0	0.0	0.0	0.0
Thursday, July 25, 2013	3:30	0:10	35	39	35	34	204	5.1	322	7	0.0	0.0	0.0	0.0	0.0
Thursday, July 25, 2013	3:40	0:10	35	40	35	34	169	5.0	322	7	0.0	0.0	0.0	0.0	0.0
Thursday, July 25, 2013	3:50	0:10	35	45	36	34	173	5.0	325	8	0.0	0.0	0.0	0.0	0.0
Thursday, July 25, 2013	4:00	0:10	35	40	36	34	169	4.9	325	7	0.0	0.0	0.0	0.0	0.0
Thursday, July 25, 2013	4:10	0:10	34	40	35	34	138	4.7	327	7	0.0	0.0	0.0	0.0	0.0
Thursday, July 25, 2013	4:20	0:10	34	40	35	34	67	3.9	327	8	0.0	0.0	0.0	0.0	0.0
Thursday, July 25, 2013	4:30	0:10	35	40	37	34	90	4.2	333	7	0.0	0.0	0.0	0.0	0.0
Thursday, July 25, 2013	4:40	0:10	37	42	39	34	92	4.3	329	7	0.0	0.0	0.0	0.0	0.0
Thursday, July 25, 2013	4:50	0:10	37	48	39	35	86	4.3	322	7	0.0	0.0	0.0	0.0	0.0
Thursday, July 25, 2013	5:00	0:10	38	50	40	35	46	3.6	334	7	0.0	0.0	0.0	0.0	0.0
Thursday, July 25, 2013	5:10	0:10	37	46	39	35	54	3.9	335	7	0.0	0.0	0.0	0.0	0.0
Thursday, July 25, 2013	5:20	0:10	39	53	42	35	43	3.8	336	6	0.0	0.0	0.0	0.0	0.0
Thursday, July 25, 2013	5:30	0:10	35	46	36	34	35	3.7	351	6	0.0	0.0	0.0	0.0	0.0
Thursday, July 25, 2013	5:40	0:10	36	41	37	35	48	3.7	11	6	0.0	0.0	0.0	0.0	0.0
Thursday, July 25, 2013	5:50	0:10	46	69	41	34	46	3.9	28	6	0.0	0.0	0.0	0.0	0.0
Thursday, July 25, 2013	6:00	0:10	37	48	40	35	44	3.9	7	7	0.0	0.0	0.0	0.0	0.0
Thursday, July 25, 2013	6:10	0:10	37	49	40	35	84	4.3	6	7	0.0	0.0	0.0	0.0	0.0
Thursday, July 25, 2013	6:20	0:10	36	46	38	35	90	4.4	6	7	0.0	0.0	0.0	0.0	0.0
Thursday, July 25, 2013	6:30	0:10	37	44	40	35	94	4.4	8	8	0.0	0.0	0.0	0.0	0.0
Thursday, July 25, 2013	6:40	0:10	37	46	39	35	51	3.8	29	8	0.0	0.0	0.0	0.0	0.0
Thursday, July 25, 2013	6:50	0:10	37	49	39	35	85	4.4	26	9	0.0	0.0	0.0	0.0	0.0
Thursday, July 25, 2013	7:00	0:10	37	50	39	35	105	4.6	34	9	0.0	0.0	0.0	0.0	0.0
Thursday, July 25, 2013	7:10	0:10	38	45	39	36	75	4.3	47	11	0.0	0.0	0.0	0.0	0.0
Thursday, July 25, 2013	7:20	0:10	45	63	43	35	54	4.1	55	10	0.0	0.0	0.0	0.0	0.0
Thursday, July 25, 2013	7:30	0:10	44	59	44	34	27	3.7	49	10	0.0	0.0	0.0	0.0	0.0
Thursday, July 25, 2013	7:40	0:10	43	68	43	35	6	3.4	48	11	0.0	0.0	0.0	0.0	0.0
Thursday, July 25, 2013															

Table A-1: Location A Summer Compliance Evaluation

Date	Time	Duration	Leq	Lmax	L(10)	L(90)	WT N2	WT N2	Onsite Met	Onsite Met	Loc. A	Loc. A	Loc. 6	Loc. 6	Loc. 6
	Start Time	(min)	(dBA)	(dBA)	(dBA)	(dBA)	Output (kW)	HH WS (m/s)	WD @ 75m (degrees)	Temp. (°C)	Avg. WS @ 2m (m/s)	Gust WS @ 2m (m/s)	Avg. WS @ 2m (m/s)	Gust WS @ 2m (m/s)	Precip. (mm)
Thursday, July 25, 2013	8:30	0:10	35	44	36	33	-4	1.4	53	12	0.0	0.0	0.0	0.0	0.0
Thursday, July 25, 2013	8:40	0:10	36	60	37	33	-5	0.7	59	13	0.0	0.0	0.0	0.0	0.0
Thursday, July 25, 2013	8:50	0:10	35	56	36	33	-5	1.0	44	13	0.0	0.0	0.0	0.0	0.0
Thursday, July 25, 2013	9:00	0:10	35	45	37	33	-4	0.8	350	14	0.0	0.0	0.0	0.0	0.0
Thursday, July 25, 2013	9:10	0:10	35	45	36	33	0	0.8	324	14	0.0	0.0	0.0	0.0	0.0
Thursday, July 25, 2013	9:20	0:10	52	73	38	33	-1	1.6	66	13	0.0	0.0	0.0	0.0	0.0
Thursday, July 25, 2013	9:30	0:10	41	60	38	33	-1	1.9	52	14	0.0	0.0	0.0	0.0	0.0
Thursday, July 25, 2013	9:40	0:10	44	60	46	34	0	2.2	75	13	0.0	0.0	0.0	0.0	0.0
Thursday, July 25, 2013	9:50	0:10	38	67	37	32	0	1.9	75	13	0.0	0.0	0.0	0.0	0.0
Thursday, July 25, 2013	10:00	0:10	52	79	35	32	-5	3.3	101	13	0.0	0.2	0.0	0.0	0.0
Thursday, July 25, 2013	10:10	0:10	45	75	36	33	53	4.2	109	13	0.2	1.5	0.0	1.5	0.0
Thursday, July 25, 2013	10:20	0:10	39	70	37	34	55	4.1	121	13	0.2	2.0	0.0	0.0	0.0
Thursday, July 25, 2013	10:30	0:10	42	73	36	33	36	3.6	103	13	0.2	1.9	0.0	0.0	0.0
Thursday, July 25, 2013	10:40	0:10	36	52	39	33	-1	2.8	107	13	0.2	1.3	0.0	2.2	0.0
Thursday, July 25, 2013	10:50	0:10	44	75	39	33	10	2.9	110	13	0.2	1.9	0.0	0.0	0.0
Thursday, July 25, 2013	11:00	0:10	36	46	38	33	-4	2.7	143	14	0.2	1.1	0.0	0.6	0.0
Thursday, July 25, 2013	11:10	0:10	35	44	37	33	-5	2.4	105	14	0.2	1.5	0.0	0.0	0.0
Thursday, July 25, 2013	11:20	0:10	39	65	40	33	8	3.2	79	14	0.2	1.9	0.0	0.0	0.0
Thursday, July 25, 2013	11:30	0:10	35	51	37	32	-4	2.7	107	14	0.4	1.5	0.0	0.0	0.0
Thursday, July 25, 2013	11:40	0:10	34	44	35	32	-4	2.2	92	15	0.2	1.3	0.0	0.0	0.0
Thursday, July 25, 2013	11:50	0:10	49	67	50	32	4	2.5	125	15	0.0	1.3	0.0	0.0	0.0
Thursday, July 25, 2013	12:00	0:10	45	67	45	33	-5	1.6	89	15	0.2	1.5	0.0	0.0	0.0
Thursday, July 25, 2013	12:10	0:10	37	66	36	33	-5	1.8	41	15	0.2	1.3	0.0	0.0	0.0
Thursday, July 25, 2013	12:20	0:10	35	51	38	33	-5	2.2	50	15	0.2	1.7	0.0	0.0	0.0
Thursday, July 25, 2013	12:30	0:10	43	64	42	33	-5	2.1	71	15	0.4	1.5	0.0	0.0	0.0
Thursday, July 25, 2013	12:40	0:10	35	54	37	33	-7	2.8	97	15	0.4	1.7	0.0	0.0	0.0
Thursday, July 25, 2013	12:50	0:10	35	55	36	32	1	3.1	67	16	0.4	1.7	0.0	0.0	0.0
Thursday, July 25, 2013	13:00	0:10	35	55	35	32	0	2.9	56	16	0.4	1.3	0.0	0.0	0.0
Thursday, July 25, 2013	13:10	0:10	35	57	36	31	-5	2.2	106	16	0.2	0.9	0.0	0.0	0.0
Thursday, July 25, 2013	13:20	0:10	37	58	39	32	-6	2.8	120	16	0.2	1.3	0.0	0.0	0.0
Thursday, July 25, 2013	13:30	0:10	36	47	40	31	-5	1.8	151	17	0.2	1.5	0.0	0.0	0.0
Thursday, July 25, 2013	13:40	0:10	34	50	36	31	-5	1.6	89	17	0.2	1.3	0.0	0.0	0.0
Thursday, July 25, 2013	13:50	0:10	35	48	37	31	-6	2.7	127	17	0.2	1.9	0.0	0.0	0.0
Thursday, July 25, 2013	14:00	0:10	33	57	33	31	-4	2.9	164	17	0.2	1.7	0.0	0.0	0.0
Thursday, July 25, 2013	14:10	0:10	38	62	39	31	-2	2.2	104	17	0.2	2.0	0.0	0.6	0.0
Thursday, July 25, 2013	14:20	0:10	35	48	39	31	0	3.3	104	16	0.2	1.9	0.0	0.0	0.0
Thursday, July 25, 2013	14:30	0:10	33	44	35	31	0	2.1	100	16	0.0	0.4	0.0	0.0	0.0
Thursday, July 25, 2013	14:40	0:10	34	47	37	31	0	3.6	101	17	0.0	0.9	0.0	0.0	0.0
Thursday, July 25, 2013	14:50	0:10	48	64	53	31	0	3.3	96	16	0.0	0.4	0.0	0.0	0.0
Thursday, July 25, 2013	15:00	0:10	48	61	53	31	-1	2.5	77	16	0.0	0.0	0.0	0.0	0.0
Thursday, July 25, 2013	15:10	0:10	32	45	33	30	-1	2.2	83	16	0.0	0.0	0.0	0.0	0.0
Thursday, July 25, 2013	15:20	0:10	33	43	34	31	-4	2.7	121	17	0.0	0.0	0.0	0.0	0.0
Thursday, July 25, 2013	15:30	0:10	35	51	38	31	-5	2.5	128	17	0.2	1.7	0.0	0.0	0.0
Thursday, July 25, 2013	15:40	0:10	42	57	46	31	-6	2.8	118	17	0.0	0.7	0.0	0.0	0.0
Thursday, July 25, 2013	15:50	0:10	37	51	41	31	-6	2.5	126	17	0.2	1.1	0.0	1.3	0.0
Thursday, July 25, 2013	16:00	0:10	34	52	35	30	-4	1.9	104	17	0.0	0.7	0.0	0.0	0.0
Thursday, July 25, 2013	16:10	0:10	34	59	36	30	-5	1.5	86	17	0.0	0.9	0.0	0.0	0.0
Thursday, July 25, 2013	16:20	0:10	37	50	42	30	-5	1.3	32	17	0.0	0.2	0.0	0.0	0.0
Thursday, July 25, 2013	16:30	0:10	33	44	34	30	-5	0.7	345	17	0.0	0.0	0.0	0.0	0.0
Thursday, July 25, 2013	16:40	0:10	31	40	33	30	-5	0.7	339	17	0.0	0.0	0.0	0.0	0.0
Thursday, July 25, 2013	16:50	0:10	32	45	34	31	-1	1.3	335	17	0.0	0.0	0.0	0.0	0.0
Thursday, July 25, 2013	17:00	0:10	46	72	36	31	0	1.3	335	17	0.0	0.0	0.0	0.0	0.0
Thursday, July 25, 2013	17:10	0:10	32	39	34	30	-1	0.8	281	17	0.0	0.0	0.0	0.0	0.0
Thursday, July 25, 2013	17:20	0:10	32	44	33	30	-1	0.6	271	17	0.0	0.0	0.0	0.0	0.0
Thursday, July 25, 2013	17:30	0:10	36	61	35	31	0	0.6	271	17	0.0	0.0	0.0	0.0	0.0
Thursday, July 25, 2013	17:40	0:10	39	67	39	31	0	0.9	284	16	0.0	0.0	0.0	0.0	0.0
Thursday, July 25, 2013	17:50	0:10	36	52	38	31	0	1.1	308	16	0.0	0.0	0.0	0.0	0.0
Thursday, July 25, 2013	18:00	0:10	37	62	35	30	0	1.8	42	16	0.0	0.0	0.0	0.0	0.0
Thursday, July 25, 2013	18:10	0:10	36	48	40	31	0	1.8	42	16	0.0	0.0	0.0	0.0	0.0
Thursday, July 25, 2013	18:20	0:10	36	50	38	31	0	1.6	41	16	0.0	0.0	0.0	0.0	0.0
Thursday, July 25, 2013	18:30	0:10	48	76	47	31	0	2.2	41	16	0.0	0.0	0.0	0.0	0.0
Thursday, July 25, 2013	18:40	0:10	36	58	37	32	-1	2.3	41	16	0.0	0.0	0.0	0.0	0.0
Thursday, July 25, 2013	18:50	0:10	34	49	37	31	0	1.6	41	15	0.0	0.0	0.0	0.0	0.0
Thursday, July 25, 2013	19:00	0:10	33	42	35	32	0	1.7	41	15	0.0	0.0	0.0	0.0	0.0
Thursday, July 25, 2013	19:10	0:10	35	58	36	31	-1	1.9	41	15	0.0	0.0	0.0	0.0	0.0
Thursday, July 25, 2013	19:20	0:10	35	46	38	31	0	2.5	48	15	0.0	0.0	0.0	0.0	0.0
Thursday, July 25, 2013	19:30	0:10	34	44	36	31	0	2.5	64	15	0.0	0.0	0.0	0.0	0.0
Thursday, July 25, 2013	19:40	0:10	33	43	35	31	-1	1.9	65	15	0.0	0.0	0.0	0.0	0.0
Thursday, July 25, 2013	19:50	0:10	32	44	34	31	-1	2.0	72	15	0.0	0.0	0.0	0.0	0.0
Thursday, July 25, 2013	20:00	0:10	32	40	33	30	0	2.4	76	15	0.0	0.0	0.0	0.0	0.0
Thursday, July 25, 2013	20:10	0:10	32	43	33	30	0	2.1	63	15	0.0	0.0	0.0	0.0	0.0
Thursday, July 25, 2013	20:20	0:10	32	43	34	30	0	2.0	67	15	0.0	0.0	0.0	0.0	0.0
Thursday, July 25, 2013	20:30	0:10	38	52	40	30	-1	1.8	62	15	0.0	0.0	0.0	0.0	0.0
Thursday, July 25, 2013	20:40	0:10	32	38	33	30	0	1.8	62	15	0.0	0.0	0.0	0.0	0.0
Thursday, July 25, 2013	20:50	0:10	32	37	33	30	0	1.8	67	15	0.0	0.0	0.0	0.0	0.0
Thursday, July 25, 2013	21:00	0:10	32	37	33	31	-1	1.5	61	15	0.0	0.0	0.0	0.0	0.0
Thursday, July 25, 2013	21:10	0:10	32	42	34	31	0	1.8	54	15	0.0	0.0	0.0	0.0	0.0
Thursday, July 25, 2013	21:20	0:10	31	39	32	30	-1	2.2	61	14	0.0	0.0	0.0	0.0	0.0
Thursday, July 25, 2013	21:30	0:10	37	56	40	30	0	1.9	63	15	0.0	0.0	0.0	0.0	0.0
Thursday, July 25, 2013	21:40	0:10	32	41	33	31	0	2.2	63	15	0.0	0.0	0.0	0.0	0.0
Thursday, July 25, 2013	21:50	0:10	32	40	34	31	0	2.1	63	15	0.0	0.0	0.0	0.0	0.0
Thursday, July 25, 2013	22:00	0:10	32	42	34	30	0	1.9	64	15	0.0	0.0	0.0	0.0	0.0
Thursday, July 25, 2013	22:10	0:10	32	42	34	30	0	2.0	62	15	0.0	0.0	0.0	0.0	0.0
Thursday, July 25, 2013	22:20	0:10	32	46	34	30	0	2.7	51	15	0.0	0.0	0.0	0.0	0.0
Thursday, July 25, 2013	22:30	0:10	31	39	32	30	-1	2.2	43	15	0.0	0.0	0.0	0.0	0.0
Thursday, July 25, 2013	22:40	0:10	34	49	35	30	-2	3.1	52	14	0.0	0.0	0.0	0.0	0.0
Thursday, July 25, 2013	22:50	0:10	32	41	33	30	-1	3.0	57	15	0.0	0.0	0.0	0.0	0.0
Thursday, July 25, 2013	23:														

Table A-1: Location A Summer Compliance Evaluation

Date	Time	Duration	Leq	Lmax	L(10)	L(90)	WT N2	WT N2	Onsite Met	Onsite Met	Loc. A	Loc. A	Loc. 6	Loc. 6	Loc. 6
	Start Time	(min)	(dBA)	(dBA)	(dBA)	(dBA)	Output (kW)	HH WS (m/s)	WD @ 75m (degrees)	Temp. (°C)	Avg. WS @ 2m (m/s)	Gust WS @ 2m (m/s)	Avg. WS @ 2m (m/s)	Gust WS @ 2m (m/s)	Precip. (mm)
Thursday, July 25, 2013	23:30	0:10	31	36	32	30	-5	1.5	62	15	0.0	0.0	0.0	0.0	0.0
Thursday, July 25, 2013	23:40	0:10	30	37	31	30	-5	1.7	70	15	0.0	0.0	0.0	0.0	0.0
Thursday, July 25, 2013	23:50	0:10	30	40	30	30	-4	1.4	70	15	0.0	0.0	0.0	0.0	0.0
Friday, July 26, 2013	0:00	0:10	32	45	33	30	-1	2.6	67	15	0.0	0.0	0.0	0.0	0.0
Friday, July 26, 2013	0:10	0:10	30	37	31	29	-3	2.9	67	15	0.0	0.0	0.0	0.0	0.0
Friday, July 26, 2013	0:20	0:10	32	42	33	30	5.5	4.2	73	15	0.0	0.0	0.0	0.0	0.0
Friday, July 26, 2013	0:30	0:10	34	51	35	29	5	3.2	75	15	0.0	0.0	0.0	0.0	0.0
Friday, July 26, 2013	0:40	0:10	30	41	30	30	-1	2.9	78	14	0.0	0.0	0.0	0.0	0.0
Friday, July 26, 2013	0:50	0:10	30	38	30	30	-5	2.0	74	14	0.0	0.0	0.0	0.0	0.0
Friday, July 26, 2013	1:00	0:10	30	38	31	30	-5	3.0	75	14	0.0	0.0	0.0	0.0	0.0
Friday, July 26, 2013	1:10	0:10	31	41	32	30	-6	2.8	75	14	0.0	0.0	0.0	0.0	0.0
Friday, July 26, 2013	1:20	0:10	31	38	31	30	-4	1.9	66	14	0.0	0.0	0.0	0.0	0.0
Friday, July 26, 2013	1:30	0:10	31	40	32	30	-5	1.2	59	14	0.0	0.0	0.0	0.0	0.0
Friday, July 26, 2013	1:40	0:10	30	39	31	30	-5	2.0	52	14	0.0	0.0	0.0	0.0	0.0
Friday, July 26, 2013	1:50	0:10	30	36	30	30	-5	1.7	63	14	0.0	0.0	0.0	0.0	0.0
Friday, July 26, 2013	2:00	0:10	33	53	31	30	-5	1.9	62	14	0.0	0.0	0.0	0.0	0.0
Friday, July 26, 2013	2:10	0:10	34	54	33	30	-2	1.5	65	14	0.0	0.0	0.0	0.0	0.0
Friday, July 26, 2013	2:20	0:10	31	39	31	30	0	1.8	70	14	0.0	0.0	0.0	0.0	0.0
Friday, July 26, 2013	2:30	0:10	30	37	30	30	0	2.6	72	15	0.0	0.0	0.0	0.0	0.0
Friday, July 26, 2013	2:40	0:10	30	39	30	30	0	3.2	74	15	0.0	0.0	0.0	0.0	0.0
Friday, July 26, 2013	2:50	0:10	30	37	31	30	0	2.5	75	14	0.0	0.0	0.0	0.0	0.0
Friday, July 26, 2013	3:00	0:10	30	38	31	30	-1	2.0	79	14	0.0	0.0	0.0	0.0	0.0
Friday, July 26, 2013	3:10	0:10	30	40	32	29	0	1.0	82	14	0.0	0.0	0.0	0.0	0.0
Friday, July 26, 2013	3:20	0:10	30	38	30	29	0	0.8	76	14	0.0	0.0	0.0	0.0	0.0
Friday, July 26, 2013	3:30	0:10	30	35	30	29	0	1.0	67	14	0.0	0.0	0.0	0.0	0.0
Friday, July 26, 2013	3:40	0:10	30	46	30	29	0	0.9	65	14	0.0	0.0	0.0	0.0	0.0
Friday, July 26, 2013	3:50	0:10	30	39	30	29	0	0.8	62	14	0.0	0.0	0.0	0.0	0.0
Friday, July 26, 2013	4:00	0:10	30	40	32	29	-1	1.0	61	14	0.0	0.0	0.0	0.0	0.0
Friday, July 26, 2013	4:10	0:10	30	38	30	29	-1	1.0	61	14	0.0	0.0	0.0	0.0	0.0
Friday, July 26, 2013	4:20	0:10	32	40	34	30	-1	1.0	49	14	0.0	0.0	0.0	0.0	0.0
Friday, July 26, 2013	4:30	0:10	33	42	36	30	-1	1.0	39	14	0.0	0.0	0.0	0.0	0.0
Friday, July 26, 2013	4:40	0:10	34	45	36	30	-1	2.7	33	14	0.0	0.0	0.0	0.0	0.0
Friday, July 26, 2013	4:50	0:10	35	42	38	32	-5	2.8	22	14	0.0	0.0	0.0	0.0	0.0
Friday, July 26, 2013	5:00	0:10	37	48	39	32	-4	2.5	12	14	0.0	0.0	0.0	0.0	0.0
Friday, July 26, 2013	5:10	0:10	37	44	39	33	-6	2.4	6	14	0.0	0.0	0.0	0.0	0.0
Friday, July 26, 2013	5:20	0:10	36	46	38	32	7	3.0	6	14	0.0	0.0	0.0	0.0	0.0
Friday, July 26, 2013	5:30	0:10	36	43	38	32	-7	2.8	13	14	0.0	0.0	0.0	0.0	0.0
Friday, July 26, 2013	5:40	0:10	36	45	39	33	27	3.4	2	14	0.0	0.0	0.0	0.0	0.0
Friday, July 26, 2013	5:50	0:10	35	47	36	32	102	4.5	344	14	0.0	0.0	0.0	0.0	0.0
Friday, July 26, 2013	6:00	0:10	37	46	40	33	119	4.7	340	14	0.0	0.0	0.0	0.0	0.0
Friday, July 26, 2013	6:10	0:10	37	50	40	33	176	5.2	331	14	0.0	0.0	0.0	0.0	0.0
Friday, July 26, 2013	6:20	0:10	34	42	37	32	116	4.7	320	13	0.0	0.0	0.0	0.0	0.0
Friday, July 26, 2013	6:30	0:10	35	44	37	33	80	4.3	325	13	0.0	0.0	0.0	0.0	0.0
Friday, July 26, 2013	6:40	0:10	35	44	37	32	65	3.9	335	13	0.0	0.0	0.0	0.0	0.0
Friday, July 26, 2013	6:50	0:10	36	47	39	32	99	4.4	343	14	0.0	0.0	0.0	0.0	0.0
Friday, July 26, 2013	7:00	0:10	37	49	39	33	104	4.5	344	14	0.0	0.0	0.0	0.0	0.0
Friday, July 26, 2013	7:10	0:10	37	53	40	34	132	4.9	358	14	0.0	0.0	0.0	0.0	0.0
Friday, July 26, 2013	7:20	0:10	36	47	38	33	179	5.2	346	14	0.0	0.0	0.0	0.2	0.0
Friday, July 26, 2013	7:30	0:10	42	68	40	33	116	4.5	338	14	0.0	0.0	0.0	0.0	0.0
Friday, July 26, 2013	7:40	0:10	36	44	38	34	95	4.4	328	14	0.0	0.0	0.0	0.0	0.0
Friday, July 26, 2013	7:50	0:10	36	51	39	33	94	4.4	332	14	0.0	0.0	0.0	0.0	0.0
Friday, July 26, 2013	8:00	0:10	35	46	37	31	26	3.3	331	14	0.0	0.0	0.0	0.0	0.0
Friday, July 26, 2013	8:10	0:10	34	47	36	31	80	4.3	354	14	0.0	0.0	0.0	0.0	0.0
Friday, July 26, 2013	8:20	0:10	36	46	38	32	58	3.9	348	14	0.0	0.0	0.0	0.0	0.0
Friday, July 26, 2013	8:30	0:10	36	58	38	32	67	4.1	345	14	0.0	0.0	0.0	0.0	0.0
Friday, July 26, 2013	8:40	0:10	49	74	38	31	36	3.7	336	14	0.0	0.0	0.0	0.0	0.0
Friday, July 26, 2013	8:50	0:10	38	59	40	32	38	3.6	349	15	0.0	0.0	0.0	0.0	0.0
Friday, July 26, 2013	9:00	0:10	38	55	40	33	66	4.2	336	15	0.0	1.3	0.0	0.0	0.0
Friday, July 26, 2013	9:10	0:10	40	67	38	32	33	3.5	335	15	0.0	1.5	0.0	0.7	0.0
Friday, July 26, 2013	9:20	0:10	33	41	36	30	-7	2.9	328	15	0.0	0.0	0.0	0.0	0.0
Friday, July 26, 2013	9:30	0:10	34	43	36	31	-4	2.6	339	15	0.0	0.6	0.0	0.0	0.0
Friday, July 26, 2013	9:40	0:10	33	43	35	30	-5	2.4	359	15	0.2	1.1	0.0	0.0	0.0
Friday, July 26, 2013	9:50	0:10	35	62	36	31	-6	2.5	0	16	0.0	0.7	0.0	0.4	0.0
Friday, July 26, 2013	10:00	0:10	42	62	40	31	-5	2.6	360	16	0.0	0.7	0.0	0.0	0.0
Friday, July 26, 2013	10:10	0:10	41	70	38	33	43	3.7	6	16	0.0	0.0	0.0	0.0	0.0
Friday, July 26, 2013	10:20	0:03	39	61	39	32	37	3.7	355	16	0.2	1.1	0.0	0.2	0.0
Friday, July 26, 2013	11:00	0:10	52	85	43	34	7	3.3	351	16	0.0	1.3	0.2	2.6	0.0
Friday, July 26, 2013	11:10	0:10	38	50	41	35	2	3.0	4	16	0.2	1.5	0.0	0.9	0.0
Friday, July 26, 2013	11:20	0:10	41	59	43	38	36	3.6	339	16	0.2	1.7	0.0	1.7	0.0
Friday, July 26, 2013	11:30	0:10	40	56	41	37	91	4.3	332	16	0.2	1.5	0.0	0.6	0.0
Friday, July 26, 2013	11:40	0:10	40	56	41	37	85	4.0	325	16	0.2	1.3	0.2	2.4	0.0
Friday, July 26, 2013	11:50	0:10	42	60	44	38	69	3.9	324	16	0.0	0.4	0.2	2.0	0.0
Friday, July 26, 2013	12:00	0:10	44	65	45	39	136	4.8	330	17	0.0	0.6	0.0	1.5	0.0
Friday, July 26, 2013	12:10	0:10	43	64	44	39	159	4.9	324	17	0.2	1.7	0.2	2.4	0.0
Friday, July 26, 2013	12:20	0:10	40	52	42	37	246	5.7	319	17	0.0	1.7	0.2	2.0	0.0
Friday, July 26, 2013	12:30	0:10	38	53	40	35	288	6.1	315	18	0.0	1.1	0.2	2.2	0.0
Friday, July 26, 2013	12:40	0:10	39	58	42	36	166	5.0	319	18	0.0	0.6	0.2	3.3	0.0
Friday, July 26, 2013	12:50	0:10	42	53	45	37	161	5.0	324	19	0.0	0.9	0.2	3.3	0.0
Friday, July 26, 2013	13:00	0:10	41	65	42	36	192	5.4	315	19	0.4	2.6	0.6	3.2	0.0
Friday, July 26, 2013	13:10	0:10	40	69	41	36	201	5.2	315	18	0.2	1.5	0.4	2.8	0.0
Friday, July 26, 2013	13:20	0:10	39	51	41	37	296	6.1	312	19	0.2	1.1	0.4	3.3	0.0
Friday, July 26, 2013	13:30	0:10	38	47	40	35	296	5.9	306	19	0.0	1.3	0.4	4.3	0.0
Friday, July 26, 2013	13:40	0:10	41	55	43	37	469	7.2	306	20	0.4	1.9	0.7	3.7	0.0
Friday, July 26, 2013	13:50	0:10	43	51	46	40	518	7.2	315	20	0.4	2.2	0.7	3.7	0.0
Friday, July 26, 2013	14:00	0:10	43	56	47	38	43	7.4	310	21	0.4	2.0	0.7	4.1	0.0
Friday, July 26, 2013	14:10	0:10	42	57	45	38	-4	6.5	314	20	0.6	2.8	0.9	6.3	0.0
Friday, July 26, 2013	14:20	0:10	39	48	41	35	-4	7.0	307	20	0.2	1.9	1.5	4.4	0.0
Friday, July 26,															

Table A-1: Location A Summer Compliance Evaluation

Date	Time	Duration	Leq	Lmax	L(10)	L(90)	WT N2	WT N2	Onsite Met	Onsite Met	Loc. A	Loc. A	Loc. 6	Loc. 6	Loc. 6
	Start Time	(min)	(dBA)	(dBA)	(dBA)	(dBA)	Output (kW)	HH WS (m/s)	WD @ 75m (degrees)	Temp. (°C)	Avg. WS @ 2m (m/s)	Gust WS @ 2m (m/s)	Avg. WS @ 2m (m/s)	Gust WS @ 2m (m/s)	Precip. (mm)
Friday, July 26, 2013	15:00	0:10	44	53	46	41	763	8.9	313	20	0.6	2.6	0.6	4.4	0.0
Friday, July 26, 2013	15:10	0:10	43	48	45	41	913	8.5	311	20	0.6	2.4	0.9	3.9	0.0
Friday, July 26, 2013	15:20	0:10	45	60	48	42	1229	10.0	314	20	0.7	3.2	1.3	4.3	0.0
Friday, July 26, 2013	15:30	0:10	43	53	45	41	1021	9.2	322	21	0.4	2.6	0.7	4.4	0.0
Friday, July 26, 2013	15:40	0:10	42	58	45	38	570	7.6	312	21	0.6	2.6	0.7	4.6	0.0
Friday, July 26, 2013	15:50	0:10	47	64	47	39	730	8.1	317	21	0.6	2.6	0.9	3.9	0.0
Friday, July 26, 2013	16:00	0:10	43	53	45	39	704	8.3	316	22	0.2	2.6	1.1	4.1	0.0
Friday, July 26, 2013	16:10	0:02	50	73	47	41	752	8.0	310	21	0.4	2.8	1.3	4.8	0.0
Friday, July 26, 2013	19:00	0:10	52	86	49	41	762	8.3	312	18	0.6	4.1	0.4	4.4	0.0
Friday, July 26, 2013	19:10	0:10	42	60	44	39	1002	9.1	309	19	0.2	1.7	0.6	3.3	0.0
Friday, July 26, 2013	19:20	0:10	44	56	45	41	1241	10.1	313	18	0.4	2.2	0.6	3.7	0.0
Friday, July 26, 2013	19:30	0:10	42	48	44	40	1317	10.2	323	18	0.4	3.2	0.2	3.5	0.0
Friday, July 26, 2013	19:40	0:10	43	49	45	41	1403	10.7	324	18	0.0	1.3	0.4	3.2	0.0
Friday, July 26, 2013	19:50	0:10	43	48	45	41	1599	11.5	325	17	0.2	1.1	0.6	3.9	0.0
Friday, July 26, 2013	20:00	0:10	44	55	45	42	1745	11.6	329	17	0.2	2.0	0.6	3.5	0.0
Friday, July 26, 2013	20:10	0:10	43	50	45	41	1398	10.6	317	17	0.2	3.0	0.6	3.7	0.0
Friday, July 26, 2013	20:20	0:10	42	47	43	39	1178	9.5	318	17	0.2	1.3	0.2	3.3	0.0
Friday, July 26, 2013	20:30	0:10	42	47	44	40	1324	10.1	321	17	0.0	0.6	0.0	0.0	0.0
Friday, July 26, 2013	20:40	0:10	43	49	45	41	1409	10.2	319	16	0.0	0.9	0.0	0.0	0.0
Friday, July 26, 2013	20:50	0:10	42	49	44	40	1175	9.8	326	16	0.2	1.7	0.2	2.6	0.0
Friday, July 26, 2013	21:00	0:10	41	48	43	39	952	9.0	320	16	0.2	1.9	0.2	3.2	0.0
Friday, July 26, 2013	21:10	0:10	41	57	43	39	940	8.9	318	16	0.0	0.2	0.0	1.5	0.0
Friday, July 26, 2013	21:20	0:10	39	46	40	36	636	7.7	318	16	0.0	2.0	0.2	2.2	0.0
Friday, July 26, 2013	21:30	0:10	36	42	38	33	443	6.8	316	16	0.0	0.4	0.0	2.8	0.0
Friday, July 26, 2013	21:40	0:10	33	52	35	32	281	5.9	311	16	0.0	0.0	0.0	0.0	0.0
Friday, July 26, 2013	21:50	0:10	33	39	35	32	305	6.1	312	15	0.0	0.0	0.0	0.0	0.0
Friday, July 26, 2013	22:00	0:10	34	44	36	32	392	6.6	312	15	0.0	0.0	0.0	1.9	0.0
Friday, July 26, 2013	22:10	0:10	37	46	38	35	501	7.1	310	15	0.0	0.0	0.0	2.8	0.0
Friday, July 26, 2013	22:20	0:10	38	48	40	35	554	7.3	310	15	0.0	0.0	0.2	2.2	0.0
Friday, July 26, 2013	22:30	0:10	38	54	39	35	526	7.2	307	15	0.0	0.0	0.2	2.8	0.0
Friday, July 26, 2013	22:40	0:10	35	42	36	33	359	6.4	319	15	0.0	0.0	0.4	3.3	0.0
Friday, July 26, 2013	22:50	0:10	36	41	38	33	402	6.7	324	15	0.0	0.2	0.4	3.2	0.0
Friday, July 26, 2013	23:00	0:10	38	45	39	36	639	7.7	321	15	0.0	0.0	0.2	1.9	0.0
Friday, July 26, 2013	23:10	0:10	37	49	38	36	522	7.3	314	15	0.0	0.0	0.2	2.6	0.0
Friday, July 26, 2013	23:20	0:10	38	44	40	36	698	8.0	310	15	0.0	0.4	0.2	2.6	0.0
Friday, July 26, 2013	23:30	0:10	39	46	41	37	800	8.1	306	14	0.0	0.0	0.4	3.0	0.0
Friday, July 26, 2013	23:40	0:10	35	44	37	33	452	6.7	306	14	0.0	0.0	0.2	3.2	0.0
Friday, July 26, 2013	23:50	0:10	35	48	38	32	310	6.2	314	14	0.0	0.4	0.2	2.4	0.0
Saturday, July 27, 2013	0:00	0:10	37	49	39	33	342	6.2	318	14	0.0	0.2	0.2	2.6	0.0
Saturday, July 27, 2013	0:10	0:10	34	44	36	32	272	5.9	317	14	0.0	0.4	0.2	2.2	0.0
Saturday, July 27, 2013	0:20	0:10	33	42	35	31	216	5.6	318	14	0.0	0.7	0.2	2.0	0.0
Saturday, July 27, 2013	0:30	0:10	35	43	37	33	508	7.2	315	14	0.0	0.0	0.0	1.7	0.0
Saturday, July 27, 2013	0:40	0:10	36	46	38	33	562	7.2	323	14	0.0	0.0	0.2	2.6	0.0
Saturday, July 27, 2013	0:50	0:10	32	41	34	31	244	5.6	321	14	0.0	0.0	0.2	2.0	0.0
Saturday, July 27, 2013	1:00	0:10	35	41	37	32	458	6.9	316	14	0.0	0.2	0.0	1.3	0.0
Saturday, July 27, 2013	1:10	0:10	35	40	36	34	430	6.7	315	14	0.0	0.2	0.4	1.9	0.0
Saturday, July 27, 2013	1:20	0:10	33	40	34	32	270	6.0	316	14	0.0	0.0	0.0	1.9	0.0
Saturday, July 27, 2013	1:30	0:10	34	40	36	33	401	6.6	318	14	0.0	0.0	0.0	2.2	0.0
Saturday, July 27, 2013	1:40	0:10	38	46	40	35	722	7.9	315	14	0.0	0.0	0.0	2.2	0.0
Saturday, July 27, 2013	1:50	0:10	36	42	38	32	457	7.0	317	14	0.0	0.2	0.2	2.6	0.0
Saturday, July 27, 2013	2:00	0:10	33	40	34	31	-4	6.2	320	14	0.0	0.2	0.2	1.9	0.0
Saturday, July 27, 2013	2:10	0:10	33	39	35	31	-4	6.1	316	14	0.0	1.1	0.4	2.8	0.0
Saturday, July 27, 2013	2:20	0:10	33	37	34	31	-4	6.8	315	14	0.0	0.4	0.2	2.6	0.0
Saturday, July 27, 2013	2:30	0:10	34	38	35	32	-4	7.9	318	14	0.0	0.2	0.2	1.7	0.0
Saturday, July 27, 2013	2:40	0:10	34	44	35	33	-4	7.8	317	14	0.0	0.2	0.0	1.7	0.0
Saturday, July 27, 2013	2:50	0:10	33	38	35	32	-4	7.7	317	14	0.0	0.0	0.0	1.5	0.0
Saturday, July 27, 2013	3:00	0:10	37	43	38	34	495	7.8	320	14	0.0	0.2	0.0	1.1	0.0
Saturday, July 27, 2013	3:10	0:10	38	45	40	36	745	7.9	315	14	0.0	0.2	0.4	3.3	0.0
Saturday, July 27, 2013	3:20	0:10	37	45	39	35	627	7.5	314	14	0.0	0.2	0.6	3.7	0.0
Saturday, July 27, 2013	3:30	0:10	35	39	36	33	356	6.4	314	14	0.0	0.9	0.7	4.1	0.0
Saturday, July 27, 2013	3:40	0:10	35	47	37	34	336	6.3	314	14	0.0	0.4	0.6	3.3	0.0
Saturday, July 27, 2013	3:50	0:10	35	40	36	33	242	5.7	312	14	0.0	0.9	0.6	4.4	0.0
Saturday, July 27, 2013	4:00	0:10	34	41	35	32	232	5.5	318	14	0.0	0.4	0.6	3.3	0.0
Saturday, July 27, 2013	4:10	0:10	33	37	34	31	197	5.4	325	14	0.0	0.0	0.4	2.6	0.0
Saturday, July 27, 2013	4:20	0:10	33	37	34	32	144	5.0	323	14	0.0	1.3	0.2	2.2	0.0
Saturday, July 27, 2013	4:30	0:10	34	44	35	32	150	5.2	320	14	0.0	0.6	0.2	3.3	0.0
Saturday, July 27, 2013	4:40	0:10	38	46	40	33	314	6.3	316	13	0.0	0.2	0.0	1.1	0.0
Saturday, July 27, 2013	4:50	0:10	38	46	40	34	161	7.3	319	13	0.0	0.0	0.0	1.9	0.0
Saturday, July 27, 2013	5:00	0:10	38	47	41	34	-7	5.9	320	13	0.0	0.6	0.0	0.7	0.0
Saturday, July 27, 2013	5:10	0:10	38	46	41	34	-5	5.4	314	13	0.0	0.6	0.0	2.0	0.0
Saturday, July 27, 2013	5:20	0:10	39	54	41	33	-5	4.8	310	13	0.0	0.0	0.0	1.9	0.0
Saturday, July 27, 2013	5:30	0:10	35	40	37	32	-5	4.8	308	13	0.0	0.6	0.0	2.6	0.0
Saturday, July 27, 2013	5:40	0:10	36	47	39	33	-5	5.0	308	13	0.0	0.0	0.0	3.0	0.0
Saturday, July 27, 2013	5:50	0:10	35	47	37	33	-5	4.5	309	13	0.0	0.6	0.2	2.2	0.0
Saturday, July 27, 2013	6:00	0:10	34	42	35	31	-2	3.9	310	14	0.0	0.2	0.2	2.4	0.0
Saturday, July 27, 2013	6:10	0:10	34	41	36	32	-2	4.4	312	14	0.0	0.0	0.0	1.9	0.0
Saturday, July 27, 2013	6:20	0:10	35	45	37	32	-2	4.5	319	14	0.0	0.6	0.0	1.1	0.0
Saturday, July 27, 2013	6:30	0:10	35	42	37	33	0	5.7	323	14	0.0	0.0	0.0	1.3	0.0
Saturday, July 27, 2013	6:40	0:10	35	41	37	32	-1	5.6	318	14	0.0	0.0	0.0	1.1	0.0
Saturday, July 27, 2013	6:50	0:10	37	60	37	33	-1	5.8	316	14	0.0	0.4	0.0	0.0	0.0
Saturday, July 27, 2013	7:00	0:10	37	50	39	34	-1	5.8	310	14	0.0	0.0	0.0	2.0	0.0
Saturday, July 27, 2013	7:10	0:10	35	49	38	32	-1	5.4	312	15	0.0	0.0	0.2	3.2	0.0
Saturday, July 27, 2013	7:20	0:10	34	44	37	32	-1	5.0	321	15	0.0	0.0	0.4	3.3	0.0
Saturday, July 27, 2013	7:30	0:10	36	45	38	33	-1	5.0	328	16	0.0	0.0	0.2	2.8	0.0
Saturday, July 27, 2013	7:40	0:10	36	49	38	33	-1	4.9	329	16	0.0	0.0	0.2	2.6	0.0
Saturday, July 27, 2013	7:50	0:10	35	50	37	33	-1	4.8	333	16	0.0	0.4	0.0	2.4	0.0
Saturday, July															

Table A-1: Location A Summer Compliance Evaluation

Date	Time	Duration	Leq	Lmax	L(10)	L(90)	WT N2	WT N2	Onsite Met	Onsite Met	Loc. A	Loc. A	Loc. 6	Loc. 6	Loc. 6
	Start Time	(min)	(dBA)	(dBA)	(dBA)	(dBA)	Output (kW)	HH WS (m/s)	WD @ 75m (degrees)	Temp. (°C)	Avg. WS @ 2m (m/s)	Gust WS @ 2m (m/s)	Avg. WS @ 2m (m/s)	Gust WS @ 2m (m/s)	Precip. (mm)
Saturday, July 27, 2013	8:40	0:10	37	47	39	34	171	5.1	323	18	0.0	0.2	0.6	4.1	0.0
Saturday, July 27, 2013	8:50	0:10	36	46	38	34	180	5.2	323	18	0.0	0.0	0.2	2.4	0.0
Saturday, July 27, 2013	9:00	0:10	37	59	38	35	122	4.7	315	18	0.0	0.9	0.0	1.9	0.0
Saturday, July 27, 2013	9:10	0:10	38	49	39	35	114	4.6	315	19	0.0	0.6	0.2	3.3	0.0
Saturday, July 27, 2013	9:20	0:10	40	61	40	35	177	5.1	314	19	0.2	1.5	0.0	1.3	0.0
Saturday, July 27, 2013	9:30	0:10	38	62	40	36	253	5.8	313	19	0.2	2.0	0.0	1.7	0.0
Saturday, July 27, 2013	9:40	0:10	38	47	40	35	167	5.1	308	20	0.4	2.2	0.2	3.2	0.0
Saturday, July 27, 2013	9:50	0:10	37	55	39	34	160	5.0	305	20	0.2	1.7	0.2	2.6	0.0
Saturday, July 27, 2013	10:00	0:10	39	51	43	34	55	4.2	308	20	0.0	1.1	0.2	2.0	0.0
Saturday, July 27, 2013	10:10	0:10	37	52	38	34	7	3.2	307	20	0.2	1.7	0.2	3.7	0.0
Saturday, July 27, 2013	10:20	0:10	37	62	38	34	0	2.9	289	20	0.0	0.7	0.4	3.5	0.0
Saturday, July 27, 2013	10:30	0:10	36	54	38	33	51	4.1	318	21	0.0	0.9	0.0	1.3	0.0
Saturday, July 27, 2013	10:40	0:10	38	55	40	34	13	3.1	308	21	0.2	2.0	0.0	0.6	0.0
Saturday, July 27, 2013	10:50	0:10	40	59	42	34	52	3.9	297	21	0.2	1.7	0.4	3.7	0.0
Saturday, July 27, 2013	11:00	0:10	41	63	43	34	26	3.5	308	21	0.2	1.5	0.6	3.7	0.0
Saturday, July 27, 2013	11:10	0:10	44	58	48	36	8	4.4	293	22	0.2	2.4	0.4	3.3	0.0
Saturday, July 27, 2013	11:20	0:10	37	47	40	34	36	3.5	299	22	0.2	1.9	0.4	2.6	0.0
Saturday, July 27, 2013	11:30	0:10	38	47	41	35	196	5.4	311	22	0.2	2.2	0.2	2.8	0.0
Saturday, July 27, 2013	11:40	0:10	40	52	43	36	153	5.0	273	22	0.4	1.5	0.4	3.0	0.0
Saturday, July 27, 2013	11:50	0:10	38	46	41	34	100	4.5	308	23	0.2	2.4	0.2	2.0	0.0
Saturday, July 27, 2013	12:00	0:10	36	45	39	34	46	4.2	286	23	0.2	1.3	0.4	3.2	0.0
Saturday, July 27, 2013	12:10	0:10	38	61	40	35	48	4.0	308	23	0.2	1.5	0.4	2.8	0.0
Saturday, July 27, 2013	12:20	0:10	38	46	40	35	134	5.0	296	23	0.2	1.7	0.4	2.8	0.0
Saturday, July 27, 2013	12:30	0:10	38	47	41	34	138	4.8	326	23	0.4	2.2	0.2	2.0	0.0
Saturday, July 27, 2013	12:40	0:10	37	47	40	34	104	4.8	298	22	0.2	0.9	0.4	2.8	0.0
Saturday, July 27, 2013	12:50	0:10	36	46	38	33	79	4.1	297	23	0.2	1.7	0.2	1.9	0.0
Saturday, July 27, 2013	13:00	0:10	37	48	40	33	-7	2.7	277	23	0.4	2.6	0.2	2.0	0.0
Saturday, July 27, 2013	13:10	0:10	33	43	35	31	5	2.9	263	23	0.2	2.6	0.0	1.7	0.0
Saturday, July 27, 2013	13:20	0:10	43	59	46	32	-5	2.0	260	24	0.4	1.9	0.0	1.7	0.0
Saturday, July 27, 2013	13:30	0:10	37	59	39	33	-5	1.7	258	24	0.4	1.9	0.2	2.0	0.0
Saturday, July 27, 2013	13:40	0:10	35	46	37	32	-7	2.8	226	24	0.2	1.3	0.2	1.7	0.0
Saturday, July 27, 2013	13:50	0:10	36	60	38	32	-6	2.2	231	24	0.0	0.0	0.2	1.9	0.0
Saturday, July 27, 2013	14:00	0:10	37	56	38	31	-5	2.6	243	24	0.0	0.0	0.2	2.0	0.0
Saturday, July 27, 2013	14:10	0:10	34	54	34	31	-4	4.9	229	24	0.0	0.6	0.0	0.6	0.0
Saturday, July 27, 2013	14:20	0:10	34	50	37	31	0	5.6	247	23	0.0	0.7	0.2	2.2	0.0
Saturday, July 27, 2013	14:30	0:10	35	52	35	30	0	4.8	241	24	0.0	1.3	0.6	3.7	0.0
Saturday, July 27, 2013	14:40	0:10	33	47	34	30	0	4.4	244	24	0.2	1.3	0.2	1.9	0.0
Saturday, July 27, 2013	14:50	0:10	33	46	35	29	0	4.1	245	25	0.2	1.3	0.4	2.4	0.0
Saturday, July 27, 2013	15:00	0:10	34	50	37	29	-4	3.2	242	24	0.2	1.7	0.4	3.2	0.0
Saturday, July 27, 2013	15:10	0:10	34	44	36	32	122	4.9	234	24	0.2	1.3	0.2	2.4	0.0
Saturday, July 27, 2013	15:20	0:10	33	42	35	30	54	3.8	237	24	0.0	0.2	0.0	1.9	0.0
Saturday, July 27, 2013	15:30	0:10	36	52	39	32	36	3.6	211	24	0.0	0.7	0.2	1.9	0.0
Saturday, July 27, 2013	15:40	0:10	34	44	36	33	0	2.8	232	25	0.2	1.7	0.2	2.0	0.0
Saturday, July 27, 2013	15:50	0:10	34	47	37	32	-6	2.5	250	25	0.0	0.9	0.2	2.6	0.0
Saturday, July 27, 2013	16:00	0:10	37	46	39	33	-6	1.5	237	25	0.2	1.9	0.0	1.3	0.0
Saturday, July 27, 2013	16:10	0:10	40	53	43	35	-5	1.4	184	24	0.0	0.0	0.0	1.1	0.0
Saturday, July 27, 2013	16:20	0:10	35	47	37	31	-5	2.2	154	24	0.0	0.4	0.0	1.1	0.0
Saturday, July 27, 2013	16:30	0:10	34	44	36	31	-6	2.2	160	24	0.0	0.0	0.0	1.3	0.0
Saturday, July 27, 2013	16:40	0:10	37	47	39	33	-7	2.7	148	23	0.0	0.0	0.0	0.0	0.0
Saturday, July 27, 2013	16:50	0:10	37	48	39	34	-5	1.9	155	23	0.0	0.0	0.0	0.0	0.0
Saturday, July 27, 2013	17:00	0:10	33	45	35	29	-5	1.8	139	23	0.0	0.0	0.0	0.2	0.0
Saturday, July 27, 2013	17:10	0:10	34	48	36	30	-5	1.6	153	23	0.0	0.0	0.0	0.0	0.0
Saturday, July 27, 2013	17:20	0:10	36	56	36	31	-5	1.6	188	24	0.0	0.0	0.0	0.0	0.0
Saturday, July 27, 2013	17:30	0:10	34	51	36	30	-6	1.6	202	23	0.0	0.0	0.0	0.0	0.0
Saturday, July 27, 2013	17:40	0:10	31	43	34	27	-5	1.4	204	24	0.0	0.0	0.0	0.0	0.0
Saturday, July 27, 2013	17:50	0:10	35	58	36	28	-1	2.6	204	24	0.0	0.0	0.0	0.0	0.0
Saturday, July 27, 2013	18:00	0:10	36	54	38	29	-4	3.2	193	23	0.0	0.0	0.0	0.0	0.0
Saturday, July 27, 2013	18:10	0:10	35	52	38	30	-6	2.7	186	22	0.0	0.0	0.0	0.0	0.0
Saturday, July 27, 2013	18:20	0:10	33	46	35	30	-5	2.5	174	21	0.0	0.0	0.0	0.0	0.0
Saturday, July 27, 2013	18:30	0:10	35	52	37	31	-5	2.1	176	21	0.0	0.0	0.0	0.0	0.0
Saturday, July 27, 2013	18:40	0:10	34	53	36	29	-5	2.3	166	21	0.0	0.0	0.0	0.0	0.0
Saturday, July 27, 2013	18:50	0:10	33	52	36	29	-5	2.4	158	21	0.0	0.0	0.0	0.0	0.0
Saturday, July 27, 2013	19:00	0:10	34	54	36	30	-4	3.2	154	21	0.0	0.0	0.0	0.0	0.0
Saturday, July 27, 2013	19:10	0:10	35	52	36	31	146	5.1	144	21	0.0	0.0	0.0	0.0	0.0
Saturday, July 27, 2013	19:20	0:10	36	46	38	34	389	6.8	153	20	0.0	0.0	0.0	0.0	0.0
Saturday, July 27, 2013	19:30	0:10	38	49	40	33	421	6.8	153	20	0.0	0.0	0.0	0.0	0.0
Saturday, July 27, 2013	19:40	0:10	38	49	40	35	415	6.7	158	20	0.0	0.0	0.0	0.0	0.0
Saturday, July 27, 2013	19:50	0:10	37	46	38	35	347	6.3	156	19	0.0	0.0	0.0	0.0	0.0
Saturday, July 27, 2013	20:00	0:10	37	43	38	35	372	6.5	158	19	0.0	0.0	0.0	0.0	0.0
Saturday, July 27, 2013	20:10	0:10	37	48	39	36	438	6.7	161	20	0.0	0.0	0.0	0.0	0.0
Saturday, July 27, 2013	20:20	0:10	38	46	40	37	469	6.9	162	20	0.0	0.0	0.0	0.0	0.0
Saturday, July 27, 2013	20:30	0:10	38	44	39	37	535	7.3	165	19	0.0	0.0	0.0	0.0	0.0
Saturday, July 27, 2013	20:40	0:10	37	42	38	35	370	6.2	164	19	0.0	0.0	0.0	0.0	0.0
Saturday, July 27, 2013	20:50	0:10	37	46	38	36	427	6.8	161	19	0.0	0.0	0.0	0.0	0.0
Saturday, July 27, 2013	21:00	0:10	37	46	38	36	402	6.6	157	19	0.0	0.0	0.0	0.0	0.0
Saturday, July 27, 2013	21:10	0:10	37	46	39	35	420	6.8	157	19	0.0	0.0	0.0	0.0	0.0
Saturday, July 27, 2013	21:20	0:10	35	49	37	34	280	5.8	161	19	0.0	0.0	0.0	0.0	0.0
Saturday, July 27, 2013	21:30	0:10	37	52	38	35	366	6.5	169	19	0.0	0.0	0.0	0.0	0.0
Saturday, July 27, 2013	21:40	0:10	35	44	37	34	329	6.5	171	19	0.0	0.0	0.0	0.0	0.0
Saturday, July 27, 2013	21:50	0:10	36	54	38	33	341	6.3	175	18	0.0	0.0	0.0	0.0	0.0
Saturday, July 27, 2013	22:00	0:10	34	41	36	32	248	5.8	179	18	0.0	0.0	0.0	0.0	0.0
Saturday, July 27, 2013	22:10	0:10	33	43	34	31	211	5.6	185	18	0.0	0.0	0.0	0.0	0.0
Saturday, July 27, 2013	22:20	0:10	33	44	36	31	95	4.4	186	18	0.0	0.0	0.0	0.0	0.0
Saturday, July 27, 2013	22:30	0:10	31	40	33	29	8	3.3	188	18	0.0	0.0	0.0	0.0	0.0
Saturday, July 27, 2013	22:40	0:10	30	43	32	28	-14	2.3	189	18	0.0	0.0	0.0	0.0	0.0
Saturday, July 27, 2013	22:50	0:10	33	49	34	27	-10	1.8	187	17	0.0	0.0	0.0	0.0	0.0
Saturday, July 27, 2013	23:00														

Table A-1: Location A Summer Compliance Evaluation

Date	Time	Duration	Leq	Lmax	L(10)	L(90)	WT N2	WT N2	Onsite Met	Onsite Met	Loc. A	Loc. A	Loc. 6	Loc. 6	Loc. 6
	Start Time	(min)	(dBA)	(dBA)	(dBA)	(dBA)	Output (kW)	HH WS (m/s)	WD @ 75m (degrees)	Temp. (°C)	Avg. WS @ 2m (m/s)	Gust WS @ 2m (m/s)	Avg. WS @ 2m (m/s)	Gust WS @ 2m (m/s)	Precip. (mm)
Saturday, July 27, 2013	23:40	0:10	29	37	30	27	-10	2.7	178	17	0.0	0.0	0.0	0.0	0.0
Saturday, July 27, 2013	23:50	0:10	29	36	30	28	-6	2.7	178	17	0.0	0.0	0.0	0.0	0.0
Sunday, July 28, 2013	0:00	0:10	28	44	30	27	-12	2.6	175	17	0.0	0.0	0.0	0.0	0.0
Sunday, July 28, 2013	0:10	0:10	27	38	28	26	-7	2.1	181	17	0.0	0.2	0.0	0.0	0.0
Sunday, July 28, 2013	0:20	0:10	28	36	29	26	-6	2.5	182	17	0.0	0.0	0.0	0.0	0.0
Sunday, July 28, 2013	0:30	0:10	29	45	29	28	1	3.0	187	17	0.0	0.0	0.0	0.0	0.0
Sunday, July 28, 2013	0:40	0:10	29	43	31	28	21	3.4	190	17	0.0	0.0	0.0	0.0	0.0
Sunday, July 28, 2013	0:50	0:10	27	35	29	26	-9	2.5	187	16	0.0	0.0	0.0	0.0	0.0
Sunday, July 28, 2013	1:00	0:10	27	34	27	26	-10	2.2	184	16	0.0	0.0	0.0	0.0	0.0
Sunday, July 28, 2013	1:10	0:10	26	34	27	25	-5	1.1	202	16	0.0	0.0	0.0	0.0	0.0
Sunday, July 28, 2013	1:20	0:10	29	41	31	26	-5	1.2	211	15	0.0	0.0	0.0	0.0	0.0
Sunday, July 28, 2013	1:30	0:10	27	35	28	25	-5	0.4	204	15	0.0	0.0	0.0	0.0	0.0
Sunday, July 28, 2013	1:40	0:10	27	35	29	25	-7	0.5	199	16	0.0	0.0	0.0	0.0	0.0
Sunday, July 28, 2013	1:50	0:10	28	40	29	26	-6	0.4	195	16	0.0	0.0	0.0	0.0	0.0
Sunday, July 28, 2013	2:00	0:10	26	43	26	25	0	0.4	186	16	0.0	0.0	0.0	0.0	0.0
Sunday, July 28, 2013	2:10	0:10	25	36	26	25	0	0.4	191	16	0.0	0.0	0.0	0.0	0.0
Sunday, July 28, 2013	2:20	0:10	25	34	25	24	0	0.8	199	16	0.0	0.0	0.0	0.0	0.0
Sunday, July 28, 2013	2:30	0:10	25	31	25	24	0	0.9	202	16	0.0	0.0	0.0	0.0	0.0
Sunday, July 28, 2013	2:40	0:10	25	33	25	25	0	1.3	199	15	0.0	0.0	0.0	0.0	0.0
Sunday, July 28, 2013	2:50	0:10	25	35	25	24	0	1.9	190	15	0.0	0.0	0.0	0.0	0.0
Sunday, July 28, 2013	3:00	0:10	27	46	27	25	-2	2.7	188	15	0.0	0.0	0.0	0.0	0.0
Sunday, July 28, 2013	3:10	0:10	28	42	30	27	-2	3.0	185	15	0.0	0.0	0.0	0.0	0.0
Sunday, July 28, 2013	3:20	0:10	27	44	27	26	0	2.2	186	15	0.0	0.0	0.0	0.0	0.0
Sunday, July 28, 2013	3:30	0:10	26	32	27	26	0	2.3	179	15	0.0	0.0	0.0	0.0	0.0
Sunday, July 28, 2013	3:40	0:10	26	48	27	25	-1	1.5	185	15	0.0	0.0	0.0	0.0	0.0
Sunday, July 28, 2013	3:50	0:10	25	34	26	24	0	1.4	181	15	0.0	0.0	0.0	0.0	0.0
Sunday, July 28, 2013	4:00	0:10	26	39	27	24	0	2.0	169	15	0.0	0.2	0.0	0.0	0.0
Sunday, July 28, 2013	4:10	0:10	29	38	30	27	34	3.9	139	15	0.0	0.0	0.0	0.0	0.0
Sunday, July 28, 2013	4:20	0:10	29	38	31	28	25	3.7	127	15	0.0	0.0	0.0	0.0	0.0
Sunday, July 28, 2013	4:30	0:10	32	43	36	28	-5	2.9	139	15	0.0	0.0	0.0	0.0	0.0
Sunday, July 28, 2013	4:40	0:10	37	44	41	29	-5	2.4	133	15	0.0	0.0	0.0	0.0	0.0
Sunday, July 28, 2013	4:50	0:10	38	46	41	32	8	3.4	142	15	0.0	0.2	0.0	0.0	0.0
Sunday, July 28, 2013	5:00	0:10	37	47	40	32	71	4.4	120	15	0.0	0.0	0.0	0.0	0.0
Sunday, July 28, 2013	5:10	0:10	37	51	39	32	80	4.4	127	15	0.0	0.0	0.0	0.0	0.0
Sunday, July 28, 2013	5:20	0:10	40	56	44	31	26	3.5	140	15	0.0	0.0	0.0	0.0	0.0
Sunday, July 28, 2013	5:30	0:10	34	57	34	31	22	3.6	132	15	0.0	0.0	0.0	0.0	0.0
Sunday, July 28, 2013	5:40	0:10	32	37	34	30	35	4.0	135	15	0.0	0.0	0.0	0.0	0.0
Sunday, July 28, 2013	5:50	0:10	31	41	33	29	7	3.3	140	15	0.0	0.0	0.0	0.0	0.0
Sunday, July 28, 2013	6:00	0:10	32	41	34	29	11	3.4	141	15	0.0	0.0	0.0	0.0	0.0
Sunday, July 28, 2013	6:10	0:10	31	40	34	29	5	3.5	146	15	0.0	0.0	0.0	0.0	0.0
Sunday, July 28, 2013	6:20	0:10	30	37	31	28	64	4.2	136	15	0.0	0.0	0.0	0.0	0.0
Sunday, July 28, 2013	6:30	0:10	29	46	31	28	118	4.8	136	15	0.0	0.0	0.0	0.0	0.0
Sunday, July 28, 2013	6:40	0:10	32	45	33	30	87	4.4	142	16	0.0	0.0	0.0	0.0	0.0
Sunday, July 28, 2013	6:50	0:10	35	60	35	30	128	4.9	143	16	0.0	0.0	0.0	0.0	0.0
Sunday, July 28, 2013	7:00	0:10	34	59	33	30	139	5.0	132	16	0.0	0.0	0.0	0.0	0.0
Sunday, July 28, 2013	7:10	0:10	31	52	33	30	165	5.2	139	16	0.0	0.0	0.0	0.0	0.0
Sunday, July 28, 2013	7:20	0:10	35	47	37	30	118	4.6	141	16	0.0	0.0	0.0	0.0	0.0
Sunday, July 28, 2013	7:30	0:10	34	53	37	30	47	4.0	147	17	0.0	0.0	0.0	0.0	0.0
Sunday, July 28, 2013	7:40	0:10	32	44	34	29	-5	2.8	144	17	0.0	0.0	0.0	0.0	0.0
Sunday, July 28, 2013	7:50	0:10	31	48	33	28	0	3.5	144	17	0.0	0.0	0.0	0.0	0.0
Sunday, July 28, 2013	8:00	0:10	32	43	35	29	13	3.5	149	17	0.0	0.0	0.0	0.0	0.0
Sunday, July 28, 2013	8:10	0:10	33	45	37	28	-4	3.2	149	17	0.0	0.0	0.0	0.0	0.0
Sunday, July 28, 2013	8:20	0:10	32	60	32	28	-6	2.5	140	17	0.0	0.0	0.0	0.0	0.0
Sunday, July 28, 2013	8:30	0:10	34	62	34	29	-7	2.9	109	17	0.0	0.4	0.0	0.0	0.0
Sunday, July 28, 2013	8:40	0:10	35	57	36	29	18	3.4	134	18	0.0	0.6	0.0	0.0	0.0
Sunday, July 28, 2013	8:50	0:10	33	43	35	29	61	4.0	157	18	0.0	0.6	0.0	0.0	0.0
Sunday, July 28, 2013	9:00	0:10	32	42	34	29	64	4.2	118	18	0.0	0.6	0.0	0.0	0.0
Sunday, July 28, 2013	9:10	0:10	34	58	36	30	85	4.5	113	18	0.0	0.2	0.0	0.0	0.0
Sunday, July 28, 2013	9:20	0:10	32	51	32	29	94	4.4	125	18	0.0	0.0	0.0	0.0	0.0
Sunday, July 28, 2013	9:30	0:10	31	41	32	30	71	4.2	126	18	0.0	0.0	0.0	0.0	0.0
Sunday, July 28, 2013	9:40	0:10	33	44	35	30	14	3.2	130	19	0.2	1.5	0.0	0.0	0.0
Sunday, July 28, 2013	9:50	0:10	33	41	35	30	7	3.2	133	18	0.2	1.1	0.0	0.0	0.0
Sunday, July 28, 2013	10:00	0:10	33	41	36	30	43	3.8	131	18	0.2	2.0	0.0	0.0	0.0
Sunday, July 28, 2013	10:10	0:10	36	50	39	31	5	3.3	132	18	0.2	1.1	0.0	0.2	0.0
Sunday, July 28, 2013	10:20	0:10	32	42	34	30	-4	3.0	128	18	0.0	1.1	0.0	0.0	0.0
Sunday, July 28, 2013	10:30	0:10	32	40	33	30	-5	2.9	133	19	0.0	2.0	0.0	0.0	0.0
Sunday, July 28, 2013	10:40	0:10	34	43	36	31	-7	2.5	134	19	0.2	2.0	0.0	0.0	0.0
Sunday, July 28, 2013	10:50	0:10	30	41	32	28	-6	2.4	128	19	0.0	1.1	0.0	0.0	0.0
Sunday, July 28, 2013	11:00	0:10	35	48	38	31	2	2.9	132	19	0.4	2.4	0.0	0.0	0.0
Sunday, July 28, 2013	11:10	0:10	41	54	44	35	98	4.4	115	20	0.6	2.2	0.0	0.0	0.0
Sunday, July 28, 2013	11:20	0:10	39	49	42	35	112	4.6	127	20	0.6	2.4	0.0	0.0	0.0
Sunday, July 28, 2013	11:30	0:10	36	47	40	31	97	4.4	141	20	0.6	1.7	0.0	0.0	0.0
Sunday, July 28, 2013	11:40	0:10	36	43	40	32	62	4.0	128	20	0.4	1.9	0.0	2.2	0.0
Sunday, July 28, 2013	11:50	0:10	39	51	42	34	26	3.8	116	21	0.6	2.2	0.0	0.7	0.0
Sunday, July 28, 2013	12:00	0:10	39	49	43	32	64	4.0	107	21	0.4	2.0	0.0	0.0	0.0
Sunday, July 28, 2013	12:10	0:10	35	46	38	31	127	4.7	122	21	0.4	1.3	0.0	1.1	0.0
Sunday, July 28, 2013	12:20	0:10	37	48	40	32	127	4.6	120	22	0.6	1.9	0.0	0.2	0.0
Sunday, July 28, 2013	12:30	0:10	37	47	39	32	199	5.3	135	22	0.7	1.7	0.0	0.0	0.0
Sunday, July 28, 2013	12:40	0:10	36	45	39	31	134	4.8	122	21	0.6	2.4	0.0	0.0	0.0
Sunday, July 28, 2013	12:50	0:10	36	47	39	30	122	4.7	133	22	0.2	1.7	0.0	1.7	0.0
Sunday, July 28, 2013	13:00	0:10	37	49	40	31	186	5.3	126	22	0.4	1.9	0.0	0.0	0.0
Sunday, July 28, 2013	13:10	0:10	38	49	40	32	223	5.5	131	22	0.6	2.2	0.0	0.0	0.0
Sunday, July 28, 2013	13:20	0:10	35	43	37	32	293	5.9	106	21	0.2	2.0	0.0	0.0	0.0
Sunday, July 28, 2013	13:30	0:10	37	50	39	31	237	5.6	117	22	0.6	1.9	0.0	1.3	0.0
Sunday, July 28, 2013	13:40	0:10	37	47	41	32	267	5.8	109	22	0.4	2.2	0.0	0.9	0.0
Sunday, July 28, 2013	13:50	0:10	38	49	40	33	226	6.6	133	22	0.6	2.2	0.0	1.5	0.0
Sunday, July 28, 2013	14:00	0:10	36	49	39	29	-5	6.2	131	22	0.4				

Table A-1: Location A Summer Compliance Evaluation

Date	Time	Duration	Leq	Lmax	L(10)	L(90)	WT N2	WT N2	Onsite Met	Onsite Met	Loc. A	Loc. A	Loc. 6	Loc. 6	Loc. 6
	Start Time	(min)	(dBA)	(dBA)	(dBA)	(dBA)	Output (kW)	HH WS (m/s)	WD @ 75m (degrees)	Temp. (°C)	Avg. WS @ 2m (m/s)	Gust WS @ 2m (m/s)	Avg. WS @ 2m (m/s)	Gust WS @ 2m (m/s)	Precip. (mm)
Sunday, July 28, 2013	14:40	0:10	32	41	34	27	-5	5.8	131	22	0.2	0.9	0.0	0.0	0.0
Sunday, July 28, 2013	14:50	0:10	33	42	37	28	-3	6.4	128	22	0.2	1.7	0.0	0.2	0.0
Sunday, July 28, 2013	15:00	0:10	38	45	41	36	605	8.1	125	22	0.4	2.2	0.0	1.3	0.0
Sunday, July 28, 2013	15:10	0:10	43	54	45	37	524	7.3	109	21	0.4	2.4	0.0	1.3	0.0
Sunday, July 28, 2013	15:20	0:10	41	50	43	34	684	7.9	109	21	0.6	2.2	0.2	2.6	0.0
Sunday, July 28, 2013	15:30	0:10	40	47	41	37	902	8.6	109	20	0.4	2.2	0.0	0.7	0.0
Sunday, July 28, 2013	15:40	0:10	41	51	43	37	849	8.4	107	20	0.6	2.6	0.0	1.3	0.0
Sunday, July 28, 2013	15:50	0:10	45	56	49	38	870	8.6	104	20	0.7	3.0	0.0	0.0	0.0
Sunday, July 28, 2013	16:00	0:10	43	52	46	38	1141	9.4	106	19	0.6	2.2	0.0	0.0	0.0
Sunday, July 28, 2013	16:10	0:10	40	48	42	38	1284	9.6	101	19	0.6	2.2	0.0	1.7	0.0
Sunday, July 28, 2013	16:20	0:10	42	50	44	37	1298	9.5	101	18	0.6	2.8	0.0	0.2	0.0
Sunday, July 28, 2013	16:30	0:10	48	55	51	39	1178	9.3	106	18	0.6	2.0	0.0	1.1	0.0
Sunday, July 28, 2013	16:40	0:10	42	59	44	38	1368	9.7	106	18	0.6	2.0	0.0	0.0	0.0
Sunday, July 28, 2013	16:50	0:10	41	53	42	37	1024	8.8	103	18	0.2	1.3	0.0	0.0	0.0
Sunday, July 28, 2013	17:00	0:10	37	47	39	35	773	7.9	108	18	0.2	1.1	0.0	0.0	0.0
Sunday, July 28, 2013	17:10	0:10	37	49	39	34	681	7.6	114	18	0.2	1.5	0.0	0.0	0.0
Sunday, July 28, 2013	17:20	0:10	40	48	43	36	738	8.0	112	18	0.4	1.9	0.0	0.0	0.0
Sunday, July 28, 2013	17:30	0:10	40	49	42	36	649	7.8	111	18	0.6	2.0	0.0	0.0	0.0
Sunday, July 28, 2013	17:40	0:10	42	52	45	37	848	8.3	113	18	0.7	2.6	0.0	0.0	0.0
Sunday, July 28, 2013	17:50	0:10	39	48	41	35	823	8.3	113	18	0.4	1.9	0.0	0.0	0.0
Sunday, July 28, 2013	18:00	0:10	43	54	45	38	1211	9.6	110	18	0.6	3.2	0.0	0.0	0.0
Sunday, July 28, 2013	18:10	0:10	41	56	43	36	1034	8.6	114	18	0.2	1.7	0.0	0.0	0.0
Sunday, July 28, 2013	18:20	0:10	39	49	41	35	832	8.5	113	17	0.4	3.3	0.0	0.0	0.0
Sunday, July 28, 2013	18:30	0:10	38	47	41	34	739	8.2	114	17	0.4	1.9	0.0	2.0	0.0
Sunday, July 28, 2013	18:40	0:10	40	60	42	36	979	8.7	115	17	0.6	2.2	0.0	0.2	0.0
Sunday, July 28, 2013	18:50	0:10	38	47	40	35	817	8.2	114	17	0.4	2.2	0.0	2.0	0.0
Sunday, July 28, 2013	19:00	0:10	38	47	40	34	772	8.2	107	17	0.2	1.9	0.0	0.6	0.0
Sunday, July 28, 2013	19:10	0:10	41	48	43	37	1225	9.6	109	17	0.2	1.7	0.0	0.4	0.0
Sunday, July 28, 2013	19:20	0:10	43	49	44	41	1355	9.9	108	17	0.4	2.4	0.0	0.0	0.0
Sunday, July 28, 2013	19:30	0:10	43	53	45	39	1272	9.6	114	17	0.2	1.5	0.0	0.0	0.0
Sunday, July 28, 2013	19:40	0:10	42	55	44	40	1180	9.4	116	17	0.0	0.7	0.0	0.0	0.3
Sunday, July 28, 2013	19:50	0:10	47	59	49	43	1174	9.3	108	17	0.2	1.5	0.0	0.0	0.3
Sunday, July 28, 2013	20:00	0:10	49	59	51	45	1004	9.0	108	17	0.0	0.9	0.0	0.0	0.3
Sunday, July 28, 2013	20:10	0:10	53	60	54	50	843	8.4	108	17	0.2	2.0	0.0	0.0	0.3
Sunday, July 28, 2013	20:20	0:10	54	60	56	49	853	8.5	107	17	0.2	1.5	0.0	0.0	0.3
Sunday, July 28, 2013	20:30	0:10	52	61	56	48	1052	9.0	109	17	0.4	2.4	0.0	0.0	0.8
Sunday, July 28, 2013	20:40	0:10	58	65	60	55	1206	9.3	114	17	0.4	2.4	0.0	0.0	0.5
Sunday, July 28, 2013	20:50	0:10	55	62	58	49	1380	10.0	107	17	0.4	1.5	0.0	0.0	0.0
Sunday, July 28, 2013	21:00	0:10	52	59	55	46	1143	9.2	108	17	0.2	1.1	0.0	0.0	0.5
Sunday, July 28, 2013	21:10	0:10	54	61	59	45	1045	8.9	111	17	0.4	1.5	0.0	0.0	0.3
Sunday, July 28, 2013	21:20	0:10	56	62	59	50	1353	9.9	109	17	0.2	1.9	0.0	0.0	0.3
Sunday, July 28, 2013	21:30	0:10	54	61	56	48	1254	9.6	107	17	0.2	1.5	0.0	0.0	0.5
Sunday, July 28, 2013	21:40	0:10	58	62	60	56	1014	8.9	107	17	0.2	1.3	0.0	0.0	0.5
Sunday, July 28, 2013	21:50	0:10	57	63	60	49	1299	9.6	107	17	0.2	1.3	0.0	0.0	0.0
Sunday, July 28, 2013	22:00	0:10	48	56	50	44	1267	9.5	105	17	0.0	1.5	0.0	0.0	0.0
Sunday, July 28, 2013	22:10	0:10	45	58	47	41	1006	8.6	109	17	0.0	1.5	0.0	0.0	0.0
Sunday, July 28, 2013	22:20	0:10	41	53	43	39	448	6.7	109	17	0.2	1.3	0.0	0.0	0.0
Sunday, July 28, 2013	22:30	0:10	40	49	42	37	443	7.0	108	17	0.0	1.1	0.0	0.0	0.0
Sunday, July 28, 2013	22:40	0:10	43	53	45	39	721	8.2	106	17	0.2	1.5	0.0	0.0	0.0
Sunday, July 28, 2013	22:50	0:10	39	47	41	36	578	7.6	108	17	0.2	0.9	0.0	0.0	0.0
Sunday, July 28, 2013	23:00	0:10	36	45	38	34	390	6.8	115	16	0.2	1.3	0.0	0.0	0.0
Sunday, July 28, 2013	23:10	0:10	40	47	44	34	263	5.8	118	16	0.2	0.9	0.0	0.0	0.3
Sunday, July 28, 2013	23:20	0:10	35	44	37	34	343	6.4	118	17	0.0	1.1	0.0	0.0	0.0
Sunday, July 28, 2013	23:30	0:10	35	45	36	33	313	6.1	121	17	0.0	0.9	0.0	0.0	0.0
Sunday, July 28, 2013	23:40	0:10	35	40	36	33	222	5.5	140	17	0.0	0.6	0.0	0.0	0.0
Sunday, July 28, 2013	23:50	0:10	34	52	35	32	188	5.3	135	17	0.0	0.6	0.0	0.0	0.0
Monday, July 29, 2013	0:00	0:10	34	45	36	32	244	5.9	137	16	0.0	0.9	0.0	0.0	0.0
Monday, July 29, 2013	0:10	0:10	32	38	33	31	162	5.0	140	16	0.0	0.6	0.0	0.0	0.0
Monday, July 29, 2013	0:20	0:10	31	37	33	30	-10	3.0	145	16	0.0	0.0	0.0	0.0	0.0
Monday, July 29, 2013	0:30	0:10	33	37	34	31	-12	2.7	153	16	0.0	0.2	0.0	0.0	0.0
Monday, July 29, 2013	0:40	0:10	33	42	35	31	23	3.4	148	16	0.0	0.0	0.0	0.0	0.0
Monday, July 29, 2013	0:50	0:10	33	38	35	31	-4	3.2	153	16	0.0	0.4	0.0	0.0	0.0
Monday, July 29, 2013	1:00	0:10	33	41	34	31	50	4.0	156	16	0.0	0.0	0.0	0.0	0.0
Monday, July 29, 2013	1:10	0:10	35	45	36	33	214	5.6	144	17	0.0	0.6	0.0	0.0	0.0
Monday, July 29, 2013	1:20	0:10	36	50	39	33	168	5.0	144	16	0.0	0.9	0.0	0.0	0.0
Monday, July 29, 2013	1:30	0:10	34	46	37	31	87	4.4	142	16	0.0	0.9	0.0	0.0	0.0
Monday, July 29, 2013	1:40	0:10	33	46	35	31	61	4.0	140	16	0.0	0.9	0.0	0.0	0.0
Monday, July 29, 2013	1:50	0:10	32	47	34	29	70	4.3	147	16	0.0	0.4	0.0	0.0	0.0
Monday, July 29, 2013	2:00	0:10	32	46	34	30	-4	4.2	155	16	0.0	0.2	0.0	0.0	0.0
Monday, July 29, 2013	2:10	0:10	32	56	33	30	-5	4.0	165	16	0.0	0.4	0.0	0.0	0.0
Monday, July 29, 2013	2:20	0:10	32	41	34	30	-4	3.7	165	16	0.0	0.4	0.0	0.0	0.0
Monday, July 29, 2013	2:30	0:10	33	53	34	30	-4	4.2	166	16	0.0	0.6	0.0	0.0	0.0
Monday, July 29, 2013	2:40	0:10	33	47	35	30	-5	3.8	164	16	0.0	0.7	0.0	0.0	0.0
Monday, July 29, 2013	2:50	0:10	40	52	46	30	9	3.9	154	16	0.0	0.2	0.0	0.0	0.0
Monday, July 29, 2013	3:00	0:10	46	56	48	40	-5	4.7	167	16	0.0	0.0	0.0	0.0	0.0
Monday, July 29, 2013	3:10	0:10	40	53	42	37	-6	4.8	173	16	0.0	0.6	0.0	0.0	0.0
Monday, July 29, 2013	3:20	0:10	39	53	41	35	-5	4.5	180	16	0.0	0.7	0.0	0.0	0.0
Monday, July 29, 2013	3:30	0:10	37	49	39	34	-7	4.1	179	16	0.0	0.2	0.0	0.0	0.0
Monday, July 29, 2013	3:40	0:10	38	54	40	35	-5	4.2	175	16	0.0	0.4	0.0	0.0	0.3
Monday, July 29, 2013	3:50	0:10	35	55	36	33	-5	4.4	172	16	0.0	1.3	0.0	0.0	0.0
Monday, July 29, 2013	4:00	0:10	34	48	35	32	-1	4.2	166	16	0.0	0.0	0.0	0.0	0.0
Monday, July 29, 2013	4:10	0:10	34	51	35	31	-1	3.3	179	16	0.0	0.7	0.0	0.0	0.0
Monday, July 29, 2013	4:20	0:10	34	43	35	31	0	4.4	172	16	0.0	0.4	0.0	0.0	0.0
Monday, July 29, 2013	4:30	0:10	32	48	34	30	-1	3.8	151	16	0.0	0.6	0.0	0.0	0.0
Monday, July 29, 2013	4:40	0:10	36	44	39	30	-2	3.2	160	16	0.0	0.2	0.0	0.0	0.0
Monday, July 29, 2013	4:50	0:10	38	52	41	32	-1	3.6	159	16	0.0	0.4	0.0	0.0	

Table A-1: Location A Summer Compliance Evaluation

Date	Time	Duration	Leq	Lmax	L(10)	L(90)	WT N2	WT N2	Onsite Met	Onsite Met	Loc. A	Loc. A	Loc. 6	Loc. 6	Loc. 6
	Start Time	(min)	(dBA)	(dBA)	(dBA)	(dBA)	Output (kW)	HH WS (m/s)	WD @ 75m (degrees)	Temp. (°C)	Avg. WS @ 2m (m/s)	Gust WS @ 2m (m/s)	Avg. WS @ 2m (m/s)	Gust WS @ 2m (m/s)	Precip. (mm)
Monday, July 29, 2013	5:40	0:10	34	44	36	31	-1	3.1	206	16	0.0	0.4	0.0	0.0	0.0
Monday, July 29, 2013	5:50	0:10	33	45	35	30	0	1.7	217	16	0.0	0.4	0.0	0.0	0.0
Monday, July 29, 2013	6:00	0:10	31	45	33	29	0	1.1	216	16	0.0	0.0	0.0	0.0	0.0
Monday, July 29, 2013	6:10	0:10	32	47	34	28	0	0.8	211	16	0.0	0.0	0.0	0.0	0.0
Monday, July 29, 2013	6:20	0:10	32	44	35	28	0	1.3	195	16	0.0	0.0	0.0	0.0	0.0
Monday, July 29, 2013	6:30	0:10	32	44	34	28	0	1.1	195	16	0.0	0.0	0.0	0.0	0.0
Monday, July 29, 2013	6:40	0:10	32	57	33	28	0	1.7	188	16	0.0	0.0	0.0	0.0	0.0
Monday, July 29, 2013	6:50	0:10	30	42	31	28	-1	1.8	175	16	0.0	0.0	0.0	0.0	0.0
Monday, July 29, 2013	7:00	0:10	35	61	35	29	0	1.0	191	16	0.0	0.0	0.0	0.0	0.0
Monday, July 29, 2013	7:10	0:10	37	54	36	29	0	0.5	192	16	0.0	0.0	0.0	0.0	0.0
Monday, July 29, 2013	7:20	0:10	33	58	34	28	0	1.9	172	16	0.0	0.9	0.0	0.0	0.0
Monday, July 29, 2013	7:30	0:10	29	37	31	27	0	1.5	178	16	0.0	0.4	0.0	0.0	0.0
Monday, July 29, 2013	7:40	0:10	30	40	31	27	0	1.9	198	17	0.0	0.0	0.0	0.0	0.0
Monday, July 29, 2013	7:50	0:10	33	45	34	28	0	1.9	203	17	0.0	0.2	0.0	0.0	0.0
Monday, July 29, 2013	8:00	0:10	31	46	32	28	0	1.8	216	17	0.0	0.0	0.0	0.0	0.0
Monday, July 29, 2013	8:10	0:10	31	39	33	28	0	0.9	251	17	0.0	0.0	0.0	0.0	0.0
Monday, July 29, 2013	8:20	0:10	41	68	41	28	0	0.5	258	18	0.0	0.0	0.0	0.0	0.0
Monday, July 29, 2013	8:30	0:10	33	59	34	27	-1	1.3	229	18	0.0	0.0	0.0	0.0	0.0
Monday, July 29, 2013	8:40	0:10	32	44	34	28	0	1.7	210	18	0.0	0.7	0.0	0.0	0.0
Monday, July 29, 2013	8:50	0:10	34	55	38	28	-1	0.9	209	17	0.0	0.0	0.0	0.0	0.0
Monday, July 29, 2013	9:00	0:10	38	63	38	28	0	2.3	201	17	0.0	0.7	0.0	0.0	0.0
Monday, July 29, 2013	9:10	0:10	32	45	35	27	0	1.8	201	17	0.0	1.3	0.0	0.0	0.0
Monday, July 29, 2013	9:20	0:10	33	45	35	28	0	1.4	169	17	0.0	0.7	0.0	0.0	0.0
Monday, July 29, 2013	9:30	0:10	31	42	33	28	0	1.6	169	17	0.0	0.4	0.0	0.0	0.0
Monday, July 29, 2013	9:40	0:10	33	51	35	29	0	2.1	182	17	0.0	1.1	0.0	0.0	0.0
Monday, July 29, 2013	9:50	0:10	32	44	34	29	0	2.5	226	18	0.2	1.5	0.0	0.0	0.0
Monday, July 29, 2013	10:00	0:10	34	42	36	30	-1	3.2	206	18	0.2	1.3	0.0	0.0	0.0
Monday, July 29, 2013	10:10	0:10	32	43	34	28	-1	3.9	183	18	0.2	1.3	0.0	0.0	0.0
Monday, July 29, 2013	10:20	0:10	35	49	39	29	-1	3.1	165	18	0.4	1.9	0.0	0.0	0.0
Monday, July 29, 2013	10:30	0:10	36	47	38	31	-1	3.0	148	19	0.4	2.4	0.0	0.0	0.0
Monday, July 29, 2013	10:40	0:10	35	49	37	31	-1	3.2	189	19	0.4	2.2	0.0	0.0	0.0
Monday, July 29, 2013	10:50	0:10	33	47	35	28	-1	2.7	168	20	0.2	1.7	0.0	0.0	0.0
Monday, July 29, 2013	11:00	0:10	39	58	38	28	-1	1.7	174	20	0.0	1.1	0.0	0.0	0.0
Monday, July 29, 2013	11:10	0:10	32	44	34	29	-2	2.9	172	20	0.0	1.1	0.0	0.0	0.0
Monday, July 29, 2013	11:20	0:10	32	42	34	29	0	1.7	167	20	0.0	0.9	0.0	0.0	0.0
Monday, July 29, 2013	11:30	0:10	42	61	40	28	-1	1.6	153	20	0.0	0.0	0.0	0.0	0.0
Monday, July 29, 2013	11:40	0:10	29	42	31	26	0	1.7	161	20	0.0	0.4	0.0	0.0	0.0
Monday, July 29, 2013	11:50	0:10	31	43	33	27	-1	3.3	161	21	0.0	0.4	0.0	0.0	0.0
Monday, July 29, 2013	12:00	0:10	35	54	37	28	-2	4.0	136	21	0.0	0.2	0.0	0.0	0.0
Monday, July 29, 2013	12:10	0:10	33	57	34	26	-1	4.3	121	20	0.0	0.0	0.0	0.0	0.0
Monday, July 29, 2013	12:20	0:10	37	54	38	29	0	3.1	127	20	0.2	1.1	0.0	0.6	0.0
Monday, July 29, 2013	12:30	0:10	32	48	34	30	-1	2.8	146	21	0.0	0.4	0.0	0.0	0.0
Monday, July 29, 2013	12:40	0:10	34	48	37	30	-1	2.6	167	22	0.2	2.0	0.0	0.0	0.0
Monday, July 29, 2013	12:50	0:10	35	47	37	31	-2	3.4	153	22	0.2	2.0	0.0	0.0	0.0
Monday, July 29, 2013	13:00	0:10	38	57	40	34	-1	3.1	155	22	0.4	2.0	0.0	0.0	0.0
Monday, July 29, 2013	13:10	0:10	35	47	37	32	-3	4.0	143	22	0.2	1.7	0.0	0.0	0.0
Monday, July 29, 2013	13:20	0:10	36	50	38	34	-1	3.8	151	21	0.2	1.3	0.0	0.0	0.0
Monday, July 29, 2013	13:30	0:10	38	47	41	33	-2	4.5	151	22	0.6	3.2	0.0	0.6	0.0
Monday, July 29, 2013	13:40	0:10	36	56	38	32	-1	3.9	149	22	0.2	2.6	0.0	0.0	0.0
Monday, July 29, 2013	13:50	0:10	36	44	38	33	-1	5.6	154	21	0.4	1.3	0.0	0.0	0.0
Monday, July 29, 2013	14:00	0:10	34	55	36	30	0	6.6	158	21	0.0	0.9	0.0	0.0	0.0
Monday, July 29, 2013	14:10	0:10	36	48	39	33	0	5.5	158	21	0.0	0.9	0.0	0.0	0.0
Monday, July 29, 2013	14:20	0:10	36	58	37	32	0	3.1	142	21	0.0	0.7	0.0	1.9	0.0
Monday, July 29, 2013	14:30	0:10	40	59	44	31	0	1.9	142	21	0.0	0.0	0.4	3.0	0.0
Monday, July 29, 2013	14:40	0:10	54	82	50	33	0	4.9	195	19	0.0	0.0	0.0	2.6	0.3
Monday, July 29, 2013	14:50	0:10	56	66	60	40	0	9.0	218	16	0.2	1.3	0.0	0.0	2.5
Monday, July 29, 2013	15:00	0:10	60	68	65	45	649	8.4	212	16	0.2	1.1	0.0	0.0	1.0
Monday, July 29, 2013	15:10	0:10	58	65	62	51	464	6.6	167	16	0.4	2.0	0.0	0.0	0.3
Monday, July 29, 2013	15:20	0:10	55	64	61	45	56	3.2	228	18	0.2	1.3	0.0	0.0	0.0
Monday, July 29, 2013	15:30	0:10	62	67	65	45	-10	3.7	253	19	0.0	1.1	0.0	2.6	0.0
Monday, July 29, 2013	15:40	0:10	51	59	55	46	-4	2.8	277	20	0.2	1.3	0.0	0.0	0.0
Monday, July 29, 2013	15:50	0:10	43	53	46	38	-6	2.8	294	20	0.4	1.5	0.0	0.0	0.0
Monday, July 29, 2013	16:00	0:10	36	45	38	33	3	3.0	312	21	0.2	1.1	0.0	0.0	0.0
Monday, July 29, 2013	16:10	0:10	35	46	37	33	-6	2.4	312	21	0.0	0.7	0.0	0.0	0.0
Monday, July 29, 2013	16:20	0:10	35	49	36	32	-5	2.4	323	21	0.0	0.9	0.0	0.0	0.0
Monday, July 29, 2013	16:30	0:10	33	45	35	30	-5	2.1	329	21	0.2	1.1	0.0	0.0	0.0
Monday, July 29, 2013	16:40	0:10	34	40	36	31	-7	2.5	328	22	0.0	0.6	0.0	0.0	0.0
Monday, July 29, 2013	16:50	0:10	35	47	37	33	-5	2.0	330	21	0.0	1.1	0.0	0.0	0.0
Monday, July 29, 2013	17:00	0:10	35	43	37	31	-7	3.2	358	20	0.2	1.5	0.0	0.0	0.0
Monday, July 29, 2013	17:10	0:10	38	53	39	31	59	3.6	336	19	0.2	1.5	0.0	0.0	0.0
Monday, July 29, 2013	17:20	0:10	59	77	63	31	-5	2.7	343	19	0.0	0.7	0.0	0.0	0.0
Monday, July 29, 2013	17:30	0:10	58	82	53	32	-5	2.1	320	19	0.0	0.4	0.0	0.0	0.0
Monday, July 29, 2013	17:40	0:10	38	57	39	31	-5	1.7	315	20	0.0	0.7	0.0	0.0	0.0
Monday, July 29, 2013	17:50	0:10	34	45	37	31	-6	1.1	299	20	0.0	0.0	0.0	0.0	0.0
Monday, July 29, 2013	18:00	0:10	35	49	37	31	-5	1.6	305	20	0.0	0.0	0.0	0.4	0.0
Monday, July 29, 2013	18:10	0:10	37	56	40	32	11	4.1	299	19	0.0	0.0	0.0	0.0	0.0
Monday, July 29, 2013	18:20	0:10	34	47	36	31	88	4.4	290	19	0.0	0.0	0.0	0.0	0.0
Monday, July 29, 2013	18:30	0:10	36	59	38	30	8	2.9	290	19	0.0	0.0	0.0	1.9	0.0
Monday, July 29, 2013	18:40	0:10	37	51	41	30	-5	2.1	286	19	0.0	0.0	0.0	0.7	0.0
Monday, July 29, 2013	18:50	0:10	34	56	36	29	-6	1.7	295	20	0.0	0.9	0.0	1.1	0.0
Monday, July 29, 2013	19:00	0:10	31	44	34	28	-5	1.6	302	20	0.0	0.7	0.0	0.0	0.0
Monday, July 29, 2013	19:10	0:10	31	38	33	29	0	3.0	298	20	0.0	0.4	0.0	0.0	0.0
Monday, July 29, 2013	19:20	0:10	32	42	35	30	-5	2.8	299	20	0.0	0.0	0.0	0.0	0.0
Monday, July 29, 2013	19:30	0:10	31	43	33	29	-1	2.8	315	19	0.0	0.0	0.0	0.0	0.0
Monday, July 29, 2013	19:40	0:10	34	58	35	30	-6	2.6	317	19	0.0	0.0	0.0	0.0	0.0
Monday, July 29, 2013	19:50	0:10	36	52	40	29	-5	2.0	312	19	0.0	0.0	0.0	0.0	0.0
Monday, July 29, 2013	20:00	0:10	31	42	32	29	-5	1.4	300	18	0.0	0.0	0.0	0	

Table A-1: Location A Summer Compliance Evaluation

Date	Time	Duration	Leq	Lmax	L(10)	L(90)	WT N2	WT N2	Onsite Met	Onsite Met	Loc. A	Loc. A	Loc. 6	Loc. 6	Loc. 6
	Start Time	(min)	(dBA)	(dBA)	(dBA)	(dBA)	Output (kW)	HH WS (m/s)	WD @ 75m (degrees)	Temp. (°C)	Avg. WS @ 2m (m/s)	Gust WS @ 2m (m/s)	Avg. WS @ 2m (m/s)	Gust WS @ 2m (m/s)	Precip. (mm)
Monday, July 29, 2013	20:40	0:10	32	36	34	30	86	4.3	277	16	0.0	0.0	0.0	0.0	0.0
Monday, July 29, 2013	20:50	0:10	32	41	33	31	42	3.5	279	16	0.0	0.0	0.0	0.0	0.0
Monday, July 29, 2013	21:00	0:10	32	45	33	30	121	4.6	275	16	0.0	0.0	0.0	0.0	0.0
Monday, July 29, 2013	21:10	0:10	32	45	33	30	183	5.3	273	16	0.0	0.0	0.0	0.0	0.0
Monday, July 29, 2013	21:20	0:10	33	39	33	31	180	5.2	272	16	0.0	0.0	0.0	0.0	0.0
Monday, July 29, 2013	21:30	0:10	32	37	32	31	179	5.3	274	16	0.0	0.0	0.0	0.0	0.0
Monday, July 29, 2013	21:40	0:10	32	41	32	30	77	4.1	277	16	0.0	0.0	0.0	0.0	0.0
Monday, July 29, 2013	21:50	0:10	32	37	34	30	136	4.8	279	16	0.0	0.0	0.0	0.0	0.0
Monday, July 29, 2013	22:00	0:10	33	42	34	31	240	5.7	278	16	0.0	0.0	0.0	0.0	0.0
Monday, July 29, 2013	22:10	0:10	33	42	34	32	125	4.6	277	16	0.0	0.0	0.0	0.0	0.0
Monday, July 29, 2013	22:20	0:10	32	42	33	31	43	3.7	280	16	0.0	0.0	0.0	0.0	0.0
Monday, July 29, 2013	22:30	0:10	32	40	33	31	43	3.8	282	16	0.0	0.0	0.0	0.0	0.0
Monday, July 29, 2013	22:40	0:10	32	36	34	31	151	5.3	288	15	0.0	0.0	0.0	0.0	0.0
Monday, July 29, 2013	22:50	0:10	32	42	34	31	141	4.9	291	15	0.0	0.0	0.0	0.0	0.0
Monday, July 29, 2013	23:00	0:10	32	42	33	30	118	4.7	297	15	0.0	0.0	0.0	0.0	0.0
Monday, July 29, 2013	23:10	0:10	32	38	35	30	136	5.0	303	16	0.0	0.0	0.0	0.0	0.0
Monday, July 29, 2013	23:20	0:10	34	45	36	32	262	6.0	301	16	0.0	0.0	0.0	0.0	0.0
Monday, July 29, 2013	23:30	0:10	34	43	36	32	338	6.3	299	15	0.0	0.6	0.0	0.0	0.0
Monday, July 29, 2013	23:40	0:10	31	37	32	30	248	5.5	298	15	0.0	0.0	0.0	0.0	0.0
Monday, July 29, 2013	23:50	0:10	31	45	32	30	247	5.7	299	15	0.0	0.0	0.0	0.0	0.0
Tuesday, July 30, 2013	0:00	0:10	32	41	34	30	179	5.1	302	15	0.0	0.0	0.0	0.0	0.0
Tuesday, July 30, 2013	0:10	0:10	32	39	33	30	148	4.8	297	15	0.0	0.0	0.0	0.0	0.0
Tuesday, July 30, 2013	0:20	0:10	31	37	32	30	144	4.7	301	15	0.0	0.0	0.0	0.7	0.0
Tuesday, July 30, 2013	0:30	0:10	31	36	32	30	183	5.3	304	15	0.0	0.0	0.0	0.0	0.0
Tuesday, July 30, 2013	0:40	0:10	32	38	33	31	189	5.4	306	15	0.0	0.7	0.0	0.0	0.0
Tuesday, July 30, 2013	0:50	0:10	32	45	33	31	210	5.3	308	15	0.0	0.0	0.0	0.0	0.0
Tuesday, July 30, 2013	1:00	0:10	31	45	32	30	196	5.3	313	14	0.0	0.0	0.0	0.0	0.0
Tuesday, July 30, 2013	1:10	0:10	31	45	31	30	163	4.9	324	15	0.0	0.0	0.0	0.0	0.0
Tuesday, July 30, 2013	1:20	0:10	32	44	34	31	239	5.7	340	15	0.0	0.0	0.0	0.0	0.0
Tuesday, July 30, 2013	1:30	0:10	33	43	35	31	239	5.4	336	15	0.0	0.0	0.0	0.0	0.0
Tuesday, July 30, 2013	1:40	0:10	32	37	33	31	205	5.4	333	15	0.0	0.0	0.0	0.0	0.0
Tuesday, July 30, 2013	1:50	0:10	32	41	33	30	268	6.1	335	14	0.0	0.0	0.0	0.0	0.0
Tuesday, July 30, 2013	2:00	0:10	28	50	29	27	-4	5.8	335	14	0.0	0.0	0.0	0.0	0.0
Tuesday, July 30, 2013	2:10	0:10	29	40	31	27	-4	5.7	326	14	0.0	0.0	0.0	0.0	0.0
Tuesday, July 30, 2013	2:20	0:10	29	33	29	28	-4	5.7	320	14	0.0	0.0	0.0	0.7	0.0
Tuesday, July 30, 2013	2:30	0:10	29	37	29	28	-4	5.6	320	14	0.0	0.0	0.0	0.0	0.0
Tuesday, July 30, 2013	2:40	0:10	29	42	30	28	-4	5.9	315	14	0.0	0.0	0.0	0.0	0.0
Tuesday, July 30, 2013	2:50	0:10	30	42	31	29	-4	6.3	311	14	0.0	0.0	0.0	0.0	0.0
Tuesday, July 30, 2013	3:00	0:10	34	45	37	30	114	6.1	322	14	0.0	0.0	0.0	0.0	0.0
Tuesday, July 30, 2013	3:10	0:10	32	41	33	31	312	6.1	321	14	0.0	0.0	0.0	0.0	0.0
Tuesday, July 30, 2013	3:20	0:10	35	41	37	32	448	7.1	319	13	0.0	0.2	0.0	0.0	0.0
Tuesday, July 30, 2013	3:30	0:10	37	46	39	35	621	7.6	320	13	0.0	0.0	0.0	0.0	0.0
Tuesday, July 30, 2013	3:40	0:10	34	42	35	33	387	6.6	323	13	0.0	0.0	0.0	0.0	0.0
Tuesday, July 30, 2013	3:50	0:10	34	50	35	32	357	6.4	320	13	0.0	0.2	0.0	0.0	0.0
Tuesday, July 30, 2013	4:00	0:10	35	40	36	33	457	6.9	331	13	0.0	0.7	0.0	0.0	0.0
Tuesday, July 30, 2013	4:10	0:10	35	46	36	33	460	6.7	340	13	0.0	0.0	0.0	0.0	0.0
Tuesday, July 30, 2013	4:20	0:10	37	47	38	34	430	6.6	340	14	0.0	0.0	0.0	0.0	0.0
Tuesday, July 30, 2013	4:30	0:10	35	41	36	33	363	6.3	325	13	0.0	0.0	0.0	0.0	0.0
Tuesday, July 30, 2013	4:40	0:10	37	45	40	33	350	6.3	322	13	0.0	0.0	0.0	0.0	0.0
Tuesday, July 30, 2013	4:50	0:10	38	46	40	34	297	6.0	331	13	0.0	0.0	0.0	0.0	0.0
Tuesday, July 30, 2013	5:00	0:10	39	46	42	36	283	5.8	335	13	0.0	0.0	0.0	0.0	0.0
Tuesday, July 30, 2013	5:10	0:10	39	49	41	35	250	5.8	338	13	0.0	0.0	0.0	0.0	0.0
Tuesday, July 30, 2013	5:20	0:10	37	44	39	34	282	6.0	329	13	0.0	0.0	0.0	0.0	0.0
Tuesday, July 30, 2013	5:30	0:10	37	45	39	34	397	6.6	322	13	0.0	0.0	0.0	0.0	0.0
Tuesday, July 30, 2013	5:40	0:10	39	53	40	34	355	6.3	324	13	0.0	0.0	0.0	0.0	0.0
Tuesday, July 30, 2013	5:50	0:10	36	47	39	33	254	5.8	324	13	0.0	0.6	0.0	0.0	0.0
Tuesday, July 30, 2013	6:00	0:10	34	47	36	32	183	5.2	331	13	0.0	0.0	0.0	0.0	0.0
Tuesday, July 30, 2013	6:10	0:10	36	57	38	33	132	4.9	331	14	0.0	0.0	0.0	0.4	0.0
Tuesday, July 30, 2013	6:20	0:10	37	59	39	32	164	5.1	331	14	0.0	0.0	0.0	0.0	0.0
Tuesday, July 30, 2013	6:30	0:10	37	48	38	34	208	5.3	327	14	0.0	0.0	0.0	0.0	0.0
Tuesday, July 30, 2013	6:40	0:10	38	44	40	36	372	6.4	325	14	0.0	0.0	0.0	0.0	0.0
Tuesday, July 30, 2013	6:50	0:10	40	52	43	36	365	6.3	323	14	0.0	0.0	0.0	1.3	0.0
Tuesday, July 30, 2013	7:00	0:10	38	50	41	34	356	6.3	323	14	0.0	0.0	0.0	1.7	0.0
Tuesday, July 30, 2013	7:10	0:10	39	49	41	36	352	6.3	315	15	0.0	0.0	0.4	3.0	0.0
Tuesday, July 30, 2013	7:20	0:10	41	50	44	37	306	5.9	311	15	0.0	0.0	0.4	1.9	0.0
Tuesday, July 30, 2013	7:30	0:10	39	54	41	35	274	5.8	315	15	0.0	0.6	0.2	2.4	0.0
Tuesday, July 30, 2013	7:40	0:10	39	51	41	36	305	6.1	315	15	0.0	0.0	0.2	2.6	0.0
Tuesday, July 30, 2013	7:50	0:10	39	60	41	35	359	6.3	316	15	0.0	0.0	0.4	2.8	0.0
Tuesday, July 30, 2013	8:00	0:10	37	53	39	34	284	5.8	315	15	0.0	0.0	0.4	3.2	0.0
Tuesday, July 30, 2013	8:10	0:10	38	60	39	34	254	5.8	311	16	0.0	0.0	0.4	2.6	0.0
Tuesday, July 30, 2013	8:20	0:10	39	52	41	35	203	5.2	315	16	0.0	0.0	0.2	2.4	0.0
Tuesday, July 30, 2013	8:30	0:10	40	55	42	36	299	6.3	315	16	0.0	0.2	0.6	3.5	0.0
Tuesday, July 30, 2013	8:40	0:10	41	58	43	39	462	7.0	314	16	0.2	1.7	0.9	3.7	0.0
Tuesday, July 30, 2013	8:50	0:10	42	52	43	39	710	7.8	308	16	0.4	1.7	0.4	2.8	0.0
Tuesday, July 30, 2013	9:00	0:10	44	63	45	37	571	7.6	305	17	0.2	0.9	0.2	2.0	0.0
Tuesday, July 30, 2013	9:10	0:10	41	53	44	38	499	7.1	296	17	0.4	1.7	0.4	3.0	0.0
Tuesday, July 30, 2013	9:20	0:10	41	51	43	36	289	6.1	295	17	0.6	3.0	0.6	3.5	0.0
Tuesday, July 30, 2013	9:30	0:10	39	48	41	36	274	6.2	300	17	0.2	1.9	0.2	3.3	0.0
Tuesday, July 30, 2013	9:40	0:10	39	45	41	37	228	5.6	302	17	0.4	2.2	0.4	3.5	0.0
Tuesday, July 30, 2013	9:50	0:10	42	62	41	34	227	5.9	293	17	0.2	1.5	0.6	4.6	0.0
Tuesday, July 30, 2013	10:00	0:10	40	51	43	36	439	6.9	307	18	0.6	2.2	1.3	4.3	0.0
Tuesday, July 30, 2013	10:10	0:10	41	51	43	37	539	7.3	303	18	0.4	2.6	1.7	4.1	0.0
Tuesday, July 30, 2013	10:20	0:10	43	55	46	39	726	8.1	294	18	0.6	3.2	1.1	4.3	0.0
Tuesday, July 30, 2013	10:30	0:10	41	50	43	38	802	8.5	295	18	0.4	2.4	1.1	5.0	0.0
Tuesday, July 30, 2013	10:40	0:10	40	61	42	35	356	6.4	309	18	0.4	3.2	1.1	4.6	0.0
Tuesday, July 30, 2013	10:50	0:10	40	61	41	35	269	6.3	285	18	0.6	2.8	1.1	6.5	0.0
Tuesday, July 30															

Table A-1: Location A Summer Compliance Evaluation

Date	Time	Duration	Leq	Lmax	L(10)	L(90)	WT N2	WT N2	Onsite Met	Onsite Met	Loc. A	Loc. A	Loc. 6	Loc. 6	Loc. 6
	Start Time	(min)	(dBA)	(dBA)	(dBA)	(dBA)	Output (kW)	HH WS (m/s)	WD @ 75m (degrees)	Temp. (°C)	Avg. WS @ 2m (m/s)	Gust WS @ 2m (m/s)	Avg. WS @ 2m (m/s)	Gust WS @ 2m (m/s)	Precip. (mm)
Tuesday, July 30, 2013	11:40	0:10	44	57	47	37	562	7.5	311	18	0.4	2.2	0.4	3.5	0.0
Tuesday, July 30, 2013	11:50	0:10	40	47	42	36	435	7.2	321	19	0.4	2.4	1.1	4.3	0.0
Tuesday, July 30, 2013	12:00	0:10	38	53	41	35	395	6.8	318	19	0.2	2.2	0.9	5.6	0.0
Tuesday, July 30, 2013	12:10	0:10	43	53	47	38	681	7.9	320	19	0.4	4.1	1.1	4.3	0.0
Tuesday, July 30, 2013	12:20	0:10	42	60	44	39	799	8.5	325	20	0.6	2.0	1.3	4.3	0.0
Tuesday, July 30, 2013	12:30	0:10	42	51	46	37	898	8.9	328	19	0.4	3.0	0.9	4.3	0.0
Tuesday, July 30, 2013	12:40	0:10	41	49	44	38	705	8.1	302	18	0.4	2.6	0.6	4.4	0.0
Tuesday, July 30, 2013	12:50	0:10	40	52	42	36	433	7.0	305	20	0.2	1.7	0.6	3.9	0.0
Tuesday, July 30, 2013	13:00	0:10	39	55	41	36	412	6.8	313	20	0.2	1.9	0.4	2.8	0.0
Tuesday, July 30, 2013	13:10	0:10	41	48	43	36	574	7.6	306	19	0.6	2.2	1.1	5.4	0.0
Tuesday, July 30, 2013	13:20	0:10	42	57	44	38	795	8.4	312	20	0.4	2.2	1.1	4.4	0.0
Tuesday, July 30, 2013	13:30	0:10	41	48	43	36	917	8.7	302	20	0.6	3.0	0.7	3.5	0.0
Tuesday, July 30, 2013	13:40	0:10	39	47	42	35	339	6.4	317	19	0.6	2.4	0.7	3.5	0.0
Tuesday, July 30, 2013	13:50	0:10	38	49	40	34	294	6.4	301	20	0.4	2.8	0.9	5.9	0.0
Tuesday, July 30, 2013	14:00	0:10	43	52	46	37	-4	5.8	302	21	0.6	4.4	0.6	4.8	0.0
Tuesday, July 30, 2013	14:10	0:10	42	52	47	34	-5	8.3	297	20	0.6	2.8	1.5	5.6	0.0
Tuesday, July 30, 2013	14:20	0:10	38	47	42	33	-5	7.7	294	20	0.2	1.9	0.7	4.4	0.0
Tuesday, July 30, 2013	14:30	0:10	39	56	42	34	-4	5.7	301	20	0.2	2.0	0.4	2.2	0.0
Tuesday, July 30, 2013	14:40	0:10	38	48	41	32	-5	6.2	311	21	0.4	2.8	0.7	4.3	0.0
Tuesday, July 30, 2013	14:50	0:10	44	62	46	35	-4	6.5	303	21	0.4	2.8	0.6	3.0	0.0
Tuesday, July 30, 2013	15:00	0:10	42	47	43	39	941	9.4	301	21	0.7	3.2	1.1	4.8	0.0
Tuesday, July 30, 2013	15:10	0:10	42	48	44	40	1028	9.4	319	21	0.4	2.2	1.1	4.4	0.0
Tuesday, July 30, 2013	15:20	0:10	41	56	43	37	566	7.3	307	21	0.6	2.4	0.7	3.2	0.0
Tuesday, July 30, 2013	15:30	0:10	39	51	42	35	301	6.2	303	21	0.4	2.0	0.4	2.8	0.0
Tuesday, July 30, 2013	15:40	0:10	39	48	41	36	286	6.3	299	21	0.6	2.4	0.6	3.5	0.0
Tuesday, July 30, 2013	15:50	0:10	39	47	42	35	271	6.2	297	21	0.6	1.7	0.9	3.5	0.0
Tuesday, July 30, 2013	16:00	0:10	37	49	39	33	288	6.1	299	21	0.2	1.3	0.6	4.3	0.0
Tuesday, July 30, 2013	16:10	0:10	41	50	45	36	385	6.7	316	21	0.4	3.7	0.4	2.6	0.0
Tuesday, July 30, 2013	16:20	0:10	39	57	41	34	423	6.9	316	21	0.4	2.2	0.9	3.0	0.0
Tuesday, July 30, 2013	16:30	0:10	40	48	42	37	659	7.8	310	21	0.2	1.7	0.4	3.2	0.0
Tuesday, July 30, 2013	16:40	0:10	38	46	40	36	315	6.3	310	21	0.6	2.4	0.7	3.2	0.0
Tuesday, July 30, 2013	16:50	0:10	38	48	40	35	314	6.0	298	21	0.0	1.3	0.6	4.4	0.0
Tuesday, July 30, 2013	17:00	0:10	41	53	44	36	591	7.7	307	21	0.6	3.3	0.4	3.5	0.0
Tuesday, July 30, 2013	17:10	0:10	44	63	45	39	855	8.3	304	20	0.4	2.8	1.3	4.1	0.0
Tuesday, July 30, 2013	17:20	0:10	41	46	43	38	561	7.4	309	20	0.4	2.2	0.7	2.8	0.0
Tuesday, July 30, 2013	17:30	0:10	37	45	39	35	306	6.2	303	20	0.4	2.8	0.6	3.2	0.0
Tuesday, July 30, 2013	17:40	0:10	38	48	40	35	466	6.8	309	20	0.4	2.0	0.4	3.3	0.0
Tuesday, July 30, 2013	17:50	0:10	41	59	42	36	485	7.2	308	20	0.0	1.7	0.4	2.6	0.0
Tuesday, July 30, 2013	18:00	0:10	42	68	42	35	237	5.8	304	19	0.4	2.2	0.2	2.6	0.0
Tuesday, July 30, 2013	18:10	0:10	41	60	42	37	518	7.5	298	19	0.4	1.7	0.2	3.2	0.0
Tuesday, July 30, 2013	18:20	0:10	41	52	44	37	474	7.0	301	19	0.0	0.9	0.7	3.5	0.0
Tuesday, July 30, 2013	18:30	0:10	39	53	41	37	610	7.8	303	19	0.0	1.1	0.2	2.8	0.0
Tuesday, July 30, 2013	18:40	0:10	38	50	40	34	353	6.3	307	19	0.0	0.4	0.0	1.5	0.0
Tuesday, July 30, 2013	18:50	0:10	59	80	49	33	236	5.7	306	18	0.0	0.0	0.0	0.4	0.0
Tuesday, July 30, 2013	19:00	0:10	44	64	43	32	225	5.7	306	18	0.0	0.0	0.0	0.2	0.0
Tuesday, July 30, 2013	19:10	0:10	34	41	36	31	187	5.4	306	18	0.0	0.0	0.0	0.0	0.0
Tuesday, July 30, 2013	19:20	0:10	34	42	35	31	246	5.9	303	18	0.0	0.0	0.0	0.0	0.0
Tuesday, July 30, 2013	19:30	0:10	37	45	39	34	479	7.1	303	17	0.0	0.0	0.0	0.0	0.0
Tuesday, July 30, 2013	19:40	0:10	39	61	39	35	512	7.2	308	17	0.0	0.0	0.0	0.0	0.0
Tuesday, July 30, 2013	19:50	0:10	55	79	49	33	369	6.4	307	17	0.0	0.0	0.0	0.0	0.0
Tuesday, July 30, 2013	20:00	0:10	44	61	43	32	170	5.1	309	17	0.0	0.0	0.0	0.0	0.0
Tuesday, July 30, 2013	20:10	0:10	34	44	36	31	95	4.5	308	16	0.0	0.0	0.0	0.0	0.0
Tuesday, July 30, 2013	20:20	0:10	35	47	38	32	39	3.7	307	16	0.0	0.0	0.0	0.0	0.0
Tuesday, July 30, 2013	20:30	0:10	36	45	39	32	8	3.3	308	16	0.0	0.0	0.0	0.0	0.0
Tuesday, July 30, 2013	20:40	0:10	35	46	38	30	-8	3.1	306	16	0.0	0.0	0.0	0.0	0.0
Tuesday, July 30, 2013	20:50	0:10	32	40	35	29	-2	3.1	302	16	0.0	0.0	0.0	0.0	0.0
Tuesday, July 30, 2013	21:00	0:10	36	54	38	30	1	2.9	302	16	0.0	0.0	0.0	0.0	0.0
Tuesday, July 30, 2013	21:10	0:10	47	78	49	30	4	3.2	303	15	0.0	0.0	0.0	0.0	0.0
Tuesday, July 30, 2013	21:20	0:10	56	79	53	30	10	3.3	303	15	0.0	0.4	0.0	0.0	0.0
Tuesday, July 30, 2013	21:30	0:10	43	65	41	32	21	3.3	300	15	0.0	0.0	0.0	0.0	0.0
Tuesday, July 30, 2013	21:40	0:10	32	45	34	30	13	3.3	299	15	0.0	0.0	0.0	0.0	0.0
Tuesday, July 30, 2013	21:50	0:10	33	40	35	30	14	3.2	302	15	0.0	0.0	0.0	0.0	0.0
Tuesday, July 30, 2013	22:00	0:10	32	41	34	29	-2	3.3	305	15	0.0	0.0	0.0	0.0	0.0
Tuesday, July 30, 2013	22:10	0:10	32	43	35	28	-2	3.3	310	15	0.0	0.0	0.0	0.0	0.0
Tuesday, July 30, 2013	22:20	0:10	32	59	33	27	-10	2.6	310	15	0.0	0.0	0.0	0.0	0.0
Tuesday, July 30, 2013	22:30	0:10	45	78	34	26	-8	2.1	308	15	0.0	0.0	0.0	0.0	0.0
Tuesday, July 30, 2013	22:40	0:10	29	46	32	26	-5	2.3	309	16	0.0	0.0	0.0	0.0	0.0
Tuesday, July 30, 2013	22:50	0:10	29	50	30	26	-6	2.2	309	16	0.0	0.0	0.0	0.0	0.0
Tuesday, July 30, 2013	23:00	0:10	28	38	30	26	-5	1.7	310	16	0.0	0.0	0.0	0.0	0.0
Tuesday, July 30, 2013	23:10	0:10	28	45	30	25	-5	1.6	307	15	0.0	0.0	0.0	0.0	0.0
Tuesday, July 30, 2013	23:20	0:10	28	36	30	26	-1	1.7	301	15	0.0	0.0	0.0	0.0	0.0
Tuesday, July 30, 2013	23:30	0:10	29	36	31	28	-1	2.4	296	15	0.0	0.0	0.0	0.0	0.0
Tuesday, July 30, 2013	23:40	0:10	31	46	32	27	0	1.9	298	15	0.0	0.0	0.0	0.0	0.0
Tuesday, July 30, 2013	23:50	0:10	28	43	29	27	0	2.3	301	15	0.0	0.0	0.0	0.0	0.0
Wednesday, July 31, 2013	0:00	0:10	29	44	31	26	0	2.2	298	15	0.0	0.0	0.0	0.0	0.0
Wednesday, July 31, 2013	0:10	0:10	46	82	28	27	-1	2.2	300	15	0.0	0.2	0.0	0.0	0.0
Wednesday, July 31, 2013	0:20	0:10	28	42	29	26	0	2.2	303	15	0.0	0.2	0.0	0.0	0.0
Wednesday, July 31, 2013	0:30	0:10	28	38	31	26	0	2.3	303	15	0.0	0.0	0.0	0.0	0.0
Wednesday, July 31, 2013	0:40	0:10	29	43	31	26	-9	3.0	311	15	0.0	0.0	0.0	0.0	0.0
Wednesday, July 31, 2013	0:50	0:10	28	34	29	27	10	3.5	306	14	0.0	0.0	0.0	0.0	0.0
Wednesday, July 31, 2013	1:00	0:10	30	40	31	28	2	3.2	310	14	0.0	0.0	0.0	0.0	0.0
Wednesday, July 31, 2013	1:10	0:10	28	38	29	28	-1	3.1	309	15	0.0	0.0	0.0	0.0	0.0
Wednesday, July 31, 2013	1:20	0:10	29	41	29	28	1	3.0	312	15	0.0	0.0	0.0	0.0	0.0
Wednesday, July 31, 2013	1:30	0:10	29	44	30	29	55	4.0	313	14	0.0	0.0	0.0	0.0	0.0
Wednesday, July 31, 2013	1:40	0:10	30	41	31	29	86	4.4	312	14	0.0	0.0	0.0	0.0	0.0
Wednesday, July 31, 2013	1:50	0:10	31	45	31	26	57	4.6	307	14	0.0	0.0	0.0	0.0	0.0
Wednesday, July 31, 201															

Table A-1: Location A Summer Compliance Evaluation

Date	Time	Duration	Leq	Lmax	L(10)	L(90)	WT N2	WT N2	Onsite Met	Onsite Met	Loc. A	Loc. A	Loc. 6	Loc. 6	Loc. 6
	Start Time	(min)	(dBA)	(dBA)	(dBA)	(dBA)	Output (kW)	HH WS (m/s)	WD @ 75m (degrees)	Temp. (°C)	Avg. WS @ 2m (m/s)	Gust WS @ 2m (m/s)	Avg. WS @ 2m (m/s)	Gust WS @ 2m (m/s)	Precip. (mm)
Wednesday, July 31, 2013	2:40	0:10	27	36	28	26	-4	6.3	303	14	0.0	0.4	0.0	0.0	0.0
Wednesday, July 31, 2013	2:50	0:10	27	43	30	25	-3	7.0	306	14	0.0	0.2	0.0	0.0	0.0
Wednesday, July 31, 2013	3:00	0:10	32	38	34	28	329	6.7	309	14	0.0	0.0	0.0	0.0	0.0
Wednesday, July 31, 2013	3:10	0:10	35	41	37	32	500	7.1	312	14	0.0	0.0	0.0	0.0	0.0
Wednesday, July 31, 2013	3:20	0:10	36	44	37	34	609	7.7	310	13	0.0	0.0	0.0	0.0	0.0
Wednesday, July 31, 2013	3:30	0:10	33	44	34	32	391	6.7	312	13	0.0	0.2	0.0	0.0	0.0
Wednesday, July 31, 2013	3:40	0:10	33	49	34	30	212	5.5	312	13	0.0	0.0	0.0	0.0	0.0
Wednesday, July 31, 2013	3:50	0:10	31	43	32	30	166	5.2	310	13	0.0	0.0	0.0	0.0	0.0
Wednesday, July 31, 2013	4:00	0:10	33	44	35	31	237	5.6	313	13	0.0	0.0	0.0	0.0	0.0
Wednesday, July 31, 2013	4:10	0:10	33	42	34	31	264	5.9	313	13	0.0	0.0	0.0	0.0	0.0
Wednesday, July 31, 2013	4:20	0:10	36	50	39	31	205	5.4	315	13	0.0	0.0	0.0	0.0	0.0
Wednesday, July 31, 2013	4:30	0:10	34	40	35	32	232	5.7	312	13	0.0	0.2	0.0	0.0	0.0
Wednesday, July 31, 2013	4:40	0:10	37	51	40	33	301	6.1	316	13	0.0	0.0	0.0	0.0	0.0
Wednesday, July 31, 2013	4:50	0:10	39	46	41	35	344	6.4	316	13	0.0	0.0	0.0	0.0	0.0
Wednesday, July 31, 2013	5:00	0:10	38	47	41	34	265	5.7	315	13	0.0	0.0	0.0	0.0	0.0
Wednesday, July 31, 2013	5:10	0:10	55	91	40	33	175	5.1	312	13	0.0	0.0	0.0	0.0	0.0
Wednesday, July 31, 2013	5:20	0:10	37	59	40	33	117	4.5	311	13	0.0	0.0	0.0	0.0	0.0
Wednesday, July 31, 2013	5:30	0:10	37	46	40	32	122	4.6	310	13	0.0	0.0	0.0	0.0	0.0
Wednesday, July 31, 2013	5:40	0:10	36	44	39	32	125	4.6	314	13	0.0	0.0	0.0	0.0	0.0
Wednesday, July 31, 2013	5:50	0:10	41	60	45	33	231	5.6	316	13	0.0	0.0	0.0	0.0	0.0
Wednesday, July 31, 2013	6:00	0:10	35	44	37	31	208	5.4	329	13	0.0	0.0	0.0	0.0	0.0
Wednesday, July 31, 2013	6:10	0:10	36	50	37	33	233	5.7	331	13	0.0	0.0	0.0	0.0	0.0
Wednesday, July 31, 2013	6:20	0:10	42	57	44	34	194	5.2	328	13	0.0	0.0	0.0	0.2	0.0
Wednesday, July 31, 2013	6:30	0:10	38	50	41	34	186	5.2	329	14	0.0	0.0	0.0	0.0	0.0
Wednesday, July 31, 2013	6:40	0:10	39	49	42	32	119	4.5	337	14	0.0	0.0	0.0	0.0	0.0
Wednesday, July 31, 2013	6:50	0:10	37	51	41	32	67	4.0	330	14	0.0	0.0	0.0	0.0	0.0
Wednesday, July 31, 2013	7:00	0:10	36	46	38	32	91	4.3	332	14	0.0	0.0	0.0	0.0	0.0
Wednesday, July 31, 2013	7:10	0:10	36	43	39	33	135	4.8	333	15	0.0	0.0	0.0	0.0	0.0
Wednesday, July 31, 2013	7:20	0:10	35	43	37	33	140	4.8	341	15	0.0	0.0	0.0	0.0	0.0
Wednesday, July 31, 2013	7:30	0:10	35	50	37	32	111	4.4	335	16	0.0	0.0	0.0	0.0	0.0
Wednesday, July 31, 2013	7:40	0:10	36	44	38	33	92	4.2	331	16	0.0	0.7	0.0	0.0	0.0
Wednesday, July 31, 2013	7:50	0:10	38	45	40	34	101	4.3	338	16	0.0	0.0	0.0	0.0	0.0
Wednesday, July 31, 2013	8:00	0:10	37	47	39	33	59	4.0	340	17	0.0	0.0	0.0	0.2	0.0
Wednesday, July 31, 2013	8:10	0:10	36	51	37	31	20	3.2	342	17	0.0	0.0	0.0	0.0	0.0
Wednesday, July 31, 2013	8:20	0:10	35	51	38	31	-6	2.3	327	17	0.0	0.0	0.0	0.0	0.0
Wednesday, July 31, 2013	8:30	0:10	33	46	36	28	-7	2.7	325	17	0.0	0.0	0.0	0.0	0.0
Wednesday, July 31, 2013	8:40	0:10	39	57	39	30	-5	2.6	298	18	0.0	0.0	0.0	1.3	0.0
Wednesday, July 31, 2013	8:50	0:10	37	59	41	29	-5	2.5	289	18	0.0	0.0	0.0	0.7	0.0
Wednesday, July 31, 2013	9:00	0:10	32	41	34	29	0	2.7	284	18	0.0	0.0	0.0	0.4	0.0
Wednesday, July 31, 2013	9:10	0:10	32	51	33	29	13	3.1	304	19	0.0	0.0	0.2	2.4	0.0
Wednesday, July 31, 2013	9:20	0:10	41	63	34	29	16	3.2	341	18	0.0	0.0	0.0	1.3	0.0
Wednesday, July 31, 2013	9:30	0:10	33	45	35	29	6	3.0	9	18	0.0	0.0	0.0	1.7	0.0
Wednesday, July 31, 2013	9:40	0:10	32	51	33	30	-3	2.5	345	18	0.0	1.9	0.2	2.6	0.0
Wednesday, July 31, 2013	9:50	0:10	38	64	36	30	-5	2.3	323	18	0.0	0.0	0.2	2.4	0.0
Wednesday, July 31, 2013	10:00	0:10	33	47	35	31	-5	2.1	318	19	0.0	0.0	0.4	2.6	0.0
Wednesday, July 31, 2013	10:10	0:10	34	46	35	31	-5	2.4	319	19	0.0	0.6	0.2	2.8	0.0
Wednesday, July 31, 2013	10:20	0:10	31	44	33	27	-5	2.3	324	20	0.0	0.9	0.0	1.5	0.0
Wednesday, July 31, 2013	10:30	0:10	35	48	39	30	-6	0.9	342	19	0.0	0.0	0.0	1.1	0.0
Wednesday, July 31, 2013	10:40	0:10	31	49	33	26	-6	1.5	313	20	0.0	0.0	0.0	0.0	0.0
Wednesday, July 31, 2013	10:50	0:10	34	44	37	28	-2	1.6	307	20	0.0	0.0	0.0	0.4	0.0
Wednesday, July 31, 2013	11:00	0:10	31	43	34	27	-1	1.8	290	20	0.0	0.2	0.0	1.7	0.0
Wednesday, July 31, 2013	11:10	0:10	37	52	39	29	-1	1.4	313	20	0.0	0.2	0.0	0.0	0.0
Wednesday, July 31, 2013	11:20	0:10	32	44	35	28	-1	1.9	307	20	0.0	0.0	0.0	1.3	0.0
Wednesday, July 31, 2013	11:30	0:10	34	45	37	29	-1	2.0	291	20	0.2	2.0	0.2	1.5	0.0
Wednesday, July 31, 2013	11:40	0:10	30	38	33	27	-1	1.9	310	21	0.2	1.5	0.0	2.6	0.0
Wednesday, July 31, 2013	11:50	0:10	31	40	32	28	-1	1.6	292	20	0.0	0.2	0.2	2.4	0.0
Wednesday, July 31, 2013	12:00	0:10	31	48	34	27	-3	3.0	282	21	0.0	1.3	0.4	2.0	0.0
Wednesday, July 31, 2013	12:10	0:10	44	74	38	28	-6	2.7	310	21	0.6	1.7	0.2	2.2	0.0
Wednesday, July 31, 2013	12:20	0:10	30	47	32	27	-6	2.4	349	21	0.2	1.3	0.6	2.2	0.0
Wednesday, July 31, 2013	12:30	0:10	35	62	34	29	-5	2.4	292	21	0.0	0.4	0.2	2.2	0.0
Wednesday, July 31, 2013	12:40	0:10	36	60	37	32	25	3.6	246	21	0.4	2.0	0.2	2.2	0.0
Wednesday, July 31, 2013	12:50	0:10	33	43	35	31	4	2.8	285	22	0.2	1.5	0.2	1.9	0.0
Wednesday, July 31, 2013	13:00	0:10	38	64	38	31	14	3.3	257	22	0.2	1.1	0.0	0.7	0.0
Wednesday, July 31, 2013	13:10	0:10	37	57	38	31	21	3.1	265	23	0.2	1.3	0.6	2.6	0.0
Wednesday, July 31, 2013	13:20	0:10	35	50	37	32	78	4.2	308	22	0.0	1.1	0.4	2.4	0.0
Wednesday, July 31, 2013	13:30	0:10	36	49	39	32	19	3.4	296	21	0.4	1.5	0.2	2.2	0.0
Wednesday, July 31, 2013	13:40	0:10	33	49	35	30	60	3.9	314	20	0.0	0.7	0.2	1.3	0.0
Wednesday, July 31, 2013	13:50	0:10	34	55	36	30	5	2.9	324	20	0.2	1.3	0.0	0.4	0.0
Wednesday, July 31, 2013	14:00	0:10	31	51	34	26	-4	3.7	271	21	0.0	0.6	0.0	0.0	0.0
Wednesday, July 31, 2013	14:10	0:10	34	56	35	29	-4	2.2	269	21	0.0	0.6	0.0	1.9	0.0
Wednesday, July 31, 2013	14:20	0:10	31	45	32	27	-4	2.5	274	21	0.0	0.7	0.0	0.6	0.0
Wednesday, July 31, 2013	14:30	0:10	31	42	33	27	-4	1.7	270	22	0.0	0.0	0.0	0.2	0.0
Wednesday, July 31, 2013	14:40	0:10	36	53	37	28	-5	1.5	282	23	0.0	0.7	0.0	0.0	0.0
Wednesday, July 31, 2013	14:50	0:10	29	45	31	25	-2	2.4	246	23	0.0	0.6	0.0	1.3	0.0
Wednesday, July 31, 2013	15:00	0:10	29	40	31	25	-1	1.3	258	24	0.0	0.0	0.0	1.5	0.0
Wednesday, July 31, 2013	15:10	0:10	33	43	36	28	10	2.7	299	23	0.0	0.0	0.4	3.2	0.0
Wednesday, July 31, 2013	15:20	0:10	35	52	37	30	-5	2.3	278	23	0.0	0.4	0.2	1.9	0.0
Wednesday, July 31, 2013	15:30	0:10	32	40	34	28	-5	2.5	272	23	0.0	1.1	0.2	1.9	0.0
Wednesday, July 31, 2013	15:40	0:10	33	44	35	29	-5	2.3	296	23	0.0	0.0	0.4	3.0	0.0
Wednesday, July 31, 2013	15:50	0:10	38	49	43	30	-5	2.4	343	23	0.0	0.0	0.4	2.0	0.0
Wednesday, July 31, 2013	16:00	0:10	34	49	36	30	-7	2.6	342	23	0.0	0.0	0.4	2.4	0.0
Wednesday, July 31, 2013	16:10	0:10	29	38	32	25	-5	1.3	330	23	0.0	0.2	0.2	2.6	0.0
Wednesday, July 31, 2013	16:20	0:10	26	37	27	24	-5	1.5	333	22	0.0	0.0	0.0	0.0	0.0
Wednesday, July 31, 2013	16:30	0:10	26	35	27	23	-5	1.6	304	22	0.0	0.0	0.0	0.7	0.0
Wednesday, July 31, 2013	16:40	0:10	28	47	29	25	-5	1.3	311	23	0.0	0.0	0.0	0.0	0.0
Wednesday, July 31, 2013	16:50	0:10	28	33	30	26	-5	2.7	294	22	0.0	0.2	0.0	0.0	0.0
Wednesday, July 31, 2013	17:00	0:10	38	60	34	28	-1	1.6	2						

Table A-1: Location A Summer Compliance Evaluation

Date	Time	Duration	Leq	Lmax	L(10)	L(90)	WT N2	WT N2	Onsite Met	Onsite Met	Loc. A	Loc. A	Loc. 6	Loc. 6	Loc. 6
	Start Time	(min)	(dBA)	(dBA)	(dBA)	(dBA)	Output (kW)	HH WS (m/s)	WD @ 75m (degrees)	Temp. (°C)	Avg. WS @ 2m (m/s)	Gust WS @ 2m (m/s)	Avg. WS @ 2m (m/s)	Gust WS @ 2m (m/s)	Precip. (mm)
Wednesday, July 31, 2013	17:40	0:10	31	38	33	28	-1	2.7	259	23	0.0	0.0	0.0	0.2	0.0
Wednesday, July 31, 2013	17:50	0:10	31	47	32	29	-3	2.5	241	23	0.0	0.6	0.0	0.0	0.0
Wednesday, July 31, 2013	18:00	0:10	33	42	35	29	4	2.8	238	22	0.0	0.2	0.0	0.0	0.0
Wednesday, July 31, 2013	18:10	0:10	34	37	35	33	8	3.2	227	22	0.0	0.2	0.0	0.0	0.0
Wednesday, July 31, 2013	18:20	0:10	35	43	37	33	7	3.2	230	21	0.0	0.0	0.0	0.0	0.0
Wednesday, July 31, 2013	18:30	0:10	36	46	38	34	5	3.0	217	20	0.0	0.0	0.0	0.0	0.0
Wednesday, July 31, 2013	18:40	0:10	35	53	37	33	3	3.1	204	20	0.0	0.0	0.0	0.0	0.0
Wednesday, July 31, 2013	18:50	0:10	36	45	38	33	-5	2.9	198	20	0.0	0.0	0.0	0.0	0.0
Wednesday, July 31, 2013	19:00	0:10	34	45	35	30	-5	2.9	195	21	0.0	0.0	0.0	0.0	0.0
Wednesday, July 31, 2013	19:10	0:10	36	49	39	32	-1	3.1	215	20	0.0	0.0	0.0	0.0	0.0
Wednesday, July 31, 2013	19:20	0:10	33	58	35	30	-3	3.0	198	20	0.0	0.0	0.0	0.0	0.0
Wednesday, July 31, 2013	19:30	0:10	34	53	37	28	-3	3.0	198	19	0.0	0.0	0.0	0.0	0.0
Wednesday, July 31, 2013	19:40	0:10	39	60	39	30	0	3.1	190	18	0.0	0.0	0.0	0.0	0.0
Wednesday, July 31, 2013	19:50	0:10	42	63	40	31	17	3.4	177	18	0.0	0.0	0.0	0.0	0.0
Wednesday, July 31, 2013	20:00	0:10	42	66	35	30	7	3.3	171	18	0.0	0.0	0.0	0.0	0.0
Wednesday, July 31, 2013	20:10	0:10	44	67	39	32	-4	2.9	162	18	0.0	0.0	0.0	0.0	0.0
Wednesday, July 31, 2013	20:20	0:10	31	37	33	30	-5	2.4	164	17	0.0	0.0	0.0	0.0	0.0
Wednesday, July 31, 2013	20:30	0:10	32	42	33	29	-6	2.6	167	17	0.0	0.0	0.0	0.0	0.0
Wednesday, July 31, 2013	20:40	0:10	33	42	34	31	-6	3.1	171	17	0.0	0.0	0.0	0.0	0.0
Wednesday, July 31, 2013	20:50	0:10	34	46	35	31	26	3.7	174	17	0.0	0.0	0.0	0.0	0.0
Wednesday, July 31, 2013	21:00	0:10	32	42	33	31	34	3.7	174	17	0.0	0.0	0.0	0.0	0.0
Wednesday, July 31, 2013	21:10	0:10	34	42	36	32	25	3.4	175	17	0.0	0.0	0.0	0.0	0.0
Wednesday, July 31, 2013	21:20	0:10	32	47	34	30	-7	2.2	177	17	0.0	0.0	0.0	0.0	0.0
Wednesday, July 31, 2013	21:30	0:10	32	43	33	31	-5	2.0	177	17	0.0	0.0	0.0	0.0	0.0
Wednesday, July 31, 2013	21:40	0:10	32	40	34	30	-5	2.2	177	17	0.0	0.0	0.0	0.0	0.0
Wednesday, July 31, 2013	21:50	0:10	32	44	33	30	-5	2.4	178	17	0.0	0.0	0.0	0.0	0.0
Wednesday, July 31, 2013	22:00	0:10	31	39	32	29	-6	3.0	172	17	0.0	0.0	0.0	0.0	0.0
Wednesday, July 31, 2013	22:10	0:10	30	47	32	29	-5	2.8	178	17	0.0	0.0	0.0	0.0	0.0
Wednesday, July 31, 2013	22:20	0:10	32	47	34	29	-4	1.9	183	17	0.0	0.0	0.0	0.0	0.0
Wednesday, July 31, 2013	22:30	0:10	35	49	38	29	-2	0.5	189	16	0.0	0.0	0.0	0.0	0.0
Wednesday, July 31, 2013	22:40	0:10	31	39	33	28	-1	0.4	188	16	0.0	0.0	0.0	0.0	0.0
Wednesday, July 31, 2013	22:50	0:10	29	43	30	26	-1	0.7	202	16	0.0	0.0	0.0	0.0	0.0
Wednesday, July 31, 2013	23:00	0:10	33	56	37	26	-1	0.6	206	16	0.0	0.0	0.0	0.0	0.0
Wednesday, July 31, 2013	23:10	0:10	28	49	29	26	-1	1.0	224	16	0.0	0.0	0.0	0.0	0.0
Wednesday, July 31, 2013	23:20	0:10	27	35	28	25	-1	0.7	225	16	0.0	0.0	0.0	0.0	0.0
Wednesday, July 31, 2013	23:30	0:10	29	44	31	26	-1	0.8	216	16	0.0	0.0	0.0	0.0	0.0
Wednesday, July 31, 2013	23:40	0:10	29	36	31	25	0	1.2	215	16	0.0	0.0	0.0	0.0	0.0
Wednesday, July 31, 2013	23:50	0:10	27	36	29	25	-1	1.3	218	16	0.0	0.0	0.0	0.0	0.0
Thursday, August 01, 2013	0:00	0:10	26	37	28	23	0	1.1	223	16	0.0	0.0	0.0	0.0	0.0
Thursday, August 01, 2013	0:10	0:10	29	45	32	24	-1	1.2	245	16	0.0	0.0	0.0	0.0	0.0
Thursday, August 01, 2013	0:20	0:10	27	45	29	23	0	2.1	237	16	0.0	0.0	0.0	0.0	0.0
Thursday, August 01, 2013	0:30	0:10	26	45	26	24	-1	2.2	219	16	0.0	0.0	0.0	0.0	0.0
Thursday, August 01, 2013	0:40	0:10	28	36	31	25	-3	3.1	216	16	0.0	0.0	0.0	0.0	0.0
Thursday, August 01, 2013	0:50	0:10	28	35	29	27	-2	3.1	216	16	0.0	0.0	0.0	0.0	0.0
Thursday, August 01, 2013	1:00	0:10	27	38	28	26	-9	2.7	201	16	0.0	0.0	0.0	0.0	0.0
Thursday, August 01, 2013	1:10	0:10	26	37	27	24	-5	1.8	186	16	0.0	0.0	0.0	0.0	0.0
Thursday, August 01, 2013	1:20	0:10	26	34	29	24	-5	1.8	177	16	0.0	0.0	0.0	0.0	0.0
Thursday, August 01, 2013	1:30	0:10	26	39	29	23	-5	1.2	178	16	0.0	0.0	0.0	0.0	0.0
Thursday, August 01, 2013	1:40	0:10	26	34	28	23	-5	0.5	178	16	0.0	0.0	0.0	0.0	0.0
Thursday, August 01, 2013	1:50	0:10	24	33	25	23	-5	0.4	178	16	0.0	0.0	0.0	0.0	0.0
Thursday, August 01, 2013	2:00	0:10	25	43	27	23	-2	0.5	179	16	0.0	0.0	0.0	0.0	0.0
Thursday, August 01, 2013	2:10	0:10	24	34	25	23	0	0.7	183	15	0.0	0.0	0.0	0.0	0.0
Thursday, August 01, 2013	2:20	0:10	25	35	26	23	0	0.5	191	15	0.0	0.0	0.0	0.0	0.0
Thursday, August 01, 2013	2:30	0:10	24	40	25	23	0	0.7	201	15	0.0	0.0	0.0	0.0	0.0
Thursday, August 01, 2013	2:40	0:10	23	34	24	21	0	0.9	202	15	0.0	0.0	0.0	0.0	0.0
Thursday, August 01, 2013	2:50	0:10	25	34	27	22	0	2.4	209	15	0.0	0.0	0.0	0.0	0.0
Thursday, August 01, 2013	3:00	0:10	23	44	24	22	-1	1.9	214	15	0.0	0.0	0.0	0.0	0.0
Thursday, August 01, 2013	3:10	0:10	25	37	25	22	-1	1.0	213	15	0.0	0.0	0.0	0.0	0.0
Thursday, August 01, 2013	3:20	0:10	23	34	24	22	-1	2.0	224	15	0.0	0.0	0.0	0.0	0.0
Thursday, August 01, 2013	3:30	0:10	24	41	24	22	0	1.7	220	15	0.0	0.0	0.0	0.0	0.0
Thursday, August 01, 2013	3:40	0:10	25	34	26	24	0	1.8	211	15	0.0	0.0	0.0	0.0	0.0
Thursday, August 01, 2013	3:50	0:10	26	42	27	23	0	1.8	213	14	0.0	0.2	0.0	0.0	0.0
Thursday, August 01, 2013	4:00	0:10	26	45	28	23	0	1.9	213	14	0.0	0.0	0.0	0.0	0.0
Thursday, August 01, 2013	4:10	0:10	27	36	30	23	0	2.6	209	14	0.0	0.0	0.0	0.0	0.0
Thursday, August 01, 2013	4:20	0:10	25	34	27	23	0	2.4	202	15	0.0	0.0	0.0	0.0	0.0
Thursday, August 01, 2013	4:30	0:10	23	43	24	21	-1	2.2	201	15	0.0	0.0	0.0	0.0	0.0
Thursday, August 01, 2013	4:40	0:10	34	44	39	23	0	2.0	203	15	0.0	0.0	0.0	0.0	0.0
Thursday, August 01, 2013	4:50	0:10	36	45	40	28	-1	1.1	199	15	0.0	0.0	0.0	0.0	0.0
Thursday, August 01, 2013	5:00	0:10	36	46	39	29	-1	1.9	195	15	0.0	0.0	0.0	0.0	0.0
Thursday, August 01, 2013	5:10	0:10	37	50	39	30	0	2.4	195	15	0.0	0.0	0.0	0.0	0.0
Thursday, August 01, 2013	5:20	0:10	33	43	36	28	0	2.4	195	15	0.0	0.0	0.0	0.0	0.0
Thursday, August 01, 2013	5:30	0:10	30	44	32	27	-1	2.5	188	15	0.0	0.0	0.0	0.0	0.0
Thursday, August 01, 2013	5:40	0:10	35	58	35	27	1	2.2	178	15	0.0	0.0	0.0	0.0	0.0
Thursday, August 01, 2013	5:50	0:10	31	46	34	27	22	3.6	173	15	0.0	0.0	0.0	0.0	0.0
Thursday, August 01, 2013	6:00	0:10	31	52	33	27	-6	2.6	178	14	0.0	0.0	0.0	0.0	0.0
Thursday, August 01, 2013	6:10	0:10	30	45	33	26	10	3.1	172	15	0.0	0.0	0.0	0.0	0.0
Thursday, August 01, 2013	6:20	0:10	30	39	32	27	79	4.3	163	15	0.0	0.0	0.0	0.0	0.0
Thursday, August 01, 2013	6:30	0:10	31	45	33	27	56	3.9	156	16	0.0	0.0	0.0	0.0	0.0
Thursday, August 01, 2013	6:40	0:10	29	39	31	27	34	3.6	154	16	0.0	0.0	0.0	0.0	0.0
Thursday, August 01, 2013	6:50	0:10	34	60	34	27	43	3.7	152	16	0.0	0.0	0.0	0.0	0.0
Thursday, August 01, 2013	7:00	0:10	30	43	31	27	37	3.7	140	17	0.0	0.0	0.0	0.0	0.0
Thursday, August 01, 2013	7:10	0:10	32	47	34	28	43	4.0	145	17	0.0	0.0	0.0	0.0	0.0
Thursday, August 01, 2013	7:20	0:10	34	52	38	29	11	3.5	151	18	0.0	0.2	0.0	0.0	0.0
Thursday, August 01, 2013	7:30	0:10	35	62	34	28	-6	2.3	150	18	0.0	0.0	0.0	0.0	0.0
Thursday, August 01, 2013	7:40	0:10	38	61	40	29	1	3.0	138	18	0.0	0.0	0.0	0.0	0.0
Thursday, August 01, 2013	7:50	0:10	32	47	35	28	10	3.3	137	18	0.0	0.0	0.0	0.0	0.0
Thursday, August 01, 2013	8:00	0:10	31	43	33	28	13	3.5	145	18	0.0	0.0	0.0	0.0	0.0

Table A-1: Location A Summer Compliance Evaluation

Date	Time	Duration	Leq	Lmax	L(10)	L(90)	WT N2	WT N2	Onsite Met	Onsite Met	Loc. A	Loc. A	Loc. 6	Loc. 6	Loc. 6
	Start Time	(min)	(dBA)	(dBA)	(dBA)	(dBA)	Output (kW)	HH WS (m/s)	WD @ 75m (degrees)	Temp. (°C)	Avg. WS @ 2m (m/s)	Gust WS @ 2m (m/s)	Avg. WS @ 2m (m/s)	Gust WS @ 2m (m/s)	Precip. (mm)
Thursday, August 01, 2013	8:40	0:10	37	51	40	30	11	3.1	156	19	0.0	0.2	0.0	0.0	0.0
Thursday, August 01, 2013	8:50	0:10	35	58	36	27	-5	2.0	159	19	0.0	0.0	0.0	0.0	0.0
Thursday, August 01, 2013	9:00	0:10	40	59	38	29	-5	1.8	157	19	0.0	0.4	0.0	0.0	0.0
Thursday, August 01, 2013	9:10	0:10	34	45	36	30	-1	2.3	156	19	0.2	1.5	0.0	0.0	0.0
Thursday, August 01, 2013	9:20	0:10	36	56	38	31	29	3.4	146	19	0.4	1.5	0.0	0.0	0.0
Thursday, August 01, 2013	9:30	0:10	35	55	38	30	36	3.6	149	19	0.2	2.2	0.0	0.0	0.0
Thursday, August 01, 2013	9:40	0:10	36	53	39	32	78	4.4	148	19	0.2	1.3	0.0	0.0	0.0
Thursday, August 01, 2013	9:50	0:10	40	53	42	34	49	3.9	146	20	0.4	1.5	0.0	0.0	0.0
Thursday, August 01, 2013	10:00	0:10	39	52	41	35	92	4.5	144	20	0.4	2.0	0.0	0.0	0.0
Thursday, August 01, 2013	10:10	0:10	40	51	43	36	187	5.2	147	20	0.6	2.0	0.0	0.2	0.0
Thursday, August 01, 2013	10:20	0:10	38	51	42	31	278	5.5	151	20	0.4	3.2	0.0	1.1	0.0
Thursday, August 01, 2013	10:30	0:10	39	64	40	32	182	5.2	156	20	0.2	1.7	0.2	1.7	0.0
Thursday, August 01, 2013	10:40	0:10	37	58	40	34	267	5.8	153	20	0.2	2.8	0.2	1.9	0.0
Thursday, August 01, 2013	10:50	0:08	40	65	42	34	281	5.9	156	20	0.4	2.0	0.0	1.3	0.0
Thursday, August 01, 2013	11:30	0:10	42	56	45	37	558	7.1	149	21	0.9	3.0	0.2	2.4	0.0
Thursday, August 01, 2013	11:40	0:10	41	70	41	33	546	7.1	152	21	0.2	2.0	0.2	2.2	0.0
Thursday, August 01, 2013	11:50	0:10	38	50	41	34	645	7.5	154	22	0.6	2.2	0.0	1.7	0.0
Thursday, August 01, 2013	12:00	0:10	40	49	44	36	577	7.3	158	22	0.6	2.0	0.0	1.1	0.0
Thursday, August 01, 2013	12:10	0:10	40	50	43	35	425	6.6	153	22	0.6	3.2	0.2	2.2	0.0
Thursday, August 01, 2013	12:20	0:10	41	55	45	35	701	7.9	151	22	0.6	2.4	0.2	2.4	0.0
Thursday, August 01, 2013	12:30	0:10	41	57	43	36	718	8.0	153	22	0.6	3.3	0.4	2.0	0.0
Thursday, August 01, 2013	12:40	0:10	39	52	42	35	518	7.0	148	23	0.4	3.0	0.4	2.2	0.0
Thursday, August 01, 2013	12:50	0:10	40	51	43	35	758	7.8	156	22	0.6	3.7	0.2	2.4	0.0
Thursday, August 01, 2013	13:00	0:10	41	51	45	35	651	7.6	153	22	0.7	3.7	0.4	2.2	0.0
Thursday, August 01, 2013	13:10	0:10	40	49	42	35	739	7.7	153	22	0.6	2.6	0.0	2.0	0.0
Thursday, August 01, 2013	13:20	0:10	44	56	48	35	691	7.7	155	22	0.6	3.2	0.0	1.5	0.0
Thursday, August 01, 2013	13:30	0:10	40	52	43	36	716	7.3	156	22	0.6	2.2	0.4	3.5	0.0
Thursday, August 01, 2013	13:40	0:10	42	63	44	35	568	7.3	158	21	0.7	2.6	0.2	2.2	0.0
Thursday, August 01, 2013	13:50	0:10	38	54	41	31	201	6.0	155	22	0.6	2.8	0.2	1.9	0.0
Thursday, August 01, 2013	14:00	0:10	37	60	41	28	-5	6.6	157	22	0.4	2.6	0.0	0.9	0.0
Thursday, August 01, 2013	14:10	0:10	32	51	35	28	-5	7.5	156	22	0.4	1.5	0.2	1.7	0.0
Thursday, August 01, 2013	14:20	0:10	35	49	39	27	-4	8.3	156	21	0.6	2.0	0.2	2.2	0.0
Thursday, August 01, 2013	14:30	0:10	35	49	39	29	-4	6.8	157	22	0.4	1.7	0.2	2.6	0.0
Thursday, August 01, 2013	14:40	0:10	37	64	40	27	-4	8.5	159	22	0.2	1.1	0.2	1.9	0.0
Thursday, August 01, 2013	14:50	0:10	37	48	40	31	-3	8.9	163	22	0.6	1.7	0.0	1.5	0.0
Thursday, August 01, 2013	15:00	0:10	40	57	43	32	684	9.2	161	21	0.7	3.5	0.0	1.1	0.0
Thursday, August 01, 2013	15:10	0:10	36	45	39	33	764	8.0	159	20	0.2	1.9	0.0	1.9	0.0
Thursday, August 01, 2013	15:20	0:10	35	47	37	31	594	7.3	160	20	0.0	1.3	0.0	0.0	0.0
Thursday, August 01, 2013	15:30	0:10	33	43	35	29	258	5.2	160	20	0.0	0.0	0.0	0.0	0.0
Thursday, August 01, 2013	15:40	0:10	35	45	38	31	469	6.6	160	20	0.0	0.0	0.0	0.0	0.0
Thursday, August 01, 2013	15:50	0:10	41	49	44	37	1067	9.0	159	19	0.2	1.1	0.0	0.0	0.0
Thursday, August 01, 2013	16:00	0:10	40	51	44	36	946	8.7	165	19	0.0	0.6	0.0	0.0	0.0
Thursday, August 01, 2013	16:10	0:10	48	57	51	42	1342	9.9	167	19	0.0	0.0	0.0	0.0	0.3
Thursday, August 01, 2013	16:20	0:10	56	60	57	53	1307	9.3	171	18	0.0	0.0	0.0	0.0	0.0
Thursday, August 01, 2013	16:30	0:10	53	62	55	47	1528	10.3	168	17	0.0	0.4	0.0	0.0	0.5
Thursday, August 01, 2013	16:40	0:10	59	64	62	56	1694	10.8	172	17	0.0	1.1	0.0	0.0	1.0
Thursday, August 01, 2013	16:50	0:10	62	66	64	58	1597	10.2	182	16	0.4	1.7	0.0	0.0	0.5
Thursday, August 01, 2013	17:00	0:10	56	62	57	55	1532	10.3	181	16	0.2	1.3	0.0	0.0	0.3
Thursday, August 01, 2013	17:10	0:10	52	58	55	49	1284	9.6	180	16	0.4	1.3	0.0	0.0	0.0
Thursday, August 01, 2013	17:20	0:10	53	60	54	51	943	8.7	177	16	0.2	1.3	0.0	0.0	0.3
Thursday, August 01, 2013	17:30	0:10	57	62	58	54	614	7.6	176	16	0.2	0.7	0.0	0.0	0.0
Thursday, August 01, 2013	17:40	0:10	58	63	60	55	300	5.8	177	16	0.0	0.6	0.0	0.0	0.5
Thursday, August 01, 2013	17:50	0:10	58	63	59	54	424	6.6	173	16	0.0	0.2	0.0	0.0	0.5
Thursday, August 01, 2013	18:00	0:10	55	65	57	53	320	6.0	168	16	0.2	1.1	0.0	0.0	0.5
Thursday, August 01, 2013	18:10	0:10	58	64	59	56	253	5.7	173	16	0.0	1.3	0.0	0.0	0.3
Thursday, August 01, 2013	18:20	0:10	57	62	58	55	286	5.9	177	16	0.0	0.0	0.0	0.0	0.3
Thursday, August 01, 2013	18:30	0:10	59	74	61	56	314	6.0	180	16	0.0	0.7	0.0	0.0	0.3
Thursday, August 01, 2013	18:40	0:10	57	63	59	56	356	6.2	173	16	0.0	0.7	0.0	0.0	0.5
Thursday, August 01, 2013	18:50	0:10	58	63	60	56	532	7.0	180	16	0.0	0.4	0.0	0.0	0.3
Thursday, August 01, 2013	19:00	0:10	54	64	56	49	689	7.6	178	16	0.0	0.9	0.0	0.0	0.0
Thursday, August 01, 2013	19:10	0:10	46	54	48	45	660	7.7	178	16	0.0	0.4	0.0	0.0	0.0
Thursday, August 01, 2013	19:20	0:10	55	63	60	45	538	7.2	182	16	0.0	0.9	0.0	0.0	0.0
Thursday, August 01, 2013	19:30	0:10	56	64	60	47	796	7.9	178	16	0.0	0.4	0.0	0.0	0.0
Thursday, August 01, 2013	19:40	0:10	52	60	54	49	1334	9.6	182	16	0.0	0.6	0.0	0.0	0.0
Thursday, August 01, 2013	19:50	0:10	50	58	53	48	1502	10.1	183	16	0.2	2.4	0.0	0.0	0.3
Thursday, August 01, 2013	20:00	0:10	49	59	50	47	1071	8.8	189	16	0.2	1.1	0.0	0.2	0.0
Thursday, August 01, 2013	20:10	0:10	49	59	51	47	1587	10.9	189	16	0.2	1.3	0.0	0.0	0.0
Thursday, August 01, 2013	20:20	0:10	46	55	47	44	1911	11.5	184	16	0.2	1.3	0.0	0.0	0.0
Thursday, August 01, 2013	20:30	0:10	45	58	47	43	1792	11.2	185	16	0.2	1.3	0.0	0.0	0.0
Thursday, August 01, 2013	20:40	0:10	45	52	47	43	1471	10.1	188	16	0.2	1.1	0.0	0.0	0.0
Thursday, August 01, 2013	20:50	0:10	44	49	45	42	1277	9.8	186	16	0.0	0.7	0.0	0.0	0.0
Thursday, August 01, 2013	21:00	0:10	43	52	44	41	1400	9.9	186	16	0.0	0.6	0.0	0.0	0.0
Thursday, August 01, 2013	21:10	0:10	41	48	43	40	925	8.6	187	15	0.0	0.6	0.0	0.0	0.0
Thursday, August 01, 2013	21:20	0:10	41	49	43	40	875	8.4	187	15	0.0	0.0	0.0	0.0	0.0
Thursday, August 01, 2013	21:30	0:10	41	45	42	39	694	7.8	184	15	0.0	0.0	0.0	0.0	0.0
Thursday, August 01, 2013	21:40	0:10	40	52	41	38	612	7.4	189	15	0.0	0.0	0.0	0.0	0.0
Thursday, August 01, 2013	21:50	0:10	41	51	43	38	602	7.4	195	15	0.0	0.2	0.0	1.9	0.0
Thursday, August 01, 2013	22:00	0:10	39	45	41	37	577	7.2	197	15	0.0	0.0	0.0	0.0	0.0
Thursday, August 01, 2013	22:10	0:10	37	49	38	36	328	6.1	190	15	0.0	0.2	0.0	0.0	0.3
Thursday, August 01, 2013	22:20	0:10	37	45	40	35	222	5.5	185	15	0.0	0.0	0.0	0.0	0.0
Thursday, August 01, 2013	22:30	0:10	39	48	42	37	129	4.8	179	15	0.0	0.0	0.0	0.0	0.0
Thursday, August 01, 2013	22:40	0:10	38	45	40	36	301	6.2	179	15	0.0	0.0	0.0	0.0	0.0
Thursday, August 01, 2013	22:50	0:10	50	57	54	37	491	7.0	180	15	0.0	0.0	0.0	0.0	0.0
Thursday, August 01, 2013	23:00	0:10	47	59	50	44	569	7.5	186	15	0.0	0.0	0.0	0.0	0.3
Thursday, August 01, 2013	23:10	0:10	52	61	57	45	297	5.9	183	15	0.0	0.0	0.0	0.0	0.5
Thursday, August 01, 2013	23:20	0:10	52	61	53	50	257	5.7							

Table A-1: Location A Summer Compliance Evaluation

Date	Time	Duration	Leq	Lmax	L(10)	L(90)	WT N2	WT N2	Onsite Met	Onsite Met	Loc. A	Loc. A	Loc. 6	Loc. 6	Loc. 6
	Start Time	(min)	(dBA)	(dBA)	(dBA)	(dBA)	Output (kW)	HH WS (m/s)	WD @ 75m (degrees)	Temp. (°C)	Avg. WS @ 2m (m/s)	Gust WS @ 2m (m/s)	Avg. WS @ 2m (m/s)	Gust WS @ 2m (m/s)	Precip. (mm)
Friday, August 02, 2013	0:10	0:10	43	58	46	41	65	4.4	192	15	0.0	0.0	0.0	0.0	0.0
Friday, August 02, 2013	0:20	0:10	41	52	42	40	38	4.0	189	15	0.0	0.0	0.0	0.0	0.0
Friday, August 02, 2013	0:30	0:10	41	52	42	39	134	4.9	197	15	0.0	0.0	0.0	0.0	0.0
Friday, August 02, 2013	0:40	0:10	39	50	40	38	189	5.2	194	15	0.0	0.0	0.0	0.0	0.0
Friday, August 02, 2013	0:50	0:10	39	52	40	38	183	5.3	194	15	0.0	0.0	0.0	0.0	0.0
Friday, August 02, 2013	1:00	0:10	38	47	39	37	100	4.3	192	15	0.0	0.0	0.0	0.0	0.0
Friday, August 02, 2013	1:10	0:10	41	53	43	38	40	3.9	193	15	0.0	0.0	0.0	0.0	0.0
Friday, August 02, 2013	1:20	0:10	39	48	41	37	33	3.8	186	15	0.0	0.0	0.0	0.0	0.0
Friday, August 02, 2013	1:30	0:10	38	49	39	37	30	3.7	187	15	0.0	0.0	0.0	0.0	0.0
Friday, August 02, 2013	1:40	0:10	37	49	38	37	40	3.8	190	15	0.0	0.0	0.0	0.0	0.3
Friday, August 02, 2013	1:50	0:10	37	49	38	36	-9	2.8	190	15	0.0	0.0	0.0	0.0	0.0
Friday, August 02, 2013	2:00	0:10	36	42	39	34	-4	2.7	193	15	0.0	0.0	0.0	0.0	0.0
Friday, August 02, 2013	2:10	0:10	36	54	36	35	-5	4.1	187	15	0.0	0.0	0.0	0.0	0.0
Friday, August 02, 2013	2:20	0:10	35	46	36	34	-5	2.6	187	15	0.0	0.0	0.0	0.0	0.0
Friday, August 02, 2013	2:30	0:10	35	41	36	34	-5	3.9	183	15	0.0	0.0	0.0	0.0	0.0
Friday, August 02, 2013	2:40	0:10	36	45	37	35	-5	3.2	186	15	0.0	0.0	0.0	0.0	0.0
Friday, August 02, 2013	2:50	0:10	39	48	40	36	-1	3.4	181	15	0.0	0.0	0.0	0.0	0.0
Friday, August 02, 2013	3:00	0:10	39	47	42	36	-5	3.0	175	15	0.0	0.7	0.0	0.0	0.0
Friday, August 02, 2013	3:10	0:10	37	46	39	35	-5	2.0	175	15	0.0	0.7	0.0	0.0	0.0
Friday, August 02, 2013	3:20	0:10	39	44	40	37	-5	1.8	181	15	0.0	0.0	0.0	0.0	0.0
Friday, August 02, 2013	3:30	0:10	37	46	38	36	-5	2.3	185	15	0.0	0.0	0.0	0.0	0.0
Friday, August 02, 2013	3:40	0:10	37	43	38	36	-5	1.8	189	15	0.0	0.0	0.0	0.0	0.0
Friday, August 02, 2013	3:50	0:10	38	45	39	37	-7	2.7	197	15	0.0	0.0	0.0	0.0	0.0
Friday, August 02, 2013	4:00	0:10	38	46	39	37	-5	2.3	213	15	0.0	0.0	0.0	0.0	0.0
Friday, August 02, 2013	4:10	0:10	38	54	39	37	-5	1.3	238	15	0.0	0.0	0.0	0.0	0.0
Friday, August 02, 2013	4:20	0:10	40	56	41	38	-5	1.3	268	15	0.0	0.0	0.0	0.0	0.0
Friday, August 02, 2013	4:30	0:10	40	53	40	38	-5	1.1	278	15	0.0	0.0	0.0	0.0	0.0
Friday, August 02, 2013	4:40	0:10	39	54	40	38	-5	1.0	271	15	0.0	0.0	0.0	0.0	0.0
Friday, August 02, 2013	4:50	0:10	39	47	40	36	-5	2.6	282	15	0.0	0.0	0.0	0.0	0.0
Friday, August 02, 2013	5:00	0:10	40	49	42	38	-3	2.4	262	15	0.0	0.0	0.0	0.0	0.0
Friday, August 02, 2013	5:10	0:10	39	47	41	36	-1	1.9	261	15	0.0	0.0	0.0	0.0	0.0
Friday, August 02, 2013	5:20	0:10	38	51	41	34	0	2.5	272	15	0.0	0.0	0.0	0.0	0.0
Friday, August 02, 2013	5:30	0:10	43	53	45	39	-2	2.8	264	15	0.0	0.0	0.0	0.0	0.0
Friday, August 02, 2013	5:40	0:10	49	58	51	46	-1	2.5	265	15	0.0	0.0	0.0	0.0	0.0
Friday, August 02, 2013	5:50	0:10	45	53	47	43	-6	2.3	266	15	0.0	0.0	0.0	0.0	0.0
Friday, August 02, 2013	6:00	0:10	42	57	43	40	-5	2.2	278	15	0.0	0.0	0.0	0.0	0.0
Friday, August 02, 2013	6:10	0:10	41	54	42	40	-5	1.8	307	15	0.0	0.0	0.0	0.0	0.0
Friday, August 02, 2013	6:20	0:10	40	53	41	39	-5	1.4	326	15	0.0	0.0	0.0	0.0	0.0
Friday, August 02, 2013	6:30	0:10	39	49	41	38	-5	1.9	320	15	0.0	0.0	0.0	0.0	0.0
Friday, August 02, 2013	6:40	0:10	40	58	41	38	-6	2.8	276	15	0.0	0.0	0.0	0.0	0.0
Friday, August 02, 2013	6:50	0:10	38	49	39	36	-2	2.7	284	15	0.0	0.0	0.0	0.0	0.0
Friday, August 02, 2013	7:00	0:10	41	56	44	36	0	2.8	295	15	0.0	0.0	0.0	0.0	0.0
Friday, August 02, 2013	7:10	0:10	37	54	38	34	-6	2.7	278	15	0.0	0.0	0.0	0.0	0.0
Friday, August 02, 2013	7:20	0:10	36	46	38	34	-5	2.5	282	15	0.0	0.2	0.0	0.0	0.0
Friday, August 02, 2013	7:30	0:10	39	58	39	35	-4	3.1	288	15	0.0	0.0	0.0	0.0	0.0
Friday, August 02, 2013	7:40	0:10	40	48	42	35	29	3.7	291	15	0.0	0.9	0.0	0.0	0.0
Friday, August 02, 2013	7:50	0:10	37	47	40	34	8	3.2	292	15	0.0	0.2	0.0	0.0	0.0
Friday, August 02, 2013	8:00	0:10	37	46	40	33	-5	3.0	293	16	0.0	0.0	0.0	0.0	0.0
Friday, August 02, 2013	8:10	0:10	36	46	39	32	-5	2.8	292	16	0.0	0.7	0.0	0.0	0.0
Friday, August 02, 2013	8:20	0:10	34	47	36	32	0	3.1	292	16	0.0	0.0	0.0	0.0	0.0
Friday, August 02, 2013	8:30	0:10	34	47	36	32	27	3.7	290	16	0.0	0.0	0.0	0.0	0.0
Friday, August 02, 2013	8:40	0:10	39	60	43	32	19	3.2	292	16	0.0	0.0	0.0	0.0	0.0
Friday, August 02, 2013	8:50	0:10	37	52	40	32	7	3.0	300	17	0.0	0.0	0.0	0.2	0.0
Friday, August 02, 2013	9:00	0:10	37	55	39	33	6	3.2	305	17	0.0	0.9	0.0	0.0	0.0
Friday, August 02, 2013	9:10	0:10	35	53	37	33	5	3.0	298	17	0.0	0.6	0.0	0.2	0.0
Friday, August 02, 2013	9:20	0:10	34	53	36	32	-4	2.9	304	17	0.0	0.6	0.0	0.0	0.0
Friday, August 02, 2013	9:30	0:10	35	52	36	31	5	3.2	292	17	0.0	0.6	0.0	0.0	0.0
Friday, August 02, 2013	9:40	0:10	33	48	34	31	-8	2.7	295	18	0.0	0.4	0.0	0.0	0.0
Friday, August 02, 2013	9:50	0:10	36	48	40	32	-4	2.5	307	18	0.0	0.0	0.0	0.0	0.0
Friday, August 02, 2013	10:00	0:10	33	46	35	30	-4	2.7	288	18	0.0	0.6	0.0	1.5	0.0
Friday, August 02, 2013	10:10	0:10	34	45	36	31	-5	2.7	297	18	0.0	0.0	0.0	1.1	0.0
Friday, August 02, 2013	10:20	0:10	33	46	34	30	-5	2.5	301	19	0.0	1.1	0.0	0.9	0.0
Friday, August 02, 2013	10:30	0:10	35	48	37	31	16	3.2	290	19	0.0	0.0	0.0	1.7	0.0
Friday, August 02, 2013	10:40	0:10	39	50	43	33	5	2.7	294	19	0.0	0.7	0.2	2.0	0.0
Friday, August 02, 2013	10:50	0:10	34	49	36	31	55	3.7	274	19	0.0	0.6	0.2	2.4	0.0
Friday, August 02, 2013	11:00	0:10	36	47	38	33	70	4.1	297	19	0.0	1.3	0.2	2.0	0.0
Friday, August 02, 2013	11:10	0:10	38	60	39	34	134	4.9	285	19	0.0	0.9	0.2	2.8	0.0
Friday, August 02, 2013	11:20	0:10	37	48	40	33	121	4.7	283	20	0.0	0.7	0.7	4.8	0.0
Friday, August 02, 2013	11:30	0:10	35	49	38	32	83	4.1	291	20	0.2	1.7	0.7	3.5	0.0
Friday, August 02, 2013	11:40	0:10	36	47	38	32	78	4.3	294	21	0.0	0.2	0.2	3.7	0.0
Friday, August 02, 2013	11:50	0:10	38	56	39	32	150	4.9	282	21	0.0	0.6	0.0	2.6	0.0
Friday, August 02, 2013	12:00	0:10	36	48	38	32	167	5.3	269	21	0.2	1.3	0.4	3.2	0.0
Friday, August 02, 2013	12:10	0:10	37	49	39	34	80	4.0	257	21	0.2	0.9	0.2	1.7	0.0
Friday, August 02, 2013	12:20	0:10	43	56	46	37	295	6.6	275	22	0.4	2.0	0.6	2.8	0.0
Friday, August 02, 2013	12:30	0:10	37	49	39	33	217	5.2	261	22	0.2	1.5	0.4	3.2	0.0
Friday, August 02, 2013	12:40	0:10	37	48	39	34	244	6.0	240	21	0.0	0.9	0.2	2.0	0.0
Friday, August 02, 2013	12:50	0:10	37	47	39	34	277	6.1	254	22	0.2	0.9	0.2	2.4	0.0
Friday, August 02, 2013	13:00	0:10	40	50	43	36	216	5.4	275	21	0.4	2.0	0.4	3.3	0.0
Friday, August 02, 2013	13:10	0:10	42	51	44	38	356	6.6	283	20	0.7	2.0	0.4	3.0	0.0
Friday, August 02, 2013	13:20	0:10	42	53	44	36	362	6.3	271	20	0.6	3.5	0.9	5.2	0.0
Friday, August 02, 2013	13:30	0:10	44	56	46	40	848	8.3	250	22	0.6	2.0	0.6	4.4	0.0
Friday, August 02, 2013	13:40	0:10	47	58	50	41	634	7.5	248	22	0.6	2.8	1.3	4.6	0.0
Friday, August 02, 2013	13:50	0:10	45	54	48	40	387	8.7	268	21	0.6	4.1	1.7	4.8	0.0
Friday, August 02, 2013	14:00	0:10	48	63	50	41	-5	10.1	257	22	0.6	4.1	1.7	5.9	0.0
Friday, August 02, 2013	14:10	0:10	45	55	48	39	-4	8.4	271	22	0.7	2.4	1.3	5.0	0.0
Friday, August 02, 2013	14:20	0:10	43	56	45	37	-5	10.1	273	22	0.6	3.9	2.0	6.9	0.0
Friday, August 02, 2013	14:30	0:10	43	56	46	38	-5	10.1	279	22	0.4	1.7			

Table A-1: Location A Summer Compliance Evaluation

Date	Time	Duration	Leq	Lmax	L(10)	L(90)	WT N2	WT N2	Onsite Met	Onsite Met	Loc. A	Loc. A	Loc. 6	Loc. 6	Loc. 6
	Start Time	(min)	(dBA)	(dBA)	(dBA)	(dBA)	Output (kW)	HH WS (m/s)	WD @ 75m (degrees)	Temp. (°C)	Avg. WS @ 2m (m/s)	Gust WS @ 2m (m/s)	Avg. WS @ 2m (m/s)	Gust WS @ 2m (m/s)	Precip. (mm)
Friday, August 02, 2013	15:10	0:10	46	52	48	43	1307	9.7	283	22	0.4	2.4	0.6	2.6	0.0
Friday, August 02, 2013	15:20	0:10	51	71	49	44	1330	10.1	286	22	0.2	1.3	1.9	5.4	0.0
Friday, August 02, 2013	15:30	0:10	45	49	47	43	1052	9.0	295	22	0.4	1.9	1.1	4.8	0.0
Friday, August 02, 2013	15:40	0:10	43	50	45	41	994	8.9	291	22	0.6	3.0	1.1	3.9	0.0
Friday, August 02, 2013	15:50	0:10	46	57	49	43	861	8.4	281	20	0.4	2.8	0.9	3.5	0.0
Friday, August 02, 2013	16:00	0:10	47	56	49	42	1086	9.1	285	20	0.6	3.3	0.7	4.4	0.0
Friday, August 02, 2013	16:10	0:10	44	53	45	38	826	8.1	270	21	0.2	2.0	1.5	4.4	0.0
Friday, August 02, 2013	16:20	0:10	45	53	49	42	1028	8.6	280	22	0.2	1.3	0.7	3.3	0.0
Friday, August 02, 2013	16:30	0:10	46	54	48	42	1217	9.6	286	21	0.2	1.3	0.4	3.3	0.0
Friday, August 02, 2013	16:40	0:10	42	52	44	39	1119	9.3	280	20	0.2	0.9	0.6	3.5	0.0
Friday, August 02, 2013	16:50	0:10	44	61	47	40	743	7.8	275	21	0.4	2.4	0.6	2.8	0.0
Friday, August 02, 2013	17:00	0:10	44	51	47	40	842	8.2	275	21	0.4	2.6	0.4	2.4	0.0
Friday, August 02, 2013	17:10	0:10	42	47	44	40	1355	10.3	282	19	0.0	0.7	0.4	2.8	0.0
Friday, August 02, 2013	17:20	0:10	43	50	45	40	989	8.9	278	20	0.2	1.9	0.4	2.8	0.0
Friday, August 02, 2013	17:30	0:10	43	69	44	40	890	8.7	280	20	0.2	0.9	0.4	3.0	0.0
Friday, August 02, 2013	17:40	0:10	43	55	45	40	1178	9.7	270	21	0.2	1.5	1.1	3.2	0.0
Friday, August 02, 2013	17:50	0:10	42	54	44	38	1137	9.2	271	20	0.0	0.9	0.7	3.0	0.0
Friday, August 02, 2013	18:00	0:10	39	50	40	36	865	8.4	266	19	0.0	0.0	0.7	3.2	0.0
Friday, August 02, 2013	18:10	0:10	38	53	40	36	591	7.5	268	19	0.0	0.4	0.7	3.7	0.0
Friday, August 02, 2013	18:20	0:10	40	59	42	36	611	7.5	269	19	0.0	1.7	0.0	1.3	0.0
Friday, August 02, 2013	18:30	0:10	42	56	45	38	855	8.4	276	19	0.2	2.0	0.4	2.8	0.0
Friday, August 02, 2013	18:40	0:10	40	51	42	38	1113	9.3	274	19	0.0	0.6	0.7	2.6	0.0
Friday, August 02, 2013	18:50	0:10	40	52	43	37	1087	9.3	276	19	0.0	0.0	0.7	3.7	0.0
Friday, August 02, 2013	19:00	0:10	42	61	43	38	1230	9.6	278	19	0.0	1.1	0.4	2.8	0.0
Friday, August 02, 2013	19:10	0:10	42	61	41	38	1295	9.9	274	18	0.0	0.0	0.7	3.0	0.0
Friday, August 02, 2013	19:20	0:10	41	58	43	37	1026	9.1	269	18	0.0	0.2	0.2	3.2	0.0
Friday, August 02, 2013	19:30	0:10	41	61	41	38	1160	9.5	267	18	0.0	0.0	0.0	0.2	0.0
Friday, August 02, 2013	19:40	0:10	47	63	51	38	975	9.1	262	18	0.0	0.0	0.0	0.0	0.0
Friday, August 02, 2013	19:50	0:10	39	51	41	35	374	6.0	258	17	0.0	0.0	0.0	0.0	0.0
Friday, August 02, 2013	20:00	0:10	38	49	39	35	257	5.1	246	17	0.0	0.0	0.0	0.0	0.0
Friday, August 02, 2013	20:10	0:10	39	63	38	35	394	6.7	244	18	0.0	0.0	0.0	0.9	0.0
Friday, August 02, 2013	20:20	0:10	44	65	46	34	465	6.8	253	18	0.0	0.0	0.0	0.0	0.0
Friday, August 02, 2013	20:30	0:10	57	82	50	35	311	5.4	256	18	0.0	0.0	0.0	1.3	0.0
Friday, August 02, 2013	20:40	0:10	44	60	43	37	1170	9.5	246	18	0.0	0.0	0.0	1.7	0.0
Friday, August 02, 2013	20:50	0:10	46	62	48	37	935	8.9	243	17	0.0	0.0	0.0	0.0	0.0
Friday, August 02, 2013	21:00	0:10	38	48	40	36	530	6.3	251	17	0.0	0.0	0.0	0.0	0.0
Friday, August 02, 2013	21:10	0:10	37	41	38	36	357	5.7	248	17	0.0	0.0	0.0	0.0	0.0
Friday, August 02, 2013	21:20	0:10	39	53	41	37	784	8.2	242	17	0.0	0.0	0.0	0.9	0.0
Friday, August 02, 2013	21:30	0:10	37	43	38	36	874	8.9	243	17	0.0	0.0	0.0	0.0	0.0
Friday, August 02, 2013	21:40	0:10	38	48	40	36	1014	9.2	241	17	0.0	0.0	0.0	0.0	0.0
Friday, August 02, 2013	21:50	0:10	39	45	40	37	1016	8.9	239	17	0.0	0.0	0.0	0.0	0.0
Friday, August 02, 2013	22:00	0:10	39	52	41	37	885	8.7	241	17	0.0	0.0	0.0	0.2	0.0
Friday, August 02, 2013	22:10	0:10	40	50	42	37	682	7.9	241	17	0.0	0.0	0.0	0.0	0.0
Friday, August 02, 2013	22:20	0:10	39	59	40	37	537	7.4	235	17	0.0	0.0	0.0	0.0	0.0
Friday, August 02, 2013	22:30	0:10	38	47	39	36	705	8.0	234	17	0.0	0.0	0.0	0.0	0.0
Friday, August 02, 2013	22:40	0:10	36	42	38	34	586	7.8	239	16	0.0	0.0	0.0	0.0	0.0
Friday, August 02, 2013	22:50	0:10	36	44	38	35	778	8.5	239	16	0.0	0.0	0.0	0.0	0.0
Friday, August 02, 2013	23:00	0:10	36	40	38	35	927	8.8	239	16	0.0	0.0	0.0	0.0	0.0
Friday, August 02, 2013	23:10	0:10	39	58	38	36	1126	9.4	235	16	0.0	0.0	0.0	0.0	0.0
Friday, August 02, 2013	23:20	0:10	37	49	38	34	979	8.9	240	16	0.0	0.0	0.0	0.0	0.0
Friday, August 02, 2013	23:30	0:10	32	45	34	30	455	6.9	239	16	0.0	0.0	0.0	2.6	0.0
Friday, August 02, 2013	23:40	0:10	31	37	33	29	308	6.1	241	16	0.0	0.0	0.0	0.0	0.0
Friday, August 02, 2013	23:50	0:10	32	44	35	30	195	5.3	243	16	0.0	0.0	0.0	0.0	0.0
Saturday, August 03, 2013	0:00	0:10	32	40	33	30	164	5.0	244	16	0.0	0.0	0.0	0.6	0.0
Saturday, August 03, 2013	0:10	0:10	34	42	35	31	297	6.0	247	16	0.0	0.0	0.0	0.6	0.0
Saturday, August 03, 2013	0:20	0:10	32	41	34	29	298	5.9	246	16	0.0	0.0	0.0	2.0	0.0
Saturday, August 03, 2013	0:30	0:10	36	44	37	34	659	7.7	243	16	0.0	0.0	0.0	0.0	0.0
Saturday, August 03, 2013	0:40	0:10	39	44	40	37	1132	9.5	246	16	0.0	0.0	0.0	1.7	0.0
Saturday, August 03, 2013	0:50	0:10	37	45	38	34	865	8.5	245	16	0.0	0.0	0.0	0.4	0.0
Saturday, August 03, 2013	1:00	0:10	33	40	35	30	558	7.3	244	16	0.0	0.0	0.0	0.0	0.0
Saturday, August 03, 2013	1:10	0:10	33	43	35	31	456	6.9	244	16	0.0	0.0	0.2	3.3	0.0
Saturday, August 03, 2013	1:20	0:10	35	52	37	33	613	7.5	245	15	0.0	0.0	0.0	2.0	0.0
Saturday, August 03, 2013	1:30	0:10	34	39	36	31	480	6.9	244	15	0.0	0.0	0.0	1.1	0.0
Saturday, August 03, 2013	1:40	0:10	35	37	36	33	659	7.8	244	15	0.0	0.0	0.0	1.7	0.0
Saturday, August 03, 2013	1:50	0:10	36	43	39	29	928	9.3	245	15	0.0	0.0	0.6	3.0	0.0
Saturday, August 03, 2013	2:00	0:10	26	44	27	25	-4	9.7	239	15	0.0	0.0	0.4	3.0	0.0
Saturday, August 03, 2013	2:10	0:10	28	43	30	25	-4	9.2	238	15	0.0	0.0	0.2	3.0	0.0
Saturday, August 03, 2013	2:20	0:10	26	42	27	26	-5	8.3	239	15	0.0	0.0	0.2	2.4	0.0
Saturday, August 03, 2013	2:30	0:10	25	30	26	24	-5	7.1	247	14	0.0	0.0	0.0	1.3	0.0
Saturday, August 03, 2013	2:40	0:10	26	37	28	24	-4	4.4	250	15	0.0	0.0	0.2	2.4	0.0
Saturday, August 03, 2013	2:50	0:10	26	44	26	25	-4	4.0	250	15	0.0	0.4	0.0	1.5	0.0
Saturday, August 03, 2013	3:00	0:10	29	38	30	26	182	5.6	248	14	0.0	0.0	0.0	2.0	0.0
Saturday, August 03, 2013	3:10	0:10	31	42	32	30	399	6.3	248	14	0.0	0.6	0.0	2.0	0.0
Saturday, August 03, 2013	3:20	0:10	30	35	32	28	291	5.9	248	14	0.0	0.0	0.0	2.0	0.0
Saturday, August 03, 2013	3:30	0:10	30	40	31	29	319	6.1	245	14	0.0	0.4	0.0	1.7	0.0
Saturday, August 03, 2013	3:40	0:10	30	38	31	28	343	6.2	250	14	0.0	0.7	0.0	0.4	0.0
Saturday, August 03, 2013	3:50	0:10	28	37	29	26	131	4.6	255	14	0.0	0.0	0.0	1.1	0.0
Saturday, August 03, 2013	4:00	0:10	29	50	31	27	43	3.9	263	14	0.0	0.0	0.0	0.0	0.0
Saturday, August 03, 2013	4:10	0:10	28	39	29	27	99	4.6	261	14	0.0	0.6	0.0	0.2	0.0
Saturday, August 03, 2013	4:20	0:10	28	36	30	27	72	4.0	260	14	0.2	1.1	0.0	0.0	0.0
Saturday, August 03, 2013	4:30	0:10	30	43	32	26	73	4.3	253	14	0.2	0.9	0.0	0.6	0.0
Saturday, August 03, 2013	4:40	0:10	31	43	34	28	72	4.2	249	14	0.0	0.2	0.0	0.4	0.0
Saturday, August 03, 2013	4:50	0:10	34	43	38	29	168	5.1	253	14	0.0	0.0	0.0	1.1	0.0
Saturday, August 03, 2013	5:00	0:10	36	45	39	30	82	4.3	257	14	0.0	0.2	0.0	1.1	0.0
Saturday, August 03, 2013	5:10	0:10	36	47	40	30	123	4.7	264	14	0.0	0.6	0.0	0.0	0.0
Saturday, August 03, 2013	5:20	0:10	34	43	37	29	54	4.1	268	14	0.0				

Table A-1: Location A Summer Compliance Evaluation

Date	Time	Duration	Leq	Lmax	L(10)	L(90)	WT N2	WT N2	Onsite Met	Onsite Met	Loc. A	Loc. A	Loc. 6	Loc. 6	Loc. 6
	Start Time	(min)	(dBA)	(dBA)	(dBA)	(dBA)	Output (kW)	HH WS (m/s)	WD @ 75m (degrees)	Temp. (°C)	Avg. WS @ 2m (m/s)	Gust WS @ 2m (m/s)	Avg. WS @ 2m (m/s)	Gust WS @ 2m (m/s)	Precip. (mm)
Saturday, August 03, 2013	6:10	0:10	47	56	51	41	192	4.6	264	14	0.0	0.0	0.2	2.6	0.3
Saturday, August 03, 2013	6:20	0:10	56	60	57	52	159	4.4	262	13	0.0	0.6	0.2	2.2	0.3
Saturday, August 03, 2013	6:30	0:10	54	59	57	52	112	4.5	267	13	0.0	0.0	0.0	1.7	0.3
Saturday, August 03, 2013	6:40	0:10	58	65	61	52	131	4.4	270	13	0.0	0.0	0.0	1.7	0.5
Saturday, August 03, 2013	6:50	0:10	60	64	62	53	260	5.2	268	13	0.0	0.0	0.0	1.3	0.5
Saturday, August 03, 2013	7:00	0:10	53	59	53	52	161	4.1	267	13	0.0	0.0	0.0	0.9	0.5
Saturday, August 03, 2013	7:10	0:10	52	57	53	49	13	2.5	262	13	0.0	0.0	0.0	1.7	0.3
Saturday, August 03, 2013	7:20	0:10	46	55	47	44	19	3.3	254	13	0.0	0.0	0.0	0.0	0.0
Saturday, August 03, 2013	7:30	0:10	47	54	49	45	-5	2.0	258	13	0.0	0.0	0.0	0.0	0.0
Saturday, August 03, 2013	7:40	0:10	50	59	52	47	-5	2.5	255	13	0.0	0.0	0.0	0.0	0.0
Saturday, August 03, 2013	7:50	0:10	49	59	52	45	-4	2.3	251	13	0.0	0.0	0.0	0.0	0.0
Saturday, August 03, 2013	8:00	0:10	45	55	47	43	-6	2.9	262	13	0.0	0.0	0.0	0.0	0.0
Saturday, August 03, 2013	8:10	0:10	43	54	44	42	-3	2.4	239	13	0.0	0.0	0.0	0.0	0.0
Saturday, August 03, 2013	8:20	0:10	40	56	41	38	-5	2.7	218	13	0.0	0.0	0.0	0.0	0.0
Saturday, August 03, 2013	8:30	0:10	38	47	39	37	0	3.1	241	13	0.0	0.0	0.0	0.0	0.0
Saturday, August 03, 2013	8:40	0:10	37	54	39	36	-9	2.8	230	14	0.0	0.6	0.0	0.0	0.0
Saturday, August 03, 2013	8:50	0:10	38	62	38	34	23	3.7	230	14	0.0	0.0	0.0	0.0	0.0
Saturday, August 03, 2013	9:00	0:10	36	55	37	34	45	3.8	232	14	0.0	0.6	0.0	0.0	0.0
Saturday, August 03, 2013	9:10	0:10	35	50	36	33	40	3.5	245	14	0.0	0.0	0.0	0.9	0.0
Saturday, August 03, 2013	9:20	0:10	36	45	38	33	75	3.9	262	14	0.0	0.0	0.2	2.0	0.0
Saturday, August 03, 2013	9:30	0:10	39	60	41	33	112	4.5	276	15	0.0	0.0	0.2	2.6	0.0
Saturday, August 03, 2013	9:40	0:10	40	54	43	36	71	4.0	267	15	0.0	0.9	0.2	2.2	0.0
Saturday, August 03, 2013	9:50	0:10	40	48	42	36	166	5.0	268	15	0.0	0.7	0.2	2.2	0.0
Saturday, August 03, 2013	10:00	0:10	40	49	43	36	192	5.3	271	15	0.0	0.4	0.4	3.9	0.0
Saturday, August 03, 2013	10:10	0:10	39	55	42	35	142	4.8	267	15	0.0	1.1	0.4	3.3	0.0
Saturday, August 03, 2013	10:20	0:10	37	47	39	34	232	5.7	265	16	0.0	0.2	0.2	3.3	0.0
Saturday, August 03, 2013	10:30	0:10	41	53	44	37	316	5.9	267	16	0.0	1.5	0.4	3.0	0.0
Saturday, August 03, 2013	10:40	0:10	41	53	44	35	380	6.0	261	16	0.2	2.0	0.7	3.2	0.0
Saturday, August 03, 2013	10:50	0:10	39	51	41	35	299	5.9	268	16	0.2	2.8	0.6	3.3	0.0
Saturday, August 03, 2013	11:00	0:10	39	49	43	34	312	6.0	271	17	0.2	2.0	0.4	2.6	0.0
Saturday, August 03, 2013	11:10	0:10	42	53	45	38	550	7.3	271	17	0.2	1.7	0.2	3.2	0.0
Saturday, August 03, 2013	11:20	0:10	43	52	45	40	667	7.8	285	17	0.4	1.9	0.6	3.7	0.0
Saturday, August 03, 2013	11:30	0:10	45	54	48	39	810	8.6	270	17	0.4	2.8	0.4	3.7	0.0
Saturday, August 03, 2013	11:40	0:10	47	58	50	42	1303	9.9	267	18	0.6	4.8	0.9	4.4	0.0
Saturday, August 03, 2013	11:50	0:10	44	54	48	39	642	7.3	265	18	0.6	2.6	0.2	3.2	0.0
Saturday, August 03, 2013	12:00	0:10	43	52	44	41	1011	9.3	266	19	0.2	1.5	0.2	2.8	0.0
Saturday, August 03, 2013	12:10	0:10	48	59	52	43	1570	11.1	265	19	0.6	3.2	0.2	3.0	0.0
Saturday, August 03, 2013	12:20	0:10	50	64	52	44	1870	12.1	268	18	0.9	3.3	0.4	4.1	0.0
Saturday, August 03, 2013	12:30	0:10	49	64	52	42	1282	9.9	274	19	0.7	3.7	0.4	3.5	0.0
Saturday, August 03, 2013	12:40	0:10	50	64	53	44	923	8.7	273	19	0.6	2.4	0.7	3.9	0.0
Saturday, August 03, 2013	12:50	0:10	46	60	50	39	1155	9.4	272	19	0.7	3.3	0.7	4.1	0.0
Saturday, August 03, 2013	13:00	0:10	50	62	54	42	882	8.5	276	19	0.9	3.7	0.6	3.9	0.0
Saturday, August 03, 2013	13:10	0:10	50	71	53	42	481	7.1	274	20	0.7	3.2	0.7	5.4	0.0
Saturday, August 03, 2013	13:20	0:10	51	67	54	45	1593	11.2	280	20	0.6	5.2	0.9	5.7	0.0
Saturday, August 03, 2013	13:30	0:10	45	59	48	39	1147	9.3	272	19	0.4	1.9	1.1	3.9	0.0
Saturday, August 03, 2013	13:40	0:10	47	64	49	39	1169	9.6	264	20	0.4	1.9	1.9	5.0	0.0
Saturday, August 03, 2013	13:50	0:10	47	62	50	41	1061	9.7	265	20	0.6	4.6	1.5	4.6	0.0
Saturday, August 03, 2013	14:00	0:10	45	61	47	40	-5	9.1	254	21	0.4	2.6	1.9	5.6	0.0
Saturday, August 03, 2013	14:10	0:10	51	71	54	42	-5	8.0	268	21	0.9	3.3	1.9	5.6	0.0
Saturday, August 03, 2013	14:20	0:10	46	58	49	41	-4	9.6	259	21	0.4	1.9	2.4	6.9	0.0
Saturday, August 03, 2013	14:30	0:10	47	59	51	41	-4	10.4	272	19	0.2	1.7	1.9	5.0	0.0
Saturday, August 03, 2013	14:40	0:10	49	62	52	42	-5	10.4	274	19	0.6	4.6	2.0	4.8	0.0
Saturday, August 03, 2013	14:50	0:10	43	56	46	39	-3	11.5	265	21	0.2	2.4	2.4	6.5	0.0
Saturday, August 03, 2013	15:00	0:10	44	58	46	41	1246	11.3	273	21	0.2	0.9	2.0	5.7	0.0
Saturday, August 03, 2013	15:10	0:10	41	49	43	39	1354	10.3	273	20	0.2	1.3	1.7	3.9	0.0
Saturday, August 03, 2013	15:20	0:10	47	56	49	41	1367	10.2	270	19	0.9	3.5	2.0	5.7	0.0
Saturday, August 03, 2013	15:30	0:10	48	60	52	43	1604	11.8	266	20	0.6	3.5	1.7	5.4	0.0
Saturday, August 03, 2013	15:40	0:10	49	63	52	41	1719	11.7	274	21	0.6	2.2	2.0	8.2	0.0
Saturday, August 03, 2013	15:50	0:10	48	61	51	42	1555	11.3	291	20	0.4	3.5	1.7	3.9	0.0
Saturday, August 03, 2013	16:00	0:10	47	61	50	43	1787	12.1	277	20	0.4	2.8	1.5	6.3	0.0
Saturday, August 03, 2013	16:10	0:10	48	63	51	42	1771	12.1	277	20	0.6	2.6	1.5	4.1	0.0
Saturday, August 03, 2013	16:20	0:10	43	52	46	40	1768	11.8	272	21	0.2	2.6	1.1	3.9	0.0
Saturday, August 03, 2013	16:30	0:10	43	59	46	39	1552	11.1	286	20	0.6	1.9	2.2	5.4	0.0
Saturday, August 03, 2013	16:40	0:10	46	56	49	41	777	8.5	277	21	0.6	2.8	2.2	7.6	0.0
Saturday, August 03, 2013	16:50	0:10	43	54	45	40	1164	9.7	290	20	0.4	2.0	1.9	5.2	0.0
Saturday, August 03, 2013	17:00	0:10	42	48	43	40	1015	9.2	290	20	0.2	1.3	1.7	4.6	0.0
Saturday, August 03, 2013	17:10	0:10	43	50	45	40	1077	9.8	287	19	0.4	2.0	2.0	5.7	0.0
Saturday, August 03, 2013	17:20	0:10	44	59	47	41	882	8.9	284	20	0.4	2.4	2.4	5.6	0.0
Saturday, August 03, 2013	17:30	0:10	44	60	46	40	914	8.9	279	20	0.6	2.4	2.0	4.6	0.0
Saturday, August 03, 2013	17:40	0:10	44	63	45	39	1253	10.1	270	20	0.2	2.0	1.9	6.3	0.0
Saturday, August 03, 2013	17:50	0:10	63	89	45	40	1514	10.7	274	20	0.4	2.6	2.2	7.6	0.0
Saturday, August 03, 2013	18:00	0:10	61	88	48	41	1485	10.5	277	19	0.6	2.6	1.9	3.7	0.0
Saturday, August 03, 2013	18:10	0:10	45	57	47	41	1487	10.4	290	18	0.4	2.8	1.3	4.3	0.0
Saturday, August 03, 2013	18:20	0:10	43	55	45	40	1099	9.2	284	18	0.2	1.7	1.3	3.2	0.0
Saturday, August 03, 2013	18:30	0:10	41	49	43	39	660	7.9	282	18	0.2	2.2	1.1	3.7	0.0
Saturday, August 03, 2013	18:40	0:10	42	51	44	39	936	8.8	290	18	0.0	1.1	1.3	4.3	0.0
Saturday, August 03, 2013	18:50	0:10	41	47	43	39	1250	9.8	288	18	0.0	0.6	0.9	2.6	0.0
Saturday, August 03, 2013	19:00	0:10	40	47	42	38	973	8.8	294	17	0.0	1.5	1.5	5.9	0.0
Saturday, August 03, 2013	19:10	0:10	40	45	41	38	795	8.3	298	17	0.0	0.4	1.3	3.0	0.0
Saturday, August 03, 2013	19:20	0:10	40	50	41	38	716	7.9	291	16	0.0	0.0	0.7	2.8	0.0
Saturday, August 03, 2013	19:30	0:10	41	52	42	38	967	8.8	290	16	0.0	0.4	0.0	0.0	0.0
Saturday, August 03, 2013	19:40	0:10	39	45	41	37	858	8.5	290	16	0.0	0.0	0.0	0.0	0.0
Saturday, August 03, 2013	19:50	0:10	39	45	40	38	911	8.7	287	16	0.0	0.0	0.2	2.0	0.0
Saturday, August 03, 2013	20:00	0:10	40	46	41	38	1127	9.6	283	16	0.0	0.2	0.0	1.1	0.0
Saturday, August 03, 2013	20:10	0:10	40	49	41	38	1395	10.2	285	16	0.0	0.2	0.4	3.0	0.0
Saturday, August 03, 2013	20:20	0:10	39	45	40	37	1205	9.							

Table A-1: Location A Summer Compliance Evaluation

Date	Time	Duration	Leq	Lmax	L(10)	L(90)	WT N2	WT N2	Onsite Met	Onsite Met	Loc. A	Loc. A	Loc. 6	Loc. 6	Loc. 6
	Start Time	(min)	(dBA)	(dBA)	(dBA)	(dBA)	Output (kW)	HH WS (m/s)	WD @ 75m (degrees)	Temp. (°C)	Avg. WS @ 2m (m/s)	Gust WS @ 2m (m/s)	Avg. WS @ 2m (m/s)	Gust WS @ 2m (m/s)	Precip. (mm)
Saturday, August 03, 2013	21:10	0:10	38	50	40	34	157	5.1	303	15	0.0	0.0	0.0	0.0	0.0
Saturday, August 03, 2013	21:20	0:10	40	65	41	36	146	5.0	301	15	0.0	0.0	0.0	0.0	0.0
Saturday, August 03, 2013	21:30	0:10	36	45	37	35	150	5.0	305	14	0.0	0.0	0.0	0.0	0.0
Saturday, August 03, 2013	21:40	0:10	37	45	38	35	242	5.7	304	14	0.0	0.0	0.0	0.0	0.0
Saturday, August 03, 2013	21:50	0:10	37	51	39	35	166	5.2	305	14	0.0	0.0	0.0	0.0	0.0
Saturday, August 03, 2013	22:00	0:10	36	47	37	34	156	5.2	308	14	0.0	0.0	0.0	0.0	0.0
Saturday, August 03, 2013	22:10	0:10	37	50	38	34	125	4.9	301	14	0.0	0.0	0.0	0.0	0.0
Saturday, August 03, 2013	22:20	0:10	35	40	36	32	83	4.4	292	14	0.0	0.0	0.0	0.0	0.0
Saturday, August 03, 2013	22:30	0:10	35	44	36	33	45	3.9	290	14	0.0	0.0	0.0	0.0	0.0
Saturday, August 03, 2013	22:40	0:10	35	46	36	32	21	3.5	288	14	0.0	0.0	0.0	0.0	0.0
Saturday, August 03, 2013	22:50	0:10	34	46	36	32	131	5.0	291	14	0.0	0.0	0.0	0.0	0.0
Saturday, August 03, 2013	23:00	0:10	34	42	36	32	184	5.4	293	14	0.0	0.0	0.0	2.4	0.0
Saturday, August 03, 2013	23:10	0:10	35	45	38	33	215	5.6	290	14	0.0	0.0	0.0	1.7	0.0
Saturday, August 03, 2013	23:20	0:10	38	54	41	32	165	5.1	286	14	0.0	0.0	0.0	0.0	0.0
Saturday, August 03, 2013	23:30	0:10	38	57	39	33	119	4.6	288	14	0.0	0.0	0.0	0.0	0.0
Saturday, August 03, 2013	23:40	0:10	35	43	36	31	99	4.5	288	14	0.0	0.0	0.0	0.0	0.0
Saturday, August 03, 2013	23:50	0:10	35	51	37	32	119	4.7	289	14	0.0	0.0	0.0	0.9	0.0
Sunday, August 04, 2013	0:00	0:10	35	42	38	31	88	4.3	295	14	0.0	0.0	0.2	1.5	0.0
Sunday, August 04, 2013	0:10	0:10	34	40	36	31	92	4.8	292	14	0.0	0.0	0.0	0.2	0.0
Sunday, August 04, 2013	0:20	0:10	32	56	33	30	110	4.8	289	14	0.0	0.0	0.0	1.1	0.0
Sunday, August 04, 2013	0:30	0:10	35	54	36	30	177	5.3	297	14	0.0	0.0	0.0	0.2	0.0
Sunday, August 04, 2013	0:40	0:10	32	40	33	30	193	5.6	298	14	0.0	0.0	0.0	0.0	0.0
Sunday, August 04, 2013	0:50	0:10	33	49	35	31	177	5.3	297	14	0.0	0.0	0.0	0.0	0.0
Sunday, August 04, 2013	1:00	0:10	32	42	33	30	191	5.4	293	14	0.0	0.0	0.0	0.0	0.0
Sunday, August 04, 2013	1:10	0:10	31	40	32	30	193	5.4	293	14	0.0	0.0	0.0	0.0	0.0
Sunday, August 04, 2013	1:20	0:10	30	35	31	29	163	5.3	289	14	0.0	0.0	0.0	0.0	0.0
Sunday, August 04, 2013	1:30	0:10	31	45	33	29	170	5.1	290	14	0.0	0.0	0.0	0.0	0.0
Sunday, August 04, 2013	1:40	0:10	35	44	36	32	335	6.3	293	14	0.0	0.0	0.0	0.0	0.0
Sunday, August 04, 2013	1:50	0:10	35	42	37	33	384	6.5	290	13	0.0	0.0	0.0	0.0	0.0
Sunday, August 04, 2013	2:00	0:10	35	51	36	27	205	6.2	293	13	0.0	0.0	0.0	1.1	0.0
Sunday, August 04, 2013	2:10	0:10	26	37	27	25	-4	7.0	299	13	0.0	0.0	0.0	1.1	0.0
Sunday, August 04, 2013	2:20	0:10	28	39	31	25	-4	6.5	299	13	0.0	0.0	0.0	0.0	0.0
Sunday, August 04, 2013	2:30	0:10	27	44	28	25	-4	6.8	300	13	0.0	0.0	0.0	0.0	0.0
Sunday, August 04, 2013	2:40	0:10	29	41	31	26	-4	6.6	302	13	0.0	0.0	0.0	0.0	0.0
Sunday, August 04, 2013	2:50	0:10	33	45	35	27	-4	6.2	304	13	0.0	0.0	0.0	0.0	0.0
Sunday, August 04, 2013	3:00	0:10	32	41	34	28	211	6.5	305	13	0.0	0.0	0.0	0.0	0.0
Sunday, August 04, 2013	3:10	0:10	34	38	35	32	437	6.9	305	13	0.0	0.0	0.0	0.0	0.0
Sunday, August 04, 2013	3:20	0:10	33	41	34	32	379	6.5	305	13	0.0	0.0	0.0	0.0	0.0
Sunday, August 04, 2013	3:30	0:10	32	43	34	30	315	6.1	306	12	0.0	0.0	0.0	0.0	0.0
Sunday, August 04, 2013	3:40	0:10	32	40	34	30	239	5.7	303	12	0.0	0.0	0.0	0.0	0.0
Sunday, August 04, 2013	3:50	0:10	31	38	32	29	195	5.6	297	12	0.0	0.2	0.0	0.0	0.0
Sunday, August 04, 2013	4:00	0:10	30	41	31	28	175	5.1	295	12	0.0	0.0	0.0	0.0	0.0
Sunday, August 04, 2013	4:10	0:10	31	37	32	30	153	5.0	297	12	0.0	0.0	0.0	0.0	0.0
Sunday, August 04, 2013	4:20	0:10	32	43	35	29	179	5.4	297	13	0.0	0.0	0.0	0.0	0.0
Sunday, August 04, 2013	4:30	0:10	30	52	31	28	199	5.3	295	12	0.0	0.6	0.0	0.0	0.0
Sunday, August 04, 2013	4:40	0:10	32	40	35	29	324	6.3	302	12	0.0	0.0	0.0	0.0	0.0
Sunday, August 04, 2013	4:50	0:10	37	46	39	33	437	6.7	304	12	0.0	0.4	0.0	0.0	0.0
Sunday, August 04, 2013	5:00	0:10	37	46	40	33	367	6.5	299	12	0.0	0.0	0.0	0.0	0.0
Sunday, August 04, 2013	5:10	0:10	36	47	39	32	303	6.1	299	12	0.0	0.2	0.0	0.0	0.0
Sunday, August 04, 2013	5:20	0:10	35	48	38	30	290	5.9	300	12	0.0	0.0	0.0	0.0	0.0
Sunday, August 04, 2013	5:30	0:10	34	47	36	31	286	6.1	301	12	0.0	0.4	0.0	0.0	0.0
Sunday, August 04, 2013	5:40	0:10	34	41	36	31	344	6.5	297	12	0.0	0.4	0.0	0.0	0.0
Sunday, August 04, 2013	5:50	0:10	33	43	36	30	302	6.1	291	12	0.0	0.2	0.0	0.0	0.0
Sunday, August 04, 2013	6:00	0:10	35	47	37	29	298	6.0	287	12	0.0	0.2	0.0	0.0	0.0
Sunday, August 04, 2013	6:10	0:10	32	42	34	29	225	5.6	287	12	0.0	1.1	0.0	0.0	0.0
Sunday, August 04, 2013	6:20	0:10	33	58	35	28	149	4.9	283	12	0.0	0.2	0.0	1.3	0.0
Sunday, August 04, 2013	6:30	0:10	33	47	36	29	62	3.9	279	12	0.0	0.0	0.2	2.2	0.0
Sunday, August 04, 2013	6:40	0:10	36	52	38	30	181	5.0	282	12	0.0	0.0	0.4	3.9	0.0
Sunday, August 04, 2013	6:50	0:10	36	54	37	29	203	5.2	290	13	0.0	0.6	0.2	2.0	0.0
Sunday, August 04, 2013	7:00	0:10	34	55	37	29	120	4.6	293	13	0.0	0.4	0.0	1.7	0.0
Sunday, August 04, 2013	7:10	0:10	38	61	39	29	229	5.6	297	13	0.0	0.0	0.2	3.3	0.0
Sunday, August 04, 2013	7:20	0:10	33	44	35	28	193	5.3	297	14	0.0	0.0	0.4	2.2	0.0
Sunday, August 04, 2013	7:30	0:10	34	56	37	29	147	4.9	294	14	0.0	0.0	0.6	3.2	0.0
Sunday, August 04, 2013	7:40	0:10	44	63	40	32	132	4.8	295	14	0.0	0.6	0.2	2.8	0.0
Sunday, August 04, 2013	7:50	0:10	34	47	36	30	89	4.3	297	14	0.0	0.2	0.6	3.2	0.0
Sunday, August 04, 2013	8:00	0:10	34	44	36	31	93	4.3	299	15	0.0	0.6	0.4	2.6	0.0
Sunday, August 04, 2013	8:10	0:10	34	46	36	32	164	5.1	302	15	0.0	0.7	0.0	0.9	0.0
Sunday, August 04, 2013	8:20	0:10	36	57	36	31	224	5.5	306	15	0.0	0.0	0.2	3.0	0.0
Sunday, August 04, 2013	8:30	0:10	35	54	36	33	198	5.3	311	15	0.0	0.2	0.2	2.2	0.0
Sunday, August 04, 2013	8:40	0:10	35	44	37	32	88	4.3	313	15	0.0	0.0	0.2	3.0	0.0
Sunday, August 04, 2013	8:50	0:10	39	57	41	32	39	3.6	304	16	0.2	2.2	0.2	1.5	0.0
Sunday, August 04, 2013	9:00	0:10	36	43	37	33	149	4.9	308	16	0.4	2.2	0.6	3.3	0.0
Sunday, August 04, 2013	9:10	0:10	37	48	39	34	228	5.6	309	16	0.2	1.5	0.7	3.7	0.0
Sunday, August 04, 2013	9:20	0:10	38	46	41	34	416	7.0	313	15	0.4	1.9	0.2	2.8	0.0
Sunday, August 04, 2013	9:30	0:10	41	51	44	34	360	6.5	307	16	0.4	2.6	0.7	4.8	0.0
Sunday, August 04, 2013	9:40	0:10	41	49	43	38	738	8.3	310	16	0.4	1.9	1.7	4.8	0.0
Sunday, August 04, 2013	9:50	0:10	42	52	45	39	736	8.2	331	16	0.4	3.3	1.3	4.8	0.0
Sunday, August 04, 2013	10:00	0:10	44	51	46	40	1117	9.8	315	17	0.4	1.7	0.9	4.4	0.0
Sunday, August 04, 2013	10:10	0:10	47	64	49	40	1038	9.3	320	17	0.4	3.5	1.7	5.4	0.0
Sunday, August 04, 2013	10:20	0:10	43	59	45	40	1070	9.4	322	17	0.6	3.0	1.3	3.3	0.0
Sunday, August 04, 2013	10:30	0:10	43	61	46	39	634	7.7	306	17	0.6	3.0	0.9	3.9	0.0
Sunday, August 04, 2013	10:40	0:10	44	60	47	39	759	8.3	310	17	0.6	3.2	0.4	3.2	0.0
Sunday, August 04, 2013	10:50	0:10	40	49	43	38	473	6.9	302	18	0.6	2.0	0.7	4.3	0.0
Sunday, August 04, 2013	11:00	0:10	41	58	44	35	246	5.9	298	18	0.4	2.4	0.9	4.1	0.0
Sunday, August 04, 2013	11:10	0:10	42	56	45	36	242	5.8	286	18	0.4	2.6	0.7	3.5	0.0
Sunday, August 04, 2013	11:20	0:10	41	55	42	37	195	5.6	312	18	0.2	1.9	0.7	4.1	0.0
Sunday, August 04,															

Table A-1: Location A Summer Compliance Evaluation

Date	Time	Duration	Leq	Lmax	L(10)	L(90)	WT N2	WT N2	Onsite Met	Onsite Met	Loc. A	Loc. A	Loc. 6	Loc. 6	Loc. 6
	Start Time	(min)	(dBA)	(dBA)	(dBA)	(dBA)	Output (kW)	HH WS (m/s)	WD @ 75m (degrees)	Temp. (°C)	Avg. WS @ 2m (m/s)	Gust WS @ 2m (m/s)	Avg. WS @ 2m (m/s)	Gust WS @ 2m (m/s)	Precip. (mm)
Sunday, August 04, 2013	12:10	0:10	53	59	56	46	808	8.1	282	17	0.2	2.4	0.9	3.9	0.0
Sunday, August 04, 2013	12:20	0:10	43	53	46	39	584	7.6	275	15	0.0	0.4	0.6	3.2	0.0
Sunday, August 04, 2013	12:30	0:10	41	54	43	37	569	7.4	282	15	0.0	1.9	1.1	3.9	0.0
Sunday, August 04, 2013	12:40	0:10	47	57	50	39	803	8.2	293	17	0.6	2.0	1.3	4.8	0.0
Sunday, August 04, 2013	12:50	0:10	41	52	44	37	504	6.9	303	17	0.4	1.9	1.5	5.0	0.0
Sunday, August 04, 2013	13:00	0:10	38	45	41	35	212	5.7	306	17	0.4	1.9	0.6	3.0	0.0
Sunday, August 04, 2013	13:10	0:10	45	61	49	38	1124	9.6	309	18	0.4	2.6	1.5	4.6	0.0
Sunday, August 04, 2013	13:20	0:10	44	52	46	42	1488	10.4	318	16	0.6	2.2	0.7	4.8	0.0
Sunday, August 04, 2013	13:30	0:10	44	54	46	38	831	8.3	304	15	0.6	2.2	0.9	3.3	0.0
Sunday, August 04, 2013	13:40	0:10	43	50	47	38	327	6.3	306	15	0.2	1.3	1.3	4.8	0.0
Sunday, August 04, 2013	13:50	0:10	42	52	46	35	162	5.4	301	17	0.0	1.7	0.7	5.4	0.0
Sunday, August 04, 2013	14:00	0:10	38	52	40	34	-4	4.8	305	17	0.2	1.9	1.5	5.7	0.0
Sunday, August 04, 2013	14:10	0:10	38	67	39	32	-4	6.1	302	18	0.2	2.0	1.1	3.5	0.0
Sunday, August 04, 2013	14:20	0:10	37	46	40	34	-4	5.9	298	17	0.4	1.7	0.9	3.3	0.0
Sunday, August 04, 2013	14:30	0:10	36	47	39	33	-5	6.6	293	16	0.0	0.0	1.3	5.4	0.0
Sunday, August 04, 2013	14:40	0:10	37	49	39	33	-4	7.6	292	15	0.0	0.4	0.4	3.3	0.0
Sunday, August 04, 2013	14:50	0:10	35	47	38	31	-3	7.1	283	15	0.0	0.9	0.2	2.8	0.0
Sunday, August 04, 2013	15:00	0:10	36	55	37	32	0	5.7	278	15	0.0	0.0	0.2	3.3	0.0
Sunday, August 04, 2013	15:10	0:10	37	46	39	33	143	5.5	279	16	0.2	1.3	0.7	3.3	0.0
Sunday, August 04, 2013	15:20	0:10	46	59	49	35	567	7.5	288	17	0.4	1.9	1.7	5.0	0.0
Sunday, August 04, 2013	15:30	0:10	51	64	55	42	1778	11.9	290	17	0.6	3.0	1.9	5.0	0.0
Sunday, August 04, 2013	15:40	0:10	44	52	48	40	1440	10.2	296	16	0.4	1.9	1.9	5.4	0.0
Sunday, August 04, 2013	15:50	0:10	43	48	45	39	563	7.2	289	16	0.4	3.0	1.7	4.3	0.0
Sunday, August 04, 2013	16:00	0:10	38	54	40	36	340	6.3	310	17	0.2	1.1	1.3	4.4	0.0
Sunday, August 04, 2013	16:10	0:10	40	52	42	37	419	6.7	318	17	0.4	2.6	1.1	4.4	0.0
Sunday, August 04, 2013	16:20	0:10	39	45	41	37	583	7.4	319	17	0.0	0.7	1.1	3.3	0.0
Sunday, August 04, 2013	16:30	0:10	42	50	43	40	806	8.3	321	17	0.4	2.0	0.6	5.0	0.0
Sunday, August 04, 2013	16:40	0:10	42	49	44	40	1018	8.8	306	17	0.2	1.5	0.6	3.5	0.0
Sunday, August 04, 2013	16:50	0:10	46	63	48	42	1243	9.6	310	17	0.2	1.5	1.1	5.0	0.3
Sunday, August 04, 2013	17:00	0:10	43	51	45	39	739	8.1	305	16	0.4	2.6	0.6	3.3	0.0
Sunday, August 04, 2013	17:10	0:10	40	55	42	37	563	7.3	307	16	0.2	1.1	0.2	2.4	0.0
Sunday, August 04, 2013	17:20	0:10	41	48	42	39	726	8.1	308	17	0.4	2.6	0.2	1.7	0.0
Sunday, August 04, 2013	17:30	0:10	39	47	41	36	367	6.3	320	17	0.4	2.0	0.4	3.7	0.0
Sunday, August 04, 2013	17:40	0:10	36	41	38	33	285	6.0	311	16	0.0	0.9	0.2	2.0	0.0
Sunday, August 04, 2013	17:50	0:10	36	52	37	33	235	5.8	310	15	0.0	0.0	0.4	2.8	0.0
Sunday, August 04, 2013	18:00	0:10	35	60	36	33	142	5.0	311	14	0.0	0.6	0.4	2.6	0.0
Sunday, August 04, 2013	18:10	0:10	34	58	36	32	103	4.7	309	15	0.0	0.4	0.4	2.8	0.0
Sunday, August 04, 2013	18:20	0:10	35	43	37	32	113	4.5	306	16	0.0	1.3	0.4	5.4	0.0
Sunday, August 04, 2013	18:30	0:10	35	46	36	33	178	5.5	314	15	0.0	1.1	1.1	3.5	0.0
Sunday, August 04, 2013	18:40	0:10	40	55	42	35	485	7.1	310	15	0.0	0.0	0.6	2.6	0.0
Sunday, August 04, 2013	18:50	0:10	40	51	41	37	695	8.0	319	14	0.0	0.0	0.4	3.0	0.0
Sunday, August 04, 2013	19:00	0:10	55	65	60	40	1226	9.5	320	14	0.0	0.7	0.2	1.3	0.0
Sunday, August 04, 2013	19:10	0:10	47	55	51	42	973	8.7	324	14	0.0	0.6	0.6	3.0	0.0
Sunday, August 04, 2013	19:20	0:10	43	52	44	40	1231	9.8	315	13	0.0	0.2	0.6	3.7	0.0
Sunday, August 04, 2013	19:30	0:10	40	50	41	38	722	7.9	319	13	0.0	0.0	0.4	2.4	0.0
Sunday, August 04, 2013	19:40	0:10	38	59	39	36	501	6.9	318	13	0.0	0.6	0.7	2.6	0.0
Sunday, August 04, 2013	19:50	0:10	37	59	38	34	283	5.9	314	13	0.0	0.6	0.4	2.8	0.0
Sunday, August 04, 2013	20:00	0:10	37	58	39	34	245	5.8	316	12	0.0	0.0	0.0	1.3	0.0
Sunday, August 04, 2013	20:10	0:10	36	46	37	34	366	6.6	318	12	0.0	0.6	0.4	3.2	0.0
Sunday, August 04, 2013	20:20	0:10	38	53	40	35	556	7.4	306	12	0.0	0.0	0.7	3.2	0.0
Sunday, August 04, 2013	20:30	0:10	40	46	42	38	1123	9.2	305	12	0.0	0.0	0.7	3.0	0.0
Sunday, August 04, 2013	20:40	0:10	41	56	43	39	1149	9.4	309	12	0.0	0.0	0.7	3.9	0.0
Sunday, August 04, 2013	20:50	0:10	41	49	42	39	1099	9.2	306	12	0.0	0.0	0.9	3.5	0.0
Sunday, August 04, 2013	21:00	0:10	40	44	41	38	894	8.5	308	12	0.0	0.0	0.7	2.4	0.0
Sunday, August 04, 2013	21:10	0:10	39	50	41	36	661	7.6	304	11	0.0	0.0	1.3	3.3	0.0
Sunday, August 04, 2013	21:20	0:10	38	48	40	35	443	6.8	303	12	0.0	0.0	1.1	4.3	0.0
Sunday, August 04, 2013	21:30	0:10	38	53	40	36	495	6.9	302	11	0.0	0.0	1.3	4.6	0.0
Sunday, August 04, 2013	21:40	0:10	37	43	38	35	495	7.0	303	11	0.0	0.0	1.1	4.1	0.0
Sunday, August 04, 2013	21:50	0:10	36	42	38	34	298	6.0	304	11	0.0	0.0	0.9	4.4	0.0
Sunday, August 04, 2013	22:00	0:10	37	44	38	35	400	6.7	306	11	0.0	0.0	1.3	4.4	0.0
Sunday, August 04, 2013	22:10	0:10	36	51	38	35	434	6.7	307	11	0.0	0.0	1.1	3.5	0.0
Sunday, August 04, 2013	22:20	0:10	36	44	37	35	318	6.2	307	11	0.0	0.4	1.1	3.7	0.0
Sunday, August 04, 2013	22:30	0:10	37	50	39	32	280	6.0	307	11	0.0	0.4	0.9	3.2	0.0
Sunday, August 04, 2013	22:40	0:10	34	44	36	31	204	5.5	304	11	0.0	0.4	0.7	3.5	0.0
Sunday, August 04, 2013	22:50	0:10	34	45	35	32	286	5.9	303	11	0.0	0.0	1.1	3.3	0.0
Sunday, August 04, 2013	23:00	0:10	35	44	37	33	294	6.3	305	11	0.0	0.0	1.1	3.5	0.0
Sunday, August 04, 2013	23:10	0:10	35	44	37	33	353	6.4	307	11	0.0	0.0	0.9	3.3	0.0
Sunday, August 04, 2013	23:20	0:10	35	48	37	32	274	5.9	310	11	0.0	0.0	0.7	3.2	0.0
Sunday, August 04, 2013	23:30	0:10	35	41	36	33	380	6.7	310	11	0.0	0.0	1.1	3.9	0.0
Sunday, August 04, 2013	23:40	0:10	35	40	36	33	335	6.2	310	11	0.0	0.0	0.7	3.2	0.0
Sunday, August 04, 2013	23:50	0:10	35	42	37	33	408	6.7	310	11	0.0	0.4	0.2	2.2	0.0
Monday, August 05, 2013	0:00	0:10	34	39	36	33	418	6.8	311	11	0.0	0.2	0.2	2.6	0.0
Monday, August 05, 2013	0:10	0:10	33	44	34	31	333	6.2	306	11	0.0	0.2	0.0	2.0	0.0
Monday, August 05, 2013	0:20	0:10	33	41	34	32	285	6.0	301	10	0.0	0.2	0.2	3.0	0.0
Monday, August 05, 2013	0:30	0:10	34	44	37	31	182	5.3	303	10	0.0	0.6	0.0	0.7	0.0
Monday, August 05, 2013	0:40	0:10	35	41	36	32	302	6.2	301	10	0.0	0.6	0.2	1.9	0.0
Monday, August 05, 2013	0:50	0:10	33	39	34	31	199	5.5	303	10	0.0	0.0	0.2	1.5	0.0
Monday, August 05, 2013	1:00	0:10	33	42	35	31	228	5.8	304	10	0.0	0.0	0.0	1.7	0.0
Monday, August 05, 2013	1:10	0:10	35	44	37	32	464	6.8	306	10	0.0	0.7	0.4	3.2	0.0
Monday, August 05, 2013	1:20	0:10	35	48	38	31	298	5.8	307	10	0.0	0.0	0.2	2.4	0.0
Monday, August 05, 2013	1:30	0:10	32	42	33	30	146	4.8	311	10	0.0	0.0	0.4	2.6	0.0
Monday, August 05, 2013	1:40	0:10	33	48	35	31	272	5.9	309	10	0.0	0.4	0.2	2.8	0.0
Monday, August 05, 2013	1:50	0:10	33	39	34	29	225	5.6	306	10	0.0	0.0	0.2	2.2	0.0
Monday, August 05, 2013	2:00	0:10	28	36	29	27	-4	4.3	307	10	0.0	0.0	0.2	2.6	0.0
Monday, August 05, 2013	2:10	0:10	30	41	32	28	-4	4.9	308	10	0.0	0.0	0.6	3.2	0.0
Monday, August 05, 2013	2:20	0:10	29	42	32	26	-4	5.6	306	10					

Table A-1: Location A Summer Compliance Evaluation

Date	Time	Duration	Leq	Lmax	L(10)	L(90)	WT N2	WT N2	Onsite Met	Onsite Met	Loc. A	Loc. A	Loc. 6	Loc. 6	Loc. 6
	Start Time	(min)	(dBA)	(dBA)	(dBA)	(dBA)	Output (kW)	HH WS (m/s)	WD @ 75m (degrees)	Temp. (°C)	Avg. WS @ 2m (m/s)	Gust WS @ 2m (m/s)	Avg. WS @ 2m (m/s)	Gust WS @ 2m (m/s)	Precip. (mm)
Monday, August 05, 2013	3:10	0:10	38	53	40	35	696	7.9	310	10	0.0	0.0	0.4	2.6	0.0
Monday, August 05, 2013	3:20	0:10	37	45	38	35	663	7.7	311	10	0.0	0.0	0.2	2.6	0.0
Monday, August 05, 2013	3:30	0:10	36	41	37	34	510	7.1	310	10	0.0	0.4	0.2	3.0	0.0
Monday, August 05, 2013	3:40	0:10	33	38	35	32	343	6.4	309	10	0.0	0.0	0.4	2.2	0.0
Monday, August 05, 2013	3:50	0:10	34	40	35	32	381	6.7	309	10	0.0	0.4	0.2	1.9	0.0
Monday, August 05, 2013	4:00	0:10	31	38	34	29	267	5.8	309	10	0.0	0.0	0.2	2.6	0.0
Monday, August 05, 2013	4:10	0:10	31	36	33	29	217	5.6	308	10	0.0	0.0	0.2	2.2	0.0
Monday, August 05, 2013	4:20	0:10	34	45	36	31	258	5.8	309	10	0.0	0.0	0.2	2.6	0.0
Monday, August 05, 2013	4:30	0:10	35	45	37	33	383	6.4	312	10	0.0	0.0	0.6	3.3	0.0
Monday, August 05, 2013	4:40	0:10	40	51	44	33	456	6.9	313	10	0.0	0.0	0.2	2.4	0.0
Monday, August 05, 2013	4:50	0:10	53	63	55	41	733	7.1	315	10	0.0	0.0	0.2	3.3	0.0
Monday, August 05, 2013	5:00	0:10	55	61	57	53	875	7.6	323	10	0.0	0.2	0.0	0.0	0.5
Monday, August 05, 2013	5:10	0:10	48	54	51	43	708	7.9	321	10	0.0	0.2	0.2	3.5	0.0
Monday, August 05, 2013	5:20	0:10	42	57	44	39	326	6.0	318	10	0.0	0.0	0.2	3.2	0.0
Monday, August 05, 2013	5:30	0:10	41	55	43	38	214	5.5	314	10	0.0	0.0	0.2	3.3	0.3
Monday, August 05, 2013	5:40	0:10	39	45	41	37	297	6.1	321	10	0.0	0.0	0.4	2.8	0.0
Monday, August 05, 2013	5:50	0:10	39	45	41	36	421	6.5	313	10	0.0	0.0	0.2	2.8	0.0
Monday, August 05, 2013	6:00	0:10	42	54	45	36	387	6.5	311	10	0.0	0.0	0.2	2.4	0.0
Monday, August 05, 2013	6:10	0:10	41	54	43	36	444	6.9	309	9	0.2	1.5	0.4	4.3	0.0
Monday, August 05, 2013	6:20	0:10	42	53	46	37	598	7.4	313	9	0.0	1.3	0.2	2.8	0.0
Monday, August 05, 2013	6:30	0:10	43	55	45	40	1382	10.1	312	9	0.2	2.2	0.2	4.3	0.0
Monday, August 05, 2013	6:40	0:10	42	48	43	39	901	8.4	309	9	0.0	0.6	0.4	3.7	0.0
Monday, August 05, 2013	6:50	0:10	43	48	44	41	1197	9.4	310	9	0.0	0.7	0.7	3.0	0.0
Monday, August 05, 2013	7:00	0:10	43	49	45	41	1127	9.2	309	9	0.0	0.0	1.3	4.3	0.0
Monday, August 05, 2013	7:10	0:10	44	51	45	41	1322	9.9	306	9	0.0	0.0	1.3	3.9	0.0
Monday, August 05, 2013	7:20	0:10	43	50	45	41	1292	9.7	309	9	0.0	0.9	1.1	4.8	0.0
Monday, August 05, 2013	7:30	0:10	43	49	45	41	1351	9.9	309	9	0.0	0.4	0.6	4.1	0.0
Monday, August 05, 2013	7:40	0:10	43	50	45	41	1588	10.7	311	9	0.0	0.7	1.1	4.1	0.0
Monday, August 05, 2013	7:50	0:10	44	48	45	41	1632	10.9	310	9	0.2	1.1	1.3	5.7	0.0
Monday, August 05, 2013	8:00	0:10	46	57	48	42	1672	11.2	311	9	0.6	2.6	1.3	5.9	0.0
Monday, August 05, 2013	8:10	0:10	45	56	46	42	1960	13.3	310	9	0.6	1.9	1.9	5.7	0.0
Monday, August 05, 2013	8:20	0:10	43	53	45	41	1870	12.3	315	9	0.4	3.0	1.1	6.1	0.0
Monday, August 05, 2013	8:30	0:10	44	58	46	41	1226	9.4	313	10	0.4	2.6	0.7	4.6	0.0
Monday, August 05, 2013	8:40	0:10	46	56	49	42	1825	12.0	309	10	0.7	4.6	1.9	6.5	0.0
Monday, August 05, 2013	8:50	0:10	48	59	51	43	1760	11.8	310	10	0.7	5.2	1.7	6.5	0.0
Monday, August 05, 2013	9:00	0:10	46	54	48	42	1685	11.5	309	10	0.9	4.1	1.9	6.5	0.0
Monday, August 05, 2013	9:10	0:10	43	48	44	41	1375	10.2	311	10	0.2	1.5	1.5	4.4	0.0
Monday, August 05, 2013	9:20	0:10	43	51	46	40	1247	9.8	309	11	0.4	2.8	1.5	4.4	0.0
Monday, August 05, 2013	9:30	0:10	43	50	45	41	1217	9.7	314	11	0.4	1.3	1.7	4.8	0.0
Monday, August 05, 2013	9:40	0:10	43	58	45	40	1042	9.1	322	11	0.4	2.2	1.9	6.1	0.0
Monday, August 05, 2013	9:50	0:10	46	56	50	41	1149	10.0	315	11	0.7	3.2	2.4	5.0	0.0
Monday, August 05, 2013	10:00	0:10	45	60	49	41	1207	9.6	308	11	0.7	3.0	1.7	4.8	0.0
Monday, August 05, 2013	10:10	0:10	46	54	49	41	1215	9.9	324	12	0.7	3.5	1.9	4.8	0.0
Monday, August 05, 2013	10:20	0:10	44	51	46	41	1105	9.3	314	12	0.6	3.7	2.0	4.8	0.0
Monday, August 05, 2013	10:30	0:10	48	58	52	41	808	8.6	327	13	0.6	2.4	1.5	5.2	0.0
Monday, August 05, 2013	10:40	0:10	44	49	46	41	1276	9.7	323	13	0.4	2.8	1.7	5.6	0.0
Monday, August 05, 2013	10:50	0:10	44	54	45	40	1284	10.0	324	13	0.4	3.3	2.4	5.6	0.0
Monday, August 05, 2013	11:00	0:10	45	58	48	41	1320	9.8	320	13	0.4	2.0	1.9	4.4	0.0
Monday, August 05, 2013	11:10	0:10	43	52	45	40	1101	9.3	323	14	0.6	2.6	2.4	5.4	0.0
Monday, August 05, 2013	11:20	0:10	46	62	49	41	757	8.1	311	14	0.9	3.3	2.0	5.0	0.0
Monday, August 05, 2013	11:30	0:10	43	50	45	40	1088	9.2	317	14	0.4	2.6	2.2	5.4	0.0
Monday, August 05, 2013	11:40	0:10	40	50	42	37	645	7.6	298	14	0.2	1.1	2.4	6.1	0.0
Monday, August 05, 2013	11:50	0:10	42	52	46	36	634	7.8	301	15	0.6	4.3	1.7	5.0	0.0
Monday, August 05, 2013	12:00	0:10	46	55	49	42	1269	9.9	303	15	0.6	3.9	2.2	7.2	0.0
Monday, August 05, 2013	12:10	0:10	45	55	47	41	837	8.7	303	15	0.7	3.2	2.4	6.7	0.0
Monday, August 05, 2013	12:20	0:10	45	55	48	41	990	9.3	308	15	0.7	3.0	2.4	6.1	0.0
Monday, August 05, 2013	12:30	0:10	45	51	48	40	841	8.7	305	16	0.6	2.8	2.4	6.3	0.0
Monday, August 05, 2013	12:40	0:10	45	54	48	41	1170	9.6	305	16	0.6	3.7	2.2	6.7	0.0
Monday, August 05, 2013	12:50	0:10	46	55	49	43	1419	10.5	305	16	0.6	3.7	3.0	6.3	0.0
Monday, August 05, 2013	13:00	0:10	45	55	48	41	1127	9.5	301	16	0.4	2.8	2.4	5.7	0.0
Monday, August 05, 2013	13:10	0:10	47	59	50	42	1307	10.0	306	16	0.7	3.7	2.8	6.3	0.0
Monday, August 05, 2013	13:20	0:10	44	56	45	42	1431	10.4	296	16	0.4	2.2	2.6	6.9	0.0
Monday, August 05, 2013	13:30	0:10	44	54	47	41	1503	10.7	303	16	0.4	3.3	2.2	5.7	0.0
Monday, August 05, 2013	13:40	0:10	45	52	47	42	1583	10.9	310	17	0.4	2.4	1.5	4.6	0.0
Monday, August 05, 2013	13:50	0:10	46	57	49	42	1314	10.1	312	17	0.6	2.8	1.9	5.7	0.0
Monday, August 05, 2013	14:00	0:10	43	55	46	37	4	9.5	319	17	0.7	3.7	2.4	6.1	0.0
Monday, August 05, 2013	14:10	0:10	42	51	46	37	-4	8.8	317	17	0.6	3.3	2.0	5.9	0.0
Monday, August 05, 2013	14:20	0:10	43	54	46	35	-4	9.2	309	17	0.7	2.8	1.5	5.4	0.0
Monday, August 05, 2013	14:30	0:10	45	60	48	38	-4	10.5	310	17	0.6	3.2	0.6	3.3	0.0
Monday, August 05, 2013	14:40	0:10	42	59	45	38	-4	10.9	312	17	0.4	3.3	1.3	5.9	0.0
Monday, August 05, 2013	14:50	0:10	46	59	50	34	-4	10.4	312	17	0.7	3.2	1.3	4.8	0.0
Monday, August 05, 2013	15:00	0:10	45	58	48	38	945	10.3	319	17	0.7	3.2	2.0	5.9	0.0
Monday, August 05, 2013	15:10	0:10	46	58	48	41	1289	10.0	317	17	0.4	4.1	2.2	5.7	0.0
Monday, August 05, 2013	15:20	0:10	44	55	47	41	1246	9.6	302	17	0.4	2.6	2.2	5.4	0.0
Monday, August 05, 2013	15:30	0:10	48	64	50	42	1438	10.5	300	17	0.7	5.0	1.9	5.0	0.0
Monday, August 05, 2013	15:40	0:10	45	60	47	42	1517	10.6	307	17	0.2	1.7	2.4	6.1	0.0
Monday, August 05, 2013	15:50	0:10	45	57	47	41	1663	11.0	312	17	0.4	2.6	3.0	6.7	0.0
Monday, August 05, 2013	16:00	0:10	44	57	46	41	1627	11.3	317	18	0.4	2.6	2.0	6.3	0.0
Monday, August 05, 2013	16:10	0:10	45	63	47	41	1543	10.9	303	18	0.4	4.1	2.2	5.4	0.0
Monday, August 05, 2013	16:20	0:10	46	58	49	42	1422	10.6	320	18	0.4	3.2	2.4	6.9	0.0
Monday, August 05, 2013	16:30	0:10	46	61	49	42	1792	11.9	308	17	0.6	2.8	2.8	6.3	0.0
Monday, August 05, 2013	16:40	0:10	45	56	47	41	1226	9.7	318	18	0.4	3.0	2.0	5.4	0.0
Monday, August 05, 2013	16:50	0:10	43	50	46	40	909	8.9	301	18	0.4	3.7	2.4	5.0	0.0
Monday, August 05, 2013	17:00	0:10	47	65	49	42	1548	10.9	302	17	0.6	2.6	2.2	5.7	0.0
Monday, August 05, 2013	17:10	0:10	49	60	53	43	1463	10.8	318	17	0.9	3.3	2.2	5.2	0.0
Monday, August 05, 2013	17:20	0:10	48	61	50										

Table A-1: Location A Summer Compliance Evaluation

Date	Time	Duration	Leq	Lmax	L(10)	L(90)	WT N2	WT N2	Onsite Met	Onsite Met	Loc. A	Loc. A	Loc. 6	Loc. 6	Loc. 6
	Start Time	(min)	(dBA)	(dBA)	(dBA)	(dBA)	Output (kW)	HH WS (m/s)	WD @ 75m (degrees)	Temp. (°C)	Avg. WS @ 2m (m/s)	Gust WS @ 2m (m/s)	Avg. WS @ 2m (m/s)	Gust WS @ 2m (m/s)	Precip. (mm)
Monday, August 05, 2013	18:10	0:10	49	77	53	41	809	8.7	325	16	0.2	2.6	2.0	6.1	0.0
Monday, August 05, 2013	18:20	0:10	43	54	45	40	1305	9.9	321	15	0.4	2.6	1.5	4.6	0.0
Monday, August 05, 2013	18:30	0:10	41	48	43	38	615	7.6	320	15	0.4	2.0	1.7	3.9	0.0
Monday, August 05, 2013	18:40	0:10	42	57	44	40	1145	9.7	321	15	0.0	0.2	1.9	5.2	0.0
Monday, August 05, 2013	18:50	0:10	42	48	43	40	1048	9.2	318	15	0.0	2.0	1.1	3.5	0.0
Monday, August 05, 2013	19:00	0:10	42	55	44	40	1021	9.3	318	14	0.0	1.7	1.5	3.7	0.0
Monday, August 05, 2013	19:10	0:10	42	49	44	40	1084	9.4	320	14	0.0	0.0	0.7	3.3	0.0
Monday, August 05, 2013	19:20	0:10	42	50	44	40	1326	10.2	316	14	0.0	0.0	0.6	3.0	0.0
Monday, August 05, 2013	19:30	0:10	40	47	42	36	884	8.4	316	14	0.0	0.0	0.4	2.0	0.0
Monday, August 05, 2013	19:40	0:10	35	46	36	33	302	6.1	319	14	0.0	0.0	0.4	2.0	0.0
Monday, August 05, 2013	19:50	0:10	37	52	39	32	402	6.7	331	13	0.0	0.0	0.6	2.8	0.0
Monday, August 05, 2013	20:00	0:10	41	63	40	33	254	6.5	328	13	0.0	0.0	0.2	2.2	0.0
Monday, August 05, 2013	20:10	0:10	34	45	36	32	275	5.7	323	13	0.0	0.0	0.0	1.3	0.0
Monday, August 05, 2013	20:20	0:10	36	42	38	33	261	5.7	321	13	0.0	0.0	0.2	1.9	0.0
Monday, August 05, 2013	20:30	0:10	35	43	38	31	162	5.0	317	13	0.0	0.0	0.0	0.0	0.0
Monday, August 05, 2013	20:40	0:10	32	45	33	31	72	4.2	314	12	0.0	0.0	0.0	0.0	0.0
Monday, August 05, 2013	20:50	0:10	32	43	34	29	6	2.9	310	12	0.0	0.0	0.0	0.0	0.0
Monday, August 05, 2013	21:00	0:10	33	41	34	31	60	4.0	314	12	0.0	0.0	0.0	0.0	0.0
Monday, August 05, 2013	21:10	0:10	34	46	36	32	284	6.0	319	12	0.0	0.0	0.0	1.5	0.0
Monday, August 05, 2013	21:20	0:10	36	48	38	34	355	6.2	317	12	0.0	0.0	0.0	0.0	0.0
Monday, August 05, 2013	21:30	0:10	47	64	50	33	217	5.3	318	12	0.0	0.0	0.0	0.0	0.0
Monday, August 05, 2013	21:40	0:10	41	60	39	31	72	4.2	316	12	0.0	0.0	0.0	0.0	0.0
Monday, August 05, 2013	21:50	0:10	31	36	33	30	102	4.4	320	11	0.0	0.0	0.0	0.0	0.0
Monday, August 05, 2013	22:00	0:10	32	45	35	29	81	4.3	316	11	0.0	0.0	0.0	0.0	0.0
Monday, August 05, 2013	22:10	0:10	33	48	35	30	57	3.9	308	11	0.0	0.0	0.0	0.0	0.0
Monday, August 05, 2013	22:20	0:10	33	46	35	29	100	4.3	306	11	0.0	0.0	0.0	0.0	0.0
Monday, August 05, 2013	22:30	0:10	31	42	33	28	119	4.5	309	11	0.0	0.0	0.0	0.0	0.0
Monday, August 05, 2013	22:40	0:10	30	45	33	28	79	4.0	311	11	0.0	0.0	0.0	0.0	0.0
Monday, August 05, 2013	22:50	0:10	30	43	32	26	0	2.8	308	11	0.0	0.0	0.0	0.0	0.0
Monday, August 05, 2013	23:00	0:10	29	36	31	27	8	2.9	306	11	0.0	0.0	0.0	0.0	0.0
Monday, August 05, 2013	23:10	0:10	30	38	32	29	127	4.8	315	11	0.0	0.0	0.0	0.0	0.0
Monday, August 05, 2013	23:20	0:10	28	39	29	26	41	3.7	321	11	0.0	0.0	0.0	0.0	0.0
Monday, August 05, 2013	23:30	0:10	29	41	32	24	-7	2.5	319	11	0.0	0.0	0.0	0.0	0.0
Monday, August 05, 2013	23:40	0:10	27	38	28	25	-5	2.4	319	11	0.0	0.0	0.0	0.0	0.0
Monday, August 05, 2013	23:50	0:10	33	50	33	26	-5	2.5	323	11	0.0	0.0	0.0	0.0	0.0
Tuesday, August 06, 2013	0:00	0:10	28	45	31	26	6	3.3	328	11	0.0	0.0	0.0	0.0	0.0
Tuesday, August 06, 2013	0:10	0:10	27	34	29	26	-5	2.8	330	11	0.0	0.0	0.0	0.0	0.0
Tuesday, August 06, 2013	0:20	0:10	27	42	28	26	-9	2.7	331	11	0.0	0.0	0.0	0.0	0.0
Tuesday, August 06, 2013	0:30	0:10	28	35	29	26	-5	2.7	330	11	0.0	0.0	0.0	0.0	0.0
Tuesday, August 06, 2013	0:40	0:10	27	43	28	26	-4	2.9	325	11	0.0	0.0	0.0	0.0	0.0
Tuesday, August 06, 2013	0:50	0:10	29	41	30	28	104	4.8	329	11	0.0	0.0	0.0	0.0	0.0
Tuesday, August 06, 2013	1:00	0:10	32	49	34	27	47	3.4	329	11	0.0	0.0	0.0	0.0	0.0
Tuesday, August 06, 2013	1:10	0:10	29	36	30	27	-3	2.8	328	12	0.0	0.0	0.0	0.0	0.0
Tuesday, August 06, 2013	1:20	0:10	31	44	34	25	-4	2.8	327	11	0.0	0.0	0.0	0.0	0.0
Tuesday, August 06, 2013	1:30	0:10	25	33	27	24	-5	2.4	320	11	0.0	0.0	0.0	0.0	0.0
Tuesday, August 06, 2013	1:40	0:10	26	34	27	25	-7	2.9	325	11	0.0	0.0	0.0	0.0	0.0
Tuesday, August 06, 2013	1:50	0:10	27	39	31	24	-5	2.2	327	12	0.0	0.0	0.0	0.0	0.0
Tuesday, August 06, 2013	2:00	0:10	26	41	29	21	-4	2.2	326	11	0.0	0.0	0.0	0.0	0.0
Tuesday, August 06, 2013	2:10	0:10	24	44	25	22	-4	1.9	326	11	0.0	0.0	0.0	0.0	0.0
Tuesday, August 06, 2013	2:20	0:10	24	37	25	23	-4	2.1	322	11	0.0	0.0	0.0	0.0	0.0
Tuesday, August 06, 2013	2:30	0:10	25	32	26	24	-4	2.1	325	11	0.0	0.0	0.0	0.0	0.0
Tuesday, August 06, 2013	2:40	0:10	25	34	27	24	-2	2.0	324	11	0.0	0.0	0.0	0.0	0.0
Tuesday, August 06, 2013	2:50	0:10	29	43	33	23	0	2.7	321	11	0.0	0.0	0.0	0.0	0.0
Tuesday, August 06, 2013	3:00	0:10	28	44	32	22	-1	2.3	325	12	0.0	0.0	0.0	0.0	0.0
Tuesday, August 06, 2013	3:10	0:10	24	40	25	22	0	2.3	332	11	0.0	0.0	0.0	0.0	0.0
Tuesday, August 06, 2013	3:20	0:10	25	37	27	23	0	2.2	333	11	0.0	0.0	0.0	0.0	0.0
Tuesday, August 06, 2013	3:30	0:10	25	32	26	24	0	2.2	328	12	0.0	0.0	0.0	0.0	0.0
Tuesday, August 06, 2013	3:40	0:10	26	30	27	25	-1	2.1	326	12	0.0	0.0	0.0	0.0	0.0
Tuesday, August 06, 2013	3:50	0:10	31	47	34	25	0	2.2	325	11	0.0	0.0	0.0	0.0	0.0
Tuesday, August 06, 2013	4:00	0:10	28	40	31	24	-1	2.4	323	11	0.0	0.0	0.0	0.0	0.0
Tuesday, August 06, 2013	4:10	0:10	28	44	30	25	-2	3.0	329	12	0.0	0.0	0.0	0.0	0.0
Tuesday, August 06, 2013	4:20	0:10	27	43	29	26	4	3.4	335	11	0.0	0.0	0.0	0.0	0.0
Tuesday, August 06, 2013	4:30	0:10	32	48	34	28	67	4.2	335	11	0.0	0.0	0.0	0.0	0.0
Tuesday, August 06, 2013	4:40	0:10	34	45	38	28	49	4.1	332	11	0.0	0.0	0.0	0.0	0.0
Tuesday, August 06, 2013	4:50	0:10	32	43	35	27	25	3.8	330	11	0.0	0.0	0.0	0.0	0.0
Tuesday, August 06, 2013	5:00	0:10	36	44	39	29	36	3.9	330	11	0.0	0.0	0.0	0.0	0.0
Tuesday, August 06, 2013	5:10	0:10	38	49	41	31	42	4.1	334	11	0.0	0.0	0.0	0.0	0.0
Tuesday, August 06, 2013	5:20	0:10	38	51	41	30	33	3.9	336	11	0.0	0.0	0.0	0.0	0.0
Tuesday, August 06, 2013	5:30	0:10	35	46	39	29	7	3.4	339	11	0.0	0.0	0.0	0.0	0.0
Tuesday, August 06, 2013	5:40	0:10	37	48	41	31	-6	3.1	339	11	0.0	0.0	0.0	0.0	0.0
Tuesday, August 06, 2013	5:50	0:10	40	63	42	30	-6	2.5	336	11	0.0	0.0	0.0	0.0	0.0
Tuesday, August 06, 2013	6:00	0:10	37	48	40	31	-5	2.8	335	11	0.0	0.0	0.0	0.0	0.0
Tuesday, August 06, 2013	6:10	0:10	36	46	38	32	-5	2.8	335	11	0.0	0.0	0.0	0.0	0.0
Tuesday, August 06, 2013	6:20	0:10	38	45	40	34	-5	2.7	331	11	0.0	0.0	0.0	0.0	0.0
Tuesday, August 06, 2013	6:30	0:10	38	44	40	34	-3	3.0	328	11	0.0	0.0	0.0	0.0	0.0
Tuesday, August 06, 2013	6:40	0:10	35	44	37	32	5	3.4	326	11	0.0	0.0	0.0	0.0	0.0
Tuesday, August 06, 2013	6:50	0:10	36	45	39	31	-6	3.1	326	12	0.0	0.0	0.0	0.0	0.0
Tuesday, August 06, 2013	7:00	0:10	36	46	38	32	-10	2.8	326	11	0.0	0.0	0.0	0.0	0.0
Tuesday, August 06, 2013	7:10	0:10	35	42	38	31	-5	2.3	326	13	0.0	0.0	0.0	0.0	0.0
Tuesday, August 06, 2013	7:20	0:10	35	46	38	29	-4	2.7	326	14	0.0	0.0	0.0	0.0	0.0
Tuesday, August 06, 2013	7:30	0:10	35	44	37	32	-4	2.8	326	15	0.0	0.0	0.0	0.0	0.0
Tuesday, August 06, 2013	7:40	0:10	37	53	40	32	-5	2.5	326	15	0.0	0.0	0.0	0.0	0.0
Tuesday, August 06, 2013	7:50	0:10	37	50	41	32	-5	2.4	328	16	0.0	0.0	0.0	0.0	0.0
Tuesday, August 06, 2013	8:00	0:10	36	47	39	30	-3	2.1	328	16	0.0	0.0	0.0	0.0	0.0
Tuesday, August 06, 2013	8:10	0:10	36	50	39	31	-1	2.5	328	16	0.0	0.0	0.0	0.0	0.0
Tuesday, August 06, 2013	8:20	0:10	38	56	41	29	0	2.5	328	16	0.0	0.0	0.0	0.0	0.0
Tuesday, August 06, 2013	8:30	0:10	38	62	38	30	0	2.4	328						

Table A-1: Location A Summer Compliance Evaluation

Date	Time	Duration	Leq	Lmax	L(10)	L(90)	WT N2	WT N2	Onsite Met	Onsite Met	Loc. A	Loc. A	Loc. 6	Loc. 6	Loc. 6
	Start Time	(min)	(dBA)	(dBA)	(dBA)	(dBA)	Output (kW)	HH WS (m/s)	WD @ 75m (degrees)	Temp. (°C)	Avg. WS @ 2m (m/s)	Gust WS @ 2m (m/s)	Avg. WS @ 2m (m/s)	Gust WS @ 2m (m/s)	Precip. (mm)
Tuesday, August 06, 2013	9:10	0:10	41	55	46	30	-1	2.3	328	17	0.0	0.0	0.0	0.0	0.0
Tuesday, August 06, 2013	9:20	0:10	31	44	33	26	0	1.8	318	17	0.0	0.0	0.0	0.0	1.5
Tuesday, August 06, 2013	9:30	0:10	33	58	35	26	-1	1.7	318	17	0.0	0.0	0.0	0.0	0.0
Tuesday, August 06, 2013	9:40	0:10	31	46	34	26	-1	1.7	318	18	0.0	0.0	0.0	0.0	0.7
Tuesday, August 06, 2013	9:50	0:10	40	60	37	28	0	1.7	316	18	0.0	0.0	0.0	0.0	0.7
Tuesday, August 06, 2013	10:00	0:10	37	51	42	28	0	2.0	302	18	0.0	0.0	0.0	0.0	0.7
Tuesday, August 06, 2013	10:10	0:10	33	61	34	27	0	2.6	307	18	0.0	0.0	0.0	0.0	0.0
Tuesday, August 06, 2013	10:20	0:10	34	46	37	30	-1	2.9	319	17	0.0	0.0	0.2	1.5	0.0
Tuesday, August 06, 2013	10:30	0:10	40	59	43	33	-1	2.7	326	17	0.0	0.0	0.2	2.6	0.0
Tuesday, August 06, 2013	10:40	0:10	33	47	35	28	0	2.1	7	16	0.2	1.5	0.0	0.0	0.0
Tuesday, August 06, 2013	10:50	0:10	37	54	40	29	0	1.5	344	17	0.0	0.0	0.0	0.0	0.0
Tuesday, August 06, 2013	11:00	0:10	47	61	51	29	0	1.5	343	18	0.0	0.0	0.0	0.0	0.0
Tuesday, August 06, 2013	11:10	0:10	53	64	57	37	-1	1.1	340	18	0.0	0.0	0.0	0.0	0.0
Tuesday, August 06, 2013	11:20	0:10	30	44	33	26	0	1.2	334	17	0.0	0.0	0.0	0.0	0.7
Tuesday, August 06, 2013	11:30	0:10	29	44	31	26	-1	1.0	331	17	0.0	0.4	0.0	0.0	0.0
Tuesday, August 06, 2013	11:40	0:10	36	52	37	26	-1	1.3	15	17	0.0	0.0	0.2	2.6	0.0
Tuesday, August 06, 2013	11:50	0:10	33	47	37	28	-1	0.9	15	17	0.0	0.0	0.0	0.2	0.0
Tuesday, August 06, 2013	12:00	0:10	31	47	34	28	-1	1.2	16	18	0.0	1.9	0.0	1.7	0.0
Tuesday, August 06, 2013	12:10	0:10	33	44	35	29	-1	1.6	277	19	0.0	0.7	0.0	0.0	0.0
Tuesday, August 06, 2013	12:20	0:10	32	44	34	28	-1	2.4	206	20	0.0	0.6	0.0	0.6	0.0
Tuesday, August 06, 2013	12:30	0:10	32	45	34	27	0	2.3	191	20	0.2	1.3	0.0	1.5	0.0
Tuesday, August 06, 2013	12:40	0:10	29	47	31	26	-1	2.5	213	20	0.0	0.2	0.0	0.0	0.0
Tuesday, August 06, 2013	12:50	0:10	31	44	33	27	0	2.3	207	20	0.0	1.1	0.0	1.1	0.0
Tuesday, August 06, 2013	13:00	0:10	32	42	34	29	-2	2.5	207	20	0.0	1.1	0.4	2.8	0.0
Tuesday, August 06, 2013	13:10	0:10	30	48	31	27	-2	2.7	209	20	0.2	1.1	0.0	1.7	0.0
Tuesday, August 06, 2013	13:20	0:10	33	49	36	28	0	2.2	197	21	0.2	2.0	0.2	2.2	0.0
Tuesday, August 06, 2013	13:30	0:10	32	43	35	28	-1	1.5	194	20	0.2	1.3	0.4	3.5	0.0
Tuesday, August 06, 2013	13:40	0:10	31	44	33	28	-1	1.6	169	20	0.0	0.2	0.2	3.7	0.0
Tuesday, August 06, 2013	13:50	0:10	31	43	32	29	-5	3.1	162	20	0.0	2.2	0.2	3.0	0.0
Tuesday, August 06, 2013	14:00	0:10	33	47	36	28	-5	1.7	173	20	0.0	1.3	0.0	0.4	0.0
Tuesday, August 06, 2013	14:10	0:10	33	53	34	27	-4	2.6	175	20	0.0	0.0	0.2	2.4	0.0
Tuesday, August 06, 2013	14:20	0:10	36	56	40	31	-4	2.4	160	20	0.4	2.4	0.2	1.7	0.0
Tuesday, August 06, 2013	14:30	0:10	33	43	37	29	-4	1.5	153	20	0.2	1.7	0.0	0.4	0.0
Tuesday, August 06, 2013	14:40	0:10	37	63	36	28	-4	3.0	154	20	0.0	0.9	0.2	1.7	0.0
Tuesday, August 06, 2013	14:50	0:10	32	46	33	28	-4	3.3	153	20	0.0	0.4	0.2	1.3	0.0
Tuesday, August 06, 2013	15:00	0:10	31	38	33	30	70	4.3	157	21	0.0	0.0	0.0	0.9	0.0
Tuesday, August 06, 2013	15:10	0:10	32	42	33	30	106	4.4	156	21	0.0	1.1	0.0	1.3	0.0
Tuesday, August 06, 2013	15:20	0:10	38	54	40	31	196	5.4	162	21	0.4	2.2	0.0	0.9	0.0
Tuesday, August 06, 2013	15:30	0:10	32	45	34	29	98	4.3	155	21	0.2	1.1	0.0	2.0	0.0
Tuesday, August 06, 2013	15:40	0:10	32	57	33	30	149	5.1	151	20	0.2	1.5	0.0	0.0	0.0
Tuesday, August 06, 2013	15:50	0:10	33	46	35	30	121	4.5	160	21	0.0	0.2	0.0	1.3	0.0
Tuesday, August 06, 2013	16:00	0:10	32	44	34	31	110	4.5	158	20	0.0	0.0	0.0	0.0	0.0
Tuesday, August 06, 2013	16:10	0:10	31	39	33	29	53	4.3	158	20	0.0	0.7	0.0	0.2	0.0
Tuesday, August 06, 2013	16:20	0:10	33	47	34	30	135	4.7	156	20	0.0	0.0	0.0	0.0	0.0
Tuesday, August 06, 2013	16:30	0:10	33	47	34	31	80	4.2	156	19	0.0	0.0	0.0	0.0	0.0
Tuesday, August 06, 2013	16:40	0:10	35	59	35	31	103	4.6	161	19	0.0	0.0	0.0	0.0	0.0
Tuesday, August 06, 2013	16:50	0:10	32	44	34	30	32	3.5	162	20	0.0	1.5	0.0	0.6	0.0
Tuesday, August 06, 2013	17:00	0:10	34	62	34	27	-6	2.7	159	20	0.0	0.0	0.0	0.0	0.0
Tuesday, August 06, 2013	17:10	0:10	38	59	40	30	19	3.1	148	20	0.0	0.9	0.0	0.0	0.0
Tuesday, August 06, 2013	17:20	0:10	36	50	37	33	41	3.8	148	20	0.0	0.0	0.0	0.0	0.0
Tuesday, August 06, 2013	17:30	0:10	36	49	37	34	21	3.4	159	19	0.0	0.0	0.0	0.0	0.0
Tuesday, August 06, 2013	17:40	0:10	35	46	37	34	3	2.7	159	19	0.0	0.0	0.0	0.0	0.0
Tuesday, August 06, 2013	17:50	0:10	37	50	38	36	60	3.9	156	19	0.0	0.0	0.0	0.7	0.0
Tuesday, August 06, 2013	18:00	0:10	37	49	37	35	183	5.3	159	19	0.0	0.7	0.0	0.4	0.0
Tuesday, August 06, 2013	18:10	0:10	36	44	37	35	59	3.9	157	19	0.0	0.6	0.0	0.0	0.0
Tuesday, August 06, 2013	18:20	0:10	36	44	37	34	116	4.6	164	18	0.0	0.0	0.0	0.0	0.0
Tuesday, August 06, 2013	18:30	0:10	37	60	37	35	208	5.4	159	18	0.0	0.0	0.0	0.0	0.0
Tuesday, August 06, 2013	18:40	0:10	37	40	38	33	334	6.4	160	18	0.0	0.7	0.0	0.0	0.0
Tuesday, August 06, 2013	18:50	0:10	37	48	38	35	295	6.0	158	19	0.0	0.0	0.0	0.0	0.0
Tuesday, August 06, 2013	19:00	0:10	37	54	38	36	349	6.4	158	18	0.0	0.0	0.0	0.0	0.0
Tuesday, August 06, 2013	19:10	0:10	38	62	38	36	385	6.5	157	18	0.0	0.0	0.0	0.0	0.0
Tuesday, August 06, 2013	19:20	0:10	37	46	38	36	409	6.7	156	18	0.0	0.0	0.0	0.0	0.0
Tuesday, August 06, 2013	19:30	0:10	37	45	39	36	519	7.2	159	17	0.0	0.0	0.0	0.0	0.0
Tuesday, August 06, 2013	19:40	0:10	37	50	39	36	570	7.4	159	17	0.0	0.0	0.0	0.0	0.0
Tuesday, August 06, 2013	19:50	0:10	37	41	38	35	582	7.4	158	17	0.0	0.0	0.0	0.0	0.0
Tuesday, August 06, 2013	20:00	0:10	37	45	38	34	517	7.2	158	16	0.0	0.0	0.0	0.0	0.0
Tuesday, August 06, 2013	20:10	0:10	37	44	39	35	545	7.3	160	16	0.0	0.0	0.0	0.0	0.0
Tuesday, August 06, 2013	20:20	0:10	39	50	42	35	468	6.9	163	16	0.0	0.0	0.0	0.0	0.0
Tuesday, August 06, 2013	20:30	0:10	37	51	38	34	389	6.6	166	16	0.0	0.0	0.0	0.0	0.0
Tuesday, August 06, 2013	20:40	0:10	36	46	37	35	351	6.4	164	16	0.0	0.0	0.0	0.0	0.0
Tuesday, August 06, 2013	20:50	0:10	35	42	37	34	374	6.5	163	16	0.0	0.0	0.0	0.0	0.0
Tuesday, August 06, 2013	21:00	0:10	35	40	36	34	365	6.4	159	16	0.0	0.0	0.0	0.0	0.0
Tuesday, August 06, 2013	21:10	0:10	35	38	36	33	268	5.8	156	16	0.0	0.0	0.0	0.0	0.0
Tuesday, August 06, 2013	21:20	0:10	35	40	36	33	173	5.2	162	16	0.0	0.0	0.0	0.0	0.0
Tuesday, August 06, 2013	21:30	0:10	36	44	37	34	93	4.3	162	15	0.0	0.0	0.0	0.0	0.0
Tuesday, August 06, 2013	21:40	0:10	36	46	37	34	160	5.1	162	15	0.0	0.0	0.0	0.0	0.0
Tuesday, August 06, 2013	21:50	0:10	36	43	38	34	237	5.6	161	15	0.0	0.0	0.0	0.0	0.0
Tuesday, August 06, 2013	22:00	0:10	37	40	37	35	208	5.5	161	15	0.0	0.0	0.0	0.0	0.0
Tuesday, August 06, 2013	22:10	0:10	35	42	36	34	136	4.7	159	15	0.0	0.0	0.0	0.0	0.0
Tuesday, August 06, 2013	22:20	0:10	35	48	36	34	89	4.5	164	15	0.0	0.0	0.0	0.0	0.0
Tuesday, August 06, 2013	22:30	0:10	36	48	37	34	9	3.0	167	15	0.0	0.0	0.0	0.0	0.0
Tuesday, August 06, 2013	22:40	0:10	34	46	34	32	-10	2.6	167	14	0.0	0.0	0.0	0.0	0.0
Tuesday, August 06, 2013	22:50	0:10	34	38	35	33	-8	2.5	163	14	0.0	0.0	0.0	0.0	0.0
Tuesday, August 06, 2013	23:00	0:10	34	38	36	32	-7	3.0	166	14	0.0	0.0	0.0	0.0	0.0
Tuesday, August 06, 2013	23:10	0:10	35	37	36	30	2	3.1	166	14	0.0	0.0	0.0	0.0	0.0
Tuesday, August 06, 2013	23:20	0:10	30	37	31	29	-6	3.1	166	14	0.0	0.0	0.0	0.0	0.0
Tuesday, August 06, 2013	23:30	0:10													

Table A-1: Location A Summer Compliance Evaluation

Date	Time	Duration	Leq	Lmax	L(10)	L(90)	WT N2	WT N2	Onsite Met	Onsite Met	Loc. A	Loc. A	Loc. 6	Loc. 6	Loc. 6
	Start Time	(min)	(dBA)	(dBA)	(dBA)	(dBA)	Output (kW)	HH WS (m/s)	WD @ 75m (degrees)	Temp. (°C)	Avg. WS @ 2m (m/s)	Gust WS @ 2m (m/s)	Avg. WS @ 2m (m/s)	Gust WS @ 2m (m/s)	Precip. (mm)
Wednesday, August 07, 2013	0:10	0:10	31	39	32	29	3	2.9	171	14	0.0	0.0	0.0	0.0	0.0
Wednesday, August 07, 2013	0:20	0:10	31	37	33	29	29	3.4	172	14	0.0	0.0	0.0	0.0	0.0
Wednesday, August 07, 2013	0:30	0:10	31	36	32	28	13	3.4	174	14	0.0	0.0	0.0	0.0	0.0
Wednesday, August 07, 2013	0:40	0:10	30	39	31	28	-2	3.1	182	14	0.0	0.0	0.0	0.0	0.0
Wednesday, August 07, 2013	0:50	0:10	28	34	29	26	-10	1.5	187	14	0.0	0.0	0.0	0.0	0.0
Wednesday, August 07, 2013	1:00	0:10	29	41	30	26	-8	1.4	189	14	0.0	0.0	0.0	0.0	0.0
Wednesday, August 07, 2013	1:10	0:10	28	36	30	26	-5	1.3	193	14	0.0	0.0	0.0	0.0	0.0
Wednesday, August 07, 2013	1:20	0:10	27	44	28	25	-5	1.6	199	14	0.0	0.0	0.0	0.0	0.0
Wednesday, August 07, 2013	1:30	0:10	28	44	30	26	-5	1.5	205	13	0.0	0.0	0.0	0.0	0.0
Wednesday, August 07, 2013	1:40	0:10	28	40	30	25	-5	1.3	210	12	0.0	0.0	0.0	0.0	0.0
Wednesday, August 07, 2013	1:50	0:10	27	34	28	26	-1	2.5	216	12	0.0	0.0	0.0	0.0	0.0
Wednesday, August 07, 2013	2:00	0:10	26	35	27	25	0	3.3	220	13	0.0	0.0	0.0	0.0	0.0
Wednesday, August 07, 2013	2:10	0:10	27	43	28	23	0	3.1	228	12	0.0	0.0	0.0	0.0	0.0
Wednesday, August 07, 2013	2:20	0:10	27	37	29	23	0	3.3	238	12	0.0	0.0	0.0	0.0	0.0
Wednesday, August 07, 2013	2:30	0:10	23	31	24	21	0	3.7	246	12	0.0	0.0	0.0	0.0	0.0
Wednesday, August 07, 2013	2:40	0:10	22	44	23	21	0	3.6	239	12	0.0	0.0	0.0	0.0	0.0
Wednesday, August 07, 2013	2:50	0:10	24	33	26	20	0	3.7	230	12	0.0	0.0	0.0	0.0	0.0
Wednesday, August 07, 2013	3:00	0:10	25	41	28	22	-3	2.8	230	12	0.0	0.0	0.0	0.0	0.0
Wednesday, August 07, 2013	3:10	0:10	26	40	27	23	0	2.6	234	12	0.0	0.0	0.0	0.0	0.0
Wednesday, August 07, 2013	3:20	0:10	27	42	28	23	0	2.8	223	12	0.0	0.0	0.0	0.0	0.0
Wednesday, August 07, 2013	3:30	0:10	25	33	26	23	-1	2.0	221	12	0.0	0.0	0.0	0.0	0.0
Wednesday, August 07, 2013	3:40	0:10	24	37	26	22	0	1.6	225	12	0.0	0.0	0.0	0.0	0.0
Wednesday, August 07, 2013	3:50	0:10	25	33	27	23	-1	2.6	226	12	0.0	0.0	0.0	0.0	0.0
Wednesday, August 07, 2013	4:00	0:10	25	45	26	22	0	2.3	232	12	0.0	0.0	0.0	0.0	0.0
Wednesday, August 07, 2013	4:10	0:10	23	43	24	21	0	1.9	238	12	0.0	0.0	0.0	0.0	0.0
Wednesday, August 07, 2013	4:20	0:10	24	35	26	21	0	1.9	229	12	0.0	0.0	0.0	0.0	0.0
Wednesday, August 07, 2013	4:30	0:10	27	38	30	23	-1	2.1	225	12	0.0	0.0	0.0	0.0	0.0
Wednesday, August 07, 2013	4:40	0:10	28	40	30	24	-3	2.9	227	12	0.0	0.0	0.0	0.0	0.0
Wednesday, August 07, 2013	4:50	0:10	30	43	32	26	2	3.1	223	12	0.0	0.0	0.0	0.0	0.0
Wednesday, August 07, 2013	5:00	0:10	35	48	38	28	21	3.6	219	12	0.0	0.0	0.0	0.0	0.0
Wednesday, August 07, 2013	5:10	0:10	34	44	37	28	44	4.1	218	12	0.0	0.0	0.0	0.0	0.0
Wednesday, August 07, 2013	5:20	0:10	33	41	36	28	56	4.2	215	12	0.0	0.0	0.0	0.0	0.0
Wednesday, August 07, 2013	5:30	0:10	31	39	34	27	38	4.0	215	12	0.0	0.0	0.0	0.0	0.0
Wednesday, August 07, 2013	5:40	0:10	31	40	33	27	19	3.5	215	13	0.0	0.0	0.0	0.0	0.0
Wednesday, August 07, 2013	5:50	0:10	30	44	32	28	28	3.8	213	13	0.0	0.0	0.0	0.0	0.0
Wednesday, August 07, 2013	6:00	0:10	33	44	36	28	47	3.9	209	13	0.0	0.0	0.0	0.0	0.0
Wednesday, August 07, 2013	6:10	0:10	32	41	35	29	73	4.3	212	13	0.0	0.0	0.0	0.0	0.0
Wednesday, August 07, 2013	6:20	0:10	34	55	35	28	83	4.5	210	14	0.0	0.0	0.0	0.0	0.0
Wednesday, August 07, 2013	6:30	0:10	31	46	34	28	77	4.5	201	14	0.0	0.0	0.0	0.0	0.0
Wednesday, August 07, 2013	6:40	0:10	31	53	34	28	54	4.0	203	15	0.0	0.0	0.0	0.0	0.0
Wednesday, August 07, 2013	6:50	0:10	31	50	33	27	0	3.1	182	15	0.0	0.0	0.0	0.0	0.0
Wednesday, August 07, 2013	7:00	0:10	31	46	33	28	-11	2.7	178	15	0.0	0.0	0.0	0.0	0.0
Wednesday, August 07, 2013	7:10	0:10	30	40	33	27	24	3.7	181	15	0.0	0.0	0.0	0.0	0.0
Wednesday, August 07, 2013	7:20	0:10	32	49	34	28	71	4.1	172	15	0.0	0.0	0.0	0.0	0.0
Wednesday, August 07, 2013	7:30	0:10	32	41	36	28	65	4.0	167	15	0.0	0.0	0.0	0.0	0.0
Wednesday, August 07, 2013	7:40	0:10	35	58	37	29	56	4.1	167	15	0.0	0.0	0.0	0.0	0.0
Wednesday, August 07, 2013	7:50	0:10	34	55	38	28	17	3.5	171	15	0.0	0.0	0.0	0.0	0.0
Wednesday, August 07, 2013	8:00	0:10	38	48	43	27	-9	3.0	168	15	0.0	0.0	0.0	0.0	0.0
Wednesday, August 07, 2013	8:10	0:10	37	51	41	27	-5	2.5	164	16	0.0	0.0	0.0	0.0	0.0
Wednesday, August 07, 2013	8:20	0:10	35	46	40	28	-7	2.8	156	15	0.0	0.0	0.0	0.0	0.0
Wednesday, August 07, 2013	8:30	0:10	31	39	33	29	-6	2.7	156	15	0.0	0.0	0.0	0.0	0.0
Wednesday, August 07, 2013	8:40	0:10	30	37	32	29	-5	2.6	154	15	0.0	0.0	0.0	0.0	0.0
Wednesday, August 07, 2013	8:50	0:10	33	46	36	27	-4	2.5	151	15	0.0	0.0	0.0	0.0	0.0
Wednesday, August 07, 2013	9:00	0:10	30	58	31	26	-5	1.4	149	15	0.0	0.0	0.0	0.0	0.0
Wednesday, August 07, 2013	9:10	0:10	30	46	32	27	-5	0.8	150	15	0.0	0.4	0.0	0.0	0.0
Wednesday, August 07, 2013	9:20	0:10	29	42	32	25	-5	0.5	150	15	0.0	0.4	0.0	0.0	0.0
Wednesday, August 07, 2013	9:30	0:10	29	54	31	25	-5	0.5	149	15	0.0	0.0	0.0	0.0	0.0
Wednesday, August 07, 2013	9:40	0:10	32	53	34	26	-2	0.9	153	16	0.0	0.0	0.0	0.0	0.0
Wednesday, August 07, 2013	9:50	0:10	31	55	33	24	0	2.2	158	16	0.0	0.0	0.0	0.0	0.0
Wednesday, August 07, 2013	10:00	0:10	33	46	36	27	-5	2.8	167	17	0.0	0.2	0.0	0.0	0.0
Wednesday, August 07, 2013	10:10	0:10	35	43	39	30	-4	2.9	159	17	0.2	2.0	0.0	0.0	0.0
Wednesday, August 07, 2013	10:20	0:10	35	43	38	30	7	3.0	159	17	0.2	1.7	0.0	0.2	0.0
Wednesday, August 07, 2013	10:30	0:10	35	44	37	30	26	3.5	157	17	0.2	1.7	0.0	1.3	0.0
Wednesday, August 07, 2013	10:40	0:10	34	42	36	31	40	3.8	145	18	0.2	1.3	0.0	0.0	0.0
Wednesday, August 07, 2013	10:50	0:10	37	44	40	33	55	3.9	143	17	0.2	2.0	0.0	0.0	0.0
Wednesday, August 07, 2013	11:00	0:10	38	46	40	35	106	4.5	147	17	0.2	1.7	0.0	0.2	0.0
Wednesday, August 07, 2013	11:10	0:10	40	49	42	35	102	4.5	144	18	0.6	2.0	0.0	0.0	0.0
Wednesday, August 07, 2013	11:20	0:10	39	50	42	35	73	4.2	146	18	0.4	2.6	0.0	0.9	0.0
Wednesday, August 07, 2013	11:30	0:10	40	52	43	36	43	3.8	152	18	0.4	2.2	0.0	1.1	0.0
Wednesday, August 07, 2013	11:40	0:10	36	49	38	32	26	3.5	151	18	0.2	2.0	0.2	2.6	0.0
Wednesday, August 07, 2013	11:50	0:10	38	54	40	34	0	3.4	151	19	0.4	1.9	0.0	1.9	0.0
Wednesday, August 07, 2013	12:00	0:10	46	66	46	34	150	4.9	154	19	0.4	2.4	0.0	0.4	0.0
Wednesday, August 07, 2013	12:10	0:10	35	49	38	31	37	4.0	151	20	0.2	1.1	0.2	2.4	0.0
Wednesday, August 07, 2013	12:20	0:10	37	52	40	32	34	4.6	158	19	0.6	3.0	0.2	2.6	0.0
Wednesday, August 07, 2013	12:30	0:10	34	48	35	31	131	4.7	158	20	0.2	1.7	0.2	2.2	0.0
Wednesday, August 07, 2013	12:40	0:10	35	45	38	31	181	5.1	156	20	0.4	1.5	0.0	1.5	0.0
Wednesday, August 07, 2013	12:50	0:10	37	49	40	32	199	4.7	156	20	0.4	2.4	0.4	2.0	0.0
Wednesday, August 07, 2013	13:00	0:10	35	54	37	31	135	4.7	159	20	0.2	1.5	0.0	1.5	0.0
Wednesday, August 07, 2013	13:10	0:10	36	50	40	31	178	5.0	160	20	0.2	1.1	0.0	2.2	0.0
Wednesday, August 07, 2013	13:20	0:10	38	52	43	32	229	5.3	158	20	0.6	1.7	0.0	1.5	0.0
Wednesday, August 07, 2013	13:30	0:10	37	51	39	32	208	5.5	154	20	0.4	2.4	0.4	2.8	0.0
Wednesday, August 07, 2013	13:40	0:10	36	51	39	32	347	6.3	159	20	0.4	1.9	0.2	2.6	0.0
Wednesday, August 07, 2013	13:50	0:10	39	48	43	34	340	5.9	157	20	0.6	2.0	0.2	2.0	0.0
Wednesday, August 07, 2013	14:00	0:10	45	65	45	40	37	5.7	160	20	0.4	1.5	0.4	2.6	0.0
Wednesday, August 07, 2013	14:10	0:10	44	61	45	30	-5	7.1	156	21	0.4	2.0	0.2	3.2	0.0
Wednesday, August 07, 2013	14:20	0:10	36	52	39	30	-4	5.5	155	21	0.4	2.0	0.4	2.2	0.0
Wednesday, August 07, 2013	14:30	0:10	32	49	35	30	-4	5.0	155	21	0.2	2.0			

Table A-1: Location A Summer Compliance Evaluation

Date	Time	Duration	Leq	Lmax	L(10)	L(90)	WT N2	WT N2	Onsite Met	Onsite Met	Loc. A	Loc. A	Loc. 6	Loc. 6	Loc. 6
	Start Time	(min)	(dBA)	(dBA)	(dBA)	(dBA)	Output (kW)	HH WS (m/s)	WD @ 75m (degrees)	Temp. (°C)	Avg. WS @ 2m (m/s)	Gust WS @ 2m (m/s)	Avg. WS @ 2m (m/s)	Gust WS @ 2m (m/s)	Precip. (mm)
Wednesday, August 07, 2013	15:10	0:10	39	54	41	32	440	6.4	153	21	0.2	2.2	0.2	1.5	0.0
Wednesday, August 07, 2013	15:20	0:10	56	67	60	44	167	5.2	147	21	0.2	1.9	0.2	1.9	0.0
Wednesday, August 07, 2013	15:30	0:10	57	72	63	33	149	4.9	151	21	0.4	2.2	0.2	1.9	0.0
Wednesday, August 07, 2013	15:40	0:10	37	49	40	32	278	5.9	156	21	0.2	1.3	0.2	1.7	0.0
Wednesday, August 07, 2013	15:50	0:10	37	48	41	33	332	6.0	154	20	0.4	3.0	0.0	1.5	0.0
Wednesday, August 07, 2013	16:00	0:10	39	51	42	35	412	6.6	154	21	0.6	2.2	0.2	1.5	0.0
Wednesday, August 07, 2013	16:10	0:10	38	46	41	33	516	7.1	153	21	0.2	1.7	0.2	1.7	0.0
Wednesday, August 07, 2013	16:20	0:10	38	50	39	34	538	7.3	156	21	0.2	1.7	0.0	1.3	0.0
Wednesday, August 07, 2013	16:30	0:10	44	60	46	37	427	6.4	155	21	0.2	1.5	0.0	1.5	0.0
Wednesday, August 07, 2013	16:40	0:10	40	58	45	34	346	6.2	151	21	0.2	2.4	0.0	2.2	0.0
Wednesday, August 07, 2013	16:50	0:10	37	49	40	33	358	6.1	157	21	0.2	2.0	0.2	2.0	0.0
Wednesday, August 07, 2013	17:00	0:10	36	56	38	32	227	5.2	152	21	0.0	0.0	0.0	1.5	0.0
Wednesday, August 07, 2013	17:10	0:10	38	53	39	37	228	5.4	157	20	0.0	1.1	0.0	1.9	0.0
Wednesday, August 07, 2013	17:20	0:10	37	57	38	32	161	4.9	156	20	0.0	1.3	0.0	0.0	0.0
Wednesday, August 07, 2013	17:30	0:10	36	49	38	33	166	5.1	155	20	0.0	0.9	0.0	0.0	0.0
Wednesday, August 07, 2013	17:40	0:10	35	43	37	33	244	5.6	153	20	0.0	0.4	0.0	0.0	0.0
Wednesday, August 07, 2013	17:50	0:10	36	45	37	34	252	5.6	155	20	0.0	0.7	0.0	0.0	0.0
Wednesday, August 07, 2013	18:00	0:10	36	50	38	34	319	6.0	150	19	0.0	0.2	0.0	0.0	0.0
Wednesday, August 07, 2013	18:10	0:10	36	50	38	33	338	6.2	152	19	0.0	0.4	0.0	0.0	0.0
Wednesday, August 07, 2013	18:20	0:10	36	60	37	33	201	5.3	154	19	0.0	0.0	0.0	0.0	0.0
Wednesday, August 07, 2013	18:30	0:10	35	40	36	33	298	5.9	157	19	0.0	0.0	0.0	0.0	0.0
Wednesday, August 07, 2013	18:40	0:10	36	59	36	32	247	5.4	157	19	0.0	0.0	0.0	0.0	0.0
Wednesday, August 07, 2013	18:50	0:10	34	46	36	32	272	5.7	154	19	0.0	0.7	0.0	0.0	0.0
Wednesday, August 07, 2013	19:00	0:10	35	44	37	33	219	5.4	150	19	0.0	0.0	0.0	0.0	0.0
Wednesday, August 07, 2013	19:10	0:10	37	49	38	34	295	5.9	152	18	0.0	0.0	0.0	0.0	0.0
Wednesday, August 07, 2013	19:20	0:10	40	57	41	34	191	5.2	157	18	0.0	0.0	0.0	0.0	0.0
Wednesday, August 07, 2013	19:30	0:10	39	52	40	36	502	7.1	162	18	0.0	0.0	0.0	0.0	0.0
Wednesday, August 07, 2013	19:40	0:10	38	46	39	36	610	7.4	160	18	0.0	0.0	0.0	0.0	0.0
Wednesday, August 07, 2013	19:50	0:10	38	43	39	36	314	6.1	160	17	0.0	0.0	0.0	0.0	0.0
Wednesday, August 07, 2013	20:00	0:10	38	44	39	36	325	6.2	157	17	0.0	0.0	0.0	0.0	0.0
Wednesday, August 07, 2013	20:10	0:10	38	54	39	37	253	5.5	154	17	0.0	0.0	0.0	0.0	0.0
Wednesday, August 07, 2013	20:20	0:10	39	43	40	38	401	6.7	150	17	0.0	0.0	0.0	0.0	0.0
Wednesday, August 07, 2013	20:30	0:10	39	47	40	38	536	7.4	141	16	0.0	0.0	0.0	0.0	0.0
Wednesday, August 07, 2013	20:40	0:10	38	51	39	37	458	7.1	143	16	0.0	0.0	0.0	0.0	0.0
Wednesday, August 07, 2013	20:50	0:10	45	63	50	38	548	7.1	148	16	0.0	0.0	0.0	0.0	0.0
Wednesday, August 07, 2013	21:00	0:10	48	65	53	38	267	5.8	151	16	0.0	0.0	0.0	0.0	0.0
Wednesday, August 07, 2013	21:10	0:10	46	64	49	37	348	6.2	150	16	0.0	0.0	0.0	0.0	0.0
Wednesday, August 07, 2013	21:20	0:10	39	44	40	38	440	6.8	154	16	0.0	0.0	0.0	0.0	0.0
Wednesday, August 07, 2013	21:30	0:10	39	47	40	38	406	6.3	159	16	0.0	0.0	0.0	0.0	0.0
Wednesday, August 07, 2013	21:40	0:10	39	43	41	38	410	6.5	160	16	0.0	0.0	0.0	0.0	0.0
Wednesday, August 07, 2013	21:50	0:10	38	44	39	37	419	6.5	160	16	0.0	0.0	0.0	0.0	0.0
Wednesday, August 07, 2013	22:00	0:10	38	48	40	37	334	6.2	158	16	0.0	0.0	0.0	0.0	0.0
Wednesday, August 07, 2013	22:10	0:10	38	53	40	35	317	6.0	155	15	0.0	0.2	0.0	0.0	0.0
Wednesday, August 07, 2013	22:20	0:10	38	47	40	36	415	6.5	156	15	0.0	0.0	0.0	0.0	0.0
Wednesday, August 07, 2013	22:30	0:10	38	43	40	36	504	6.7	160	15	0.0	0.0	0.0	0.0	0.0
Wednesday, August 07, 2013	22:40	0:10	40	46	41	38	707	7.7	157	15	0.0	0.6	0.0	0.0	0.0
Wednesday, August 07, 2013	22:50	0:10	39	44	41	37	611	7.5	154	15	0.0	0.7	0.0	0.0	0.0
Wednesday, August 07, 2013	23:00	0:10	40	45	41	38	551	7.1	154	15	0.2	1.9	0.0	0.0	0.0
Wednesday, August 07, 2013	23:10	0:10	38	43	39	36	431	6.4	156	15	0.0	0.0	0.0	0.0	0.0
Wednesday, August 07, 2013	23:20	0:10	37	41	38	35	128	4.5	161	15	0.0	0.7	0.0	0.0	0.0
Wednesday, August 07, 2013	23:30	0:10	36	42	37	34	83	4.1	163	15	0.0	0.6	0.0	0.0	0.0
Wednesday, August 07, 2013	23:40	0:10	43	51	46	41	47	3.6	161	15	0.0	0.6	0.0	0.0	0.0
Wednesday, August 07, 2013	23:50	0:10	54	59	57	51	-4	3.2	166	14	0.0	0.0	0.0	0.0	0.0
Thursday, August 08, 2013	0:00	0:10	53	60	56	48	81	4.3	163	14	0.0	0.4	0.0	0.0	0.0
Thursday, August 08, 2013	0:10	0:10	51	59	53	48	303	6.0	160	14	0.0	0.0	0.0	0.0	0.0
Thursday, August 08, 2013	0:20	0:10	44	52	46	42	340	6.2	160	14	0.0	0.0	0.0	0.0	0.0
Thursday, August 08, 2013	0:30	0:10	42	50	43	40	371	6.4	164	14	0.0	0.0	0.0	0.0	0.0
Thursday, August 08, 2013	0:40	0:10	41	59	42	39	483	6.9	161	14	0.0	0.0	0.0	0.0	0.0
Thursday, August 08, 2013	0:50	0:10	40	54	42	38	444	6.7	162	14	0.0	0.0	0.0	0.0	0.0
Thursday, August 08, 2013	1:00	0:10	42	55	45	37	497	6.8	162	14	0.0	0.9	0.0	0.0	0.0
Thursday, August 08, 2013	1:10	0:10	37	52	38	35	289	5.7	163	14	0.0	0.0	0.0	0.0	0.0
Thursday, August 08, 2013	1:20	0:10	36	51	38	35	335	6.3	163	14	0.0	0.0	0.0	0.0	0.0
Thursday, August 08, 2013	1:30	0:10	40	52	41	37	561	7.0	161	14	0.0	0.4	0.0	0.0	0.0
Thursday, August 08, 2013	1:40	0:10	39	50	41	37	548	7.0	153	13	0.2	0.7	0.0	0.0	0.0
Thursday, August 08, 2013	1:50	0:10	40	53	40	37	533	7.1	152	13	0.2	1.5	0.0	0.0	0.0
Thursday, August 08, 2013	2:00	0:10	37	50	38	35	1	7.4	155	13	0.0	0.7	0.0	0.0	0.0
Thursday, August 08, 2013	2:10	0:10	35	39	36	33	-4	6.5	160	13	0.0	0.7	0.0	0.0	0.0
Thursday, August 08, 2013	2:20	0:10	37	55	38	34	-4	8.4	158	13	0.2	0.9	0.0	0.0	0.0
Thursday, August 08, 2013	2:30	0:10	38	48	41	34	-4	9.0	157	13	0.2	1.7	0.0	0.0	0.0
Thursday, August 08, 2013	2:40	0:10	38	53	39	33	-4	8.9	154	13	0.2	1.7	0.0	0.0	0.0
Thursday, August 08, 2013	2:50	0:10	37	52	39	33	-5	8.7	153	13	0.2	0.9	0.0	0.0	0.0
Thursday, August 08, 2013	3:00	0:10	40	47	41	37	606	7.5	150	13	0.0	1.1	0.0	0.0	0.0
Thursday, August 08, 2013	3:10	0:10	38	43	40	37	624	7.2	150	13	0.0	0.9	0.0	0.0	0.0
Thursday, August 08, 2013	3:20	0:10	38	45	40	35	545	7.0	149	13	0.0	0.6	0.0	0.0	0.0
Thursday, August 08, 2013	3:30	0:10	35	43	36	34	242	5.3	151	13	0.0	0.0	0.0	0.0	0.0
Thursday, August 08, 2013	3:40	0:10	35	46	36	34	164	4.9	153	13	0.0	0.6	0.0	0.0	0.0
Thursday, August 08, 2013	3:50	0:10	35	43	36	34	232	5.4	153	13	0.0	0.0	0.0	0.0	0.0
Thursday, August 08, 2013	4:00	0:10	35	39	36	33	172	5.1	160	13	0.0	0.9	0.0	0.0	0.0
Thursday, August 08, 2013	4:10	0:10	34	42	34	33	167	5.1	157	13	0.0	0.0	0.0	0.0	0.0
Thursday, August 08, 2013	4:20	0:10	34	45	35	33	225	5.5	155	13	0.0	0.9	0.0	0.0	0.0
Thursday, August 08, 2013	4:30	0:10	35	43	37	34	315	6.1	154	13	0.0	0.6	0.0	0.0	0.0
Thursday, August 08, 2013	4:40	0:10	36	40	37	34	409	6.7	155	14	0.0	0.6	0.0	0.0	0.0
Thursday, August 08, 2013	4:50	0:10	35	42	36	34	305	5.8	158	14	0.0	0.6	0.0	0.0	0.0
Thursday, August 08, 2013	5:00	0:10	34	39	35	32	143	4.6	162	14	0.0	0.6	0.0	0.0	0.0
Thursday, August 08, 2013	5:10	0:10	34	50	35	31	177	5.2	166	14	0.0	0.0	0.0	0.0	0.0
Thursday, August 08, 2013	5:20	0:10	38	47	41	32	178	5.2	162	14	0.0	1.9	0.0		

Table A-1: Location A Summer Compliance Evaluation

Date	Time	Duration	Leq	Lmax	L(10)	L(90)	WT N2	WT N2	Onsite Met	Onsite Met	Loc. A	Loc. A	Loc. 6	Loc. 6	Loc. 6
	Start Time	(min)	(dBA)	(dBA)	(dBA)	(dBA)	Output (kW)	HH WS (m/s)	WD @ 75m (degrees)	Temp. (°C)	Avg. WS @ 2m (m/s)	Gust WS @ 2m (m/s)	Avg. WS @ 2m (m/s)	Gust WS @ 2m (m/s)	Precip. (mm)
Thursday, August 08, 2013	6:10	0:10	31	45	32	29	118	4.5	174	14	0.0	0.4	0.0	0.0	0.0
Thursday, August 08, 2013	6:20	0:10	32	54	33	29	187	5.2	166	14	0.0	0.0	0.0	0.0	0.0
Thursday, August 08, 2013	6:30	0:10	31	45	32	29	197	5.2	168	14	0.0	0.0	0.0	0.0	0.0
Thursday, August 08, 2013	6:40	0:10	31	38	33	29	177	5.2	168	14	0.0	0.7	0.0	0.0	0.0
Thursday, August 08, 2013	6:50	0:10	31	37	33	29	124	4.6	168	14	0.0	0.6	0.0	0.0	0.0
Thursday, August 08, 2013	7:00	0:10	31	37	33	29	104	4.6	170	14	0.0	0.2	0.0	0.0	0.0
Thursday, August 08, 2013	7:10	0:10	31	43	32	29	200	5.4	171	14	0.0	0.0	0.0	0.0	0.0
Thursday, August 08, 2013	7:20	0:10	31	40	32	30	212	5.5	165	14	0.0	0.6	0.0	0.0	0.0
Thursday, August 08, 2013	7:30	0:10	30	43	31	29	140	5.0	165	14	0.0	0.7	0.0	0.0	0.0
Thursday, August 08, 2013	7:40	0:10	30	40	31	28	116	4.7	168	14	0.0	0.7	0.0	0.0	0.0
Thursday, August 08, 2013	7:50	0:10	32	39	33	30	149	5.0	171	14	0.0	0.4	0.0	0.0	0.0
Thursday, August 08, 2013	8:00	0:10	31	46	32	29	160	5.1	178	15	0.0	1.1	0.0	0.0	0.0
Thursday, August 08, 2013	8:10	0:10	30	39	32	28	90	4.3	187	15	0.0	1.7	0.0	0.0	0.0
Thursday, August 08, 2013	8:20	0:10	30	45	32	28	66	4.1	185	15	0.0	0.6	0.0	0.0	0.0
Thursday, August 08, 2013	8:30	0:10	31	52	33	30	112	4.7	180	15	0.0	0.7	0.0	0.0	0.0
Thursday, August 08, 2013	8:40	0:10	35	61	34	29	171	5.5	182	15	0.2	1.1	0.0	0.0	0.0
Thursday, August 08, 2013	8:50	0:10	29	36	31	27	56	4.0	187	16	0.0	0.4	0.0	0.0	0.0
Thursday, August 08, 2013	9:00	0:10	28	50	30	26	28	3.5	202	15	0.0	1.1	0.0	0.0	0.0
Thursday, August 08, 2013	9:10	0:10	28	38	29	26	-11	2.7	194	15	0.0	0.9	0.0	0.0	0.0
Thursday, August 08, 2013	9:20	0:10	31	55	34	27	18	3.6	191	16	0.2	1.1	0.0	0.0	0.0
Thursday, August 08, 2013	9:30	0:10	31	43	33	26	-7	2.6	192	16	0.2	1.9	0.0	0.0	0.0
Thursday, August 08, 2013	9:40	0:10	31	41	32	28	24	4.1	197	16	0.2	1.9	0.0	0.0	0.0
Thursday, August 08, 2013	9:50	0:10	31	38	33	28	30	3.8	193	16	0.2	1.5	0.0	0.0	0.0
Thursday, August 08, 2013	10:00	0:10	31	48	33	27	51	4.3	187	16	0.2	1.7	0.0	0.0	0.0
Thursday, August 08, 2013	10:10	0:10	28	41	30	26	36	3.9	194	16	0.0	0.9	0.0	0.0	0.0
Thursday, August 08, 2013	10:20	0:10	30	35	32	28	14	3.5	196	17	0.2	1.1	0.0	0.0	0.0
Thursday, August 08, 2013	10:30	0:10	31	38	33	28	7	3.5	194	17	0.0	0.7	0.0	0.0	0.0
Thursday, August 08, 2013	10:40	0:10	32	40	35	29	16	3.8	198	17	0.4	1.3	0.0	0.0	0.0
Thursday, August 08, 2013	10:50	0:10	33	41	36	30	-4	3.2	198	18	0.4	1.7	0.0	0.0	0.0
Thursday, August 08, 2013	11:00	0:10	35	45	38	29	-13	2.6	197	18	0.4	1.7	0.0	0.0	0.0
Thursday, August 08, 2013	11:10	0:10	33	40	36	29	-11	2.5	200	19	0.4	1.5	0.0	0.0	0.0
Thursday, August 08, 2013	11:20	0:10	31	46	33	27	-10	2.0	211	19	0.4	1.7	0.0	0.0	0.0
Thursday, August 08, 2013	11:30	0:10	36	53	36	26	-6	1.5	211	19	0.0	0.9	0.0	0.0	0.0
Thursday, August 08, 2013	11:40	0:10	30	43	32	26	-5	0.8	210	19	0.4	1.5	0.0	0.0	0.0
Thursday, August 08, 2013	11:50	0:10	31	48	33	27	-6	1.6	212	19	0.2	2.2	0.0	0.0	0.0
Thursday, August 08, 2013	12:00	0:10	35	46	37	31	-6	2.6	210	20	0.4	2.2	0.0	0.0	0.0
Thursday, August 08, 2013	12:10	0:10	37	47	40	31	28	3.7	212	21	0.6	2.4	0.0	1.7	0.0
Thursday, August 08, 2013	12:20	0:10	38	49	40	31	-8	2.9	206	22	0.6	2.8	0.0	0.7	0.0
Thursday, August 08, 2013	12:30	0:10	37	47	40	32	-8	2.6	186	21	0.6	2.2	0.0	0.0	0.0
Thursday, August 08, 2013	12:40	0:10	38	51	41	33	-9	2.8	187	21	0.4	2.0	0.0	0.6	0.0
Thursday, August 08, 2013	12:50	0:10	38	47	41	33	32	3.6	178	21	0.6	2.2	0.0	0.0	0.0
Thursday, August 08, 2013	13:00	0:10	42	52	45	35	61	4.3	150	21	0.6	2.6	0.0	0.9	0.0
Thursday, August 08, 2013	13:10	0:10	38	52	42	33	92	4.4	151	21	0.4	2.8	0.0	0.4	0.0
Thursday, August 08, 2013	13:20	0:10	37	44	39	32	43	3.6	146	21	0.4	1.7	0.0	1.3	0.0
Thursday, August 08, 2013	13:30	0:10	38	60	39	33	30	3.6	147	22	0.4	1.9	0.0	2.6	0.0
Thursday, August 08, 2013	13:40	0:10	36	43	39	31	64	4.1	153	22	0.4	1.7	0.0	1.9	0.0
Thursday, August 08, 2013	13:50	0:10	38	50	41	32	31	4.2	159	22	0.4	2.0	0.0	0.0	0.0
Thursday, August 08, 2013	14:00	0:10	37	46	39	33	-4	5.2	154	23	0.2	2.0	0.0	0.0	0.0
Thursday, August 08, 2013	14:10	0:10	36	46	39	33	-4	4.5	158	23	0.2	2.8	0.0	0.0	0.0
Thursday, August 08, 2013	14:20	0:10	37	45	40	32	-4	4.4	163	23	0.4	2.6	0.2	2.0	0.0
Thursday, August 08, 2013	14:30	0:10	36	49	38	29	-5	3.7	159	23	0.2	1.5	0.0	0.0	0.0
Thursday, August 08, 2013	14:40	0:10	31	39	33	27	-4	2.8	170	23	0.0	0.9	0.0	0.0	0.0
Thursday, August 08, 2013	14:50	0:10	30	48	31	27	-2	3.3	175	24	0.2	0.9	0.0	0.0	0.0
Thursday, August 08, 2013	15:00	0:10	31	39	33	29	14	4.3	168	23	0.0	0.6	0.0	0.0	0.0
Thursday, August 08, 2013	15:10	0:10	36	55	37	28	45	3.4	172	24	0.0	0.7	0.0	0.0	0.0
Thursday, August 08, 2013	15:20	0:10	32	56	33	28	-5	2.3	163	23	0.0	1.7	0.0	0.0	0.0
Thursday, August 08, 2013	15:30	0:10	33	45	35	29	213	5.5	174	23	0.0	0.2	0.0	0.0	0.0
Thursday, August 08, 2013	15:40	0:10	32	36	34	30	218	5.6	198	23	0.0	0.0	0.0	0.0	0.0
Thursday, August 08, 2013	15:50	0:10	34	48	36	32	278	5.9	200	23	0.0	0.0	0.0	0.4	0.0
Thursday, August 08, 2013	16:00	0:10	33	45	35	31	244	5.7	187	23	0.0	0.0	0.0	0.0	0.0
Thursday, August 08, 2013	16:10	0:10	33	47	34	31	272	6.1	182	23	0.0	0.0	0.0	0.0	0.0
Thursday, August 08, 2013	16:20	0:10	33	56	33	30	208	5.5	184	23	0.0	0.0	0.0	0.0	0.0
Thursday, August 08, 2013	16:30	0:10	33	45	34	30	186	5.5	186	22	0.0	0.4	0.0	0.0	0.0
Thursday, August 08, 2013	16:40	0:10	36	46	40	31	97	4.3	177	23	0.0	0.7	0.0	0.0	0.0
Thursday, August 08, 2013	16:50	0:10	34	54	36	30	104	4.6	179	24	0.0	1.1	0.0	0.2	0.0
Thursday, August 08, 2013	17:00	0:10	34	50	37	28	113	4.6	175	23	0.0	0.4	0.0	0.0	0.0
Thursday, August 08, 2013	17:10	0:10	31	43	35	27	81	4.4	167	22	0.0	0.0	0.0	2.0	0.0
Thursday, August 08, 2013	17:20	0:10	31	44	33	29	26	3.5	160	22	0.0	0.0	0.0	0.0	0.0
Thursday, August 08, 2013	17:30	0:10	39	60	39	31	19	3.4	171	23	0.0	0.0	0.0	0.0	0.0
Thursday, August 08, 2013	17:40	0:10	34	59	36	28	-4	3.1	177	23	0.0	0.0	0.0	0.0	0.0
Thursday, August 08, 2013	17:50	0:10	33	46	36	28	43	3.7	178	22	0.0	0.0	0.0	0.0	0.0
Thursday, August 08, 2013	18:00	0:10	36	60	36	31	139	4.9	174	22	0.0	0.0	0.0	1.7	0.0
Thursday, August 08, 2013	18:10	0:10	34	38	37	32	126	4.7	173	22	0.0	0.0	0.0	0.0	0.0
Thursday, August 08, 2013	18:20	0:10	39	45	41	32	164	5.1	176	21	0.0	0.0	0.0	0.0	0.0
Thursday, August 08, 2013	18:30	0:10	40	47	42	37	311	6.4	179	21	0.0	0.0	0.0	0.0	0.0
Thursday, August 08, 2013	18:40	0:10	41	51	43	35	242	5.8	171	21	0.0	0.0	0.0	0.0	0.0
Thursday, August 08, 2013	18:50	0:10	38	45	40	35	333	6.2	168	21	0.0	0.0	0.0	0.0	0.0
Thursday, August 08, 2013	19:00	0:10	38	47	39	35	315	6.2	173	21	0.0	0.0	0.0	0.0	0.0
Thursday, August 08, 2013	19:10	0:10	40	59	41	36	272	5.9	186	21	0.0	0.0	0.0	0.0	0.0
Thursday, August 08, 2013	19:20	0:10	38	51	39	35	292	6.1	177	21	0.0	0.0	0.0	0.0	0.0
Thursday, August 08, 2013	19:30	0:10	36	39	38	34	287	6.1	182	21	0.0	0.0	0.0	0.0	0.0
Thursday, August 08, 2013	19:40	0:10	36	46	37	34	347	6.5	184	21	0.0	0.0	0.0	0.0	0.0
Thursday, August 08, 2013	19:50	0:10	36	48	37	35	349	6.3	182	21	0.0	0.0	0.0	0.0	0.0
Thursday, August 08, 2013	20:00	0:10	36	50	37	34	160	5.0	187	20	0.0	0.0	0.0	0.0	0.0
Thursday, August 08, 2013	20:10	0:10	39	57	40	34	31	3.6	194	20	0.0	0.0	0.0	0.0	0.0
Thursday, August 08, 2013	20:20	0:10	36	40	37	34	57	4.0	189	20	0.0	0.0	0.0	0.0	0.0
Thursday, August 08, 2013	20:														

Table A-1: Location A Summer Compliance Evaluation

Date	Time	Duration	Leq	Lmax	L(10)	L(90)	WT N2	WT N2	Onsite Met	Onsite Met	Loc. A	Loc. A	Loc. 6	Loc. 6	Loc. 6
	Start Time	(min)	(dBA)	(dBA)	(dBA)	(dBA)	Output (kW)	HH WS (m/s)	WD @ 75m (degrees)	Temp. (°C)	Avg. WS @ 2m (m/s)	Gust WS @ 2m (m/s)	Avg. WS @ 2m (m/s)	Gust WS @ 2m (m/s)	Precip. (mm)
Thursday, August 08, 2013	21:10	0:10	40	47	41	39	493	7.1	191	20	0.0	0.0	0.0	0.0	0.0
Thursday, August 08, 2013	21:20	0:10	39	42	41	38	327	6.1	198	20	0.0	0.0	0.0	0.0	0.0
Thursday, August 08, 2013	21:30	0:10	41	45	41	39	139	5.1	198	20	0.0	0.0	0.0	0.0	0.0
Thursday, August 08, 2013	21:40	0:10	41	50	42	39	109	4.7	197	20	0.0	0.0	0.0	0.0	0.0
Thursday, August 08, 2013	21:50	0:10	41	52	42	41	215	5.5	194	20	0.0	0.0	0.0	0.0	0.0
Thursday, August 08, 2013	22:00	0:10	41	44	42	39	214	5.5	199	20	0.0	0.0	0.0	0.0	0.0
Thursday, August 08, 2013	22:10	0:10	40	49	41	39	62	4.0	208	20	0.0	0.0	0.0	0.0	0.0
Thursday, August 08, 2013	22:20	0:10	40	45	41	39	-2	3.1	210	20	0.0	0.0	0.0	0.0	0.0
Thursday, August 08, 2013	22:30	0:10	40	43	41	39	-4	3.2	207	19	0.0	0.0	0.0	0.0	0.0
Thursday, August 08, 2013	22:40	0:10	38	46	39	37	2	3.3	206	19	0.0	0.0	0.0	0.0	0.0
Thursday, August 08, 2013	22:50	0:10	37	42	38	36	34	3.6	204	19	0.0	0.0	0.0	0.0	0.0
Thursday, August 08, 2013	23:00	0:10	38	41	39	36	-11	2.5	197	19	0.0	0.0	0.0	0.0	0.0
Thursday, August 08, 2013	23:10	0:10	38	43	39	36	-8	1.5	195	19	0.0	0.0	0.0	0.0	0.0
Thursday, August 08, 2013	23:20	0:10	38	45	39	36	-5	1.1	195	19	0.0	0.0	0.0	0.0	0.0
Thursday, August 08, 2013	23:30	0:10	38	41	39	35	-6	2.4	182	19	0.0	0.0	0.0	0.0	0.0
Thursday, August 08, 2013	23:40	0:10	38	41	40	36	-5	2.4	179	19	0.0	0.0	0.0	0.0	0.0
Thursday, August 08, 2013	23:50	0:10	39	45	40	37	-5	1.6	185	20	0.0	0.0	0.0	0.0	0.0
Friday, August 09, 2013	0:00	0:10	38	41	39	37	-3	2.9	181	19	0.0	0.0	0.0	0.0	0.0
Friday, August 09, 2013	0:10	0:10	39	43	40	37	-10	2.8	183	19	0.0	0.0	0.0	0.0	0.0
Friday, August 09, 2013	0:20	0:10	38	41	40	36	-12	2.9	180	19	0.0	0.0	0.0	0.0	0.0
Friday, August 09, 2013	0:30	0:10	40	42	41	38	2	3.1	177	19	0.0	0.0	0.0	0.0	0.0
Friday, August 09, 2013	0:40	0:10	41	45	43	37	-11	1.8	177	19	0.0	0.0	0.0	0.0	0.0
Friday, August 09, 2013	0:50	0:10	43	44	43	42	-8	1.7	177	19	0.0	0.0	0.0	0.0	0.0
Friday, August 09, 2013	1:00	0:10	43	45	43	40	41	4.0	183	19	0.0	0.0	0.0	0.0	0.0
Friday, August 09, 2013	1:10	0:10	44	48	45	42	1	3.1	185	19	0.0	0.0	0.0	0.0	0.0
Friday, August 09, 2013	1:20	0:10	44	46	45	40	30	3.7	169	19	0.0	0.2	0.0	0.0	0.0
Friday, August 09, 2013	1:30	0:10	40	42	40	38	-3	3.1	165	19	0.0	0.0	0.0	0.0	0.0
Friday, August 09, 2013	1:40	0:10	41	46	42	40	41	3.8	172	19	0.0	0.0	0.0	0.0	0.0
Friday, August 09, 2013	1:50	0:10	41	44	42	40	120	4.7	171	19	0.0	0.0	0.0	0.0	0.0
Friday, August 09, 2013	2:00	0:10	40	43	42	37	-3	6.0	176	19	0.0	0.0	0.0	0.0	0.0
Friday, August 09, 2013	2:10	0:10	38	50	40	36	-4	4.9	179	19	0.0	0.0	0.0	0.0	0.0
Friday, August 09, 2013	2:20	0:10	37	41	38	36	-4	1.5	178	19	0.0	0.0	0.0	0.0	0.0
Friday, August 09, 2013	2:30	0:10	39	44	40	37	-4	2.2	176	19	0.0	0.0	0.0	0.0	0.0
Friday, August 09, 2013	2:40	0:10	39	42	40	38	-4	3.4	175	19	0.0	0.0	0.0	0.0	0.0
Friday, August 09, 2013	2:50	0:10	39	45	40	38	-4	3.7	171	19	0.0	0.0	0.0	0.0	0.0
Friday, August 09, 2013	3:00	0:10	40	46	41	38	119	4.7	167	19	0.0	0.0	0.0	0.0	0.0
Friday, August 09, 2013	3:10	0:10	40	42	41	39	125	4.6	165	19	0.0	0.0	0.0	0.0	0.0
Friday, August 09, 2013	3:20	0:10	40	54	40	39	133	4.7	163	19	0.0	0.0	0.0	0.0	0.0
Friday, August 09, 2013	3:30	0:10	39	48	40	38	110	4.5	163	19	0.0	0.0	0.0	0.0	0.0
Friday, August 09, 2013	3:40	0:10	38	41	39	37	159	4.9	168	19	0.0	0.0	0.0	0.0	0.0
Friday, August 09, 2013	3:50	0:10	39	41	39	38	188	5.3	162	19	0.0	0.0	0.0	0.0	0.0
Friday, August 09, 2013	4:00	0:10	46	56	52	37	156	5.0	165	19	0.0	0.0	0.0	0.0	0.0
Friday, August 09, 2013	4:10	0:10	69	93	72	35	128	4.6	174	19	0.0	0.0	0.0	0.0	0.0
Friday, August 09, 2013	4:20	0:10	51	67	53	47	450	6.8	179	19	0.0	0.0	0.0	0.2	0.0
Friday, August 09, 2013	4:30	0:10	50	62	53	46	542	7.2	178	19	0.0	0.0	0.0	0.0	0.0
Friday, August 09, 2013	4:40	0:10	45	58	46	43	223	5.5	187	19	0.0	0.0	0.0	0.0	0.0
Friday, August 09, 2013	4:50	0:10	43	60	44	41	183	5.1	187	19	0.0	0.0	0.0	0.4	0.0
Friday, August 09, 2013	5:00	0:10	43	54	44	41	186	5.3	188	19	0.0	0.0	0.0	0.0	0.0
Friday, August 09, 2013	5:10	0:10	49	55	53	42	76	4.3	196	19	0.0	0.0	0.0	0.0	0.3
Friday, August 09, 2013	5:20	0:10	48	59	50	46	251	6.0	196	19	0.0	0.0	0.0	0.0	0.0
Friday, August 09, 2013	5:30	0:10	50	61	52	47	405	6.9	198	19	0.0	0.0	0.0	0.0	0.5
Friday, August 09, 2013	5:40	0:10	46	57	48	44	235	5.4	197	19	0.0	0.0	0.0	0.0	0.0
Friday, August 09, 2013	5:50	0:10	44	62	45	43	138	4.9	202	19	0.0	0.0	0.0	0.0	0.0
Friday, August 09, 2013	6:00	0:10	42	52	43	41	303	6.3	192	19	0.0	0.0	0.0	0.0	0.0
Friday, August 09, 2013	6:10	0:10	41	60	42	39	314	6.1	188	19	0.0	0.0	0.0	0.0	0.0
Friday, August 09, 2013	6:20	0:10	39	55	40	38	242	5.8	194	19	0.0	0.0	0.0	0.0	0.0
Friday, August 09, 2013	6:30	0:10	39	57	40	38	278	5.9	194	19	0.0	0.0	0.0	0.0	0.0
Friday, August 09, 2013	6:40	0:10	39	48	40	37	179	5.2	195	19	0.0	0.0	0.0	0.0	0.0
Friday, August 09, 2013	6:50	0:10	37	48	39	36	142	5.1	195	19	0.0	0.0	0.0	0.0	0.0
Friday, August 09, 2013	7:00	0:10	39	54	39	37	192	5.5	183	19	0.0	0.0	0.0	0.0	0.0
Friday, August 09, 2013	7:10	0:10	38	46	40	36	227	5.6	179	19	0.0	0.0	0.0	0.0	0.0
Friday, August 09, 2013	7:20	0:10	38	60	39	35	132	4.8	185	19	0.0	0.0	0.0	0.0	0.0
Friday, August 09, 2013	7:30	0:10	38	47	40	37	347	6.6	186	19	0.0	0.0	0.0	0.0	0.0
Friday, August 09, 2013	7:40	0:10	50	61	53	38	445	6.7	194	19	0.0	0.0	0.0	0.0	0.0
Friday, August 09, 2013	7:50	0:10	56	61	57	54	432	6.8	198	19	0.0	0.0	0.0	0.0	0.3
Friday, August 09, 2013	8:00	0:10	54	60	55	53	388	6.6	202	19	0.0	0.0	0.0	0.0	0.0
Friday, August 09, 2013	8:10	0:10	50	59	51	48	240	5.8	203	19	0.0	0.0	0.0	0.0	0.3
Friday, August 09, 2013	8:20	0:10	53	60	54	51	204	5.4	190	19	0.0	0.0	0.0	0.0	0.0
Friday, August 09, 2013	8:30	0:10	55	62	57	52	65	4.1	191	19	0.0	0.0	0.0	0.0	0.0
Friday, August 09, 2013	8:40	0:10	50	60	52	47	161	5.0	195	19	0.0	0.0	0.0	0.0	0.3
Friday, August 09, 2013	8:50	0:10	45	61	46	44	178	5.3	200	19	0.0	0.0	0.0	1.3	0.0
Friday, August 09, 2013	9:00	0:10	44	61	45	43	262	5.9	194	19	0.0	0.0	0.0	0.0	0.0
Friday, August 09, 2013	9:10	0:10	46	58	47	45	368	6.7	190	19	0.0	0.0	0.0	0.0	0.0
Friday, August 09, 2013	9:20	0:10	42	55	44	41	384	6.4	186	19	0.0	0.0	0.0	0.0	0.0
Friday, August 09, 2013	9:30	0:10	42	59	43	40	457	6.9	190	19	0.0	0.0	0.0	0.2	0.0
Friday, August 09, 2013	9:40	0:10	41	49	43	40	448	6.9	195	19	0.0	0.0	0.0	0.0	0.0
Friday, August 09, 2013	9:50	0:10	40	50	41	39	299	6.1	195	19	0.0	0.0	0.0	0.4	0.0
Friday, August 09, 2013	10:00	0:10	42	51	43	40	299	5.8	187	19	0.0	0.0	0.0	0.0	0.0
Friday, August 09, 2013	10:10	0:10	48	59	50	44	352	6.3	185	19	0.0	0.6	0.0	0.2	0.3
Friday, August 09, 2013	10:20	0:10	48	57	49	46	363	6.4	183	19	0.0	0.4	0.0	1.5	0.0
Friday, August 09, 2013	10:30	0:10	49	57	50	48	497	7.1	177	19	0.0	0.4	0.0	1.5	0.0
Friday, August 09, 2013	10:40	0:10	51	57	52	50	440	6.8	179	19	0.0	0.9	0.0	0.6	0.3
Friday, August 09, 2013	10:50	0:10	49	58	52	46	673	7.7	184	19	0.2	1.3	0.0	0.0	0.0
Friday, August 09, 2013	11:00	0:10	45	60	46	44	478	7.0	183	18	0.0	0.9	0.0	0.0	0.0
Friday, August 09, 2013	11:10	0:10	46	52	48	44	1606	10.7	182	18	0.4	1.7	0.0	1.9	0.0
Friday, August 09, 2013	11:20	0:10	43	50	45	40	923	8.5	176	18	0.4	1.3	0.0	1.3	0.0
Friday, August 09, 2013	11:30	0:10													

Table A-1: Location A Summer Compliance Evaluation

Date	Time	Duration	Leq	Lmax	L(10)	L(90)	WT N2	WT N2	Onsite Met	Onsite Met	Loc. A	Loc. A	Loc. 6	Loc. 6	Loc. 6
	Start Time	(min)	(dBA)	(dBA)	(dBA)	(dBA)	Output (kW)	HH WS (m/s)	WD @ 75m (degrees)	Temp. (°C)	Avg. WS @ 2m (m/s)	Gust WS @ 2m (m/s)	Avg. WS @ 2m (m/s)	Gust WS @ 2m (m/s)	Precip. (mm)
Friday, August 09, 2013	12:10	0:10	39	46	41	37	794	7.9	169	18	0.4	1.3	0.0	0.0	0.0
Friday, August 09, 2013	12:20	0:10	38	43	39	36	539	7.1	165	18	0.2	1.9	0.0	0.0	0.0
Friday, August 09, 2013	12:30	0:10	39	44	40	37	547	7.1	168	18	0.0	0.2	0.0	0.0	0.0
Friday, August 09, 2013	12:40	0:10	40	52	41	37	480	7.0	172	18	0.0	0.4	0.0	0.0	0.3
Friday, August 09, 2013	12:50	0:10	42	48	46	37	404	6.4	173	18	0.0	0.9	0.0	0.0	0.0
Friday, August 09, 2013	13:00	0:10	37	48	39	33	256	5.6	175	18	0.0	0.4	0.0	0.0	0.3
Friday, August 09, 2013	13:10	0:10	46	69	46	39	249	5.7	172	18	0.0	0.2	0.0	0.0	0.0
Friday, August 09, 2013	13:20	0:10	42	73	41	35	115	4.5	172	18	0.0	0.0	0.0	0.0	0.0
Friday, August 09, 2013	13:30	0:10	39	54	41	35	12	3.5	178	18	0.0	0.9	0.0	0.0	0.0
Friday, August 09, 2013	13:40	0:10	39	48	43	33	66	4.0	183	18	0.2	1.1	0.0	0.0	0.0
Friday, August 09, 2013	13:50	0:10	42	55	44	37	254	6.5	187	19	0.2	1.9	0.0	0.0	0.0
Friday, August 09, 2013	14:00	0:10	39	49	42	36	-4	6.6	184	19	0.2	1.5	0.0	0.0	0.0
Friday, August 09, 2013	14:10	0:10	39	53	40	36	-5	5.9	189	19	0.0	0.7	0.0	0.0	0.0
Friday, August 09, 2013	14:20	0:10	40	54	43	35	-5	5.2	187	19	0.2	0.9	0.0	0.0	0.0
Friday, August 09, 2013	14:30	0:10	39	51	42	36	-5	4.7	189	19	0.0	2.0	0.0	0.0	0.5
Friday, August 09, 2013	14:40	0:10	45	55	48	42	-5	5.3	185	19	0.0	0.9	0.0	0.0	0.3
Friday, August 09, 2013	14:50	0:10	43	66	45	37	-3	5.5	183	19	0.4	2.0	0.0	0.0	0.0
Friday, August 09, 2013	15:00	0:10	38	49	40	35	-4	3.7	180	19	0.2	1.1	0.0	0.0	0.5
Friday, August 09, 2013	15:10	0:10	37	45	39	35	-1	2.9	194	19	0.0	0.6	0.0	0.0	0.0
Friday, August 09, 2013	15:20	0:10	39	57	41	36	-7	2.6	180	19	0.0	1.3	0.0	0.0	0.0
Friday, August 09, 2013	15:30	0:10	40	49	44	35	91	4.4	181	19	0.0	0.7	0.0	0.0	0.3
Friday, August 09, 2013	15:40	0:10	50	60	55	42	202	5.3	177	19	0.0	1.1	0.0	0.0	0.0
Friday, August 09, 2013	15:50	0:10	51	57	53	47	572	7.5	189	19	0.2	1.3	0.0	0.0	1.5
Friday, August 09, 2013	16:00	0:10	48	56	50	45	863	8.5	193	19	0.0	0.7	0.0	0.0	0.3
Friday, August 09, 2013	16:10	0:10	42	52	45	39	621	7.5	193	19	0.0	0.7	0.0	0.0	0.3
Friday, August 09, 2013	16:20	0:10	47	58	50	40	160	4.9	193	19	0.0	0.7	0.0	0.0	0.0
Friday, August 09, 2013	16:30	0:10	49	63	50	48	11	3.4	194	19	0.0	0.0	0.0	0.0	0.3
Friday, August 09, 2013	16:40	0:10	45	55	47	43	27	3.6	194	19	0.0	0.0	0.0	0.0	0.0
Friday, August 09, 2013	16:50	0:10	42	61	44	38	-7	2.5	219	19	0.0	0.0	0.0	1.1	0.0
Friday, August 09, 2013	17:00	0:10	38	49	39	37	-10	2.0	284	19	0.0	0.0	0.2	1.3	0.0
Friday, August 09, 2013	17:10	0:10	39	60	39	35	-8	2.7	298	19	0.0	0.0	0.0	0.0	0.0
Friday, August 09, 2013	17:20	0:10	37	55	38	34	-5	1.8	305	19	0.0	0.0	0.0	0.4	0.0
Friday, August 09, 2013	17:30	0:10	38	54	41	34	1	2.3	309	20	0.0	0.0	0.0	0.7	0.0
Friday, August 09, 2013	17:40	0:10	39	57	40	37	45	3.9	297	19	0.0	0.0	0.2	1.3	0.0
Friday, August 09, 2013	17:50	0:10	38	51	39	36	89	4.4	303	19	0.0	0.0	0.2	1.5	0.0
Friday, August 09, 2013	18:00	0:10	39	46	41	37	95	4.5	311	19	0.0	0.4	0.4	2.0	0.0
Friday, August 09, 2013	18:10	0:10	42	53	44	40	106	4.5	318	19	0.0	0.0	0.0	0.6	0.0
Friday, August 09, 2013	18:20	0:10	42	47	43	40	93	4.3	326	19	0.0	0.0	0.0	0.2	0.0
Friday, August 09, 2013	18:30	0:10	40	46	42	38	129	5.0	309	19	0.0	0.0	0.2	1.9	0.0
Friday, August 09, 2013	18:40	0:10	56	79	40	36	137	4.8	308	19	0.0	0.0	0.0	1.7	0.0
Friday, August 09, 2013	18:50	0:10	39	49	40	38	150	5.1	306	19	0.0	0.0	0.0	0.0	0.0
Friday, August 09, 2013	19:00	0:10	40	48	41	38	141	5.1	302	19	0.0	0.0	0.0	0.6	0.0
Friday, August 09, 2013	19:10	0:10	40	47	41	39	346	6.7	310	19	0.0	0.6	0.0	0.9	0.0
Friday, August 09, 2013	19:20	0:10	41	49	42	39	549	7.5	307	19	0.0	0.0	0.0	0.6	0.0
Friday, August 09, 2013	19:30	0:10	41	49	42	39	406	6.8	310	19	0.0	0.0	0.0	0.0	0.0
Friday, August 09, 2013	19:40	0:10	39	47	40	38	330	6.2	311	19	0.0	0.0	0.0	0.2	0.0
Friday, August 09, 2013	19:50	0:10	39	47	40	37	146	4.9	324	19	0.0	0.0	0.0	0.0	0.0
Friday, August 09, 2013	20:00	0:10	37	42	39	35	64	4.1	323	19	0.0	0.0	0.0	0.0	0.0
Friday, August 09, 2013	20:10	0:10	37	48	39	35	45	3.9	330	18	0.0	0.0	0.0	0.0	0.0
Friday, August 09, 2013	20:20	0:10	37	42	38	36	54	4.1	343	18	0.0	0.0	0.0	0.0	0.0
Friday, August 09, 2013	20:30	0:10	38	45	39	37	55	3.9	343	18	0.0	0.0	0.0	0.4	0.0
Friday, August 09, 2013	20:40	0:10	39	47	40	37	43	3.9	328	18	0.0	0.0	0.0	0.0	0.0
Friday, August 09, 2013	20:50	0:10	40	44	41	39	55	4.1	323	18	0.0	0.0	0.0	0.0	0.0
Friday, August 09, 2013	21:00	0:10	40	55	41	39	86	4.5	320	18	0.0	0.0	0.0	0.0	0.0
Friday, August 09, 2013	21:10	0:10	41	53	42	40	124	4.9	314	18	0.0	0.0	0.0	0.0	0.0
Friday, August 09, 2013	21:20	0:10	41	47	42	40	105	4.7	308	18	0.0	0.0	0.0	0.0	0.0
Friday, August 09, 2013	21:30	0:10	42	48	42	41	85	4.3	299	18	0.0	0.0	0.0	0.0	0.0
Friday, August 09, 2013	21:40	0:10	42	55	42	41	57	3.9	291	18	0.0	0.0	0.0	0.0	0.0
Friday, August 09, 2013	21:50	0:10	41	52	42	40	20	3.4	292	18	0.0	0.0	0.0	0.0	0.0
Friday, August 09, 2013	22:00	0:10	42	47	43	40	2	3.0	291	18	0.0	0.0	0.0	0.0	0.0
Friday, August 09, 2013	22:10	0:10	41	54	42	40	-7	3.1	295	18	0.0	0.0	0.0	0.0	0.0
Friday, August 09, 2013	22:20	0:10	41	45	41	40	-12	2.7	296	18	0.0	0.0	0.0	0.0	0.0
Friday, August 09, 2013	22:30	0:10	41	44	41	40	-12	3.0	287	18	0.0	0.0	0.0	0.0	0.0
Friday, August 09, 2013	22:40	0:10	41	50	41	40	5	3.3	275	18	0.0	0.0	0.0	0.0	0.0
Friday, August 09, 2013	22:50	0:10	41	44	42	40	96	4.5	274	18	0.0	0.0	0.0	1.3	0.0
Friday, August 09, 2013	23:00	0:10	42	53	42	41	48	4.1	273	18	0.0	0.0	0.0	0.4	0.0
Friday, August 09, 2013	23:10	0:10	41	46	42	41	19	3.3	270	18	0.0	0.0	0.0	0.6	0.0
Friday, August 09, 2013	23:20	0:10	41	45	41	40	0	3.5	272	18	0.0	0.0	0.0	1.5	0.0
Friday, August 09, 2013	23:30	0:10	40	52	41	40	136	4.9	271	18	0.0	0.0	0.0	1.1	0.0
Friday, August 09, 2013	23:40	0:10	41	61	41	39	119	4.5	272	18	0.0	0.0	0.2	1.9	0.0
Friday, August 09, 2013	23:50	0:10	40	45	41	39	73	4.1	271	18	0.0	0.0	0.6	2.4	0.0
Saturday, August 10, 2013	0:00	0:10	40	49	41	40	124	4.3	272	18	0.0	0.0	0.2	1.9	0.0
Saturday, August 10, 2013	0:10	0:10	40	45	41	39	322	6.1	271	18	0.0	0.0	0.6	4.1	0.0
Saturday, August 10, 2013	0:20	0:10	40	46	41	39	506	7.3	273	18	0.0	0.0	0.6	3.2	0.0
Saturday, August 10, 2013	0:30	0:10	39	47	41	38	861	8.6	279	18	0.0	0.0	0.7	2.8	0.0
Saturday, August 10, 2013	0:40	0:10	40	52	41	39	1588	11.2	282	18	0.0	0.0	0.4	2.6	0.0
Saturday, August 10, 2013	0:50	0:10	40	43	41	39	1624	11.1	280	18	0.0	0.0	0.6	3.9	0.0
Saturday, August 10, 2013	1:00	0:10	41	45	42	39	1361	9.9	276	18	0.0	0.0	0.0	2.2	0.0
Saturday, August 10, 2013	1:10	0:10	40	52	41	39	933	8.3	275	18	0.0	0.0	0.0	0.4	0.0
Saturday, August 10, 2013	1:20	0:10	40	46	41	38	957	8.7	277	18	0.0	0.0	0.0	0.7	0.0
Saturday, August 10, 2013	1:30	0:10	39	49	40	37	865	8.3	277	18	0.0	0.0	0.0	0.4	0.0
Saturday, August 10, 2013	1:40	0:10	39	46	40	37	653	7.8	275	18	0.0	0.0	0.0	2.0	0.0
Saturday, August 10, 2013	1:50	0:10	39	50	41	38	1205	9.9	276	18	0.0	0.0	0.2	2.4	0.0
Saturday, August 10, 2013	2:00	0:10	38	46	39	36	182	9.6	275	18	0.0	0.0	0.0	0.4	0.0
Saturday, August 10, 2013	2:10	0:10	36	44	37	35	-4	10.2	276	18	0.0	0.0	0.0	0.4	0.0
Saturday, August 10, 2013	2:20	0:10	37	47	38	36	-5	11.1	275	18	0.0	0.0	0.2	3.2	0.0
S															

Table A-1: Location A Summer Compliance Evaluation

Date	Time	Duration	Leq	Lmax	L(10)	L(90)	WT N2	WT N2	Onsite Met	Onsite Met	Loc. A	Loc. A	Loc. 6	Loc. 6	Loc. 6
	Start Time	(min)	(dBA)	(dBA)	(dBA)	(dBA)	Output (kW)	HH WS (m/s)	WD @ 75m (degrees)	Temp. (°C)	Avg. WS @ 2m (m/s)	Gust WS @ 2m (m/s)	Avg. WS @ 2m (m/s)	Gust WS @ 2m (m/s)	Precip. (mm)
Saturday, August 10, 2013	3:10	0:10	40	47	41	38	1999	14.0	279	17	0.0	0.4	1.1	5.9	0.0
Saturday, August 10, 2013	3:20	0:10	40	48	42	39	1998	14.8	283	17	0.0	0.4	1.3	5.4	0.0
Saturday, August 10, 2013	3:30	0:10	40	49	42	39	1999	14.0	284	17	0.0	0.0	1.5	5.7	0.0
Saturday, August 10, 2013	3:40	0:10	41	45	42	40	1992	13.0	287	17	0.0	0.2	1.3	4.4	0.0
Saturday, August 10, 2013	3:50	0:10	40	50	42	39	1967	12.2	288	17	0.0	0.2	1.1	4.1	0.0
Saturday, August 10, 2013	4:00	0:10	40	45	42	39	1941	12.0	289	17	0.0	0.4	0.9	3.5	0.0
Saturday, August 10, 2013	4:10	0:10	40	46	41	39	1968	12.4	293	17	0.0	0.6	0.7	4.3	0.0
Saturday, August 10, 2013	4:20	0:10	41	49	42	39	1942	12.4	291	16	0.0	0.9	0.4	3.0	0.0
Saturday, August 10, 2013	4:30	0:10	41	46	42	40	1842	11.8	287	16	0.0	0.9	0.4	3.3	0.0
Saturday, August 10, 2013	4:40	0:10	42	52	43	40	1622	10.8	289	16	0.0	0.6	0.4	3.0	0.0
Saturday, August 10, 2013	4:50	0:10	42	47	43	40	1649	10.9	292	16	0.0	0.7	0.6	3.3	0.0
Saturday, August 10, 2013	5:00	0:10	41	46	43	40	1851	11.7	296	16	0.0	0.2	0.7	3.7	0.0
Saturday, August 10, 2013	5:10	0:10	41	49	43	39	1628	10.8	300	16	0.0	0.9	0.4	3.0	0.0
Saturday, August 10, 2013	5:20	0:10	41	47	43	39	1406	10.4	302	16	0.0	0.2	0.4	3.0	0.0
Saturday, August 10, 2013	5:30	0:10	42	49	43	40	1924	12.1	302	16	0.0	0.7	0.4	2.4	0.0
Saturday, August 10, 2013	5:40	0:10	41	48	43	40	1866	11.8	302	15	0.0	0.7	0.2	2.4	0.0
Saturday, August 10, 2013	5:50	0:10	42	49	44	40	1692	11.4	301	15	0.2	0.9	0.2	2.2	0.0
Saturday, August 10, 2013	6:00	0:10	41	48	43	40	1870	12.0	303	15	0.0	0.6	0.0	2.2	0.0
Saturday, August 10, 2013	6:10	0:10	41	47	43	39	1762	11.6	301	15	0.0	0.6	0.0	1.1	0.0
Saturday, August 10, 2013	6:20	0:10	40	47	41	38	1176	9.4	301	15	0.0	0.0	0.4	2.8	0.0
Saturday, August 10, 2013	6:30	0:10	40	48	42	38	986	8.8	300	15	0.0	0.0	0.2	2.2	0.0
Saturday, August 10, 2013	6:40	0:10	40	58	41	37	804	8.2	299	15	0.0	0.0	0.0	2.0	0.0
Saturday, August 10, 2013	6:50	0:10	39	48	41	37	786	8.2	300	15	0.0	0.2	0.0	0.9	0.0
Saturday, August 10, 2013	7:00	0:10	43	63	39	35	476	7.0	299	15	0.0	0.0	0.0	0.4	0.0
Saturday, August 10, 2013	7:10	0:10	37	48	39	35	558	7.5	286	15	0.0	0.0	0.2	3.5	0.0
Saturday, August 10, 2013	7:20	0:10	35	42	37	34	459	6.9	286	15	0.0	0.0	0.2	2.4	0.0
Saturday, August 10, 2013	7:30	0:10	41	56	42	35	522	7.2	282	15	0.0	0.0	0.0	0.7	0.0
Saturday, August 10, 2013	7:40	0:10	38	49	41	34	438	6.8	279	15	0.0	0.0	0.0	1.5	0.0
Saturday, August 10, 2013	7:50	0:10	38	51	41	32	233	5.5	281	16	0.0	0.0	0.2	3.3	0.0
Saturday, August 10, 2013	8:00	0:10	36	43	38	33	217	5.5	280	16	0.0	0.0	0.2	2.6	0.0
Saturday, August 10, 2013	8:10	0:10	36	45	38	33	211	5.3	274	16	0.0	0.0	0.2	2.6	0.0
Saturday, August 10, 2013	8:20	0:10	38	50	40	36	376	6.4	256	16	0.0	1.3	0.4	3.2	0.0
Saturday, August 10, 2013	8:30	0:10	42	61	43	38	689	7.8	266	16	0.2	2.0	0.2	2.2	0.0
Saturday, August 10, 2013	8:40	0:10	41	56	43	38	1032	8.9	268	17	0.2	1.3	0.4	3.9	0.0
Saturday, August 10, 2013	8:50	0:10	42	56	45	39	842	8.1	267	17	0.2	1.9	0.4	3.2	0.0
Saturday, August 10, 2013	9:00	0:10	42	49	45	38	735	7.9	275	17	0.2	1.7	0.2	3.2	0.0
Saturday, August 10, 2013	9:10	0:10	40	50	43	36	459	6.6	280	17	0.2	1.7	0.4	3.0	0.0
Saturday, August 10, 2013	9:20	0:10	44	50	46	41	1122	9.6	283	18	0.4	2.2	1.1	5.7	0.0
Saturday, August 10, 2013	9:30	0:10	46	59	47	42	1288	10.0	275	17	0.6	2.8	1.1	5.2	0.0
Saturday, August 10, 2013	9:40	0:10	43	49	45	39	993	9.1	291	18	0.2	2.8	1.1	4.6	0.0
Saturday, August 10, 2013	9:50	0:10	40	51	42	36	465	7.2	290	18	0.2	1.3	1.9	5.2	0.0
Saturday, August 10, 2013	10:00	0:10	45	67	46	39	415	6.9	295	18	0.2	1.1	2.0	4.4	0.0
Saturday, August 10, 2013	10:10	0:10	44	51	47	40	1059	9.4	296	18	0.6	4.1	2.2	6.3	0.0
Saturday, August 10, 2013	10:20	0:10	47	57	51	43	1431	10.4	314	18	0.7	5.0	1.7	4.3	0.0
Saturday, August 10, 2013	10:30	0:10	46	53	49	42	1214	9.8	317	18	0.6	3.0	1.5	3.9	0.0
Saturday, August 10, 2013	10:40	0:10	46	56	50	41	841	8.6	314	19	0.7	3.7	2.0	4.8	0.0
Saturday, August 10, 2013	10:50	0:10	45	52	48	42	830	8.9	306	18	0.7	3.2	2.0	5.6	0.0
Saturday, August 10, 2013	11:00	0:10	47	56	50	43	1238	10.0	307	19	0.6	2.4	2.6	5.6	0.0
Saturday, August 10, 2013	11:10	0:10	47	55	49	43	1437	11.2	300	19	0.7	3.5	2.2	4.8	0.0
Saturday, August 10, 2013	11:20	0:10	45	51	49	42	1728	12.1	322	19	0.7	2.8	1.9	5.6	0.0
Saturday, August 10, 2013	11:30	0:10	43	49	44	41	1463	10.7	308	19	0.4	3.2	1.7	4.3	0.0
Saturday, August 10, 2013	11:40	0:10	46	56	50	41	1505	11.7	298	19	0.6	2.4	2.6	7.0	0.0
Saturday, August 10, 2013	11:50	0:10	47	58	51	41	1811	12.4	293	19	0.7	3.2	2.2	6.7	0.0
Saturday, August 10, 2013	12:00	0:10	50	61	52	44	1598	11.7	305	19	1.1	4.4	2.4	6.1	0.0
Saturday, August 10, 2013	12:10	0:10	50	61	53	44	1871	13.3	309	19	1.1	4.1	2.6	5.2	0.0
Saturday, August 10, 2013	12:20	0:10	49	57	51	44	1991	14.9	291	19	0.6	5.0	2.2	5.6	0.0
Saturday, August 10, 2013	12:30	0:10	47	59	50	43	1954	13.2	316	19	0.6	4.6	2.8	7.0	0.0
Saturday, August 10, 2013	12:40	0:10	47	59	50	41	1767	12.5	312	20	0.7	4.4	2.0	5.6	0.0
Saturday, August 10, 2013	12:50	0:10	46	60	48	42	1422	10.6	308	19	0.6	3.3	2.6	6.3	0.0
Saturday, August 10, 2013	13:00	0:10	45	55	47	41	838	8.5	309	19	0.6	3.2	2.4	5.2	0.0
Saturday, August 10, 2013	13:10	0:10	44	63	47	41	1507	11.1	305	19	0.4	3.0	2.0	5.0	0.0
Saturday, August 10, 2013	13:20	0:10	46	59	50	41	1526	11.3	305	19	0.4	4.4	2.2	8.0	0.0
Saturday, August 10, 2013	13:30	0:10	46	59	49	42	1854	12.3	302	20	0.6	3.9	2.8	7.0	0.0
Saturday, August 10, 2013	13:40	0:10	45	51	47	42	1327	9.8	304	20	0.9	3.0	2.2	5.7	0.0
Saturday, August 10, 2013	13:50	0:10	46	59	48	41	756	9.8	302	20	0.7	3.0	2.6	5.7	0.0
Saturday, August 10, 2013	14:00	0:10	49	61	53	41	-5	9.8	303	20	1.1	6.9	2.8	6.7	0.0
Saturday, August 10, 2013	14:10	0:10	45	59	49	39	-5	10.8	289	20	0.4	2.6	2.6	5.4	0.0
Saturday, August 10, 2013	14:20	0:10	48	61	52	41	-5	11.2	292	20	0.9	4.3	2.6	6.7	0.0
Saturday, August 10, 2013	14:30	0:10	46	62	49	41	-5	11.6	303	20	0.7	3.9	3.2	6.9	0.0
Saturday, August 10, 2013	14:40	0:10	44	55	47	40	-5	9.3	297	20	0.7	3.3	2.8	6.1	0.0
Saturday, August 10, 2013	14:50	0:10	46	57	49	39	-3	8.9	296	20	0.7	3.2	2.2	5.4	0.0
Saturday, August 10, 2013	15:00	0:10	46	54	50	41	849	10.9	294	20	0.6	3.9	2.6	6.1	0.0
Saturday, August 10, 2013	15:10	0:10	47	61	50	41	1414	10.7	301	20	0.7	3.3	2.6	5.9	0.0
Saturday, August 10, 2013	15:20	0:10	43	54	46	40	1414	10.2	300	20	0.2	1.7	1.9	5.0	0.0
Saturday, August 10, 2013	15:30	0:10	46	58	49	40	633	7.6	304	20	0.6	3.9	2.0	5.2	0.0
Saturday, August 10, 2013	15:40	0:10	44	54	46	41	1222	9.8	306	20	0.4	2.8	2.0	5.9	0.0
Saturday, August 10, 2013	15:50	0:10	45	54	48	42	1465	10.9	302	20	0.6	3.9	2.4	6.3	0.0
Saturday, August 10, 2013	16:00	0:10	45	56	47	41	972	8.8	302	20	0.6	3.3	1.9	5.0	0.0
Saturday, August 10, 2013	16:10	0:10	45	57	46	42	1789	12.2	310	20	0.4	2.6	1.3	3.7	0.0
Saturday, August 10, 2013	16:20	0:10	46	59	48	42	1248	10.0	308	20	0.7	4.4	1.7	4.4	0.0
Saturday, August 10, 2013	16:30	0:10	45	54	48	42	1489	11.0	298	20	0.7	3.7	2.2	6.1	0.0
Saturday, August 10, 2013	16:40	0:10	45	56	48	41	1472	10.7	305	20	0.7	3.9	1.9	4.1	0.0
Saturday, August 10, 2013	16:50	0:10	44	52	46	42	1625	11.2	308	20	0.6	3.5	2.0	4.1	0.0
Saturday, August 10, 2013	17:00	0:10	45	56	47	42	1636	11.3	319	20	0.6	3.5	1.5	3.9	0.0
Saturday, August 10, 2013	17:10	0:10	46	58	48	42	1233	10.0	318	19	0.7	3.5	1.5	4.3	0.0
Saturday, August 10, 2013	17														

Table A-1: Location A Summer Compliance Evaluation

Date	Time	Duration	Leq	Lmax	L(10)	L(90)	WT N2	WT N2	Onsite Met	Onsite Met	Loc. A	Loc. A	Loc. 6	Loc. 6	Loc. 6
	Start Time	(min)	(dBA)	(dBA)	(dBA)	(dBA)	Output (kW)	HH WS (m/s)	WD @ 75m (degrees)	Temp. (°C)	Avg. WS @ 2m (m/s)	Gust WS @ 2m (m/s)	Avg. WS @ 2m (m/s)	Gust WS @ 2m (m/s)	Precip. (mm)
Saturday, August 10, 2013	18:10	0:10	43	53	46	40	1025	9.3	310	18	0.2	3.3	1.5	3.2	0.0
Saturday, August 10, 2013	18:20	0:10	43	52	44	40	676	8.0	314	18	0.2	1.7	1.3	3.3	0.0
Saturday, August 10, 2013	18:30	0:10	41	54	43	38	708	8.0	310	18	0.2	2.8	1.5	3.5	0.0
Saturday, August 10, 2013	18:40	0:10	42	52	43	40	836	8.6	315	17	0.0	0.7	0.9	3.3	0.0
Saturday, August 10, 2013	18:50	0:10	41	58	42	37	549	7.4	312	17	0.0	0.6	0.6	1.9	0.0
Saturday, August 10, 2013	19:00	0:10	42	54	45	38	672	7.9	309	17	0.0	0.0	0.6	2.2	0.0
Saturday, August 10, 2013	19:10	0:10	40	55	41	37	380	6.6	314	17	0.0	0.4	0.7	2.0	0.0
Saturday, August 10, 2013	19:20	0:10	37	46	39	36	396	6.5	315	16	0.0	0.0	0.9	2.8	0.0
Saturday, August 10, 2013	19:30	0:10	38	43	40	36	540	7.3	314	16	0.0	0.0	1.3	3.2	0.0
Saturday, August 10, 2013	19:40	0:10	39	55	41	36	365	6.2	318	16	0.0	0.0	1.3	3.0	0.0
Saturday, August 10, 2013	19:50	0:10	37	50	39	35	371	6.4	322	15	0.0	0.0	0.6	2.8	0.0
Saturday, August 10, 2013	20:00	0:10	40	57	41	35	525	7.1	321	15	0.0	0.0	0.2	1.5	0.0
Saturday, August 10, 2013	20:10	0:10	36	44	38	34	285	5.8	322	15	0.0	0.0	0.4	1.7	0.0
Saturday, August 10, 2013	20:20	0:10	38	50	40	35	267	5.8	324	15	0.0	0.0	0.0	0.0	0.0
Saturday, August 10, 2013	20:30	0:10	37	49	39	36	423	6.6	330	14	0.0	0.0	0.4	1.7	0.0
Saturday, August 10, 2013	20:40	0:10	39	51	40	37	368	6.5	329	14	0.0	0.0	0.7	1.9	0.0
Saturday, August 10, 2013	20:50	0:10	40	53	43	37	248	5.6	326	14	0.0	0.0	0.7	2.6	0.0
Saturday, August 10, 2013	21:00	0:10	42	57	44	36	237	5.7	325	14	0.0	0.0	0.0	0.4	0.0
Saturday, August 10, 2013	21:10	0:10	37	46	39	36	277	5.9	327	13	0.0	0.0	0.0	0.0	0.0
Saturday, August 10, 2013	21:20	0:10	40	64	41	36	240	5.5	330	13	0.0	0.0	0.0	0.2	0.0
Saturday, August 10, 2013	21:30	0:10	38	50	40	35	145	4.9	334	13	0.0	0.0	0.0	0.0	0.0
Saturday, August 10, 2013	21:40	0:10	37	48	38	35	129	4.8	331	13	0.0	0.0	0.0	0.0	0.0
Saturday, August 10, 2013	21:50	0:10	36	42	38	35	133	4.8	328	13	0.0	0.0	0.0	0.0	0.0
Saturday, August 10, 2013	22:00	0:10	36	45	38	35	173	5.2	329	12	0.0	0.0	0.0	0.0	0.0
Saturday, August 10, 2013	22:10	0:10	38	45	40	35	155	5.0	330	12	0.0	0.0	0.0	0.0	0.0
Saturday, August 10, 2013	22:20	0:10	39	51	41	35	102	4.6	328	12	0.0	0.0	0.0	0.0	0.0
Saturday, August 10, 2013	22:30	0:10	35	41	36	33	95	4.4	326	12	0.0	0.0	0.0	0.0	0.0
Saturday, August 10, 2013	22:40	0:10	34	45	35	32	121	4.7	329	12	0.0	0.0	0.0	0.0	0.0
Saturday, August 10, 2013	22:50	0:10	35	42	37	34	142	5.1	328	12	0.0	0.0	0.0	0.0	0.0
Saturday, August 10, 2013	23:00	0:10	33	39	34	31	122	4.8	325	12	0.0	0.0	0.0	0.0	0.0
Saturday, August 10, 2013	23:10	0:10	33	45	34	31	108	4.6	326	12	0.0	0.0	0.0	0.0	0.0
Saturday, August 10, 2013	23:20	0:10	31	39	32	30	82	4.4	324	12	0.0	0.0	0.0	0.0	0.0
Saturday, August 10, 2013	23:30	0:10	34	45	37	30	70	4.4	321	12	0.0	0.0	0.0	0.0	0.0
Saturday, August 10, 2013	23:40	0:10	37	49	41	30	46	4.0	320	12	0.0	0.0	0.0	0.0	0.0
Saturday, August 10, 2013	23:50	0:10	34	48	38	30	76	4.4	320	12	0.0	0.0	0.0	0.0	0.0
Sunday, August 11, 2013	0:00	0:10	32	38	33	31	84	4.5	320	12	0.0	0.0	0.0	0.0	0.0
Sunday, August 11, 2013	0:10	0:10	32	44	33	30	28	3.5	317	12	0.0	0.0	0.0	0.0	0.0
Sunday, August 11, 2013	0:20	0:10	32	38	33	30	-5	3.3	314	12	0.0	0.0	0.0	0.0	0.0
Sunday, August 11, 2013	0:30	0:10	31	43	33	29	-1	3.2	313	11	0.0	0.0	0.0	0.0	0.0
Sunday, August 11, 2013	0:40	0:10	33	41	36	30	-9	3.0	312	11	0.0	0.0	0.0	0.0	0.0
Sunday, August 11, 2013	0:50	0:10	31	38	32	29	3	3.2	309	11	0.0	0.0	0.0	0.0	0.0
Sunday, August 11, 2013	1:00	0:10	32	45	34	28	20	3.5	307	11	0.0	0.0	0.0	0.0	0.0
Sunday, August 11, 2013	1:10	0:10	28	40	30	27	-4	3.0	307	11	0.0	0.0	0.0	0.0	0.0
Sunday, August 11, 2013	1:20	0:10	29	39	31	28	-2	3.0	305	11	0.0	0.0	0.0	0.0	0.0
Sunday, August 11, 2013	1:30	0:10	29	45	31	27	-6	2.7	302	11	0.0	0.0	0.0	0.0	0.0
Sunday, August 11, 2013	1:40	0:10	28	38	29	27	69	4.4	300	11	0.0	0.0	0.0	0.0	0.0
Sunday, August 11, 2013	1:50	0:10	27	34	28	27	41	3.8	295	11	0.0	0.0	0.0	0.0	0.0
Sunday, August 11, 2013	2:00	0:10	29	43	31	24	-6	4.3	291	11	0.0	0.0	0.0	0.0	0.0
Sunday, August 11, 2013	2:10	0:10	24	31	25	23	-4	4.5	292	11	0.0	0.0	0.0	0.0	0.0
Sunday, August 11, 2013	2:20	0:10	28	41	29	24	-4	4.5	292	11	0.0	0.0	0.0	0.0	0.0
Sunday, August 11, 2013	2:30	0:10	25	44	25	24	-4	4.0	292	11	0.0	0.0	0.0	0.0	0.0
Sunday, August 11, 2013	2:40	0:10	24	30	25	23	-4	4.4	296	11	0.0	0.0	0.0	0.0	0.0
Sunday, August 11, 2013	2:50	0:10	25	35	26	24	-4	3.8	297	11	0.0	0.0	0.0	0.0	0.0
Sunday, August 11, 2013	3:00	0:10	27	35	28	25	50	4.0	296	11	0.0	0.0	0.0	0.0	0.0
Sunday, August 11, 2013	3:10	0:10	28	34	29	27	144	4.8	300	11	0.0	0.0	0.0	0.0	0.0
Sunday, August 11, 2013	3:20	0:10	29	38	29	27	180	5.1	300	11	0.0	0.0	0.0	0.0	0.0
Sunday, August 11, 2013	3:30	0:10	29	39	30	27	108	4.5	301	11	0.0	0.0	0.0	0.0	0.0
Sunday, August 11, 2013	3:40	0:10	28	36	29	27	73	4.2	298	11	0.0	0.0	0.0	0.0	0.0
Sunday, August 11, 2013	3:50	0:10	27	33	28	26	18	3.4	297	11	0.0	0.2	0.0	0.0	0.0
Sunday, August 11, 2013	4:00	0:10	29	43	32	27	49	3.9	296	10	0.0	0.0	0.0	0.0	0.0
Sunday, August 11, 2013	4:10	0:10	30	39	32	28	60	4.1	294	10	0.0	0.0	0.0	0.0	0.0
Sunday, August 11, 2013	4:20	0:10	29	40	31	27	92	4.4	294	10	0.0	0.0	0.0	0.0	0.0
Sunday, August 11, 2013	4:30	0:10	28	44	30	27	66	4.1	288	10	0.0	0.7	0.0	0.0	0.0
Sunday, August 11, 2013	4:40	0:10	29	38	31	27	43	3.7	288	10	0.0	0.4	0.0	0.0	0.0
Sunday, August 11, 2013	4:50	0:10	29	41	31	27	141	4.9	286	10	0.0	0.2	0.0	0.0	0.0
Sunday, August 11, 2013	5:00	0:10	33	44	34	30	334	6.4	285	10	0.0	0.4	0.0	0.6	0.0
Sunday, August 11, 2013	5:10	0:10	36	46	39	32	334	6.4	287	10	0.0	0.4	0.2	1.9	0.0
Sunday, August 11, 2013	5:20	0:10	34	44	37	30	361	6.2	289	10	0.0	0.0	0.0	0.4	0.0
Sunday, August 11, 2013	5:30	0:10	33	44	36	28	212	5.4	294	10	0.0	0.0	0.0	0.4	0.0
Sunday, August 11, 2013	5:40	0:10	31	44	32	28	153	4.9	297	10	0.0	0.0	0.2	1.5	0.0
Sunday, August 11, 2013	5:50	0:10	33	42	34	30	240	5.7	297	10	0.0	0.0	1.3	3.0	0.0
Sunday, August 11, 2013	6:00	0:10	33	39	34	32	350	6.5	297	10	0.0	0.0	0.4	3.0	0.0
Sunday, August 11, 2013	6:10	0:10	36	46	37	33	395	6.7	296	10	0.0	0.0	0.7	2.4	0.0
Sunday, August 11, 2013	6:20	0:10	36	46	38	34	514	7.2	297	11	0.0	0.0	0.2	1.9	0.0
Sunday, August 11, 2013	6:30	0:10	38	47	40	35	582	7.5	300	11	0.0	0.0	0.9	2.8	0.0
Sunday, August 11, 2013	6:40	0:10	37	50	38	34	472	6.9	302	11	0.0	0.0	1.3	2.6	0.0
Sunday, August 11, 2013	6:50	0:10	36	51	37	34	404	6.5	305	11	0.0	0.0	0.9	3.0	0.0
Sunday, August 11, 2013	7:00	0:10	37	63	38	32	318	6.0	307	12	0.0	0.0	0.6	2.4	0.0
Sunday, August 11, 2013	7:10	0:10	35	41	37	32	295	6.0	305	12	0.0	0.0	0.4	2.4	0.0
Sunday, August 11, 2013	7:20	0:10	34	41	36	32	262	5.8	305	12	0.0	0.0	0.2	2.6	0.0
Sunday, August 11, 2013	7:30	0:10	34	41	36	31	246	5.5	305	13	0.0	0.0	0.2	1.3	0.0
Sunday, August 11, 2013	7:40	0:10	34	41	37	31	204	5.2	305	13	0.0	0.0	0.2	2.2	0.0
Sunday, August 11, 2013	7:50	0:10	34	45	35	32	216	5.4	311	13	0.0	0.0	0.4	1.9	0.0
Sunday, August 11, 2013	8:00	0:10	37	62	37	32	197	5.3	312	14	0.0	0.0	0.0	1.1	0.0
Sunday, August 11, 2013	8:10	0:10	35	46	37	32	220	5.4	310	14	0.0	0.0	0.0	1.1	0.0
Sunday, August 11, 2013	8:20	0:10	34	53	35	32	242	5.6	307	14	0.0	0.0	0.2	1.3	0.0
Sunday, August 11, 2013	8:30														

Table A-1: Location A Summer Compliance Evaluation

Date	Time	Duration	Leq	Lmax	L(10)	L(90)	WT N2	WT N2	Onsite Met	Onsite Met	Loc. A	Loc. A	Loc. 6	Loc. 6	Loc. 6
	Start Time	(min)	(dBA)	(dBA)	(dBA)	(dBA)	Output (kW)	HH WS (m/s)	WD @ 75m (degrees)	Temp. (°C)	Avg. WS @ 2m (m/s)	Gust WS @ 2m (m/s)	Avg. WS @ 2m (m/s)	Gust WS @ 2m (m/s)	Precip. (mm)
Sunday, August 11, 2013	9:10	0:10	39	52	40	34	214	5.6	312	15	0.2	1.5	1.3	3.3	0.0
Sunday, August 11, 2013	9:20	0:10	37	50	39	34	229	5.5	309	15	0.2	1.3	1.5	5.0	0.0
Sunday, August 11, 2013	9:30	0:10	34	44	36	32	192	5.1	312	16	0.0	0.7	0.9	3.9	0.0
Sunday, August 11, 2013	9:40	0:10	36	50	38	33	150	5.0	310	16	0.0	1.1	1.1	4.4	0.0
Sunday, August 11, 2013	9:50	0:10	37	50	39	33	97	4.3	310	16	0.2	1.3	1.7	3.9	0.0
Sunday, August 11, 2013	10:00	0:10	35	45	38	32	110	4.6	307	16	0.4	1.5	1.5	3.5	0.0
Sunday, August 11, 2013	10:10	0:10	42	59	45	33	109	4.8	312	17	0.0	0.7	0.7	4.6	0.0
Sunday, August 11, 2013	10:20	0:10	37	47	38	34	242	5.6	304	16	0.0	0.0	1.1	3.3	0.0
Sunday, August 11, 2013	10:30	0:10	37	60	38	31	23	3.2	309	17	0.0	1.3	0.7	3.3	0.0
Sunday, August 11, 2013	10:40	0:10	39	49	41	34	77	4.3	304	17	0.2	2.4	0.4	2.6	0.0
Sunday, August 11, 2013	10:50	0:10	38	47	40	35	202	5.7	308	17	0.2	1.9	0.4	2.4	0.0
Sunday, August 11, 2013	11:00	0:10	39	47	42	36	171	5.4	322	17	0.2	1.9	0.7	3.7	0.0
Sunday, August 11, 2013	11:10	0:10	38	46	40	35	212	5.6	318	18	0.2	1.1	0.4	3.3	0.0
Sunday, August 11, 2013	11:20	0:10	39	48	41	36	157	5.1	326	18	0.4	1.7	0.7	3.9	0.0
Sunday, August 11, 2013	11:30	0:10	40	52	42	37	322	6.3	316	18	0.4	2.2	1.3	4.1	0.0
Sunday, August 11, 2013	11:40	0:10	40	53	43	37	275	6.0	300	18	0.2	1.9	1.3	5.6	0.0
Sunday, August 11, 2013	11:50	0:10	40	59	41	37	379	6.4	316	19	0.2	2.8	0.6	3.9	0.0
Sunday, August 11, 2013	12:00	0:10	45	56	47	40	635	7.7	331	19	0.6	3.5	1.7	4.1	0.0
Sunday, August 11, 2013	12:10	0:10	41	50	42	37	434	6.3	325	19	0.4	3.3	1.5	3.9	0.0
Sunday, August 11, 2013	12:20	0:10	41	55	44	36	387	6.6	330	19	0.4	2.2	2.0	4.6	0.0
Sunday, August 11, 2013	12:30	0:10	37	50	39	35	108	4.6	311	19	0.2	1.1	1.9	7.0	0.0
Sunday, August 11, 2013	12:40	0:10	42	58	45	37	175	5.4	303	18	0.4	2.8	0.6	2.8	0.0
Sunday, August 11, 2013	12:50	0:10	40	48	41	38	397	6.9	280	20	0.2	1.9	0.6	2.8	0.0
Sunday, August 11, 2013	13:00	0:10	40	60	43	35	246	5.9	273	20	0.2	2.0	1.7	4.8	0.0
Sunday, August 11, 2013	13:10	0:10	40	59	39	36	207	5.4	312	19	0.0	1.3	2.0	4.6	0.0
Sunday, August 11, 2013	13:20	0:10	38	46	41	35	205	5.3	315	18	0.2	1.9	1.7	3.9	0.0
Sunday, August 11, 2013	13:30	0:10	39	50	41	36	123	4.8	313	19	0.0	0.2	0.9	2.4	0.0
Sunday, August 11, 2013	13:40	0:10	39	47	41	36	133	4.7	314	19	0.0	0.7	0.9	3.7	0.0
Sunday, August 11, 2013	13:50	0:10	40	49	42	37	69	4.3	296	18	0.2	1.1	0.4	2.2	0.0
Sunday, August 11, 2013	14:00	0:10	39	51	41	34	-4	4.6	284	20	0.0	0.0	0.2	2.2	0.0
Sunday, August 11, 2013	14:10	0:10	35	46	38	30	-5	3.2	299	19	0.0	0.0	0.6	3.0	0.0
Sunday, August 11, 2013	14:20	0:10	36	46	39	31	-5	3.0	317	19	0.0	0.2	0.7	2.8	0.0
Sunday, August 11, 2013	14:30	0:10	37	46	40	32	-5	5.8	305	20	0.2	3.2	0.7	3.3	0.0
Sunday, August 11, 2013	14:40	0:10	40	61	40	34	-5	6.0	298	19	0.0	0.6	0.7	3.0	0.0
Sunday, August 11, 2013	14:50	0:10	37	47	39	34	-4	5.8	300	20	0.2	2.4	0.9	3.5	0.0
Sunday, August 11, 2013	15:00	0:10	37	47	39	33	0	4.9	294	20	0.2	1.5	0.2	3.0	0.0
Sunday, August 11, 2013	15:10	0:10	39	55	40	35	149	5.5	290	19	0.2	1.7	0.2	1.5	0.0
Sunday, August 11, 2013	15:20	0:10	40	46	42	37	365	6.6	285	19	0.4	1.9	0.6	2.8	0.0
Sunday, August 11, 2013	15:30	0:10	40	51	42	36	202	5.4	289	20	0.6	2.2	0.0	0.7	0.0
Sunday, August 11, 2013	15:40	0:10	39	46	41	37	188	5.3	284	20	0.0	1.1	0.6	2.6	0.0
Sunday, August 11, 2013	15:50	0:10	40	46	42	38	123	4.6	290	19	0.0	0.0	0.9	3.0	0.0
Sunday, August 11, 2013	16:00	0:10	41	46	42	39	122	4.8	283	18	0.0	0.7	1.1	3.0	0.0
Sunday, August 11, 2013	16:10	0:10	42	51	43	40	163	5.0	298	18	0.0	0.0	1.1	3.3	0.0
Sunday, August 11, 2013	16:20	0:10	43	60	46	39	195	5.3	303	19	0.0	0.0	1.5	3.7	0.0
Sunday, August 11, 2013	16:30	0:10	40	48	42	38	149	4.9	311	19	0.0	0.0	0.9	3.2	0.0
Sunday, August 11, 2013	16:40	0:10	41	51	44	37	239	5.7	297	19	0.0	0.0	0.4	2.6	0.0
Sunday, August 11, 2013	16:50	0:10	39	45	40	36	278	5.9	269	20	0.0	0.0	0.2	1.5	0.0
Sunday, August 11, 2013	17:00	0:10	38	45	40	35	100	4.4	268	21	0.0	0.2	0.0	0.7	0.0
Sunday, August 11, 2013	17:10	0:10	39	46	41	37	58	3.9	271	20	0.0	1.3	0.0	0.0	0.0
Sunday, August 11, 2013	17:20	0:10	37	51	39	36	77	4.1	279	19	0.0	0.7	0.0	0.7	0.0
Sunday, August 11, 2013	17:30	0:10	36	47	38	35	-2	2.7	280	18	0.0	0.2	0.0	1.1	0.0
Sunday, August 11, 2013	17:40	0:10	38	63	38	36	12	3.0	279	18	0.0	0.4	0.2	2.2	0.0
Sunday, August 11, 2013	17:50	0:10	39	48	40	37	117	4.5	277	19	0.0	0.2	0.4	2.2	0.0
Sunday, August 11, 2013	18:00	0:10	39	54	40	36	127	4.7	270	19	0.0	0.2	0.2	2.4	0.0
Sunday, August 11, 2013	18:10	0:10	40	59	42	37	81	4.0	268	19	0.0	0.0	0.2	1.7	0.0
Sunday, August 11, 2013	18:20	0:10	40	61	41	36	87	4.0	270	18	0.0	0.2	0.2	2.2	0.0
Sunday, August 11, 2013	18:30	0:10	39	54	40	36	72	3.9	267	18	0.0	0.0	0.2	2.2	0.0
Sunday, August 11, 2013	18:40	0:10	39	52	41	37	31	3.2	269	18	0.0	0.0	0.0	1.7	0.0
Sunday, August 11, 2013	18:50	0:10	37	46	38	36	11	3.0	265	17	0.0	0.0	0.0	0.7	0.0
Sunday, August 11, 2013	19:00	0:10	37	48	38	36	80	3.9	262	17	0.0	0.0	0.0	0.0	0.0
Sunday, August 11, 2013	19:10	0:10	38	59	37	35	61	3.3	261	17	0.0	0.0	0.0	0.0	0.0
Sunday, August 11, 2013	19:20	0:10	37	50	39	36	42	3.2	257	16	0.0	0.0	0.0	0.0	0.0
Sunday, August 11, 2013	19:30	0:10	38	52	39	36	30	2.8	254	16	0.0	0.0	0.0	0.0	0.0
Sunday, August 11, 2013	19:40	0:10	42	64	42	37	50	3.4	252	16	0.0	0.0	0.0	0.0	0.0
Sunday, August 11, 2013	19:50	0:10	38	53	38	35	84	4.2	251	16	0.0	0.0	0.0	0.0	0.0
Sunday, August 11, 2013	20:00	0:10	37	54	38	35	87	3.7	252	16	0.0	0.0	0.0	0.0	0.0
Sunday, August 11, 2013	20:10	0:10	38	45	40	34	53	3.1	252	16	0.0	0.0	0.0	0.0	0.0
Sunday, August 11, 2013	20:20	0:10	39	49	41	37	101	3.5	254	16	0.0	0.0	0.0	0.0	0.0
Sunday, August 11, 2013	20:30	0:10	40	55	42	36	86	3.0	255	16	0.0	0.0	0.0	0.0	0.0
Sunday, August 11, 2013	20:40	0:10	40	49	43	37	55	2.7	251	16	0.0	0.0	0.0	0.0	0.0
Sunday, August 11, 2013	20:50	0:10	38	46	40	37	49	2.6	253	16	0.0	0.0	0.0	0.0	0.0
Sunday, August 11, 2013	21:00	0:10	41	52	44	38	26	2.6	253	16	0.0	0.0	0.0	0.0	0.0
Sunday, August 11, 2013	21:10	0:10	43	51	46	37	32	3.0	253	16	0.0	0.0	0.0	0.0	0.0
Sunday, August 11, 2013	21:20	0:10	40	46	43	36	26	2.4	250	16	0.0	0.0	0.0	0.0	0.0
Sunday, August 11, 2013	21:30	0:10	40	50	43	37	8	2.6	253	16	0.0	0.0	0.0	0.0	0.0
Sunday, August 11, 2013	21:40	0:10	39	51	41	36	28	2.7	252	16	0.0	0.0	0.0	0.0	0.0
Sunday, August 11, 2013	21:50	0:10	37	44	39	36	55	3.4	254	16	0.0	0.0	0.0	0.0	0.0
Sunday, August 11, 2013	22:00	0:10	36	52	38	35	77	3.6	256	16	0.0	0.0	0.0	0.0	0.0
Sunday, August 11, 2013	22:10	0:10	35	48	36	34	71	3.6	254	16	0.0	0.0	0.0	0.0	0.0
Sunday, August 11, 2013	22:20	0:10	35	46	36	34	151	4.9	250	16	0.0	0.0	0.0	0.0	0.0
Sunday, August 11, 2013	22:30	0:10	34	48	36	33	87	3.4	247	16	0.0	0.0	0.0	0.0	0.0
Sunday, August 11, 2013	22:40	0:10	34	38	35	33	162	5.3	243	16	0.0	0.0	0.0	0.0	0.0
Sunday, August 11, 2013	22:50	0:10	34	45	35	32	272	6.0	240	16	0.0	0.0	0.0	0.0	0.0
Sunday, August 11, 2013	23:00	0:10	35	45	36	33	308	6.3	240	16	0.0	0.0	0.0	0.0	0.0
Sunday, August 11, 2013	23:10	0:10	34	38	35	33	395	6.7	238	16	0.0	0.0	0.0	0.0	0.0
Sunday, August 11, 2013	23:20	0:10	36	54	36	32	373	6.7	242	15	0.0	0.0	0.0	0.2</	

Table A-1: Location A Summer Compliance Evaluation

Date	Time	Duration	Leq	Lmax	L(10)	L(90)	WT N2	WT N2	Onsite Met	Onsite Met	Loc. A	Loc. A	Loc. 6	Loc. 6	Loc. 6
	Start Time	(min)	(dBA)	(dBA)	(dBA)	(dBA)	Output (kW)	HH WS (m/s)	WD @ 75m (degrees)	Temp. (°C)	Avg. WS @ 2m (m/s)	Gust WS @ 2m (m/s)	Avg. WS @ 2m (m/s)	Gust WS @ 2m (m/s)	Precip. (mm)
Monday, August 12, 2013	0:10	0:10	34	39	36	33	210	5.4	246	15	0.0	0.0	0.0	1.7	0.0
Monday, August 12, 2013	0:20	0:10	34	38	35	32	93	4.3	250	15	0.0	0.0	0.0	1.3	0.0
Monday, August 12, 2013	0:30	0:10	33	42	35	32	17	3.5	253	15	0.0	0.0	0.0	1.9	0.0
Monday, August 12, 2013	0:40	0:10	33	41	34	31	34	3.6	264	15	0.0	0.0	0.0	1.3	0.0
Monday, August 12, 2013	0:50	0:10	32	37	33	30	48	3.9	269	15	0.0	0.0	0.0	0.2	0.0
Monday, August 12, 2013	1:00	0:10	32	44	33	30	39	3.6	270	15	0.0	0.0	0.0	0.0	0.0
Monday, August 12, 2013	1:10	0:10	31	39	33	29	60	3.9	277	14	0.0	0.0	0.0	0.0	0.0
Monday, August 12, 2013	1:20	0:10	33	45	33	31	86	4.4	279	14	0.0	0.0	0.0	0.0	0.0
Monday, August 12, 2013	1:30	0:10	34	49	36	30	122	4.9	279	14	0.0	0.0	0.0	0.0	0.0
Monday, August 12, 2013	1:40	0:10	32	37	33	31	179	5.3	284	14	0.0	0.0	0.0	0.0	0.0
Monday, August 12, 2013	1:50	0:10	33	42	34	31	162	5.1	282	14	0.0	0.0	0.0	0.0	0.0
Monday, August 12, 2013	2:00	0:10	31	36	32	30	12	4.5	286	14	0.0	0.0	0.0	0.0	0.0
Monday, August 12, 2013	2:10	0:10	31	35	32	30	-5	3.8	294	14	0.0	0.0	0.0	0.0	0.0
Monday, August 12, 2013	2:20	0:10	31	35	32	30	-4	3.5	303	14	0.0	0.6	0.0	0.0	0.0
Monday, August 12, 2013	2:30	0:10	31	36	32	30	-4	3.7	304	14	0.0	0.0	0.0	0.0	0.0
Monday, August 12, 2013	2:40	0:10	31	41	32	29	-4	3.0	316	14	0.0	0.0	0.0	0.0	0.0
Monday, August 12, 2013	2:50	0:10	31	42	34	29	-4	2.7	330	14	0.0	0.0	0.0	0.0	0.0
Monday, August 12, 2013	3:00	0:10	30	37	31	29	-1	2.8	328	14	0.0	0.0	0.0	0.0	0.0
Monday, August 12, 2013	3:10	0:10	30	36	31	29	46	3.9	340	14	0.0	0.0	0.0	0.0	0.0
Monday, August 12, 2013	3:20	0:10	30	39	31	29	0	2.7	333	14	0.0	0.0	0.0	0.0	0.0
Monday, August 12, 2013	3:30	0:10	31	39	32	29	-5	2.6	330	14	0.0	0.0	0.0	0.0	0.0
Monday, August 12, 2013	3:40	0:10	30	43	32	28	-5	2.2	326	14	0.0	0.0	0.0	0.0	0.0
Monday, August 12, 2013	3:50	0:10	32	51	32	29	-5	2.0	327	14	0.0	0.0	0.0	0.0	0.0
Monday, August 12, 2013	4:00	0:10	31	45	32	29	-5	2.3	327	13	0.0	0.0	0.0	0.0	0.0
Monday, August 12, 2013	4:10	0:10	30	44	32	28	-5	2.6	317	13	0.0	0.0	0.0	0.0	0.0
Monday, August 12, 2013	4:20	0:10	31	42	34	26	-6	3.1	297	13	0.0	0.0	0.0	0.0	0.0
Monday, August 12, 2013	4:30	0:10	28	40	30	24	7	3.5	292	13	0.0	0.0	0.0	0.0	0.0
Monday, August 12, 2013	4:40	0:10	29	45	32	25	17	3.9	297	13	0.0	0.0	0.0	0.0	0.0
Monday, August 12, 2013	4:50	0:10	30	44	32	26	88	4.5	293	13	0.0	0.0	0.0	0.0	0.0
Monday, August 12, 2013	5:00	0:10	31	43	34	27	55	3.7	276	13	0.0	0.0	0.0	0.0	0.0
Monday, August 12, 2013	5:10	0:10	33	46	36	27	57	4.0	272	13	0.0	0.0	0.0	1.3	0.0
Monday, August 12, 2013	5:20	0:10	33	48	36	27	34	3.7	275	13	0.0	0.0	0.0	0.0	0.0
Monday, August 12, 2013	5:30	0:10	33	49	36	29	39	3.5	285	13	0.0	0.2	0.0	0.0	0.0
Monday, August 12, 2013	5:40	0:10	34	42	36	29	28	3.5	292	12	0.0	0.0	0.0	0.0	0.0
Monday, August 12, 2013	5:50	0:10	34	45	37	29	63	4.3	294	12	0.0	0.0	0.0	0.0	0.0
Monday, August 12, 2013	6:00	0:10	35	45	39	30	66	4.3	289	12	0.0	0.0	0.0	0.0	0.0
Monday, August 12, 2013	6:10	0:10	34	42	38	29	12	3.5	291	12	0.0	0.0	0.0	0.0	0.0
Monday, August 12, 2013	6:20	0:10	34	44	37	30	3	3.1	289	13	0.0	0.0	0.0	0.0	0.0
Monday, August 12, 2013	6:30	0:10	35	46	38	31	3	3.1	303	14	0.0	0.0	0.0	0.0	0.0
Monday, August 12, 2013	6:40	0:10	37	60	39	31	26	3.7	299	13	0.0	0.0	0.0	0.0	0.0
Monday, August 12, 2013	6:50	0:10	34	42	36	30	28	3.6	302	13	0.0	0.0	0.0	0.0	0.0
Monday, August 12, 2013	7:00	0:10	35	45	38	31	3	2.9	307	13	0.0	0.0	0.0	0.0	0.0
Monday, August 12, 2013	7:10	0:10	36	44	39	31	-6	2.4	304	14	0.0	0.0	0.0	0.0	0.0
Monday, August 12, 2013	7:20	0:10	33	43	36	30	-5	2.3	312	14	0.0	0.0	0.0	0.0	0.0
Monday, August 12, 2013	7:30	0:10	37	49	40	31	-5	2.3	315	16	0.0	0.0	0.0	0.0	0.0
Monday, August 12, 2013	7:40	0:10	36	44	39	33	2	3.1	314	17	0.0	0.0	0.0	0.0	0.0
Monday, August 12, 2013	7:50	0:10	33	52	35	30	10	3.2	315	17	0.0	0.0	0.0	0.0	0.0
Monday, August 12, 2013	8:00	0:10	34	48	36	31	-8	2.8	312	16	0.0	0.0	0.0	0.0	0.0
Monday, August 12, 2013	8:10	0:10	34	45	37	29	-6	2.4	316	17	0.0	0.4	0.2	1.9	0.0
Monday, August 12, 2013	8:20	0:10	33	44	35	30	-5	2.1	317	17	0.0	0.0	0.2	1.7	0.0
Monday, August 12, 2013	8:30	0:10	34	56	36	30	-5	2.4	327	17	0.0	0.0	0.0	0.0	0.0
Monday, August 12, 2013	8:40	0:10	31	50	33	28	-5	2.5	320	18	0.0	0.0	0.0	0.0	0.0
Monday, August 12, 2013	8:50	0:10	32	55	34	29	-5	2.9	321	18	0.0	0.4	0.0	1.1	0.0
Monday, August 12, 2013	9:00	0:10	35	57	38	30	-5	2.6	315	18	0.0	0.0	0.0	0.0	0.0
Monday, August 12, 2013	9:10	0:10	37	59	39	34	-4	2.9	315	19	0.0	0.0	0.0	0.4	0.0
Monday, August 12, 2013	9:20	0:10	40	61	42	36	-6	2.5	303	18	0.0	0.0	0.4	2.8	0.0
Monday, August 12, 2013	9:30	0:10	37	54	40	32	-4	2.7	302	18	0.0	0.2	0.4	1.9	0.0
Monday, August 12, 2013	9:40	0:10	35	49	37	32	17	3.2	314	18	0.0	1.5	0.4	2.8	0.0
Monday, August 12, 2013	9:50	0:10	35	49	37	32	77	4.2	313	18	0.0	0.7	0.2	4.3	0.0
Monday, August 12, 2013	10:00	0:10	37	55	39	31	22	3.3	310	19	0.0	0.7	0.7	3.5	0.0
Monday, August 12, 2013	10:10	0:10	37	56	38	33	49	3.9	302	19	0.0	1.3	0.7	3.3	0.0
Monday, August 12, 2013	10:20	0:10	40	48	43	36	44	3.5	309	19	0.0	0.0	0.7	3.9	0.0
Monday, August 12, 2013	10:30	0:10	41	46	43	37	97	4.6	319	19	0.0	0.7	0.9	3.0	0.0

Table A-2: Location B Summer Compliance Evaluation

Date	Time	Duration	Leq	Lmax	L(10)	L(90)	WT E2	WT E2	Onsite Met	Onsite Met	Loc. 6	Loc. 6	Loc. 6
	Start Time	(min)	(dBA)	(dBA)	(dBA)	(dBA)	Output (kW)	HH WS (m/s)	WD @ 75m (degrees)	Temp. (°C)	Avg. WS @ 2m (m/s)	Gust WS @ 2m (m/s)	Precip. (mm)
Friday, July 19, 2013	10:00	0:10	43	56	46	36	860	8.3	238	23			
Friday, July 19, 2013	10:10	0:10	40	49	42	35	908	8.5	239	23			
Friday, July 19, 2013	10:20	0:10	42	50	45	36	1064	8.9	236	23			
Friday, July 19, 2013	10:30	0:10	42	54	45	36	857	8.4	223	24			
Friday, July 19, 2013	10:40	0:10	40	50	43	35	557	7.2	226	24			
Friday, July 19, 2013	10:50	0:10	40	57	44	35	430	6.9	222	25			
Friday, July 19, 2013	11:00	0:10	46	55	49	41	754	8.1	220	25			
Friday, July 19, 2013	11:10	0:10	44	56	47	37	394	6.8	214	26			
Friday, July 19, 2013	11:20	0:10	43	49	46	38	426	6.5	222	26			
Friday, July 19, 2013	11:30	0:10	46	62	48	40	678	7.7	222	26			
Friday, July 19, 2013	11:40	0:10	45	53	48	41	798	8.2	229	26			
Friday, July 19, 2013	11:50	0:10	44	59	46	39	946	8.9	232	25			
Friday, July 19, 2013	12:00	0:10	46	55	49	40	1108	9.1	236	26			
Friday, July 19, 2013	12:10	0:10	42	51	45	38	1289	9.5	239	27			
Friday, July 19, 2013	12:20	0:10	45	51	47	41	1299	9.8	241	27			
Friday, July 19, 2013	12:30	0:10	49	60	52	42	1343	10.5	236	27			
Friday, July 19, 2013	12:40	0:10	45	52	48	41	1506	10.9	239	27			
Friday, July 19, 2013	12:50	0:10	50	57	53	44	1607	11.0	245	27			
Friday, July 19, 2013	13:00	0:10	47	58	51	41	1847	13.4	244	27			
Friday, July 19, 2013	13:10	0:10	47	55	49	42	1941	13.9	239	28			
Friday, July 19, 2013	13:20	0:10	49	57	53	41	1896	13.3	245	28			
Friday, July 19, 2013	13:30	0:10	53	67	57	44	1866	13.4	244	28	1.1	3.9	0.0
Friday, July 19, 2013	13:40	0:10	47	63	50	41	1777	12.4	246	28	1.5	5.4	0.0
Friday, July 19, 2013	13:50	0:10	45	52	47	39	1621	12.2	245	28	1.3	5.2	0.0
Friday, July 19, 2013	14:00	0:10	50	57	53	44	1784	12.5	243	28	1.3	5.0	0.0
Friday, July 19, 2013	14:10	0:10	50	64	53	44	1786	12.9	246	28	1.5	5.0	0.0
Friday, July 19, 2013	14:20	0:10	46	59	49	41	1731	12.5	238	28	1.3	4.8	0.0
Friday, July 19, 2013	14:30	0:10	51	80	52	42	1837	13.1	241	29	1.1	5.4	0.0
Friday, July 19, 2013	14:40	0:10	51	63	55	44	1641	12.0	244	29	1.1	4.6	0.0
Friday, July 19, 2013	14:50	0:10	46	53	50	42	1892	13.2	234	29	1.1	5.0	0.0
Friday, July 19, 2013	15:00	0:10	51	63	54	45	1774	12.7	242	29	1.9	6.9	0.0
Friday, July 19, 2013	15:10	0:10	44	52	47	39	1738	12.3	236	29	1.1	5.2	0.0
Friday, July 19, 2013	15:20	0:10	46	65	46	41	1784	13.1	243	29	1.7	6.1	0.0
Friday, July 19, 2013	15:30	0:10	46	55	49	40	1565	12.0	234	29	1.9	7.0	0.0
Friday, July 19, 2013	15:40	0:10	50	62	54	42	1479	11.3	232	29	1.5	5.4	0.0
Friday, July 19, 2013	15:50	0:10	51	60	55	45	1604	11.6	237	29	1.3	5.4	0.0
Friday, July 19, 2013	16:00	0:10	46	52	48	42	1500	11.2	238	29	0.9	5.0	0.0
Friday, July 19, 2013	16:10	0:10	50	59	53	43	1573	11.4	239	29	0.6	3.3	0.0
Friday, July 19, 2013	16:20	0:10	45	51	47	41	1369	10.7	241	29	1.1	6.5	0.0
Friday, July 19, 2013	16:30	0:10	48	56	52	42	1748	12.4	235	29	1.3	4.6	0.0
Friday, July 19, 2013	16:40	0:10	46	65	49	42	1727	12.4	234	29	1.7	5.2	0.0
Friday, July 19, 2013	16:50	0:10	49	59	51	44	1373	10.5	232	29	0.6	3.3	0.0
Friday, July 19, 2013	17:00	0:10	47	57	50	42	1588	11.5	231	29	1.3	5.7	0.0
Friday, July 19, 2013	17:10	0:10	49	58	53	42	1778	12.4	240	29	1.1	4.4	0.0
Friday, July 19, 2013	17:20	0:10	51	61	55	43	1528	11.0	240	29	0.9	5.6	0.0
Friday, July 19, 2013	17:30	0:10	46	56	49	42	1788	12.6	246	29	1.3	4.1	0.0
Friday, July 19, 2013	17:40	0:10	45	55	47	41	1289	10.2	242	28	0.6	2.8	0.0
Friday, July 19, 2013	17:50	0:10	42	52	44	39	1720	11.5	240	28	0.6	3.5	0.0
Friday, July 19, 2013	18:00	0:10	47	58	49	41	1924	12.8	241	28	0.4	3.0	0.0
Friday, July 19, 2013	18:10	0:10	45	66	47	40	1484	10.7	240	28	0.9	5.7	0.0
Friday, July 19, 2013	18:20	0:10	46	61	47	39	1293	10.3	244	28	1.3	4.6	0.0
Friday, July 19, 2013	18:30	0:10	44	56	46	39	1684	11.6	245	27	0.9	4.1	0.0
Friday, July 19, 2013	18:40	0:10	45	55	48	41	1750	12.2	238	27	0.6	3.2	0.0
Friday, July 19, 2013	18:50	0:10	44	55	47	40	1656	11.7	241	27	0.9	5.6	0.0
Friday, July 19, 2013	19:00	0:10	44	56	47	40	1918	13.4	240	27	0.9	3.5	0.0
Friday, July 19, 2013	19:10	0:10	44	60	47	39	1792	12.8	244	27	0.7	5.2	0.0
Friday, July 19, 2013	19:20	0:10	43	57	45	39	1836	13.0	243	27	0.4	3.0	0.0
Friday, July 19, 2013	19:30	0:10	44	56	47	39	1945	13.4	243	27	0.2	3.9	0.0
Friday, July 19, 2013	19:40	0:10	41	53	44	38	1907	13.1	244	27	0.4	3.2	0.0
Friday, July 19, 2013	19:50	0:10	41	55	44	38	1965	13.9	245	26	0.4	2.8	0.0
Friday, July 19, 2013	20:00	0:10	41	55	44	37	1856	12.8	242	26	0.4	3.2	0.0
Friday, July 19, 2013	20:10	0:10	44	66	44	39	1873	12.9	241	26	0.2	2.4	0.0
Friday, July 19, 2013	20:20	0:10	40	52	42	37	1727	12.2	239	26	0.2	2.2	0.0
Friday, July 19, 2013	20:30	0:10	41	54	44	37	1716	12.0	241	26	0.4	3.2	0.0
Friday, July 19, 2013	20:40	0:10	42	55	44	38	1802	12.5	242	26	0.0	0.2	0.0
Friday, July 19, 2013	20:50	0:10	42	54	45	37	1952	14.2	243	26	0.2	2.4	0.0
Friday, July 19, 2013	21:00	0:10	42	55	45	39	1920	13.2	241	26	0.0	2.2	0.0
Friday, July 19, 2013	21:10	0:10	42	56	45	38	1883	12.7	243	26	0.0	0.7	0.0
Friday, July 19, 2013	21:20	0:10	60	72	66	39	1988	15.5	259	26	1.7	6.1	0.0
Friday, July 19, 2013	21:30	0:10	60	71	64	50	1993	14.5	295	23	0.6	4.1	0.3
Friday, July 19, 2013	21:40	0:10	54	66	57	47	1851	12.3	283	21	0.2	2.0	0.0
Friday, July 19, 2013	21:50	0:10	49	63	54	44	1973	13.1	277	21	0.2	1.9	0.5
Friday, July 19, 2013	22:00	0:10	52	65	55	46	1999	14.0	287	20	0.2	3.2	0.3
Friday, July 19, 2013	22:10	0:10	44	64	46	42	2000	14.4	282	20	0.0	0.0	0.0
Friday, July 19, 2013	22:20	0:10	41	59	43	39	1952	12.3	279	20	0.0	0.2	0.0
Friday, July 19, 2013	22:30	0:10	40	54	42	38	1412	10.2	282	20	0.0	0.0	0.0
Friday, July 19, 2013	22:40	0:10	42	53	44	38	1135	9.3	279	20	0.0	0.0	0.0
Friday, July 19, 2013	22:50	0:10	39	53	40	37	919	8.7	272	20	0.0	0.0	0.0
Friday, July 19, 2013	23:00	0:10	38	49	39	36	716	7.9	271	21	0.0	0.0	0.0
Friday, July 19, 2013	23:10	0:10	37	53	39	35	688	8.2	275	21	0.0	0.0	0.0
Friday, July 19, 2013	23:20	0:10	37	51	39	35	1070	9.2	278	21	0.0	0.0	0.0
Friday, July 19, 2013	23:30	0:10	38	48	40	36	1310	10.0	274	21	0.0	0.0	0.0
Friday, July 19, 2013	23:40	0:10	37	58	39	34	1340	9.9	263	22	0.0	0.0	0.0
Friday, July 19, 2013	23:50	0:10	47	65	48	37	1138	9.5	235	22	0.0	0.9	0.0
Saturday, July 20, 2013	0:00	0:10	43	61	45	37	1639	11.6	223	21	0.2	3.0	0.0
Saturday, July 20, 2013	0:10	0:10	58	84	51	41	1756	12.7	229	20	0.0	1.1	0.3
Saturday, July 20, 2013	0:20	0:10	58	78	59	48	1996	17.2	240	20	0.2	4.1	0.5
Saturday, July 20, 2013	0:30	0:10	57	80	59	47	1995	15.5	243	19	0.0	0.9	0.0
Saturday, July 20, 2013	0:40	0:10	45	68	46	43	1976	13.2	241	20	0.0	0.0	0.0
Saturday, July 20, 2013	0:50	0:10	43	53	45	41	1804	12.7	243	21	0.4	4.1	0.0
Saturday, July 20, 2013	1:00	0:10	41	54	44	38	1916	14.0	236	21	0.0	3.2	0.0
Saturday, July 20, 2013	1:10	0:10	42	56	45	38	1994	16.3	238	21	0.7	3.9	0.0
Saturday, July 20, 2013	1:20	0:10	40	54	42	37	2000	17.6	240	21	0.7	4.1	0.0

Table A-2: Location B Summer Compliance Evaluation

Date	Time	Duration	Leq	Lmax	L(10)	L(90)	WT E2	WT E2	Onsite Met	Onsite Met	Loc. 6	Loc. 6	Loc. 6
	Start Time	(min)	(dBA)	(dBA)	(dBA)	(dBA)	Output (kW)	HH WS (m/s)	WD @ 75m (degrees)	Temp. (°C)	Avg. WS @ 2m (m/s)	Gust WS @ 2m (m/s)	Precip. (mm)
Saturday, July 20, 2013	1:30	0:10	38	53	40	36	2000	18.9	245	21	0.7	3.3	0.0
Saturday, July 20, 2013	1:40	0:10	38	51	40	36	1985	14.9	247	21	0.9	3.9	0.0
Saturday, July 20, 2013	1:50	0:10	37	51	39	35	1984	13.3	256	21	1.5	6.3	0.0
Saturday, July 20, 2013	2:00	0:10	37	50	38	34	1002	14.0	262	20	1.1	5.0	0.0
Saturday, July 20, 2013	2:10	0:10	37	47	39	34	-4	14.8	260	20	1.9	6.1	0.0
Saturday, July 20, 2013	2:20	0:10	36	49	38	33	-4	15.0	260	20	1.5	5.2	0.0
Saturday, July 20, 2013	2:30	0:10	35	47	37	32	-4	13.2	256	20	1.5	4.4	0.0
Saturday, July 20, 2013	2:40	0:10	35	52	37	33	-4	11.0	257	20	1.5	5.9	0.0
Saturday, July 20, 2013	2:50	0:10	35	45	37	32	-4	12.1	257	20	1.5	5.2	0.0
Saturday, July 20, 2013	3:00	0:10	35	47	37	33	1585	12.1	254	20	1.1	5.0	0.0
Saturday, July 20, 2013	3:10	0:10	36	52	38	34	1818	11.5	259	20	0.7	4.1	0.0
Saturday, July 20, 2013	3:20	0:10	37	52	39	33	1674	11.1	253	20	0.7	3.7	0.0
Saturday, July 20, 2013	3:30	0:10	35	48	37	33	1470	10.3	255	20	0.7	3.5	0.0
Saturday, July 20, 2013	3:40	0:10	35	48	36	33	1883	12.0	260	20	0.4	3.7	0.0
Saturday, July 20, 2013	3:50	0:10	35	45	37	33	1722	11.1	256	21	0.6	4.4	0.0
Saturday, July 20, 2013	4:00	0:10	35	54	37	33	1932	13.1	254	21	0.4	3.0	0.0
Saturday, July 20, 2013	4:10	0:10	35	47	37	33	1971	13.0	248	21	0.7	3.2	0.0
Saturday, July 20, 2013	4:20	0:10	36	49	37	33	1931	13.0	255	21	0.6	3.3	0.0
Saturday, July 20, 2013	4:30	0:10	36	50	37	33	1962	13.0	249	21	0.4	3.3	0.0
Saturday, July 20, 2013	4:40	0:10	35	53	37	33	1889	12.1	239	20	0.6	2.8	0.0
Saturday, July 20, 2013	4:50	0:10	40	55	44	34	1919	12.1	236	20	0.6	3.9	0.0
Saturday, July 20, 2013	5:00	0:10	41	55	43	35	1897	12.1	239	20	0.2	2.2	0.0
Saturday, July 20, 2013	5:10	0:10	43	60	45	35	1551	10.4	250	20	0.2	3.2	0.0
Saturday, July 20, 2013	5:20	0:10	41	53	43	36	1101	8.9	247	20	0.0	1.9	0.0
Saturday, July 20, 2013	5:30	0:10	40	49	43	35	1180	9.4	244	20	0.0	2.4	0.0
Saturday, July 20, 2013	5:40	0:10	41	51	44	35	1702	11.0	249	20	0.2	3.0	0.0
Saturday, July 20, 2013	5:50	0:10	41	66	44	35	1708	10.8	259	20	0.7	4.4	0.0
Saturday, July 20, 2013	6:00	0:10	49	64	53	33	1954	12.5	257	20	0.4	3.5	0.0
Saturday, July 20, 2013	6:10	0:10	47	63	50	34	1966	12.3	256	20	0.6	3.5	0.0
Saturday, July 20, 2013	6:20	0:10	45	64	46	35	1838	11.5	255	20	0.4	3.5	0.0
Saturday, July 20, 2013	6:30	0:10	43	63	47	36	1915	12.1	260	20	0.4	3.5	0.0
Saturday, July 20, 2013	6:40	0:10	42	58	46	35	1895	12.0	260	20	0.4	3.7	0.0
Saturday, July 20, 2013	6:50	0:10	39	52	42	34	1826	11.4	265	20	0.7	4.4	0.0
Saturday, July 20, 2013	7:00	0:10	39	53	43	35	1621	10.7	260	20	0.4	3.9	0.0
Saturday, July 20, 2013	7:10	0:10	40	51	44	35	1443	10.1	252	21	0.4	3.2	0.0
Saturday, July 20, 2013	7:20	0:10	40	54	43	34	1096	8.9	247	21	0.4	3.7	0.0
Saturday, July 20, 2013	7:30	0:10	40	52	44	33	1221	9.6	255	20	0.4	3.7	0.0
Saturday, July 20, 2013	7:40	0:10	42	50	45	37	1122	9.3	255	21	1.3	4.6	0.0
Saturday, July 20, 2013	7:50	0:10	40	51	44	34	827	8.2	243	21	0.6	3.9	0.0
Saturday, July 20, 2013	8:00	0:10	38	50	41	33	869	8.7	252	22	0.7	4.1	0.0
Saturday, July 20, 2013	8:10	0:10	41	50	44	36	954	9.0	272	22	0.6	6.1	0.0
Saturday, July 20, 2013	8:20	0:10	38	48	42	34	654	7.8	281	22	0.9	4.8	0.0
Saturday, July 20, 2013	8:30	0:10	41	54	45	35	834	8.4	272	23	0.6	6.3	0.0
Saturday, July 20, 2013	8:40	0:10	42	60	44	37	405	6.5	274	23	0.6	4.4	0.0
Saturday, July 20, 2013	8:50	0:10	41	51	44	37	236	5.8	270	23	0.6	3.5	0.0
Saturday, July 20, 2013	9:00	0:10	43	56	46	37	381	6.7	270	23	0.6	3.9	0.0
Saturday, July 20, 2013	9:10	0:10	42	54	45	38	835	8.3	255	23	0.4	3.5	0.0
Saturday, July 20, 2013	9:20	0:10	40	47	42	37	795	8.3	242	22	0.4	2.8	0.0
Saturday, July 20, 2013	9:30	0:10	45	62	47	39	1292	9.9	266	22	0.9	4.4	0.0
Saturday, July 20, 2013	9:40	0:10	43	52	46	39	1374	10.2	272	22	0.7	4.3	0.0
Saturday, July 20, 2013	9:50	0:10	42	57	44	38	1565	10.8	269	22	1.1	4.3	0.0
Saturday, July 20, 2013	10:00	0:10	45	53	47	42	1479	10.6	267	23	1.1	4.8	0.0
Saturday, July 20, 2013	10:10	0:10	45	55	48	41	1735	12.2	270	24	0.9	4.6	0.0
Saturday, July 20, 2013	10:20	0:10	54	71	54	43	1959	13.1	270	23	1.5	4.3	0.0
Saturday, July 20, 2013	10:30	0:10	46	53	48	41	1968	13.8	276	23	0.7	4.3	0.0
Saturday, July 20, 2013	10:40	0:10	44	54	47	41	1764	11.9	279	23	1.1	5.2	0.0
Saturday, July 20, 2013	10:50	0:10	47	60	50	43	1923	12.8	276	24	0.7	4.4	0.0
Saturday, July 20, 2013	11:00	0:10	49	62	52	43	1931	13.0	270	24	1.1	4.1	0.0
Saturday, July 20, 2013	11:10	0:10	46	57	48	43	1687	12.2	273	24	1.3	3.9	0.0
Saturday, July 20, 2013	11:20	0:10	44	57	47	40	1786	12.2	269	24	1.5	5.2	0.0
Saturday, July 20, 2013	11:30	0:10	43	52	45	40	1718	11.5	266	23	1.3	5.2	0.0
Saturday, July 20, 2013	11:40	0:10	45	55	47	43	1612	11.3	265	24	1.1	3.5	0.0
Saturday, July 20, 2013	11:50	0:10	44	51	46	41	1779	12.1	272	24	1.5	4.8	0.0
Saturday, July 20, 2013	12:00	0:10	47	56	49	43	1246	10.0	253	25	1.1	4.6	0.0
Saturday, July 20, 2013	12:10	0:10	44	52	47	41	1667	11.5	245	24	0.0	0.4	0.0
Saturday, July 20, 2013	12:20	0:10	46	55	48	42	1676	12.3	244	24	2.2	5.4	0.0
Saturday, July 20, 2013	12:30	0:10	45	54	48	41	1974	14.6	243	24	1.9	4.6	0.0
Saturday, July 20, 2013	12:40	0:10	53	61	56	46	1982	13.9	241	24	1.3	4.1	0.0
Saturday, July 20, 2013	12:50	0:10	49	57	52	45	1701	12.1	232	23	1.9	5.2	0.0
Saturday, July 20, 2013	13:00	0:10	47	55	51	42	928	8.6	239	23	1.5	5.0	0.0
Saturday, July 20, 2013	13:10	0:10	45	52	47	41	1144	9.8	240	23	1.3	4.8	0.0
Saturday, July 20, 2013	13:20	0:10	47	55	50	42	1609	11.2	240	23	1.1	4.4	0.0
Saturday, July 20, 2013	13:30	0:10	45	57	47	40	1844	12.4	239	23	1.5	4.8	0.0
Saturday, July 20, 2013	13:40	0:10	44	51	47	41	1684	11.7	236	23	1.3	3.3	0.0
Saturday, July 20, 2013	13:50	0:10	48	60	52	41	1505	11.1	237	24	2.0	5.4	0.0
Saturday, July 20, 2013	14:00	0:10	44	63	46	40	1720	12.3	241	25	1.7	4.4	0.0
Saturday, July 20, 2013	14:10	0:10	50	62	53	45	1846	12.2	251	25	2.0	5.2	0.0
Saturday, July 20, 2013	14:20	0:10	48	56	51	42	1785	12.1	249	26	1.3	3.5	0.0
Saturday, July 20, 2013	14:30	0:10	43	59	44	39	1761	11.8	260	25	1.7	4.6	0.0
Saturday, July 20, 2013	14:40	0:10	46	55	49	42	1880	12.4	266	24	1.1	3.5	0.0
Saturday, July 20, 2013	14:50	0:10	45	58	48	41	1899	12.4	252	24	1.7	5.0	0.0
Saturday, July 20, 2013	15:00	0:10	48	61	49	42	1365	10.3	249	24	1.9	4.3	0.0
Saturday, July 20, 2013	15:10	0:10	46	63	45	41	1503	10.7	250	24	1.1	3.3	0.0
Saturday, July 20, 2013	15:20	0:10	48	64	50	39	1339	10.1	245	24	1.5	3.9	0.0
Saturday, July 20, 2013	15:30	0:10	43	60	44	38	1094	9.3	246	24	1.3	3.3	0.0
Saturday, July 20, 2013	15:40	0:10	40	51	41	37	1093	9.5	240	25	1.9	4.3	0.0
Saturday, July 20, 2013	15:50	0:10	41	51	43	38	1336	10.2	244	25	1.9	4.4	0.0
Saturday, July 20, 2013	16:00	0:10	41	46	43	38	1343	10.4	243	25	1.7	5.4	0.0
Saturday, July 20, 2013	16:10	0:10	57	69	62	39	1702	11.3	259	25	2.2	5.2	0.0
Saturday, July 20, 2013	16:20	0:10	64	72	67	58	1807	15.5	286	24	2.0	5.7	2.0
Saturday, July 20, 2013	16:30	0:10	55	64	59	47	1995	15.1	270	19	1.1	5.4	1.5
Saturday, July 20, 2013	16:40	0:10	47	59	49	44	1959	13.0	268	19	0.6	3.5	0.0
Saturday, July 20, 2013	16:50	0:10	44	51	46	40	1996	15.1	281	19	0.9	5.2	0.0

Table A-2: Location B Summer Compliance Evaluation

Date	Time	Duration	Leq	Lmax	L(10)	L(90)	WT E2	WT E2	Onsite Met	Onsite Met	Loc. 6	Loc. 6	Loc. 6
	Start Time	(min)	(dBA)	(dBA)	(dBA)	(dBA)	Output (kW)	HH WS (m/s)	WD @ 75m (degrees)	Temp. (°C)	Avg. WS @ 2m (m/s)	Gust WS @ 2m (m/s)	Precip. (mm)
Saturday, July 20, 2013	17:00	0:10	45	53	47	41	1992	15.5	276	19	0.0	1.5	0.0
Saturday, July 20, 2013	17:10	0:10	46	54	48	42	1966	14.3	276	19	0.2	3.2	0.0
Saturday, July 20, 2013	17:20	0:10	47	54	49	44	1983	13.9	274	19	0.2	3.0	0.0
Saturday, July 20, 2013	17:30	0:10	45	55	47	41	1999	14.1	273	20	0.0	1.5	0.0
Saturday, July 20, 2013	17:40	0:10	46	56	49	41	1992	14.5	270	21	0.2	3.2	0.0
Saturday, July 20, 2013	17:50	0:10	46	60	48	42	1998	14.4	270	20	0.7	4.6	0.0
Saturday, July 20, 2013	18:00	0:10	46	59	48	42	1979	12.8	265	21	0.0	1.5	0.0
Saturday, July 20, 2013	18:10	0:10	47	61	50	42	1958	12.6	262	21	0.2	2.8	0.0
Saturday, July 20, 2013	18:20	0:10	46	56	49	41	1863	11.7	257	21	0.2	2.4	0.0
Saturday, July 20, 2013	18:30	0:10	45	57	47	40	1711	11.0	256	21	0.4	3.3	0.0
Saturday, July 20, 2013	18:40	0:10	45	58	47	39	1647	10.8	261	20	0.4	3.7	0.0
Saturday, July 20, 2013	18:50	0:10	43	56	46	38	1908	12.0	268	20	0.2	2.4	0.0
Saturday, July 20, 2013	19:00	0:10	54	63	58	40	1733	11.5	276	20	0.2	3.0	0.0
Saturday, July 20, 2013	19:10	0:10	46	57	49	41	1261	10.1	284	20	0.4	3.7	0.0
Saturday, July 20, 2013	19:20	0:10	45	59	47	40	1279	9.7	299	20	0.2	2.8	0.0
Saturday, July 20, 2013	19:30	0:10	43	58	46	38	1710	11.0	280	20	0.4	3.0	0.0
Saturday, July 20, 2013	19:40	0:10	41	60	43	36	1644	11.0	288	20	0.4	4.6	0.0
Saturday, July 20, 2013	19:50	0:10	42	63	45	37	1735	11.6	299	20	0.2	1.7	0.0
Saturday, July 20, 2013	20:00	0:10	42	63	43	35	1526	10.6	293	19	0.0	1.7	0.0
Saturday, July 20, 2013	20:10	0:10	41	60	43	35	1418	10.5	297	19	0.0	2.2	0.0
Saturday, July 20, 2013	20:20	0:10	41	60	43	34	1434	10.5	297	19	0.0	0.0	0.0
Saturday, July 20, 2013	20:30	0:10	41	59	43	36	1193	9.9	292	19	0.0	0.0	0.0
Saturday, July 20, 2013	20:40	0:10	39	50	41	36	1241	9.9	291	19	0.0	0.0	0.0
Saturday, July 20, 2013	20:50	0:10	39	55	40	36	887	8.6	295	19	0.0	2.4	0.0
Saturday, July 20, 2013	21:00	0:10	40	57	42	36	714	8.1	304	19	0.0	0.0	0.0
Saturday, July 20, 2013	21:10	0:10	39	54	41	35	662	7.9	314	19	0.0	0.0	0.0
Saturday, July 20, 2013	21:20	0:10	42	68	42	35	709	8.0	303	19	0.0	0.0	0.0
Saturday, July 20, 2013	21:30	0:10	39	54	42	34	453	7.1	300	18	0.0	0.0	0.0
Saturday, July 20, 2013	21:40	0:10	37	53	39	33	385	6.8	303	19	0.0	0.0	0.0
Saturday, July 20, 2013	21:50	0:10	40	52	42	35	351	6.6	299	18	0.0	0.0	0.0
Saturday, July 20, 2013	22:00	0:10	40	67	41	35	305	6.3	307	18	0.0	0.0	0.0
Saturday, July 20, 2013	22:10	0:10	39	55	41	36	285	6.1	302	18	0.0	0.0	0.0
Saturday, July 20, 2013	22:20	0:10	39	52	41	36	205	5.5	300	18	0.0	0.0	0.0
Saturday, July 20, 2013	22:30	0:10	40	59	41	35	138	4.9	301	18	0.0	0.0	0.0
Saturday, July 20, 2013	22:40	0:10	36	52	38	33	133	4.9	302	18	0.0	0.0	0.0
Saturday, July 20, 2013	22:50	0:10	38	53	39	35	168	5.2	295	18	0.0	0.0	0.0
Saturday, July 20, 2013	23:00	0:10	36	49	38	32	119	4.8	290	18	0.0	0.0	0.0
Saturday, July 20, 2013	23:10	0:10	33	49	35	30	82	4.6	289	17	0.0	0.0	0.0
Saturday, July 20, 2013	23:20	0:10	34	48	36	29	97	4.5	285	17	0.0	0.0	0.0
Saturday, July 20, 2013	23:30	0:10	35	47	38	30	160	5.1	285	17	0.0	0.0	0.0
Saturday, July 20, 2013	23:40	0:10	32	41	35	29	173	5.2	285	17	0.0	0.0	0.0
Saturday, July 20, 2013	23:50	0:10	32	45	34	29	177	5.2	282	17	0.0	0.0	0.0
Sunday, July 21, 2013	0:00	0:10	32	50	34	29	276	5.9	279	17	0.0	0.0	0.0
Sunday, July 21, 2013	0:10	0:10	32	49	35	28	285	6.0	277	17	0.0	0.0	0.0
Sunday, July 21, 2013	0:20	0:10	32	46	35	29	164	5.2	275	17	0.0	0.0	0.0
Sunday, July 21, 2013	0:30	0:10	33	47	35	29	164	5.3	276	17	0.0	0.0	0.0
Sunday, July 21, 2013	0:40	0:10	33	45	36	28	396	6.7	277	17	0.0	0.0	0.0
Sunday, July 21, 2013	0:50	0:10	32	43	35	28	454	6.8	282	17	0.0	0.0	0.0
Sunday, July 21, 2013	1:00	0:10	31	46	34	28	383	6.6	296	17	0.0	0.0	0.0
Sunday, July 21, 2013	1:10	0:10	34	48	37	29	341	6.4	294	17	0.0	0.0	0.0
Sunday, July 21, 2013	1:20	0:10	32	47	34	28	145	5.0	282	17	0.0	0.0	0.0
Sunday, July 21, 2013	1:30	0:10	33	46	35	28	26	3.7	288	17	0.0	0.0	0.0
Sunday, July 21, 2013	1:40	0:10	32	43	35	27	36	4.0	311	17	0.0	0.0	0.0
Sunday, July 21, 2013	1:50	0:10	32	40	35	28	31	3.8	320	16	0.0	0.0	0.0
Sunday, July 21, 2013	2:00	0:10	32	39	34	28	-4	5.0	322	16	0.0	0.0	0.0
Sunday, July 21, 2013	2:10	0:10	33	53	35	28	-4	6.6	313	16	0.0	0.0	0.0
Sunday, July 21, 2013	2:20	0:10	32	40	35	28	-4	6.8	311	16	0.0	0.0	0.0
Sunday, July 21, 2013	2:30	0:00	33	46	35	28	-4	6.1	319	16	0.0	0.0	0.0
Sunday, July 21, 2013	2:40						-4	5.9	320	16	0.0	0.0	0.0
Sunday, July 21, 2013	2:50						-4	6.9	319	16	0.0	0.0	0.0
Sunday, July 21, 2013	3:00						153	5.7	317	16	0.0	0.0	0.0
Sunday, July 21, 2013	3:10						198	5.4	323	16	0.0	0.0	0.0
Sunday, July 21, 2013	3:20						256	5.8	322	16	0.0	0.0	0.0
Sunday, July 21, 2013	3:30						188	5.4	324	16	0.0	0.0	0.0
Sunday, July 21, 2013	3:40						121	4.5	331	15	0.0	0.0	0.0
Sunday, July 21, 2013	3:50						10	3.1	336	16	0.0	0.0	0.0
Sunday, July 21, 2013	4:00						6	2.9	340	15	0.0	0.0	0.0
Sunday, July 21, 2013	4:10						7	2.9	348	15	0.0	0.0	0.0
Sunday, July 21, 2013	4:20						54	4.1	346	16	0.0	0.0	0.0
Sunday, July 21, 2013	4:30						121	4.8	340	16	0.0	0.0	0.0
Sunday, July 21, 2013	4:40						108	4.6	332	16	0.0	0.0	0.0
Sunday, July 21, 2013	4:50						256	5.9	320	16	0.0	0.0	0.0
Sunday, July 21, 2013	5:00						236	5.6	322	15	0.0	0.0	0.0
Sunday, July 21, 2013	5:10						174	5.3	323	15	0.0	0.0	0.0
Sunday, July 21, 2013	5:20						188	5.4	319	15	0.0	0.0	0.0
Sunday, July 21, 2013	5:30						263	5.8	313	15	0.0	0.0	0.0
Sunday, July 21, 2013	5:40						263	5.9	316	15	0.0	0.0	0.0
Sunday, July 21, 2013	5:50						227	5.7	323	15	0.0	0.0	0.0
Sunday, July 21, 2013	6:00						143	4.9	327	15	0.0	0.0	0.0
Sunday, July 21, 2013	6:10						137	4.6	328	16	0.0	0.0	0.0
Sunday, July 21, 2013	6:20						111	4.5	335	16	0.0	0.0	0.0
Sunday, July 21, 2013	6:30						93	4.2	338	16	0.0	0.0	0.0
Sunday, July 21, 2013	6:40						176	5.2	333	16	0.0	0.0	0.0
Sunday, July 21, 2013	6:50						212	5.5	329	16	0.0	0.0	0.0
Sunday, July 21, 2013	7:00						191	5.2	313	17	0.0	0.0	0.0
Sunday, July 21, 2013	7:10						250	5.7	320	17	0.0	0.0	0.0
Sunday, July 21, 2013	7:20						91	4.2	324	17	0.0	0.0	0.0
Sunday, July 21, 2013	7:30						45	3.7	335	17	0.0	0.0	0.0
Sunday, July 21, 2013	7:40						0	2.8	333	17	0.0	0.0	0.0
Sunday, July 21, 2013	7:50						13	3.0	322	18	0.0	0.0	0.0
Sunday, July 21, 2013	8:00						27	3.5	329	18	0.0	0.0	0.0
Sunday, July 21, 2013	8:10						0	2.7	310	18	0.0	0.0	0.0
Sunday, July 21, 2013	8:20						-6	2.1	298	18	0.0	0.0	0.0

Table A-2: Location B Summer Compliance Evaluation

Date	Time	Duration	Leq	Lmax	L(10)	L(90)	WT E2	WT E2	Onsite Met	Onsite Met	Loc. 6	Loc. 6	Loc. 6
	Start Time	(min)	(dBA)	(dBA)	(dBA)	(dBA)	Output (kW)	HH WS (m/s)	WD @ 75m (degrees)	Temp. (°C)	Avg. WS @ 2m (m/s)	Gust WS @ 2m (m/s)	Precip. (mm)
Sunday, July 21, 2013	8:30						5	3.0	295	19	0.0	0.7	0.0
Sunday, July 21, 2013	8:40						51	3.8	294	19	0.0	0.0	0.0
Sunday, July 21, 2013	8:50						33	3.4	319	19	0.0	1.3	0.0
Sunday, July 21, 2013	9:00						5	3.1	315	19	0.0	0.0	0.0
Sunday, July 21, 2013	9:10						-2	2.7	303	19	0.0	0.0	0.0
Sunday, July 21, 2013	9:20						21	3.4	265	19	0.0	0.0	0.0
Sunday, July 21, 2013	9:30						31	3.6	272	19	0.0	0.0	0.0
Sunday, July 21, 2013	9:40						16	3.3	275	20	0.0	0.0	0.0
Sunday, July 21, 2013	9:50						10	3.3	302	20	0.0	0.0	0.0
Sunday, July 21, 2013	10:00						30	3.6	316	21	0.0	0.2	0.0
Sunday, July 21, 2013	10:10						-5	2.6	307	20	0.0	0.0	0.0
Sunday, July 21, 2013	10:20						14	3.3	304	20	0.0	1.9	0.0
Sunday, July 21, 2013	10:30						24	3.4	305	20	0.0	0.0	0.0
Sunday, July 21, 2013	10:40						26	3.6	306	20	0.0	0.9	0.0
Sunday, July 21, 2013	10:50						78	4.3	301	20	0.0	0.7	0.0
Sunday, July 21, 2013	11:00						80	4.2	300	20	0.0	0.0	0.0
Sunday, July 21, 2013	11:10						87	4.3	294	20	0.0	1.7	0.0
Sunday, July 21, 2013	11:20						107	4.7	300	21	0.0	0.0	0.0
Sunday, July 21, 2013	11:30						115	4.6	301	21	0.0	0.4	0.0
Sunday, July 21, 2013	11:40						92	4.6	308	21	0.0	0.6	0.0
Sunday, July 21, 2013	11:50						150	5.2	305	21	0.0	0.7	0.0
Sunday, July 21, 2013	12:00						121	5.1	286	21	0.0	0.9	0.0
Sunday, July 21, 2013	12:10						115	4.6	305	21	0.0	0.2	0.0
Sunday, July 21, 2013	12:20						96	4.5	298	21	0.0	0.4	0.0
Sunday, July 21, 2013	12:30						91	4.5	292	21	0.2	2.8	0.0
Sunday, July 21, 2013	12:40						97	4.4	302	22	0.4	2.0	0.0
Sunday, July 21, 2013	12:50						69	4.4	314	21	0.2	2.4	0.0
Sunday, July 21, 2013	13:00						62	4.7	300	21	0.0	1.7	0.0
Sunday, July 21, 2013	13:10						108	4.5	294	21	0.4	2.2	0.0
Sunday, July 21, 2013	13:20						122	4.6	343	21	0.4	2.2	0.0
Sunday, July 21, 2013	13:30						79	4.4	339	21	0.4	1.9	0.0
Sunday, July 21, 2013	13:40						107	4.3	339	21	0.2	2.0	0.0
Sunday, July 21, 2013	13:50						50	3.7	323	21	0.0	2.0	0.0
Sunday, July 21, 2013	14:00						-5	4.1	315	22	0.0	0.4	0.0
Sunday, July 21, 2013	14:10						-4	4.0	316	22	0.0	0.2	0.0
Sunday, July 21, 2013	14:20						-4	2.2	299	23	0.0	0.0	0.0
Sunday, July 21, 2013	14:30						-4	3.3	312	22	0.4	2.4	0.0
Sunday, July 21, 2013	14:40						-4	2.5	284	22	0.4	2.8	0.0
Sunday, July 21, 2013	14:50						-3	3.2	289	22	0.0	1.9	0.0
Sunday, July 21, 2013	15:00						58	4.7	330	22	0.2	2.2	0.0
Sunday, July 21, 2013	15:10						48	3.7	330	22	0.0	1.1	0.0
Sunday, July 21, 2013	15:20						110	4.6	318	21	0.2	2.2	0.0
Sunday, July 21, 2013	15:30						146	5.0	318	21	0.2	1.3	0.0
Sunday, July 21, 2013	15:40						90	4.4	327	22	0.2	1.9	0.0
Sunday, July 21, 2013	15:50						33	4.3	304	22	0.0	0.9	0.0
Sunday, July 21, 2013	16:00						205	5.5	321	22	0.0	0.9	0.0
Sunday, July 21, 2013	16:10						126	4.8	329	22	0.6	3.7	0.0
Sunday, July 21, 2013	16:20						110	4.5	331	22	0.0	1.7	0.0
Sunday, July 21, 2013	16:30						62	4.0	337	22	0.0	3.3	0.0
Sunday, July 21, 2013	16:40						9	2.6	330	23	0.0	0.0	0.0
Sunday, July 21, 2013	16:50						21	3.2	326	23	0.0	0.0	0.0
Sunday, July 21, 2013	17:00						1	2.8	314	22	0.0	1.7	0.0
Sunday, July 21, 2013	17:10						30	3.4	328	22	0.0	0.0	0.0
Sunday, July 21, 2013	17:20						35	3.4	312	22	0.0	0.4	0.0
Sunday, July 21, 2013	17:30						-4	2.4	329	22	0.0	0.0	0.0
Sunday, July 21, 2013	17:40						35	3.7	322	22	0.0	0.0	0.0
Sunday, July 21, 2013	17:50						30	3.5	326	22	0.0	0.0	0.0
Sunday, July 21, 2013	18:00						31	3.5	308	22	0.0	0.0	0.0
Sunday, July 21, 2013	18:10						-1	2.8	316	21	0.0	0.0	0.0
Sunday, July 21, 2013	18:20						26	3.3	311	21	0.0	0.0	0.0
Sunday, July 21, 2013	18:30						45	3.7	310	21	0.0	0.0	0.0
Sunday, July 21, 2013	18:40						16	3.2	326	21	0.0	0.6	0.0
Sunday, July 21, 2013	18:50						40	3.6	315	21	0.0	1.1	0.0
Sunday, July 21, 2013	19:00						36	3.6	320	21	0.0	0.2	0.0
Sunday, July 21, 2013	19:10						50	3.9	321	20	0.0	0.0	0.0
Sunday, July 21, 2013	19:20						55	3.8	314	20	0.0	0.0	0.0
Sunday, July 21, 2013	19:30						49	3.7	309	19	0.0	0.0	0.0
Sunday, July 21, 2013	19:40						58	3.9	319	19	0.0	0.0	0.0
Sunday, July 21, 2013	19:50						59	3.9	320	19	0.0	0.0	0.0
Sunday, July 21, 2013	20:00						38	3.6	320	19	0.0	0.0	0.0
Sunday, July 21, 2013	20:10						14	3.2	323	18	0.0	0.0	0.0
Sunday, July 21, 2013	20:20						-6	2.5	321	18	0.0	0.0	0.0
Sunday, July 21, 2013	20:30						-5	2.0	321	18	0.0	0.0	0.0
Sunday, July 21, 2013	20:40						-4	2.0	321	17	0.0	0.0	0.0
Sunday, July 21, 2013	20:50						-4	1.8	321	17	0.0	0.0	0.0
Sunday, July 21, 2013	21:00						-4	1.6	321	18	0.0	0.0	0.0
Sunday, July 21, 2013	21:10						-4	1.9	321	17	0.0	0.0	0.0
Sunday, July 21, 2013	21:20						-2	1.0	97	17	0.0	0.0	0.0
Sunday, July 21, 2013	21:30						-1	1.2	102	17	0.0	0.0	0.0
Sunday, July 21, 2013	21:40						-1	1.7	88	17	0.0	0.0	0.0
Sunday, July 21, 2013	21:50						-1	2.0	132	17	0.0	0.0	0.0
Sunday, July 21, 2013	22:00						-1	1.1	132	17	0.0	0.0	0.0
Sunday, July 21, 2013	22:10						-1	0.7	132	17	0.0	0.0	0.0
Sunday, July 21, 2013	22:20						-1	0.6	133	17	0.0	0.0	0.0
Sunday, July 21, 2013	22:30						-1	0.9	153	17	0.0	0.0	0.0
Sunday, July 21, 2013	22:40						-1	2.1	153	17	0.0	0.0	0.0
Sunday, July 21, 2013	22:50						-1	2.3	146	17	0.0	0.0	0.0
Sunday, July 21, 2013	23:00						-1	3.0	141	17	0.0	0.0	0.0
Sunday, July 21, 2013	23:10						-6	3.2	136	17	0.0	0.0	0.0
Sunday, July 21, 2013	23:20						-1	3.1	123	17	0.0	0.0	0.0
Sunday, July 21, 2013	23:30						-11	2.9	127	17	0.0	0.0	0.0
Sunday, July 21, 2013	23:40						-4	2.4	112	17	0.0	0.0	0.0
Sunday, July 21, 2013	23:50						-4	2.3	114	17	0.0	0.0	0.0

Table A-2: Location B Summer Compliance Evaluation

Date	Time	Duration	Leq	Lmax	L(10)	L(90)	WT E2	WT E2	Onsite Met	Onsite Met	Loc. 6	Loc. 6	Loc. 6
	Start Time	(min)	(dBA)	(dBA)	(dBA)	(dBA)	Output (kW)	HH WS (m/s)	WD @ 75m (degrees)	Temp. (°C)	Avg. WS @ 2m (m/s)	Gust WS @ 2m (m/s)	Precip. (mm)
Monday, July 22, 2013	0:00						-5	2.1	106	17	0.0	0.0	0.0
Monday, July 22, 2013	0:10						-4	2.5	92	17	0.0	0.0	0.0
Monday, July 22, 2013	0:20						-5	2.6	91	17	0.0	0.0	0.0
Monday, July 22, 2013	0:30						-4	1.6	98	16	0.0	0.0	0.0
Monday, July 22, 2013	0:40						-1	1.9	96	16	0.0	0.0	0.0
Monday, July 22, 2013	0:50						0	2.2	83	15	0.0	0.0	0.0
Monday, July 22, 2013	1:00						-1	2.3	95	15	0.0	0.0	0.0
Monday, July 22, 2013	1:10						0	2.2	87	15	0.0	0.0	0.0
Monday, July 22, 2013	1:20						0	1.7	83	15	0.0	0.0	0.0
Monday, July 22, 2013	1:30						-1	1.6	71	16	0.0	0.0	0.0
Monday, July 22, 2013	1:40						-1	1.6	69	16	0.0	0.0	0.0
Monday, July 22, 2013	1:50						-1	1.8	56	16	0.0	0.0	0.0
Monday, July 22, 2013	2:00						0	2.8	55	16	0.0	0.0	0.0
Monday, July 22, 2013	2:10						0	2.4	57	16	0.0	0.0	0.0
Monday, July 22, 2013	2:20						0	3.1	69	16	0.0	0.0	0.0
Monday, July 22, 2013	2:30						0	3.6	78	16	0.0	0.0	0.0
Monday, July 22, 2013	2:40						0	4.2	90	16	0.0	0.0	0.0
Monday, July 22, 2013	2:50						0	4.1	92	16	0.0	0.0	0.0
Monday, July 22, 2013	3:00						28	3.9	99	16	0.0	0.0	0.0
Monday, July 22, 2013	3:10						68	4.3	86	16	0.0	0.0	0.0
Monday, July 22, 2013	3:20						55	4.0	96	15	0.0	0.0	0.0
Monday, July 22, 2013	3:30						40	3.8	104	15	0.0	0.0	0.0
Monday, July 22, 2013	3:40						10	3.4	100	15	0.0	0.0	0.0
Monday, July 22, 2013	3:50						14	3.3	100	15	0.0	0.0	0.0
Monday, July 22, 2013	4:00						41	3.8	91	15	0.0	0.0	0.0
Monday, July 22, 2013	4:10						46	4.0	80	15	0.0	0.0	0.0
Monday, July 22, 2013	4:20						67	4.2	82	15	0.0	0.0	0.0
Monday, July 22, 2013	4:30						60	4.1	86	15	0.0	0.0	0.0
Monday, July 22, 2013	4:40						48	4.0	89	15	0.0	0.0	0.0
Monday, July 22, 2013	4:50						61	4.1	91	15	0.0	0.0	0.0
Monday, July 22, 2013	5:00						97	4.5	86	15	0.0	0.0	0.0
Monday, July 22, 2013	5:10						78	4.4	87	15	0.0	0.0	0.0
Monday, July 22, 2013	5:20						140	4.9	88	15	0.0	0.0	0.0
Monday, July 22, 2013	5:30						193	5.5	90	15	0.0	0.0	0.0
Monday, July 22, 2013	5:40						124	4.7	91	15	0.0	0.0	0.0
Monday, July 22, 2013	5:50						99	4.7	96	15	0.0	0.0	0.0
Monday, July 22, 2013	6:00						110	4.7	101	15	0.0	0.0	0.0
Monday, July 22, 2013	6:10						139	4.9	99	15	0.0	0.0	0.0
Monday, July 22, 2013	6:20						58	4.1	102	15	0.0	0.0	0.0
Monday, July 22, 2013	6:30						124	4.9	101	16	0.0	0.0	0.0
Monday, July 22, 2013	6:40						107	4.6	100	16	0.0	0.0	0.0
Monday, July 22, 2013	6:50						114	4.9	97	16	0.0	0.0	0.0
Monday, July 22, 2013	7:00						95	4.6	96	16	0.0	0.0	0.0
Monday, July 22, 2013	7:10						113	5.1	90	16	0.0	0.0	0.0
Monday, July 22, 2013	7:20						136	5.0	86	16	0.0	0.0	0.0
Monday, July 22, 2013	7:30						164	5.2	88	16	0.0	0.0	0.0
Monday, July 22, 2013	7:40						197	5.3	87	16	0.0	0.0	0.0
Monday, July 22, 2013	7:50						221	5.7	86	15	0.0	0.0	0.0
Monday, July 22, 2013	8:00						219	5.7	90	15	0.0	0.0	0.0
Monday, July 22, 2013	8:10						234	5.7	87	15	0.0	0.0	0.0
Monday, July 22, 2013	8:20						314	6.2	89	15	0.0	0.0	0.0
Monday, July 22, 2013	8:30						323	6.1	92	15	0.0	0.0	0.0
Monday, July 22, 2013	8:40						491	7.2	97	15	0.0	0.0	0.0
Monday, July 22, 2013	8:50						450	7.0	103	15	0.0	0.0	0.0
Monday, July 22, 2013	9:00						321	6.3	101	16	0.0	0.0	0.0
Monday, July 22, 2013	9:10						237	5.7	91	16	0.0	0.0	0.0
Monday, July 22, 2013	9:20						178	5.4	89	16	0.0	0.0	0.0
Monday, July 22, 2013	9:30						172	5.1	105	16	0.0	0.0	0.0
Monday, July 22, 2013	9:40						108	4.5	118	16	0.0	0.0	0.0
Monday, July 22, 2013	9:50						94	4.5	122	16	0.0	0.0	0.0
Monday, July 22, 2013	10:00						81	4.3	131	16	0.0	0.4	0.0
Monday, July 22, 2013	10:10						67	4.3	129	17	0.0	0.0	0.0
Monday, July 22, 2013	10:20						134	4.7	126	18	0.0	0.0	0.0
Monday, July 22, 2013	10:30						147	4.7	127	18	0.0	0.0	0.0
Monday, July 22, 2013	10:40						127	4.6	130	18	0.0	0.0	0.0
Monday, July 22, 2013	10:50						140	4.9	130	18	0.0	0.0	0.0
Monday, July 22, 2013	11:00						157	4.9	123	18	0.0	0.0	0.0
Monday, July 22, 2013	11:10						167	5.0	124	18	0.0	0.0	0.0
Monday, July 22, 2013	11:20						219	5.5	128	18	0.0	0.0	0.0
Monday, July 22, 2013	11:30						180	5.2	136	18	0.0	0.0	0.0
Monday, July 22, 2013	11:40						149	4.8	137	18	0.0	0.0	0.0
Monday, July 22, 2013	11:50						109	4.5	140	17	0.0	0.0	0.0
Monday, July 22, 2013	12:00						156	4.9	140	17	0.0	0.0	0.0
Monday, July 22, 2013	12:10						121	4.6	138	17	0.0	0.0	0.0
Monday, July 22, 2013	12:20						84	4.1	141	17	0.0	0.7	0.0
Monday, July 22, 2013	12:30						75	4.0	143	17	0.0	0.0	0.0
Monday, July 22, 2013	12:40						17	3.0	142	17	0.0	0.0	0.0
Monday, July 22, 2013	12:50						-9	2.7	146	17	0.0	1.3	0.0
Monday, July 22, 2013	13:00						8	3.7	134	17	0.0	0.0	0.0
Monday, July 22, 2013	13:10						6	3.0	123	18	0.0	0.0	0.0
Monday, July 22, 2013	13:20						-4	2.5	137	18	0.0	0.0	0.0
Monday, July 22, 2013	13:30						-3	2.3	141	18	0.0	0.0	0.0
Monday, July 22, 2013	13:40						101	4.5	143	18	0.0	0.0	0.0
Monday, July 22, 2013	13:50						63	4.2	148	18	0.0	0.0	0.0
Monday, July 22, 2013	14:00						-2	3.7	154	18	0.0	0.0	0.0
Monday, July 22, 2013	14:10						-4	4.5	144	18	0.0	0.0	0.0
Monday, July 22, 2013	14:20						-4	3.9	144	18	0.0	0.0	0.0
Monday, July 22, 2013	14:30						-4	3.5	153	18	0.0	0.0	0.0
Monday, July 22, 2013	14:40						-4	3.8	152	18	0.0	0.0	0.0
Monday, July 22, 2013	14:50						-4	3.0	155	19	0.0	0.0	0.0
Monday, July 22, 2013	15:00						-4	3.0	162	19	0.0	0.0	0.0
Monday, July 22, 2013	15:10						-6	2.6	160	18	0.0	0.0	0.0
Monday, July 22, 2013	15:20						-6	2.8	152	18	0.0	0.0	0.0

Table A-2: Location B Summer Compliance Evaluation

Date	Time	Duration	Leq	Lmax	L(10)	L(90)	WT E2	WT E2	Onsite Met	Onsite Met	Loc. 6	Loc. 6	Loc. 6
	Start Time	(min)	(dBA)	(dBA)	(dBA)	(dBA)	Output (kW)	HH WS (m/s)	WD @ 75m (degrees)	Temp. (°C)	Avg. WS @ 2m (m/s)	Gust WS @ 2m (m/s)	Precip. (mm)
Monday, July 22, 2013	15:30						11	3.0	138	18	0.0	0.0	0.0
Monday, July 22, 2013	15:40						1	3.0	138	19	0.0	0.0	0.0
Monday, July 22, 2013	15:50						59	4.1	116	19	0.0	0.0	0.0
Monday, July 22, 2013	16:00						49	3.9	104	19	0.0	0.0	0.0
Monday, July 22, 2013	16:10						74	4.1	108	18	0.0	0.0	0.0
Monday, July 22, 2013	16:20						117	4.6	119	18	0.0	0.0	0.0
Monday, July 22, 2013	16:30						152	4.8	122	19	0.0	0.0	0.0
Monday, July 22, 2013	16:40						206	5.3	124	18	0.0	0.0	0.0
Monday, July 22, 2013	16:50						199	5.3	133	18	0.0	0.0	0.0
Monday, July 22, 2013	17:00						180	5.2	131	18	0.0	0.0	0.0
Monday, July 22, 2013	17:10						147	4.9	126	18	0.0	0.0	0.0
Monday, July 22, 2013	17:20						109	4.4	125	18	0.0	0.0	0.0
Monday, July 22, 2013	17:30						140	4.8	124	19	0.0	0.0	0.0
Monday, July 22, 2013	17:40						157	5.0	128	19	0.0	0.0	0.0
Monday, July 22, 2013	17:50						109	4.7	113	19	0.0	0.0	0.0
Monday, July 22, 2013	18:00						88	4.3	111	19	0.0	0.0	0.0
Monday, July 22, 2013	18:10						98	4.3	106	19	0.0	0.0	0.0
Monday, July 22, 2013	18:20						67	4.1	110	19	0.0	0.0	0.0
Monday, July 22, 2013	18:30						31	4.2	97	18	0.0	0.0	0.0
Monday, July 22, 2013	18:40						61	4.0	102	18	0.0	0.0	0.0
Monday, July 22, 2013	18:50						127	4.8	104	18	0.0	0.0	0.0
Monday, July 22, 2013	19:00						117	4.7	106	18	0.0	0.0	0.0
Monday, July 22, 2013	19:10						116	4.5	106	18	0.0	0.0	0.0
Monday, July 22, 2013	19:20						129	4.7	102	18	0.0	0.0	0.0
Monday, July 22, 2013	19:30						197	5.4	105	18	0.0	0.0	0.0
Monday, July 22, 2013	19:40						200	5.6	110	18	0.0	0.0	0.0
Monday, July 22, 2013	19:50						166	5.1	111	18	0.0	0.0	0.0
Monday, July 22, 2013	20:00						119	4.6	106	18	0.0	0.0	0.0
Monday, July 22, 2013	20:10						98	4.5	107	18	0.0	0.0	0.0
Monday, July 22, 2013	20:20						138	4.9	105	18	0.0	0.0	0.0
Monday, July 22, 2013	20:30						179	5.4	106	18	0.0	0.0	0.0
Monday, July 22, 2013	20:40						149	5.0	105	18	0.0	0.0	0.0
Monday, July 22, 2013	20:50						175	5.2	103	18	0.0	0.0	0.0
Monday, July 22, 2013	21:00						137	4.8	102	18	0.0	0.0	0.0
Monday, July 22, 2013	21:10						102	4.7	106	18	0.0	0.0	0.0
Monday, July 22, 2013	21:20						107	4.7	103	18	0.0	0.0	0.0
Monday, July 22, 2013	21:30						174	5.2	99	18	0.0	0.0	0.0
Monday, July 22, 2013	21:40						166	5.2	102	18	0.0	0.0	0.0
Monday, July 22, 2013	21:50						186	5.5	108	18	0.0	0.0	0.0
Monday, July 22, 2013	22:00						188	5.3	119	18	0.0	0.0	0.0
Monday, July 22, 2013	22:10						181	5.3	120	18	0.0	0.0	0.0
Monday, July 22, 2013	22:20						329	6.4	132	18	0.0	0.0	0.0
Monday, July 22, 2013	22:30						218	5.4	136	17	0.0	0.0	0.0
Monday, July 22, 2013	22:40						299	6.1	130	17	0.0	0.0	0.0
Monday, July 22, 2013	22:50						367	6.6	131	17	0.0	0.0	0.0
Monday, July 22, 2013	23:00						266	5.8	131	17	0.0	0.0	0.0
Monday, July 22, 2013	23:10						160	5.0	131	17	0.0	0.0	0.0
Monday, July 22, 2013	23:20						174	5.1	129	17	0.0	0.0	0.0
Monday, July 22, 2013	23:30						124	4.7	130	17	0.0	0.0	0.0
Monday, July 22, 2013	23:40						123	4.8	131	17	0.0	0.0	0.0
Monday, July 22, 2013	23:50						149	4.9	134	16	0.0	0.0	0.0
Tuesday, July 23, 2013	0:00						215	5.5	127	16	0.0	0.0	0.0
Tuesday, July 23, 2013	0:10						212	5.4	127	16	0.0	0.0	0.0
Tuesday, July 23, 2013	0:20						222	5.7	122	16	0.0	0.0	0.0
Tuesday, July 23, 2013	0:30						248	5.8	123	16	0.0	0.0	0.0
Tuesday, July 23, 2013	0:40						201	5.3	119	16	0.0	0.0	0.0
Tuesday, July 23, 2013	0:50						153	5.2	108	16	0.0	0.0	0.0
Tuesday, July 23, 2013	1:00						242	5.8	102	16	0.0	0.0	0.0
Tuesday, July 23, 2013	1:10						181	5.3	103	16	0.0	0.0	0.0
Tuesday, July 23, 2013	1:20						194	5.4	110	15	0.0	0.0	0.0
Tuesday, July 23, 2013	1:30						195	5.5	109	15	0.0	0.0	0.0
Tuesday, July 23, 2013	1:40						296	6.3	104	15	0.0	0.0	0.0
Tuesday, July 23, 2013	1:50						156	6.1	100	15	0.0	0.0	0.0
Tuesday, July 23, 2013	2:00						-4	6.4	99	15	0.0	0.0	0.0
Tuesday, July 23, 2013	2:10						-4	6.5	93	15	0.0	0.0	0.0
Tuesday, July 23, 2013	2:20						-4	6.8	91	15	0.0	0.0	0.0
Tuesday, July 23, 2013	2:30						-4	7.0	98	15	0.0	0.0	0.0
Tuesday, July 23, 2013	2:40						-4	6.7	100	15	0.0	0.0	0.3
Tuesday, July 23, 2013	2:50						-2	7.1	97	15	0.0	0.0	0.0
Tuesday, July 23, 2013	3:00						395	7.3	94	15	0.0	0.0	0.0
Tuesday, July 23, 2013	3:10						455	7.2	89	15	0.0	0.0	0.3
Tuesday, July 23, 2013	3:20						469	7.4	86	15	0.0	0.0	0.3
Tuesday, July 23, 2013	3:30						440	7.2	81	14	0.0	0.0	0.0
Tuesday, July 23, 2013	3:40						352	7.0	75	14	0.0	0.0	0.3
Tuesday, July 23, 2013	3:50						377	6.8	76	14	0.0	0.0	0.3
Tuesday, July 23, 2013	4:00						323	6.2	76	15	0.0	0.0	0.3
Tuesday, July 23, 2013	4:10						255	5.8	75	15	0.0	0.0	0.3
Tuesday, July 23, 2013	4:20						195	5.6	74	15	0.0	0.0	0.5
Tuesday, July 23, 2013	4:30						202	5.9	73	15	0.0	0.0	0.3
Tuesday, July 23, 2013	4:40						293	6.5	75	15	0.0	0.0	0.5
Tuesday, July 23, 2013	4:50						215	5.7	74	15	0.0	0.0	0.3
Tuesday, July 23, 2013	5:00						183	5.6	76	15	0.0	0.0	0.0
Tuesday, July 23, 2013	5:10						178	5.3	80	15	0.0	0.0	0.0
Tuesday, July 23, 2013	5:20						203	5.5	85	15	0.0	0.0	0.3
Tuesday, July 23, 2013	5:30						91	4.5	85	15	0.0	0.0	0.3
Tuesday, July 23, 2013	5:40						73	4.5	81	15	0.0	0.0	0.5
Tuesday, July 23, 2013	5:50						25	3.9	81	15	0.0	0.0	0.3
Tuesday, July 23, 2013	6:00						31	3.9	80	15	0.0	0.0	0.3
Tuesday, July 23, 2013	6:10						92	4.7	77	15	0.0	0.0	1.3
Tuesday, July 23, 2013	6:20						185	5.5	74	15	0.0	0.0	0.8
Tuesday, July 23, 2013	6:30						114	4.8	73	15	0.0	0.0	0.5
Tuesday, July 23, 2013	6:40						130	5.0	79	15	0.0	0.0	0.5
Tuesday, July 23, 2013	6:50						122	4.9	78	15	0.0	0.0	0.8

Table A-2: Location B Summer Compliance Evaluation

Date	Time	Duration	Leq	Lmax	L(10)	L(90)	WT E2	WT E2	Onsite Met	Onsite Met	Loc. 6	Loc. 6	Loc. 6
	Start Time	(min)	(dBA)	(dBA)	(dBA)	(dBA)	Output (kW)	HH WS (m/s)	WD @ 75m (degrees)	Temp. (°C)	Avg. WS @ 2m (m/s)	Gust WS @ 2m (m/s)	Precip. (mm)
Tuesday, July 23, 2013	7:00						172	5.4	77	15	0.0	0.0	0.3
Tuesday, July 23, 2013	7:10						302	6.3	83	15	0.0	0.6	0.3
Tuesday, July 23, 2013	7:20						566	7.5	86	15	0.0	0.0	0.5
Tuesday, July 23, 2013	7:30						695	8.0	82	15	0.0	0.0	0.8
Tuesday, July 23, 2013	7:40						793	8.4	85	15	0.0	0.0	0.8
Tuesday, July 23, 2013	7:50						492	7.2	85	15	0.0	0.0	3.0
Tuesday, July 23, 2013	8:00						221	5.7	82	15	0.0	0.0	4.3
Tuesday, July 23, 2013	8:10						294	6.2	84	14	0.0	0.0	1.8
Tuesday, July 23, 2013	8:20						770	8.2	86	14	0.0	0.0	1.0
Tuesday, July 23, 2013	8:30						489	6.9	85	14	0.0	0.0	1.5
Tuesday, July 23, 2013	8:40						223	5.7	76	14	0.0	0.7	1.0
Tuesday, July 23, 2013	8:50						402	6.8	76	14	0.0	0.0	0.8
Tuesday, July 23, 2013	9:00						536	7.3	83	15	0.0	0.0	1.0
Tuesday, July 23, 2013	9:10						194	5.8	84	15	0.0	1.9	0.5
Tuesday, July 23, 2013	9:20						1	3.7	90	15	0.0	2.6	0.5
Tuesday, July 23, 2013	9:30						16	4.2	94	15	0.0	0.0	0.0
Tuesday, July 23, 2013	9:40						195	5.5	87	15	0.0	0.0	0.0
Tuesday, July 23, 2013	9:50						325	6.3	83	15	0.0	0.0	0.3
Tuesday, July 23, 2013	10:00						342	6.4	100	15	0.0	0.0	0.0
Tuesday, July 23, 2013	10:10						139	5.0	93	15	0.0	0.0	2.3
Tuesday, July 23, 2013	10:20						80	4.6	91	15	0.0	0.0	0.5
Tuesday, July 23, 2013	10:30						6	3.6	84	16	0.0	0.0	0.8
Tuesday, July 23, 2013	10:40						65	4.4	85	16	0.0	0.0	0.3
Tuesday, July 23, 2013	10:50						67	4.3	83	16	0.0	0.0	0.3
Tuesday, July 23, 2013	11:00						130	5.3	82	16	0.0	0.0	0.3
Tuesday, July 23, 2013	11:10						186	5.6	85	16	0.0	0.0	0.0
Tuesday, July 23, 2013	11:20						170	5.4	90	16	0.0	0.0	0.0
Tuesday, July 23, 2013	11:30						191	5.4	88	16	0.0	0.0	0.0
Tuesday, July 23, 2013	11:40						114	4.8	86	16	0.0	0.0	0.0
Tuesday, July 23, 2013	11:50						79	4.5	85	16	0.0	0.0	0.0
Tuesday, July 23, 2013	12:00						54	4.2	85	16	0.0	0.0	0.0
Tuesday, July 23, 2013	12:10						61	4.1	83	16	0.0	0.0	0.0
Tuesday, July 23, 2013	12:20						62	4.3	86	16	0.0	0.0	0.5
Tuesday, July 23, 2013	12:30						49	4.0	74	16	0.0	0.0	0.3
Tuesday, July 23, 2013	12:40						50	4.2	82	16	0.0	0.0	0.0
Tuesday, July 23, 2013	12:50						30	3.8	75	16	0.0	0.0	0.3
Tuesday, July 23, 2013	13:00						78	4.6	76	16	0.0	0.0	1.0
Tuesday, July 23, 2013	13:10						37	4.0	80	16	0.0	0.0	0.3
Tuesday, July 23, 2013	13:20						27	3.8	82	16	0.0	0.0	0.0
Tuesday, July 23, 2013	13:30						-2	3.2	80	16	0.0	0.0	0.0
Tuesday, July 23, 2013	13:40						-10	3.0	76	16	0.0	0.0	0.0
Tuesday, July 23, 2013	13:50						-10	2.0	82	16	0.0	0.0	0.0
Tuesday, July 23, 2013	14:00						-4	1.2	239	17	0.0	0.0	0.3
Tuesday, July 23, 2013	14:10						-4	1.3	239	17	0.0	0.0	0.0
Tuesday, July 23, 2013	14:20						-4	0.9	258	17	0.0	0.0	0.0
Tuesday, July 23, 2013	14:30						-4	0.8	258	17	0.0	0.0	0.0
Tuesday, July 23, 2013	14:40						-3	0.8	258	17	0.0	0.0	0.0
Tuesday, July 23, 2013	14:50						0	1.0	267	17	0.0	0.0	0.0
Tuesday, July 23, 2013	15:00						-1	1.7	296	18	0.0	0.0	0.0
Tuesday, July 23, 2013	15:10						-1	1.2	311	18	0.0	0.0	0.0
Tuesday, July 23, 2013	15:20						0	1.6	304	18	0.0	0.0	0.0
Tuesday, July 23, 2013	15:30						0	2.1	288	18	0.0	0.0	0.0
Tuesday, July 23, 2013	15:40						-3	3.1	294	18	0.0	0.0	0.0
Tuesday, July 23, 2013	15:50						-4	2.9	303	18	0.0	0.0	0.0
Tuesday, July 23, 2013	16:00						-2	2.7	293	18	0.0	0.0	0.0
Tuesday, July 23, 2013	16:10						94	4.4	310	18	0.0	0.0	0.0
Tuesday, July 23, 2013	16:20						175	5.3	305	18	0.0	0.0	0.0
Tuesday, July 23, 2013	16:30						332	6.4	304	18	0.0	0.0	0.0
Tuesday, July 23, 2013	16:40						245	5.8	302	18	0.0	0.2	0.0
Tuesday, July 23, 2013	16:50						266	5.8	305	18	0.0	0.0	0.0
Tuesday, July 23, 2013	17:00						494	7.2	313	19	0.0	0.6	0.0
Tuesday, July 23, 2013	17:10						435	6.9	308	19	0.2	2.0	0.0
Tuesday, July 23, 2013	17:20						620	7.7	311	19	0.0	1.1	0.0
Tuesday, July 23, 2013	17:30						486	7.1	318	19	0.0	0.0	0.0
Tuesday, July 23, 2013	17:40						321	6.1	314	19	0.0	0.4	0.0
Tuesday, July 23, 2013	17:50						197	5.4	313	20	0.0	0.2	0.0
Tuesday, July 23, 2013	18:00						536	7.4	319	19	0.0	0.6	0.0
Tuesday, July 23, 2013	18:10						738	8.1	322	19	0.0	0.0	0.0
Tuesday, July 23, 2013	18:20						571	7.6	320	19	0.0	0.0	0.0
Tuesday, July 23, 2013	18:30						855	8.6	319	19	0.0	0.0	0.0
Tuesday, July 23, 2013	18:40						796	8.4	309	19	0.0	0.2	0.0
Tuesday, July 23, 2013	18:50						517	7.2	312	19	0.0	0.6	0.0
Tuesday, July 23, 2013	19:00						323	6.3	315	19	0.0	0.2	0.0
Tuesday, July 23, 2013	19:10						456	6.9	310	19	0.0	0.0	0.0
Tuesday, July 23, 2013	19:20						348	6.5	308	19	0.0	0.0	0.0
Tuesday, July 23, 2013	19:30						293	6.2	299	19	0.0	0.0	0.0
Tuesday, July 23, 2013	19:40						260	5.9	301	18	0.0	0.0	0.0
Tuesday, July 23, 2013	19:50						121	4.8	297	18	0.0	0.0	0.0
Tuesday, July 23, 2013	20:00						58	4.1	298	18	0.0	0.0	0.0
Tuesday, July 23, 2013	20:10						49	4.1	301	18	0.0	0.0	0.0
Tuesday, July 23, 2013	20:20						46	4.1	297	18	0.0	0.0	0.0
Tuesday, July 23, 2013	20:30						41	4.0	287	17	0.0	0.0	0.0
Tuesday, July 23, 2013	20:40						12	3.4	286	17	0.0	0.0	0.0
Tuesday, July 23, 2013	20:50						-3	2.8	286	17	0.0	0.0	0.0
Tuesday, July 23, 2013	21:00						-5	3.1	273	17	0.0	0.0	0.0
Tuesday, July 23, 2013	21:10						0	3.2	261	17	0.0	0.0	0.0
Tuesday, July 23, 2013	21:20						23	3.7	262	17	0.0	0.0	0.0
Tuesday, July 23, 2013	21:30						-8	3.1	270	17	0.0	0.0	0.0
Tuesday, July 23, 2013	21:40						-11	2.9	275	17	0.0	0.0	0.0
Tuesday, July 23, 2013	21:50						-4	3.2	272	17	0.0	0.0	0.0
Tuesday, July 23, 2013	22:00						7	3.5	271	17	0.0	0.0	0.0
Tuesday, July 23, 2013	22:10						-1	3.3	246	17	0.0	0.0	0.0
Tuesday, July 23, 2013	22:20						3	3.3	249	17	0.0	0.0	0.0

Table A-2: Location B Summer Compliance Evaluation

Date	Time	Duration	Leq	Lmax	L(10)	L(90)	WT E2	WT E2	Onsite Met	Onsite Met	Loc. 6	Loc. 6	Loc. 6
	Start Time	(min)	(dBA)	(dBA)	(dBA)	(dBA)	Output (kW)	HH WS (m/s)	WD @ 75m (degrees)	Temp. (°C)	Avg. WS @ 2m (m/s)	Gust WS @ 2m (m/s)	Precip. (mm)
Tuesday, July 23, 2013	22:30						39	3.8	250	17	0.0	0.0	0.0
Tuesday, July 23, 2013	22:40						46	3.9	247	17	0.0	0.0	0.0
Tuesday, July 23, 2013	22:50						23	3.8	239	17	0.0	0.0	0.0
Tuesday, July 23, 2013	23:00						-7	2.7	222	17	0.0	0.0	0.0
Tuesday, July 23, 2013	23:10						-12	2.8	213	17	0.0	0.0	0.0
Tuesday, July 23, 2013	23:20						8	3.6	206	18	0.0	0.0	0.0
Tuesday, July 23, 2013	23:30						20	3.8	219	18	0.0	0.0	0.0
Tuesday, July 23, 2013	23:40						5	3.3	224	18	0.0	0.0	0.0
Tuesday, July 23, 2013	23:50						43	4.1	223	18	0.0	0.0	0.0
Wednesday, July 24, 2013	0:00						54	4.3	228	18	0.0	0.0	0.0
Wednesday, July 24, 2013	0:10						67	4.2	227	18	0.0	0.0	0.0
Wednesday, July 24, 2013	0:20						123	4.6	244	18	0.0	0.0	0.0
Wednesday, July 24, 2013	0:30						28	3.7	251	18	0.0	0.0	0.0
Wednesday, July 24, 2013	0:40						52	4.1	247	17	0.0	0.0	0.0
Wednesday, July 24, 2013	0:50						54	4.3	251	17	0.0	0.0	0.0
Wednesday, July 24, 2013	1:00						91	4.7	244	17	0.0	0.0	0.0
Wednesday, July 24, 2013	1:10						54	4.0	246	17	0.0	0.0	0.0
Wednesday, July 24, 2013	1:20						27	3.8	252	17	0.0	0.0	0.0
Wednesday, July 24, 2013	1:30						43	3.9	253	17	0.0	0.0	0.0
Wednesday, July 24, 2013	1:40						157	5.1	251	17	0.0	0.0	0.0
Wednesday, July 24, 2013	1:50						52	4.3	246	17	0.0	0.0	0.0
Wednesday, July 24, 2013	2:00						-4	3.9	249	17	0.0	0.0	0.0
Wednesday, July 24, 2013	2:10						-4	5.6	248	17	0.0	0.0	0.0
Wednesday, July 24, 2013	2:20						-4	4.9	248	17	0.0	0.0	0.0
Wednesday, July 24, 2013	2:30						-4	4.8	251	17	0.0	0.0	0.0
Wednesday, July 24, 2013	2:40						-4	4.5	255	17	0.0	0.0	0.0
Wednesday, July 24, 2013	2:50						-3	4.8	257	18	0.0	0.0	0.0
Wednesday, July 24, 2013	3:00						105	4.7	258	18	0.0	0.0	0.0
Wednesday, July 24, 2013	3:10						36	3.7	256	18	0.0	0.0	0.0
Wednesday, July 24, 2013	3:20						75	4.2	260	17	0.0	0.0	0.0
Wednesday, July 24, 2013	3:30						280	6.0	259	17	0.0	0.0	0.0
Wednesday, July 24, 2013	3:40						336	6.2	260	17	0.0	0.0	0.0
Wednesday, July 24, 2013	3:50						431	6.8	261	17	0.0	0.0	0.0
Wednesday, July 24, 2013	4:00						458	6.9	264	17	0.0	0.0	0.0
Wednesday, July 24, 2013	4:10						352	6.4	265	17	0.0	0.0	0.0
Wednesday, July 24, 2013	4:20						498	7.0	259	17	0.0	0.0	0.0
Wednesday, July 24, 2013	4:30						339	6.3	255	17	0.0	0.0	0.0
Wednesday, July 24, 2013	4:40						176	5.0	263	17	0.0	0.0	0.0
Wednesday, July 24, 2013	4:50						279	5.8	275	17	0.0	0.0	0.0
Wednesday, July 24, 2013	5:00						454	6.8	274	17	0.0	0.0	0.0
Wednesday, July 24, 2013	5:10						824	8.4	275	17	0.0	0.0	0.0
Wednesday, July 24, 2013	5:20						686	7.9	270	17	0.0	0.0	0.0
Wednesday, July 24, 2013	5:30						430	6.7	271	17	0.0	0.0	0.0
Wednesday, July 24, 2013	5:40						385	6.5	271	17	0.0	0.0	0.0
Wednesday, July 24, 2013	5:50						361	6.5	270	17	0.0	0.0	0.0
Wednesday, July 24, 2013	6:00						280	5.9	271	17	0.0	0.0	0.0
Wednesday, July 24, 2013	6:10						268	5.9	269	17	0.0	0.0	0.0
Wednesday, July 24, 2013	6:20						384	6.7	266	18	0.0	0.0	0.0
Wednesday, July 24, 2013	6:30						540	7.4	271	18	0.0	0.0	0.0
Wednesday, July 24, 2013	6:40						831	8.5	273	18	0.0	0.0	0.0
Wednesday, July 24, 2013	6:50						510	7.2	275	18	0.0	0.0	0.0
Wednesday, July 24, 2013	7:00						281	6.0	275	18	0.0	0.0	0.0
Wednesday, July 24, 2013	7:10						180	5.2	271	18	0.0	0.0	0.0
Wednesday, July 24, 2013	7:20						50	4.1	262	18	0.0	0.0	0.0
Wednesday, July 24, 2013	7:30						99	4.8	265	18	0.0	0.0	0.0
Wednesday, July 24, 2013	7:40						463	7.0	263	18	0.0	0.0	0.0
Wednesday, July 24, 2013	7:50						684	7.9	261	18	0.0	0.0	0.0
Wednesday, July 24, 2013	8:00						643	7.7	263	18	0.0	0.0	0.0
Wednesday, July 24, 2013	8:10						639	7.8	265	18	0.0	0.2	0.0
Wednesday, July 24, 2013	8:20						753	8.3	267	18	0.0	2.2	0.0
Wednesday, July 24, 2013	8:30						968	8.6	274	19	0.0	2.0	0.0
Wednesday, July 24, 2013	8:40						869	8.5	271	19	0.0	0.2	0.0
Wednesday, July 24, 2013	8:50						830	8.4	272	18	0.0	0.7	0.0
Wednesday, July 24, 2013	9:00						609	7.4	276	18	0.0	1.5	0.0
Wednesday, July 24, 2013	9:10						462	6.8	281	18	0.0	1.9	0.0
Wednesday, July 24, 2013	9:20						383	6.5	300	19	0.0	3.0	0.0
Wednesday, July 24, 2013	9:30						218	5.8	289	20	0.6	4.1	0.0
Wednesday, July 24, 2013	9:40						259	5.9	293	20	0.6	3.9	0.0
Wednesday, July 24, 2013	9:50						836	8.3	289	20	0.6	4.3	0.0
Wednesday, July 24, 2013	10:00						367	6.5	289	19	0.7	3.7	0.0
Wednesday, July 24, 2013	10:10						132	5.0	295	19	0.7	2.8	0.0
Wednesday, July 24, 2013	10:20						892	8.6	290	19	0.7	4.1	0.0
Wednesday, July 24, 2013	10:30						806	8.2	272	19	0.7	4.8	0.0
Wednesday, July 24, 2013	10:40						864	8.8	278	19	0.6	3.3	0.0
Wednesday, July 24, 2013	10:50						1243	9.7	276	19	0.7	3.9	0.0
Wednesday, July 24, 2013	11:00						1679	11.6	308	19	0.4	2.4	0.0
Wednesday, July 24, 2013	11:10						1267	9.9	312	18	0.7	4.6	0.0
Wednesday, July 24, 2013	11:20						1876	12.2	304	18	0.2	3.2	0.0
Wednesday, July 24, 2013	11:30						1380	10.3	305	17	0.9	5.2	0.0
Wednesday, July 24, 2013	11:40						1514	10.8	307	17	1.1	5.2	0.0
Wednesday, July 24, 2013	11:50						1398	10.3	303	17	0.9	5.6	0.0
Wednesday, July 24, 2013	12:00						1439	10.5	306	17	1.1	5.2	0.0
Wednesday, July 24, 2013	12:10						1472	10.9	311	16	1.1	4.3	0.0
Wednesday, July 24, 2013	12:20						1200	9.9	321	16	0.9	4.8	0.0
Wednesday, July 24, 2013	12:30						1097	9.5	317	16	0.4	3.2	0.0
Wednesday, July 24, 2013	12:40						915	8.9	319	16	0.0	0.7	0.0
Wednesday, July 24, 2013	12:50						714	8.2	318	17	0.4	3.5	0.0
Wednesday, July 24, 2013	13:00						803	8.5	324	18	0.7	5.0	0.0
Wednesday, July 24, 2013	13:10						895	8.8	321	17	0.0	1.9	0.0
Wednesday, July 24, 2013	13:20						811	8.3	323	17	0.0	2.2	0.0
Wednesday, July 24, 2013	13:30						561	7.5	318	18	0.4	3.7	0.0
Wednesday, July 24, 2013	13:40						635	7.7	309	19	0.0	2.4	0.0
Wednesday, July 24, 2013	13:50						773	8.7	320	19	0.0	1.5	0.0

Table A-2: Location B Summer Compliance Evaluation

Date	Time	Duration	Leq	Lmax	L(10)	L(90)	WT E2	WT E2	Onsite Met	Onsite Met	Loc. 6	Loc. 6	Loc. 6
	Start Time	(min)	(dBA)	(dBA)	(dBA)	(dBA)	Output (kW)	HH WS (m/s)	WD @ 75m (degrees)	Temp. (°C)	Avg. WS @ 2m (m/s)	Gust WS @ 2m (m/s)	Precip. (mm)
Wednesday, July 24, 2013	14:00						-3	7.5	321	19	0.0	1.7	0.0
Wednesday, July 24, 2013	14:10						-4	8.3	325	19	0.6	4.8	0.0
Wednesday, July 24, 2013	14:20						-4	8.7	327	19	1.7	5.7	0.0
Wednesday, July 24, 2013	14:30						-4	8.4	328	19	1.5	5.0	0.0
Wednesday, July 24, 2013	14:40						-4	8.1	328	19	0.7	4.8	0.0
Wednesday, July 24, 2013	14:50						-3	9.0	329	18	0.7	3.9	0.0
Wednesday, July 24, 2013	15:00						1163	10.1	331	19	1.5	5.0	0.0
Wednesday, July 24, 2013	15:10						1272	10.1	330	18	1.1	5.0	0.0
Wednesday, July 24, 2013	15:20						1618	11.1	327	18	0.4	5.2	0.0
Wednesday, July 24, 2013	15:30						1340	10.0	321	18	0.9	4.8	0.0
Wednesday, July 24, 2013	15:40						1782	11.8	321	19	2.0	5.0	0.0
Wednesday, July 24, 2013	15:50						1703	11.3	324	19	1.5	6.3	0.0
Wednesday, July 24, 2013	16:00						1788	11.6	325	19	1.9	6.5	0.0
Wednesday, July 24, 2013	16:10						1708	11.4	317	18	1.7	4.8	0.0
Wednesday, July 24, 2013	16:20						1588	11.2	326	18	0.6	3.7	0.0
Wednesday, July 24, 2013	16:30						1451	10.5	327	18	0.7	4.1	0.0
Wednesday, July 24, 2013	16:40						1463	10.5	308	18	0.4	3.2	0.0
Wednesday, July 24, 2013	16:50						1196	9.6	314	18	1.5	4.8	0.0
Wednesday, July 24, 2013	17:00						877	8.9	313	18	0.4	3.9	0.0
Wednesday, July 24, 2013	17:10						1305	10.1	333	18	0.7	4.4	0.0
Wednesday, July 24, 2013	17:20						1257	10.2	331	17	0.6	3.5	0.0
Wednesday, July 24, 2013	17:30						1297	10.2	326	17	0.4	3.3	0.0
Wednesday, July 24, 2013	17:40						1740	11.7	325	17	0.7	4.4	0.0
Wednesday, July 24, 2013	17:50						1072	9.2	326	17	0.7	5.0	0.0
Wednesday, July 24, 2013	18:00						1384	10.6	331	16	1.3	4.3	0.0
Wednesday, July 24, 2013	18:10						1350	10.2	324	16	0.4	3.0	0.0
Wednesday, July 24, 2013	18:20						1746	12.0	317	15	1.1	4.6	0.0
Wednesday, July 24, 2013	18:30						1433	10.4	325	15	0.7	4.1	0.0
Wednesday, July 24, 2013	18:40						992	8.7	330	14	0.6	4.1	0.0
Wednesday, July 24, 2013	18:50						526	7.2	330	14	1.3	5.4	0.0
Wednesday, July 24, 2013	19:00						805	8.2	327	13	0.7	5.0	0.0
Wednesday, July 24, 2013	19:10						943	8.7	322	13	0.0	2.4	0.0
Wednesday, July 24, 2013	19:20						1474	10.5	324	13	0.4	4.6	0.0
Wednesday, July 24, 2013	19:30						1077	9.2	327	12	0.9	5.6	0.0
Wednesday, July 24, 2013	19:40						1182	9.5	325	12	0.6	3.9	0.0
Wednesday, July 24, 2013	19:50						1367	10.2	324	12	0.2	3.5	0.0
Wednesday, July 24, 2013	20:00						1106	9.2	326	11	0.9	5.2	0.0
Wednesday, July 24, 2013	20:10						1194	9.8	326	11	0.4	3.2	0.0
Wednesday, July 24, 2013	20:20						1598	11.5	327	11	0.2	3.7	0.0
Wednesday, July 24, 2013	20:30						1618	11.8	332	11	0.4	3.5	0.0
Wednesday, July 24, 2013	20:40						1611	11.6	331	11	0.2	2.4	0.0
Wednesday, July 24, 2013	20:50						1548	10.9	330	10	0.2	3.3	0.0
Wednesday, July 24, 2013	21:00						1754	11.7	331	10	0.4	3.7	0.0
Wednesday, July 24, 2013	21:10						1444	10.3	329	10	0.2	2.0	0.0
Wednesday, July 24, 2013	21:20						1178	9.5	327	10	0.9	5.4	0.0
Wednesday, July 24, 2013	21:30						1273	9.9	327	9	0.7	5.0	0.0
Wednesday, July 24, 2013	21:40						1928	12.0	324	9	0.9	3.7	0.0
Wednesday, July 24, 2013	21:50						1925	12.4	324	9	1.1	4.1	0.0
Wednesday, July 24, 2013	22:00						1798	11.7	325	9	1.3	5.0	0.0
Wednesday, July 24, 2013	22:10						1789	11.5	324	9	0.7	4.1	0.0
Wednesday, July 24, 2013	22:20						1690	11.3	322	9	1.1	5.6	0.0
Wednesday, July 24, 2013	22:30						1532	10.6	325	9	0.9	4.6	0.0
Wednesday, July 24, 2013	22:40						1495	10.5	324	9	1.1	4.4	0.0
Wednesday, July 24, 2013	22:50						1591	11.0	324	9	1.1	3.9	0.0
Wednesday, July 24, 2013	23:00						1610	11.1	321	9	1.3	6.3	0.0
Wednesday, July 24, 2013	23:10						1564	10.7	322	9	1.1	5.2	0.0
Wednesday, July 24, 2013	23:20						1321	9.9	321	9	0.7	3.2	0.0
Wednesday, July 24, 2013	23:30						1336	9.9	325	9	0.7	4.1	0.0
Wednesday, July 24, 2013	23:40						899	8.4	324	9	0.4	2.8	0.0
Wednesday, July 24, 2013	23:50						787	8.1	325	8	0.7	5.0	0.0
Thursday, July 25, 2013	0:00						645	7.7	325	8	0.2	2.6	0.0
Thursday, July 25, 2013	0:10						530	7.1	324	8	0.2	2.6	0.0
Thursday, July 25, 2013	0:20						576	7.3	326	8	0.0	2.6	0.0
Thursday, July 25, 2013	0:30						720	8.0	326	8	0.0	2.6	0.0
Thursday, July 25, 2013	0:40						443	6.6	326	8	0.0	0.0	0.0
Thursday, July 25, 2013	0:50						372	6.6	326	8	0.0	1.7	0.0
Thursday, July 25, 2013	1:00						531	7.3	330	8	0.0	0.0	0.0
Thursday, July 25, 2013	1:10						596	7.4	327	8	0.0	0.0	0.0
Thursday, July 25, 2013	1:20						325	6.2	324	8	0.0	2.4	0.0
Thursday, July 25, 2013	1:30						363	6.4	322	8	0.0	0.0	0.0
Thursday, July 25, 2013	1:40						532	7.2	321	8	0.0	0.0	0.0
Thursday, July 25, 2013	1:50						369	7.4	319	8	0.0	0.0	0.0
Thursday, July 25, 2013	2:00						-3	7.1	319	8	0.0	0.0	0.0
Thursday, July 25, 2013	2:10						-4	7.1	318	8	0.0	0.0	0.0
Thursday, July 25, 2013	2:20						-4	7.0	319	8	0.0	0.0	0.0
Thursday, July 25, 2013	2:30						-4	6.7	320	8	0.0	0.0	0.0
Thursday, July 25, 2013	2:40						-4	6.6	321	8	0.0	0.0	0.0
Thursday, July 25, 2013	2:50						-2	7.1	319	8	0.0	0.0	0.0
Thursday, July 25, 2013	3:00						438	7.1	320	8	0.0	0.0	0.0
Thursday, July 25, 2013	3:10						333	6.0	321	8	0.0	0.0	0.0
Thursday, July 25, 2013	3:20						252	5.7	324	8	0.0	0.0	0.0
Thursday, July 25, 2013	3:30						270	5.9	322	7	0.0	0.0	0.0
Thursday, July 25, 2013	3:40						229	5.6	322	7	0.0	0.0	0.0
Thursday, July 25, 2013	3:50						189	5.2	325	8	0.0	0.0	0.0
Thursday, July 25, 2013	4:00						173	5.1	325	7	0.0	0.0	0.0
Thursday, July 25, 2013	4:10						140	4.6	327	7	0.0	0.0	0.0
Thursday, July 25, 2013	4:20						109	4.3	327	8	0.0	0.0	0.0
Thursday, July 25, 2013	4:30						54	4.1	333	7	0.0	0.0	0.0
Thursday, July 25, 2013	4:40						22	3.4	329	7	0.0	0.0	0.0
Thursday, July 25, 2013	4:50						57	3.9	322	7	0.0	0.0	0.0
Thursday, July 25, 2013	5:00						-1	3.1	334	7	0.0	0.0	0.0
Thursday, July 25, 2013	5:10						-5	2.7	335	7	0.0	0.0	0.0
Thursday, July 25, 2013	5:20						-5	2.7	336	6	0.0	0.0	0.0

Table A-2: Location B Summer Compliance Evaluation

Date	Time	Duration	Leq	Lmax	L(10)	L(90)	WT E2	WT E2	Onsite Met	Onsite Met	Loc. 6	Loc. 6	Loc. 6
	Start Time	(min)	(dBA)	(dBA)	(dBA)	(dBA)	Output (kW)	HH WS (m/s)	WD @ 75m (degrees)	Temp. (°C)	Avg. WS @ 2m (m/s)	Gust WS @ 2m (m/s)	Precip. (mm)
Thursday, July 25, 2013	5:30						-4	2.7	351	6	0.0	0.0	0.0
Thursday, July 25, 2013	5:40						4	3.2	11	6	0.0	0.0	0.0
Thursday, July 25, 2013	5:50						-5	2.8	28	6	0.0	0.0	0.0
Thursday, July 25, 2013	6:00						16	3.6	7	7	0.0	0.0	0.0
Thursday, July 25, 2013	6:10						25	3.6	6	7	0.0	0.0	0.0
Thursday, July 25, 2013	6:20						23	3.6	6	7	0.0	0.0	0.0
Thursday, July 25, 2013	6:30						-5	3.0	8	8	0.0	0.0	0.0
Thursday, July 25, 2013	6:40						10	3.2	29	8	0.0	0.0	0.0
Thursday, July 25, 2013	6:50						-5	2.6	26	9	0.0	0.0	0.0
Thursday, July 25, 2013	7:00						-8	2.7	34	9	0.0	0.0	0.0
Thursday, July 25, 2013	7:10						-4	2.0	47	11	0.0	0.0	0.0
Thursday, July 25, 2013	7:20						-4	1.5	55	10	0.0	0.0	0.0
Thursday, July 25, 2013	7:30						-4	1.4	49	10	0.0	0.0	0.0
Thursday, July 25, 2013	7:40						-4	1.5	48	11	0.0	0.0	0.0
Thursday, July 25, 2013	7:50						-4	1.7	34	11	0.0	0.0	0.0
Thursday, July 25, 2013	8:00						-3	1.6	24	12	0.0	0.0	0.0
Thursday, July 25, 2013	8:10						-1	1.5	24	12	0.0	0.2	0.0
Thursday, July 25, 2013	8:20						-1	0.7	59	12	0.0	0.0	0.0
Thursday, July 25, 2013	8:30						0	1.0	53	12	0.0	0.0	0.0
Thursday, July 25, 2013	8:40						-1	1.2	59	13	0.0	0.0	0.0
Thursday, July 25, 2013	8:50						0	1.5	44	13	0.0	0.0	0.0
Thursday, July 25, 2013	9:00						-1	1.7	350	14	0.0	0.0	0.0
Thursday, July 25, 2013	9:10						0	2.2	324	14	0.0	0.0	0.0
Thursday, July 25, 2013	9:20						0	1.4	66	13	0.0	0.0	0.0
Thursday, July 25, 2013	9:30						-1	1.5	52	14	0.0	0.0	0.0
Thursday, July 25, 2013	9:40						0	2.4	75	13	0.0	0.0	0.0
Thursday, July 25, 2013	9:50						-1	2.6	75	13	0.0	0.0	0.0
Thursday, July 25, 2013	10:00						-5	3.4	101	13	0.0	0.0	0.0
Thursday, July 25, 2013	10:10						34	3.5	109	13	0.0	1.5	0.0
Thursday, July 25, 2013	10:20						13	3.1	121	13	0.0	0.0	0.0
Thursday, July 25, 2013	10:30						10	3.0	103	13	0.0	0.0	0.0
Thursday, July 25, 2013	10:40						15	3.0	107	13	0.0	2.2	0.0
Thursday, July 25, 2013	10:50						105	4.4	110	13	0.0	0.0	0.0
Thursday, July 25, 2013	11:00						47	3.6	143	14	0.0	0.6	0.0
Thursday, July 25, 2013	11:10						42	3.7	105	14	0.0	0.0	0.0
Thursday, July 25, 2013	11:20						12	3.3	79	14	0.0	0.0	0.0
Thursday, July 25, 2013	11:30						4	3.2	107	14	0.0	0.0	0.0
Thursday, July 25, 2013	11:40						7	2.9	92	15	0.0	0.0	0.0
Thursday, July 25, 2013	11:50						4	3.4	125	15	0.0	0.0	0.0
Thursday, July 25, 2013	12:00						-4	2.2	89	15	0.0	0.0	0.0
Thursday, July 25, 2013	12:10						-5	2.1	41	15	0.0	0.0	0.0
Thursday, July 25, 2013	12:20						-6	2.4	50	15	0.0	0.0	0.0
Thursday, July 25, 2013	12:30						-4	2.3	71	15	0.0	0.0	0.0
Thursday, July 25, 2013	12:40						-4	3.0	97	15	0.0	0.0	0.0
Thursday, July 25, 2013	12:50						7	3.2	67	16	0.0	0.0	0.0
Thursday, July 25, 2013	13:00						-4	2.1	56	16	0.0	0.0	0.0
Thursday, July 25, 2013	13:10						16	3.1	106	16	0.0	0.0	0.0
Thursday, July 25, 2013	13:20						-6	2.8	120	16	0.0	0.0	0.0
Thursday, July 25, 2013	13:30						36	3.5	151	17	0.0	0.0	0.0
Thursday, July 25, 2013	13:40						-4	2.5	89	17	0.0	0.0	0.0
Thursday, July 25, 2013	13:50						-5	2.6	127	17	0.0	0.0	0.0
Thursday, July 25, 2013	14:00						-4	2.7	164	17	0.0	0.0	0.0
Thursday, July 25, 2013	14:10						-4	2.8	104	17	0.0	0.6	0.0
Thursday, July 25, 2013	14:20						-4	3.2	104	16	0.0	0.0	0.0
Thursday, July 25, 2013	14:30						-3	3.6	100	16	0.0	0.0	0.0
Thursday, July 25, 2013	14:40						0	3.6	101	17	0.0	0.0	0.0
Thursday, July 25, 2013	14:50						0	4.0	96	16	0.0	0.0	0.0
Thursday, July 25, 2013	15:00						11	3.8	77	16	0.0	0.0	0.0
Thursday, July 25, 2013	15:10						-6	2.9	83	16	0.0	0.0	0.0
Thursday, July 25, 2013	15:20						-3	2.8	121	17	0.0	0.0	0.0
Thursday, July 25, 2013	15:30						4	3.4	128	17	0.0	0.0	0.0
Thursday, July 25, 2013	15:40						-5	2.7	118	17	0.0	0.0	0.0
Thursday, July 25, 2013	15:50						-4	2.0	126	17	0.0	1.3	0.0
Thursday, July 25, 2013	16:00						-4	1.6	104	17	0.0	0.0	0.0
Thursday, July 25, 2013	16:10						-5	0.6	86	17	0.0	0.0	0.0
Thursday, July 25, 2013	16:20						-5	1.0	32	17	0.0	0.0	0.0
Thursday, July 25, 2013	16:30						-4	1.0	345	17	0.0	0.0	0.0
Thursday, July 25, 2013	16:40						-1	0.6	339	17	0.0	0.0	0.0
Thursday, July 25, 2013	16:50						0	1.1	335	17	0.0	0.0	0.0
Thursday, July 25, 2013	17:00						0	0.8	335	17	0.0	0.0	0.0
Thursday, July 25, 2013	17:10						-1	0.7	281	17	0.0	0.0	0.0
Thursday, July 25, 2013	17:20						-2	0.9	271	17	0.0	0.0	0.0
Thursday, July 25, 2013	17:30						-1	1.0	271	17	0.0	0.0	0.0
Thursday, July 25, 2013	17:40						0	0.9	284	16	0.0	0.0	0.0
Thursday, July 25, 2013	17:50						-1	1.0	308	16	0.0	0.0	0.0
Thursday, July 25, 2013	18:00						0	1.3	42	16	0.0	0.0	0.0
Thursday, July 25, 2013	18:10						-1	1.3	42	16	0.0	0.0	0.0
Thursday, July 25, 2013	18:20						-1	1.1	41	16	0.0	0.0	0.0
Thursday, July 25, 2013	18:30						0	1.3	41	16	0.0	0.0	0.0
Thursday, July 25, 2013	18:40						0	1.8	41	16	0.0	0.0	0.0
Thursday, July 25, 2013	18:50						0	1.9	41	15	0.0	0.0	0.0
Thursday, July 25, 2013	19:00						-1	1.8	41	15	0.0	0.0	0.0
Thursday, July 25, 2013	19:10						-1	1.9	41	15	0.0	0.0	0.0
Thursday, July 25, 2013	19:20						-1	2.5	48	15	0.0	0.0	0.0
Thursday, July 25, 2013	19:30						0	2.8	64	15	0.0	0.0	0.0
Thursday, July 25, 2013	19:40						-1	2.2	65	15	0.0	0.0	0.0
Thursday, July 25, 2013	19:50						0	1.9	72	15	0.0	0.0	0.0
Thursday, July 25, 2013	20:00						-1	2.4	76	15	0.0	0.0	0.0
Thursday, July 25, 2013	20:10						0	2.1	63	15	0.0	0.0	0.0
Thursday, July 25, 2013	20:20						0	2.3	67	15	0.0	0.0	0.0
Thursday, July 25, 2013	20:30						0	2.6	62	15	0.0	0.0	0.0
Thursday, July 25, 2013	20:40						-2	2.7	62	15	0.0	0.0	0.0
Thursday, July 25, 2013	20:50						-1	2.2	67	15	0.0	0.0	0.0

Table A-2: Location B Summer Compliance Evaluation

Date	Time	Duration	Leq	Lmax	L(10)	L(90)	WT E2	WT E2	Onsite Met	Onsite Met	Loc. 6	Loc. 6	Loc. 6
	Start Time	(min)	(dBA)	(dBA)	(dBA)	(dBA)	Output (kW)	HH WS (m/s)	WD @ 75m (degrees)	Temp. (°C)	Avg. WS @ 2m (m/s)	Gust WS @ 2m (m/s)	Precip. (mm)
Thursday, July 25, 2013	21:00						0	2.3	61	15	0.0	0.0	0.0
Thursday, July 25, 2013	21:10						0	2.3	54	15	0.0	0.0	0.0
Thursday, July 25, 2013	21:20						-1	2.6	61	14	0.0	0.0	0.0
Thursday, July 25, 2013	21:30						17	3.6	63	15	0.0	0.0	0.0
Thursday, July 25, 2013	21:40						9	3.3	63	15	0.0	0.0	0.0
Thursday, July 25, 2013	21:50						37	3.7	63	15	0.0	0.0	0.0
Thursday, July 25, 2013	22:00						39	3.9	64	15	0.0	0.0	0.0
Thursday, July 25, 2013	22:10						-3	2.8	62	15	0.0	0.0	0.0
Thursday, July 25, 2013	22:20						48	3.7	51	15	0.0	0.0	0.0
Thursday, July 25, 2013	22:30						6	2.9	43	15	0.0	0.0	0.0
Thursday, July 25, 2013	22:40						6	3.1	52	14	0.0	0.0	0.0
Thursday, July 25, 2013	22:50						36	3.6	57	15	0.0	0.0	0.0
Thursday, July 25, 2013	23:00						41	3.9	63	15	0.0	0.0	0.0
Thursday, July 25, 2013	23:10						27	3.6	61	15	0.0	0.0	0.0
Thursday, July 25, 2013	23:20						-5	2.6	57	15	0.0	0.0	0.0
Thursday, July 25, 2013	23:30						23	3.6	62	15	0.0	0.0	0.0
Thursday, July 25, 2013	23:40						84	4.5	70	15	0.0	0.0	0.0
Thursday, July 25, 2013	23:50						34	3.8	70	15	0.0	0.0	0.0
Friday, July 26, 2013	0:00						23	3.7	67	15	0.0	0.0	0.0
Friday, July 26, 2013	0:10						73	4.5	67	15	0.0	0.0	0.0
Friday, July 26, 2013	0:20						200	5.6	73	15	0.0	0.0	0.0
Friday, July 26, 2013	0:30						200	5.5	75	15	0.0	0.0	0.0
Friday, July 26, 2013	0:40						176	5.3	78	14	0.0	0.0	0.0
Friday, July 26, 2013	0:50						149	5.1	74	14	0.0	0.0	0.0
Friday, July 26, 2013	1:00						167	5.3	75	14	0.0	0.0	0.0
Friday, July 26, 2013	1:10						171	5.4	75	14	0.0	0.0	0.0
Friday, July 26, 2013	1:20						73	4.4	66	14	0.0	0.0	0.0
Friday, July 26, 2013	1:30						34	3.8	59	14	0.0	0.0	0.0
Friday, July 26, 2013	1:40						-6	2.7	52	14	0.0	0.0	0.0
Friday, July 26, 2013	1:50						13	3.5	63	14	0.0	0.0	0.0
Friday, July 26, 2013	2:00						-2	3.7	62	14	0.0	0.0	0.0
Friday, July 26, 2013	2:10						-4	4.4	65	14	0.0	0.0	0.0
Friday, July 26, 2013	2:20						-4	4.9	70	14	0.0	0.0	0.0
Friday, July 26, 2013	2:30						-4	4.6	72	15	0.0	0.0	0.0
Friday, July 26, 2013	2:40						-4	5.0	74	15	0.0	0.0	0.0
Friday, July 26, 2013	2:50						-4	5.5	75	14	0.0	0.0	0.0
Friday, July 26, 2013	3:00						84	4.6	79	14	0.0	0.0	0.0
Friday, July 26, 2013	3:10						127	4.8	82	14	0.0	0.0	0.0
Friday, July 26, 2013	3:20						63	4.0	76	14	0.0	0.0	0.0
Friday, July 26, 2013	3:30						-3	2.6	67	14	0.0	0.0	0.0
Friday, July 26, 2013	3:40						5	3.4	65	14	0.0	0.0	0.0
Friday, July 26, 2013	3:50						9	3.4	62	14	0.0	0.0	0.0
Friday, July 26, 2013	4:00						28	3.8	61	14	0.0	0.0	0.0
Friday, July 26, 2013	4:10						19	3.6	61	14	0.0	0.0	0.0
Friday, July 26, 2013	4:20						-5	2.6	49	14	0.0	0.0	0.0
Friday, July 26, 2013	4:30						-4	1.8	39	14	0.0	0.0	0.0
Friday, July 26, 2013	4:40						-4	1.1	33	14	0.0	0.0	0.0
Friday, July 26, 2013	4:50						-4	1.1	22	14	0.0	0.0	0.0
Friday, July 26, 2013	5:00						-5	1.7	12	14	0.0	0.0	0.0
Friday, July 26, 2013	5:10						-4	2.3	6	14	0.0	0.0	0.0
Friday, July 26, 2013	5:20						-3	2.9	6	14	0.0	0.0	0.0
Friday, July 26, 2013	5:30						-1	2.4	13	14	0.0	0.0	0.0
Friday, July 26, 2013	5:40						-2	3.0	2	14	0.0	0.0	0.0
Friday, July 26, 2013	5:50						20	3.6	344	14	0.0	0.0	0.0
Friday, July 26, 2013	6:00						7	3.3	340	14	0.0	0.0	0.0
Friday, July 26, 2013	6:10						18	3.5	331	14	0.0	0.0	0.0
Friday, July 26, 2013	6:20						41	3.9	320	13	0.0	0.0	0.0
Friday, July 26, 2013	6:30						33	3.7	325	13	0.0	0.0	0.0
Friday, July 26, 2013	6:40						4	3.2	335	13	0.0	0.0	0.0
Friday, July 26, 2013	6:50						26	3.6	343	14	0.0	0.0	0.0
Friday, July 26, 2013	7:00						-5	2.4	344	14	0.0	0.0	0.0
Friday, July 26, 2013	7:10						-5	2.0	358	14	0.0	0.0	0.0
Friday, July 26, 2013	7:20						2	2.9	346	14	0.0	0.2	0.0
Friday, July 26, 2013	7:30						14	3.4	338	14	0.0	0.0	0.0
Friday, July 26, 2013	7:40						19	3.4	328	14	0.0	0.0	0.0
Friday, July 26, 2013	7:50						93	4.4	332	14	0.0	0.0	0.0
Friday, July 26, 2013	8:00						62	4.0	331	14	0.0	0.0	0.0
Friday, July 26, 2013	8:10						-3	2.5	354	14	0.0	0.0	0.0
Friday, July 26, 2013	8:20						-5	2.4	348	14	0.0	0.0	0.0
Friday, July 26, 2013	8:30						-4	2.4	345	14	0.0	0.0	0.0
Friday, July 26, 2013	8:40						-4	2.5	336	14	0.0	0.0	0.0
Friday, July 26, 2013	8:50						-4	2.1	349	15	0.0	0.0	0.0
Friday, July 26, 2013	9:00						-4	2.1	336	15	0.0	0.0	0.0
Friday, July 26, 2013	9:10						-4	2.0	335	15	0.0	0.7	0.0
Friday, July 26, 2013	9:20						-1	2.2	328	15	0.0	0.0	0.0
Friday, July 26, 2013	9:30						-1	2.3	339	15	0.0	0.0	0.0
Friday, July 26, 2013	9:40						0	1.7	359	15	0.0	0.0	0.0
Friday, July 26, 2013	9:50						0	1.6	0	16	0.0	0.4	0.0
Friday, July 26, 2013	10:00						0	1.3	360	16	0.0	0.0	0.0
Friday, July 26, 2013	10:10						0	1.3	6	16	0.0	0.0	0.0
Friday, July 26, 2013	10:20						0	2.3	355	16	0.0	0.2	0.0
Friday, July 26, 2013	10:30						0	1.5	344	16	0.0	0.9	0.0
Friday, July 26, 2013	10:40						0	1.7	7	16	0.2	2.4	0.0
Friday, July 26, 2013	10:50						-1	1.8	337	16	0.0	1.5	0.0
Friday, July 26, 2013	11:00						-1	2.0	351	16	0.2	2.6	0.0
Friday, July 26, 2013	11:10						-1	1.6	4	16	0.0	0.9	0.0
Friday, July 26, 2013	11:20						-1	2.6	339	16	0.0	1.7	0.0
Friday, July 26, 2013	11:30						-2	3.1	332	16	0.0	0.6	0.0
Friday, July 26, 2013	11:40						24	3.5	325	16	0.2	2.4	0.0
Friday, July 26, 2013	11:50						22	3.4	324	16	0.2	2.0	0.0
Friday, July 26, 2013	12:00						47	3.8	330	17	0.0	1.5	0.0
Friday, July 26, 2013	12:10						110	4.7	324	17	0.2	2.4	0.0
Friday, July 26, 2013	12:20						155	5.2	319	17	0.2	2.0	0.0

Table A-2: Location B Summer Compliance Evaluation

Date	Time	Duration	Leq	Lmax	L(10)	L(90)	WT E2	WT E2	Onsite Met	Onsite Met	Loc. 6	Loc. 6	Loc. 6
	Start Time	(min)	(dBA)	(dBA)	(dBA)	(dBA)	Output (kW)	HH WS (m/s)	WD @ 75m (degrees)	Temp. (°C)	Avg. WS @ 2m (m/s)	Gust WS @ 2m (m/s)	Precip. (mm)
Friday, July 26, 2013	12:30						170	5.2	315	18	0.2	2.2	0.0
Friday, July 26, 2013	12:40						232	5.7	319	18	0.2	3.3	0.0
Friday, July 26, 2013	12:50						168	5.1	324	19	0.2	3.3	0.0
Friday, July 26, 2013	13:00						207	5.4	315	19	0.6	3.2	0.0
Friday, July 26, 2013	13:10						176	5.4	315	18	0.4	2.8	0.0
Friday, July 26, 2013	13:20						136	4.8	312	19	0.4	3.3	0.0
Friday, July 26, 2013	13:30						266	5.8	306	19	0.4	4.3	0.0
Friday, July 26, 2013	13:40						374	6.5	306	20	0.7	3.7	0.0
Friday, July 26, 2013	13:50						234	6.6	315	20	0.7	3.7	0.0
Friday, July 26, 2013	14:00						0	7.5	310	21	0.7	4.1	0.0
Friday, July 26, 2013	14:10						0	7.8	314	20	0.9	6.3	0.0
Friday, July 26, 2013	14:20						0	7.9	307	20	1.5	4.4	0.0
Friday, July 26, 2013	14:30						0	8.1	308	20	0.6	3.5	0.0
Friday, July 26, 2013	14:40						0	8.8	308	20	0.7	5.4	0.0
Friday, July 26, 2013	14:50						0	8.8	309	20	0.2	4.3	0.0
Friday, July 26, 2013	15:00						590	8.1	313	20	0.6	4.4	0.0
Friday, July 26, 2013	15:10						694	7.8	311	20	0.9	3.9	0.0
Friday, July 26, 2013	15:20						784	8.2	314	20	1.3	4.3	0.0
Friday, July 26, 2013	15:30						856	8.4	322	21	0.7	4.4	0.0
Friday, July 26, 2013	15:40						661	7.8	312	21	0.7	4.6	0.0
Friday, July 26, 2013	15:50						480	7.0	317	21	0.9	3.9	0.0
Friday, July 26, 2013	16:00						601	7.6	316	22	1.1	4.1	0.0
Friday, July 26, 2013	16:10						553	7.4	310	21	1.3	4.8	0.0
Friday, July 26, 2013	16:20						796	8.2	308	21	1.1	4.1	0.0
Friday, July 26, 2013	16:30						916	8.6	308	21	0.6	3.7	0.0
Friday, July 26, 2013	16:40						1105	9.3	307	21	1.1	4.8	0.0
Friday, July 26, 2013	16:50						1114	9.5	307	20	0.7	3.7	0.0
Friday, July 26, 2013	17:00						1267	9.7	314	19	0.4	3.2	0.0
Friday, July 26, 2013	17:10						1271	9.9	319	19	0.7	4.8	0.0
Friday, July 26, 2013	17:20						789	8.2	321	19	0.4	3.2	0.0
Friday, July 26, 2013	17:30						724	8.2	322	19	0.6	4.1	0.0
Friday, July 26, 2013	17:40						597	7.5	325	19	0.9	4.1	0.0
Friday, July 26, 2013	17:50						604	7.5	315	19	0.4	3.0	0.0
Friday, July 26, 2013	18:00						803	8.3	313	19	0.4	3.5	0.0
Friday, July 26, 2013	18:10						905	8.7	315	19	0.0	1.9	0.0
Friday, July 26, 2013	18:20						1031	8.9	319	18	0.4	3.7	0.0
Friday, July 26, 2013	18:30						974	8.8	317	19	0.4	3.7	0.0
Friday, July 26, 2013	18:40	0:10	41	56	44	36	1007	9.2	312	19	1.1	4.3	0.0
Friday, July 26, 2013	18:50	0:10	43	55	46	38	1318	10.0	315	19	0.4	3.2	0.0
Friday, July 26, 2013	19:00	0:10	42	54	44	38	1397	10.5	312	18	0.4	4.4	0.0
Friday, July 26, 2013	19:10	0:10	41	53	44	37	1370	10.1	309	19	0.6	3.3	0.0
Friday, July 26, 2013	19:20	0:10	40	54	42	36	950	8.7	313	18	0.6	3.7	0.0
Friday, July 26, 2013	19:30	0:10	39	59	41	34	731	7.9	323	18	0.2	3.5	0.0
Friday, July 26, 2013	19:40	0:10	41	52	44	36	943	8.9	324	18	0.4	3.2	0.0
Friday, July 26, 2013	19:50	0:10	41	58	43	38	1342	10.1	325	17	0.6	3.9	0.0
Friday, July 26, 2013	20:00	0:10	41	53	44	37	1329	9.8	329	17	0.6	3.5	0.0
Friday, July 26, 2013	20:10	0:10	41	49	43	38	1050	9.3	317	17	0.6	3.7	0.0
Friday, July 26, 2013	20:20	0:10	40	54	41	37	1169	9.6	318	17	0.2	3.3	0.0
Friday, July 26, 2013	20:30	0:10	41	51	43	37	1322	9.9	321	17	0.0	0.0	0.0
Friday, July 26, 2013	20:40	0:10	40	52	43	37	1455	10.3	319	16	0.0	0.0	0.0
Friday, July 26, 2013	20:50	0:10	39	58	40	36	1043	9.2	326	16	0.2	2.6	0.0
Friday, July 26, 2013	21:00	0:10	38	52	40	35	746	8.0	320	16	0.2	3.2	0.0
Friday, July 26, 2013	21:10	0:10	38	54	41	35	499	6.9	318	16	0.0	1.5	0.0
Friday, July 26, 2013	21:20	0:10	39	46	42	35	745	7.9	318	16	0.2	2.2	0.0
Friday, July 26, 2013	21:30	0:10	37	44	39	34	681	7.9	316	16	0.0	2.8	0.0
Friday, July 26, 2013	21:40	0:10	38	45	40	34	904	8.5	311	16	0.0	0.0	0.0
Friday, July 26, 2013	21:50	0:10	38	48	40	35	1029	8.9	312	15	0.0	0.0	0.0
Friday, July 26, 2013	22:00	0:10	39	45	41	35	1093	9.1	312	15	0.0	1.9	0.0
Friday, July 26, 2013	22:10	0:10	39	49	41	36	1319	9.9	310	15	0.0	2.8	0.0
Friday, July 26, 2013	22:20	0:10	40	49	43	37	1262	9.4	310	15	0.2	2.2	0.0
Friday, July 26, 2013	22:30	0:10	42	49	44	39	1432	10.3	307	15	0.2	2.8	0.0
Friday, July 26, 2013	22:40	0:10	38	46	41	35	913	8.6	319	15	0.4	3.3	0.0
Friday, July 26, 2013	22:50	0:10	39	49	41	34	836	8.5	324	15	0.4	3.2	0.0
Friday, July 26, 2013	23:00	0:10	39	48	42	35	920	8.5	321	15	0.2	1.9	0.0
Friday, July 26, 2013	23:10	0:10	38	52	39	34	840	8.3	314	15	0.2	2.6	0.0
Friday, July 26, 2013	23:20	0:10	38	46	41	33	599	7.3	310	15	0.2	2.6	0.0
Friday, July 26, 2013	23:30	0:10	39	46	42	35	1148	9.4	306	14	0.4	3.0	0.0
Friday, July 26, 2013	23:40	0:10	40	48	43	36	1471	10.4	306	14	0.2	3.2	0.0
Friday, July 26, 2013	23:50	0:10	37	45	40	33	1237	9.7	314	14	0.2	2.4	0.0
Saturday, July 27, 2013	0:00	0:10	38	45	41	35	1210	9.5	318	14	0.2	2.6	0.0
Saturday, July 27, 2013	0:10	0:10	39	49	42	35	1514	10.4	317	14	0.2	2.2	0.0
Saturday, July 27, 2013	0:20	0:10	36	44	40	32	1383	10.0	318	14	0.2	2.0	0.0
Saturday, July 27, 2013	0:30	0:10	40	46	43	35	1453	10.3	315	14	0.0	1.7	0.0
Saturday, July 27, 2013	0:40	0:10	39	49	41	35	1344	9.8	323	14	0.2	2.6	0.0
Saturday, July 27, 2013	0:50	0:10	38	49	41	34	1150	9.3	321	14	0.2	2.0	0.0
Saturday, July 27, 2013	1:00	0:10	39	50	42	34	1356	10.0	316	14	0.0	1.3	0.0
Saturday, July 27, 2013	1:10	0:10	40	49	43	34	1646	10.9	315	14	0.4	1.9	0.0
Saturday, July 27, 2013	1:20	0:10	37	45	40	34	1505	10.4	316	14	0.0	1.9	0.0
Saturday, July 27, 2013	1:30	0:10	37	45	40	33	1530	10.5	318	14	0.0	2.2	0.0
Saturday, July 27, 2013	1:40	0:10	38	44	40	35	1733	11.3	315	14	0.0	2.2	0.0
Saturday, July 27, 2013	1:50	0:10	37	49	39	34	1502	10.7	317	14	0.2	2.6	0.0
Saturday, July 27, 2013	2:00	0:10	36	44	38	32	-2	11.1	320	14	0.2	1.9	0.0
Saturday, July 27, 2013	2:10	0:10	35	47	37	31	-4	11.2	316	14	0.4	2.8	0.0
Saturday, July 27, 2013	2:20	0:10	40	48	42	35	-4	11.8	315	14	0.2	2.6	0.0
Saturday, July 27, 2013	2:30	0:10	39	49	42	35	-4	12.3	318	14	0.2	1.7	0.0
Saturday, July 27, 2013	2:40	0:10	40	52	43	32	-4	12.4	317	14	0.0	1.7	0.0
Saturday, July 27, 2013	2:50	0:10	31	46	32	27	-4	13.4	317	14	0.0	1.5	0.0
Saturday, July 27, 2013	3:00	0:10	33	44	35	28	1594	11.8	320	14	0.0	1.1	0.0
Saturday, July 27, 2013	3:10	0:10	31	37	33	28	1923	11.5	315	14	0.4	3.3	0.0
Saturday, July 27, 2013	3:20	0:10	33	42	34	29	1905	11.5	314	14	0.6	3.7	0.0
Saturday, July 27, 2013	3:30	0:10	32	50	34	28	1857	11.3	314	14	0.7	4.1	0.0
Saturday, July 27, 2013	3:40	0:10	32	40	34	30	1303	9.6	314	14	0.6	3.3	0.0
Saturday, July 27, 2013	3:50	0:10	33	40	35	29	1266	9.6	312	14	0.6	4.4	0.0

Table A-2: Location B Summer Compliance Evaluation

Date	Time	Duration	Leq	Lmax	L(10)	L(90)	WT E2	WT E2	Onsite Met	Onsite Met	Loc. 6	Loc. 6	Loc. 6
	Start Time	(min)	(dBA)	(dBA)	(dBA)	(dBA)	Output (kW)	HH WS (m/s)	WD @ 75m (degrees)	Temp. (°C)	Avg. WS @ 2m (m/s)	Gust WS @ 2m (m/s)	Precip. (mm)
Saturday, July 27, 2013	4:00	0:10	34	43	36	29	794	8.1	318	14	0.6	3.3	0.0
Saturday, July 27, 2013	4:10	0:10	31	41	34	28	1008	9.0	325	14	0.4	2.6	0.0
Saturday, July 27, 2013	4:20	0:10	30	38	33	26	1256	9.7	323	14	0.2	2.2	0.0
Saturday, July 27, 2013	4:30	0:10	28	35	31	25	987	8.8	320	14	0.2	3.3	0.0
Saturday, July 27, 2013	4:40	0:10	33	46	37	24	854	8.4	316	13	0.0	1.1	0.0
Saturday, July 27, 2013	4:50	0:10	36	50	38	28	886	8.4	319	13	0.0	1.9	0.0
Saturday, July 27, 2013	5:00	0:10	36	47	39	29	1001	8.9	320	13	0.0	0.7	0.0
Saturday, July 27, 2013	5:10	0:10	41	53	45	34	935	8.6	314	13	0.0	2.0	0.0
Saturday, July 27, 2013	5:20	0:10	38	50	41	31	836	8.5	310	13	0.0	1.9	0.0
Saturday, July 27, 2013	5:30	0:10	39	57	42	31	1039	9.1	308	13	0.0	2.6	0.0
Saturday, July 27, 2013	5:40	0:10	38	48	41	32	1016	8.9	308	13	0.0	3.0	0.0
Saturday, July 27, 2013	5:50	0:10	46	62	45	29	1017	8.9	309	13	0.2	2.2	0.0
Saturday, July 27, 2013	6:00	0:10	43	62	40	30	1119	9.4	310	14	0.2	2.4	0.0
Saturday, July 27, 2013	6:10	0:10	39	53	42	31	941	8.7	312	14	0.0	1.9	0.0
Saturday, July 27, 2013	6:20	0:10	40	51	44	31	927	8.6	319	14	0.0	1.1	0.0
Saturday, July 27, 2013	6:30	0:10	41	61	43	34	1242	9.7	323	14	0.0	1.3	0.0
Saturday, July 27, 2013	6:40	0:10	38	57	41	32	1244	9.7	318	14	0.0	1.1	0.0
Saturday, July 27, 2013	6:50	0:10	38	50	41	32	1029	9.0	316	14	0.0	0.0	0.0
Saturday, July 27, 2013	7:00	0:10	40	52	43	35	844	8.4	310	14	0.0	2.0	0.0
Saturday, July 27, 2013	7:10	0:10	41	54	45	35	756	8.0	312	15	0.2	3.2	0.0
Saturday, July 27, 2013	7:20	0:10	46	59	51	35	449	6.8	321	15	0.4	3.3	0.0
Saturday, July 27, 2013	7:30	0:10	41	53	44	36	484	6.8	328	16	0.2	2.8	0.0
Saturday, July 27, 2013	7:40	0:10	57	90	47	37	625	7.4	329	16	0.2	2.6	0.0
Saturday, July 27, 2013	7:50	0:10	48	68	46	36	447	6.8	333	16	0.0	2.4	0.0
Saturday, July 27, 2013	8:00	0:10	42	51	45	36	417	6.7	332	16	0.0	1.1	0.0
Saturday, July 27, 2013	8:10	0:10	43	52	46	37	225	5.5	325	17	0.0	1.9	0.0
Saturday, July 27, 2013	8:20	0:10	41	50	44	36	75	4.4	323	17	0.0	0.0	0.0
Saturday, July 27, 2013	8:30	0:10	42	60	43	36	68	4.1	324	17	0.0	2.8	0.0
Saturday, July 27, 2013	8:40	0:10	41	54	43	37	16	3.2	323	18	0.6	4.1	0.0
Saturday, July 27, 2013	8:50	0:10	40	51	43	36	29	3.6	323	18	0.2	2.4	0.0
Saturday, July 27, 2013	9:00	0:10	40	48	42	37	21	3.4	315	18	0.0	1.9	0.0
Saturday, July 27, 2013	9:10	0:10	42	51	44	38	74	4.1	315	19	0.2	3.3	0.0
Saturday, July 27, 2013	9:20	0:10	41	51	44	38	217	5.6	314	19	0.0	1.3	0.0
Saturday, July 27, 2013	9:30	0:10	43	50	45	40	460	6.9	313	19	0.0	1.7	0.0
Saturday, July 27, 2013	9:40	0:10	45	63	45	39	369	6.5	308	20	0.2	3.2	0.0
Saturday, July 27, 2013	9:50	0:10	42	50	44	39	406	6.7	305	20	0.2	2.6	0.0
Saturday, July 27, 2013	10:00	0:10	45	55	47	41	245	5.8	308	20	0.2	2.0	0.0
Saturday, July 27, 2013	10:10	0:10	42	56	44	40	174	5.2	307	20	0.2	3.7	0.0
Saturday, July 27, 2013	10:20	0:10	43	52	45	39	150	5.1	289	20	0.4	3.5	0.0
Saturday, July 27, 2013	10:30	0:10	44	53	46	40	126	4.9	318	21	0.0	1.3	0.0
Saturday, July 27, 2013	10:40	0:10	43	52	45	40	250	5.9	308	21	0.0	0.6	0.0
Saturday, July 27, 2013	10:50	0:10	42	52	45	37	231	5.7	297	21	0.4	3.7	0.0
Saturday, July 27, 2013	11:00	0:10	43	59	45	39	172	5.2	308	21	0.6	3.7	0.0
Saturday, July 27, 2013	11:10	0:10	43	51	45	39	85	4.3	293	22	0.4	3.3	0.0
Saturday, July 27, 2013	11:20	0:10	42	53	44	38	86	4.4	299	22	0.4	2.6	0.0
Saturday, July 27, 2013	11:30	0:10	42	53	44	38	87	4.6	311	22	0.2	2.8	0.0
Saturday, July 27, 2013	11:40	0:10	43	53	47	38	240	5.8	273	22	0.4	3.0	0.0
Saturday, July 27, 2013	11:50	0:10	44	61	47	38	149	5.1	308	23	0.2	2.0	0.0
Saturday, July 27, 2013	12:00	0:10	42	60	44	39	138	5.2	286	23	0.4	3.2	0.0
Saturday, July 27, 2013	12:10	0:10	45	58	47	39	8	3.2	308	23	0.4	2.8	0.0
Saturday, July 27, 2013	12:20	0:10	41	56	43	38	118	4.8	296	23	0.4	2.8	0.0
Saturday, July 27, 2013	12:30	0:10	43	58	44	37	3	3.2	326	23	0.2	2.0	0.0
Saturday, July 27, 2013	12:40	0:10	42	58	46	37	-9	2.8	298	22	0.4	2.8	0.0
Saturday, July 27, 2013	12:50	0:10	39	51	41	36	29	3.6	297	23	0.2	1.9	0.0
Saturday, July 27, 2013	13:00	0:10	38	49	41	35	-10	3.4	277	23	0.2	2.0	0.0
Saturday, July 27, 2013	13:10	0:10	38	45	40	36	-9	2.1	263	23	0.0	1.7	0.0
Saturday, July 27, 2013	13:20	0:10	48	65	49	36	-9	2.8	260	24	0.0	1.7	0.0
Saturday, July 27, 2013	13:30	0:10	42	52	45	37	-6	2.9	258	24	0.2	2.0	0.0
Saturday, July 27, 2013	13:40	0:10	37	46	39	34	-5	2.9	226	24	0.2	1.7	0.0
Saturday, July 27, 2013	13:50	0:10	39	50	42	36	3	2.6	231	24	0.2	1.9	0.0
Saturday, July 27, 2013	14:00	0:10	41	55	44	35	-4	4.5	243	24	0.2	2.0	0.0
Saturday, July 27, 2013	14:10	0:10	43	55	46	37	-4	4.5	229	24	0.0	0.6	0.0
Saturday, July 27, 2013	14:20	0:10	45	59	48	38	-4	3.4	247	23	0.2	2.2	0.0
Saturday, July 27, 2013	14:30	0:10	40	52	42	37	-4	3.6	241	24	0.6	3.7	0.0
Saturday, July 27, 2013	14:40	0:10	44	57	46	37	-4	5.6	244	24	0.2	1.9	0.0
Saturday, July 27, 2013	14:50	0:10	42	57	44	37	-4	4.7	245	25	0.4	2.4	0.0
Saturday, July 27, 2013	15:00	0:10	40	54	44	36	57	4.6	242	24	0.4	3.2	0.0
Saturday, July 27, 2013	15:10	0:10	41	50	43	38	211	5.7	234	24	0.2	2.4	0.0
Saturday, July 27, 2013	15:20	0:10	40	56	42	36	198	5.4	237	24	0.0	1.9	0.0
Saturday, July 27, 2013	15:30	0:10	39	46	42	35	17	3.7	211	24	0.2	1.9	0.0
Saturday, July 27, 2013	15:40	0:10	41	55	43	36	54	3.9	232	25	0.2	2.0	0.0
Saturday, July 27, 2013	15:50	0:10	42	54	44	36	68	4.0	250	25	0.2	2.6	0.0
Saturday, July 27, 2013	16:00	0:10	42	62	44	37	-5	2.0	237	25	0.0	1.3	0.0
Saturday, July 27, 2013	16:10	0:10	42	60	44	37	-5	1.2	184	24	0.0	1.1	0.0
Saturday, July 27, 2013	16:20	0:10	43	67	45	37	-5	1.7	154	24	0.0	1.1	0.0
Saturday, July 27, 2013	16:30	0:10	42	64	45	37	-5	1.5	160	24	0.0	1.3	0.0
Saturday, July 27, 2013	16:40	0:10	42	60	45	37	-5	2.4	148	23	0.0	0.0	0.0
Saturday, July 27, 2013	16:50	0:10	46	62	49	38	-4	1.4	155	23	0.0	0.0	0.0
Saturday, July 27, 2013	17:00	0:10	45	61	48	37	-1	1.7	139	23	0.0	0.2	0.0
Saturday, July 27, 2013	17:10	0:10	45	61	47	38	-2	2.5	153	23	0.0	0.0	0.0
Saturday, July 27, 2013	17:20	0:10	43	61	44	37	-1	1.9	188	24	0.0	0.0	0.0
Saturday, July 27, 2013	17:30	0:10	42	66	44	35	-5	2.9	202	23	0.0	0.0	0.0
Saturday, July 27, 2013	17:40	0:10	43	61	46	36	-5	1.0	204	24	0.0	0.0	0.0
Saturday, July 27, 2013	17:50	0:10	42	69	43	36	-6	1.4	204	24	0.0	0.0	0.0
Saturday, July 27, 2013	18:00	0:10	45	57	48	38	-4	2.2	193	23	0.0	0.0	0.0
Saturday, July 27, 2013	18:10	0:10	44	66	46	38	-1	2.8	186	22	0.0	0.0	0.0
Saturday, July 27, 2013	18:20	0:10	43	64	45	38	13	3.5	174	21	0.0	0.0	0.0
Saturday, July 27, 2013	18:30	0:10	43	63	45	40	-5	2.8	176	21	0.0	0.0	0.0
Saturday, July 27, 2013	18:40	0:10	43	55	45	39	12	3.4	166	21	0.0	0.0	0.0
Saturday, July 27, 2013	18:50	0:10	40	54	42	36	69	4.3	158	21	0.0	0.0	0.0
Saturday, July 27, 2013	19:00	0:10	43	70	46	36	109	4.7	154	21	0.0	0.0	0.0
Saturday, July 27, 2013	19:10	0:10	41	60	43	36	258	6.1	144	21	0.0	0.0	0.0
Saturday, July 27, 2013	19:20	0:10	43	60	45	37	295	6.1	153	20	0.0	0.0	0.0

Table A-2: Location B Summer Compliance Evaluation

Date	Time	Duration	Leq	Lmax	L(10)	L(90)	WT E2	WT E2	Onsite Met	Onsite Met	Loc. 6	Loc. 6	Loc. 6
	Start Time	(min)	(dBA)	(dBA)	(dBA)	(dBA)	Output (kW)	HH WS (m/s)	WD @ 75m (degrees)	Temp. (°C)	Avg. WS @ 2m (m/s)	Gust WS @ 2m (m/s)	Precip. (mm)
Saturday, July 27, 2013	19:30	0:10	41	52	44	36	343	6.3	153	20	0.0	0.0	0.0
Saturday, July 27, 2013	19:40	0:10	42	56	43	37	85	3.8	158	20	0.0	0.0	0.0
Saturday, July 27, 2013	19:50	0:10	43	65	45	37	68	3.5	156	19	0.0	0.0	0.0
Saturday, July 27, 2013	20:00	0:10	41	60	43	36	75	3.8	158	19	0.0	0.0	0.0
Saturday, July 27, 2013	20:10	0:10	43	56	46	38	137	4.3	161	20	0.0	0.0	0.0
Saturday, July 27, 2013	20:20	0:10	40	51	42	37	122	4.1	162	20	0.0	0.0	0.0
Saturday, July 27, 2013	20:30	0:10	42	64	44	37	106	4.0	165	19	0.0	0.0	0.0
Saturday, July 27, 2013	20:40	0:10	46	74	46	37	58	3.5	164	19	0.0	0.0	0.0
Saturday, July 27, 2013	20:50	0:10	45	70	45	37	50	3.4	161	19	0.0	0.0	0.0
Saturday, July 27, 2013	21:00	0:10	42	65	43	35	227	5.3	157	19	0.0	0.0	0.0
Saturday, July 27, 2013	21:10	0:10	41	59	43	36	377	6.2	157	19	0.0	0.0	0.0
Saturday, July 27, 2013	21:20	0:10	41	68	43	34	252	5.1	161	19	0.0	0.0	0.0
Saturday, July 27, 2013	21:30	0:10	39	59	41	34	61	3.5	169	19	0.0	0.0	0.0
Saturday, July 27, 2013	21:40	0:10	41	62	42	35	70	3.8	171	19	0.0	0.0	0.0
Saturday, July 27, 2013	21:50	0:10	39	61	42	34	170	5.0	175	18	0.0	0.0	0.0
Saturday, July 27, 2013	22:00	0:10	40	60	42	35	261	5.6	179	18	0.0	0.0	0.0
Saturday, July 27, 2013	22:10	0:10	39	55	41	34	262	5.6	185	18	0.0	0.0	0.0
Saturday, July 27, 2013	22:20	0:10	40	65	41	34	265	5.7	186	18	0.0	0.0	0.0
Saturday, July 27, 2013	22:30	0:10	39	60	42	33	220	5.5	188	18	0.0	0.0	0.0
Saturday, July 27, 2013	22:40	0:10	36	46	39	32	195	5.5	189	18	0.0	0.0	0.0
Saturday, July 27, 2013	22:50	0:10	38	64	41	33	163	5.2	187	17	0.0	0.0	0.0
Saturday, July 27, 2013	23:00	0:10	38	65	39	33	172	5.3	179	17	0.0	0.0	0.0
Saturday, July 27, 2013	23:10	0:10	36	58	37	32	155	5.0	177	18	0.0	0.0	0.0
Saturday, July 27, 2013	23:20	0:10	36	64	37	31	124	4.7	181	18	0.0	0.0	0.0
Saturday, July 27, 2013	23:30	0:10	35	63	36	30	133	5.0	182	17	0.0	0.0	0.0
Saturday, July 27, 2013	23:40	0:10	34	60	36	29	153	4.9	178	17	0.0	0.0	0.0
Saturday, July 27, 2013	23:50	0:10	34	61	36	29	160	5.0	178	17	0.0	0.0	0.0
Sunday, July 28, 2013	0:00	0:10	31	43	34	28	179	4.8	175	17	0.0	0.0	0.0
Sunday, July 28, 2013	0:10	0:10	30	37	33	27	153	4.7	181	17	0.0	0.0	0.0
Sunday, July 28, 2013	0:20	0:10	32	39	34	28	153	5.0	182	17	0.0	0.0	0.0
Sunday, July 28, 2013	0:30	0:10	31	41	34	27	142	4.7	187	17	0.0	0.0	0.0
Sunday, July 28, 2013	0:40	0:10	32	42	35	28	148	4.8	190	17	0.0	0.0	0.0
Sunday, July 28, 2013	0:50	0:10	31	39	34	27	182	5.3	187	16	0.0	0.0	0.0
Sunday, July 28, 2013	1:00	0:10	32	43	34	26	90	4.5	184	16	0.0	0.0	0.0
Sunday, July 28, 2013	1:10	0:10	30	37	32	26	28	3.8	202	16	0.0	0.0	0.0
Sunday, July 28, 2013	1:20	0:10	32	42	35	27	10	3.3	211	15	0.0	0.0	0.0
Sunday, July 28, 2013	1:30	0:10	32	41	34	27	16	3.6	204	15	0.0	0.0	0.0
Sunday, July 28, 2013	1:40	0:10	31	41	34	26	44	4.1	199	16	0.0	0.0	0.0
Sunday, July 28, 2013	1:50	0:10	32	45	34	26	28	3.8	195	16	0.0	0.0	0.0
Sunday, July 28, 2013	2:00	0:10	31	41	34	26	-4	3.6	186	16	0.0	0.0	0.0
Sunday, July 28, 2013	2:10	0:10	30	39	33	26	-4	3.4	191	16	0.0	0.0	0.0
Sunday, July 28, 2013	2:20	0:10	30	37	33	25	-4	1.7	199	16	0.0	0.0	0.0
Sunday, July 28, 2013	2:30	0:10	31	45	34	26	-4	2.2	202	16	0.0	0.0	0.0
Sunday, July 28, 2013	2:40	0:10	30	37	33	25	-4	2.1	199	15	0.0	0.0	0.0
Sunday, July 28, 2013	2:50	0:10	30	37	33	25	-4	1.6	190	15	0.0	0.0	0.0
Sunday, July 28, 2013	3:00	0:10	30	39	33	25	6	3.0	188	15	0.0	0.0	0.0
Sunday, July 28, 2013	3:10	0:10	30	38	33	25	-7	2.9	185	15	0.0	0.0	0.0
Sunday, July 28, 2013	3:20	0:10	30	38	32	25	31	3.7	186	15	0.0	0.0	0.0
Sunday, July 28, 2013	3:30	0:10	29	39	32	24	37	3.8	179	15	0.0	0.0	0.0
Sunday, July 28, 2013	3:40	0:10	30	45	32	24	6	3.1	185	15	0.0	0.0	0.0
Sunday, July 28, 2013	3:50	0:10	30	44	32	24	12	3.1	181	15	0.0	0.0	0.0
Sunday, July 28, 2013	4:00	0:10	28	39	31	23	7	3.3	169	15	0.0	0.0	0.0
Sunday, July 28, 2013	4:10	0:10	28	45	32	23	19	3.6	139	15	0.0	0.0	0.0
Sunday, July 28, 2013	4:20	0:10	27	42	31	23	24	3.7	127	15	0.0	0.0	0.0
Sunday, July 28, 2013	4:30	0:10	30	53	33	23	20	3.7	139	15	0.0	0.0	0.0
Sunday, July 28, 2013	4:40	0:10	27	47	30	23	46	4.1	133	15	0.0	0.0	0.0
Sunday, July 28, 2013	4:50	0:10	28	46	32	22	62	4.2	142	15	0.0	0.0	0.0
Sunday, July 28, 2013	5:00	0:10	30	50	33	24	115	4.8	120	15	0.0	0.0	0.0
Sunday, July 28, 2013	5:10	0:10	37	57	40	26	120	4.9	127	15	0.0	0.0	0.0
Sunday, July 28, 2013	5:20	0:10	35	46	39	27	84	4.5	140	15	0.0	0.0	0.0
Sunday, July 28, 2013	5:30	0:10	37	47	41	29	127	4.7	132	15	0.0	0.0	0.0
Sunday, July 28, 2013	5:40	0:10	36	49	41	28	86	4.3	135	15	0.0	0.0	0.0
Sunday, July 28, 2013	5:50	0:10	35	46	39	27	15	3.6	140	15	0.0	0.0	0.0
Sunday, July 28, 2013	6:00	0:10	35	56	38	25	109	4.7	141	15	0.0	0.0	0.0
Sunday, July 28, 2013	6:10	0:10	38	61	40	27	75	4.4	146	15	0.0	0.0	0.0
Sunday, July 28, 2013	6:20	0:10	35	64	36	25	63	4.2	136	15	0.0	0.0	0.0
Sunday, July 28, 2013	6:30	0:10	33	47	37	24	89	4.5	136	15	0.0	0.0	0.0
Sunday, July 28, 2013	6:40	0:10	39	60	41	27	63	4.3	142	16	0.0	0.0	0.0
Sunday, July 28, 2013	6:50	0:10	39	62	41	30	62	4.2	143	16	0.0	0.0	0.0
Sunday, July 28, 2013	7:00	0:10	44	71	38	27	111	4.6	132	16	0.0	0.0	0.0
Sunday, July 28, 2013	7:10	0:10	34	47	37	26	154	4.8	139	16	0.0	0.0	0.0
Sunday, July 28, 2013	7:20	0:10	34	50	36	28	185	5.4	141	16	0.0	0.0	0.0
Sunday, July 28, 2013	7:30	0:10	40	58	42	31	151	5.1	147	17	0.0	0.0	0.0
Sunday, July 28, 2013	7:40	0:10	40	58	42	32	160	5.2	144	17	0.0	0.0	0.0
Sunday, July 28, 2013	7:50	0:10	38	52	42	30	88	4.4	144	17	0.0	0.0	0.0
Sunday, July 28, 2013	8:00	0:10	39	59	42	30	87	4.5	149	17	0.0	0.0	0.0
Sunday, July 28, 2013	8:10	0:10	39	52	41	33	23	3.6	149	17	0.0	0.0	0.0
Sunday, July 28, 2013	8:20	0:10	38	54	41	32	10	3.4	140	17	0.0	0.0	0.0
Sunday, July 28, 2013	8:30	0:10	42	57	45	35	5	3.3	109	17	0.0	0.0	0.0
Sunday, July 28, 2013	8:40	0:10	39	50	42	35	28	3.6	134	18	0.0	0.0	0.0
Sunday, July 28, 2013	8:50	0:10	42	54	45	36	21	3.6	157	18	0.0	0.0	0.0
Sunday, July 28, 2013	9:00	0:10	42	53	46	37	68	4.2	118	18	0.0	0.0	0.0
Sunday, July 28, 2013	9:10	0:10	40	52	43	34	106	4.7	113	18	0.0	0.0	0.0
Sunday, July 28, 2013	9:20	0:10	41	59	43	34	55	4.0	125	18	0.0	0.0	0.0
Sunday, July 28, 2013	9:30	0:10	39	51	42	35	77	4.3	126	18	0.0	0.0	0.0
Sunday, July 28, 2013	9:40	0:10	41	55	43	35	89	4.4	130	19	0.0	0.0	0.0
Sunday, July 28, 2013	9:50	0:10	42	63	43	34	41	3.7	133	18	0.0	0.0	0.0
Sunday, July 28, 2013	10:00	0:10	42	56	44	37	43	4.0	131	18	0.0	0.0	0.0
Sunday, July 28, 2013	10:10	0:10	40	54	42	36	22	3.4	132	18	0.0	0.2	0.0
Sunday, July 28, 2013	10:20	0:10	37	52	39	33	10	3.3	128	18	0.0	0.0	0.0
Sunday, July 28, 2013	10:30	0:10	42	70	42	35	-4	2.3	133	19	0.0	0.0	0.0
Sunday, July 28, 2013	10:40	0:10	39	49	41	36	1	3.2	134	19	0.0	0.0	0.0
Sunday, July 28, 2013	10:50	0:10	39	49	41	36	49	3.9	128	19	0.0	0.0	0.0

Table A-2: Location B Summer Compliance Evaluation

Date	Time	Duration	Leq	Lmax	L(10)	L(90)	WT E2	WT E2	Onsite Met	Onsite Met	Loc. 6	Loc. 6	Loc. 6
	Start Time	(min)	(dBA)	(dBA)	(dBA)	(dBA)	Output (kW)	HH WS (m/s)	WD @ 75m (degrees)	Temp. (°C)	Avg. WS @ 2m (m/s)	Gust WS @ 2m (m/s)	Precip. (mm)
Sunday, July 28, 2013	11:00	0:10	42	58	45	36	130	4.8	132	19	0.0	0.0	0.0
Sunday, July 28, 2013	11:10	0:10	41	64	42	37	123	4.7	115	20	0.0	0.0	0.0
Sunday, July 28, 2013	11:20	0:10	43	56	46	38	154	5.1	127	20	0.0	0.0	0.0
Sunday, July 28, 2013	11:30	0:10	41	50	44	36	128	4.6	141	20	0.0	0.0	0.0
Sunday, July 28, 2013	11:40	0:10	40	51	42	37	90	4.2	128	20	0.0	2.2	0.0
Sunday, July 28, 2013	11:50	0:10	47	66	45	39	63	4.0	116	21	0.0	0.7	0.0
Sunday, July 28, 2013	12:00	0:10	41	53	43	36	113	4.6	107	21	0.0	0.0	0.0
Sunday, July 28, 2013	12:10	0:10	40	59	42	36	149	5.1	122	21	0.0	1.1	0.0
Sunday, July 28, 2013	12:20	0:10	40	51	41	37	227	5.6	120	22	0.0	0.2	0.0
Sunday, July 28, 2013	12:30	0:10	41	49	42	38	161	5.0	135	22	0.0	0.0	0.0
Sunday, July 28, 2013	12:40	0:10	40	60	41	38	202	5.3	122	21	0.0	0.0	0.0
Sunday, July 28, 2013	12:50	0:10	39	48	41	37	221	5.6	133	22	0.0	1.7	0.0
Sunday, July 28, 2013	13:00	0:10	39	43	40	36	170	5.2	126	22	0.0	0.0	0.0
Sunday, July 28, 2013	13:10	0:10	41	51	44	38	294	6.1	131	22	0.0	0.0	0.0
Sunday, July 28, 2013	13:20	0:10	45	55	48	38	292	6.1	106	21	0.0	0.0	0.0
Sunday, July 28, 2013	13:30	0:10	44	57	46	38	310	6.2	117	22	0.0	1.3	0.0
Sunday, July 28, 2013	13:40	0:10	47	56	50	41	360	6.4	109	22	0.0	0.9	0.0
Sunday, July 28, 2013	13:50	0:10	45	57	48	40	257	6.6	133	22	0.0	1.5	0.0
Sunday, July 28, 2013	14:00	0:10	45	57	47	39	-4	7.4	131	22	0.2	3.0	0.0
Sunday, July 28, 2013	14:10	0:10	42	51	43	40	-4	8.1	119	22	0.0	1.5	0.0
Sunday, July 28, 2013	14:20	0:10	41	53	43	37	-4	7.2	128	22	0.0	0.2	0.0
Sunday, July 28, 2013	14:30	0:10	42	56	44	40	-4	5.8	130	22	0.0	0.0	0.0
Sunday, July 28, 2013	14:40	0:10	42	50	44	38	-4	6.4	131	22	0.0	0.0	0.0
Sunday, July 28, 2013	14:50	0:10	42	50	44	40	-2	8.0	128	22	0.0	0.2	0.0
Sunday, July 28, 2013	15:00	0:10	44	50	46	41	416	7.1	125	22	0.0	1.3	0.0
Sunday, July 28, 2013	15:10	0:10	43	53	46	40	590	7.6	109	21	0.0	1.3	0.0
Sunday, July 28, 2013	15:20	0:10	45	49	47	41	494	7.0	109	21	0.2	2.6	0.0
Sunday, July 28, 2013	15:30	0:10	45	59	47	41	573	7.3	109	20	0.0	0.7	0.0
Sunday, July 28, 2013	15:40	0:10	43	52	45	40	670	7.9	107	20	0.0	1.3	0.0
Sunday, July 28, 2013	15:50	0:10	45	59	48	41	671	7.8	104	20	0.0	0.0	0.0
Sunday, July 28, 2013	16:00	0:10	45	61	48	40	934	8.8	106	19	0.0	0.0	0.0
Sunday, July 28, 2013	16:10	0:10	46	64	50	38	1434	10.1	101	19	0.0	1.7	0.0
Sunday, July 28, 2013	16:20	0:10	45	59	47	41	1191	9.4	101	18	0.0	0.2	0.0
Sunday, July 28, 2013	16:30	0:10	41	51	43	38	924	8.5	106	18	0.0	1.1	0.0
Sunday, July 28, 2013	16:40	0:10	43	55	46	39	624	7.7	106	18	0.0	0.0	0.0
Sunday, July 28, 2013	16:50	0:10	44	56	47	40	639	7.7	103	18	0.0	0.0	0.0
Sunday, July 28, 2013	17:00	0:10	43	55	46	38	778	8.1	108	18	0.0	0.0	0.0
Sunday, July 28, 2013	17:10	0:10	41	54	43	38	363	6.4	114	18	0.0	0.0	0.0
Sunday, July 28, 2013	17:20	0:10	42	53	44	38	652	7.8	112	18	0.0	0.0	0.0
Sunday, July 28, 2013	17:30	0:10	44	52	46	40	498	7.1	111	18	0.0	0.0	0.0
Sunday, July 28, 2013	17:40	0:10	44	51	47	40	757	8.1	113	18	0.0	0.0	0.0
Sunday, July 28, 2013	17:50	0:10	42	52	44	40	1340	9.9	113	18	0.0	0.0	0.0
Sunday, July 28, 2013	18:00	0:10	42	53	44	38	1094	9.1	110	18	0.0	0.0	0.0
Sunday, July 28, 2013	18:10	0:10	44	54	46	41	824	8.4	114	18	0.0	0.0	0.0
Sunday, July 28, 2013	18:20	0:10	44	54	47	39	737	7.9	113	17	0.0	0.0	0.0
Sunday, July 28, 2013	18:30	0:10	42	57	44	37	760	8.2	114	17	0.0	2.0	0.0
Sunday, July 28, 2013	18:40	0:10	42	48	45	38	862	8.5	115	17	0.0	0.2	0.0
Sunday, July 28, 2013	18:50	0:10	40	50	42	36	673	7.8	114	17	0.0	2.0	0.0
Sunday, July 28, 2013	19:00	0:10	41	51	44	36	932	8.6	107	17	0.0	0.6	0.0
Sunday, July 28, 2013	19:10	0:10	51	63	54	47	1153	9.3	109	17	0.0	0.4	0.0
Sunday, July 28, 2013	19:20	0:10	56	68	57	54	917	8.5	108	17	0.0	0.0	0.0
Sunday, July 28, 2013	19:30	0:10	56	70	58	54	1035	8.8	114	17	0.0	0.0	0.0
Sunday, July 28, 2013	19:40	0:10	52	70	53	50	1167	9.4	116	17	0.0	0.0	0.3
Sunday, July 28, 2013	19:50	0:10	50	69	52	47	978	8.9	108	17	0.0	0.0	0.3
Sunday, July 28, 2013	20:00	0:10	51	61	53	46	866	8.4	108	17	0.0	0.0	0.3
Sunday, July 28, 2013	20:10	0:10	56	69	58	53	935	8.5	108	17	0.0	0.0	0.3
Sunday, July 28, 2013	20:20	0:10	56	69	57	55	926	8.5	107	17	0.0	0.0	0.3
Sunday, July 28, 2013	20:30	0:10	53	68	54	50	996	8.7	109	17	0.0	0.0	0.8
Sunday, July 28, 2013	20:40	0:10	54	65	55	53	950	8.5	114	17	0.0	0.0	0.5
Sunday, July 28, 2013	20:50	0:10	55	68	57	51	784	8.2	107	17	0.0	0.0	0.0
Sunday, July 28, 2013	21:00	0:10	49	63	51	46	640	7.6	108	17	0.0	0.0	0.5
Sunday, July 28, 2013	21:10	0:10	45	55	47	43	856	8.3	111	17	0.0	0.0	0.3
Sunday, July 28, 2013	21:20	0:10	43	54	45	40	831	8.3	109	17	0.0	0.0	0.3
Sunday, July 28, 2013	21:30	0:10	40	53	42	38	840	8.3	107	17	0.0	0.0	0.5
Sunday, July 28, 2013	21:40	0:10	42	52	45	39	729	8.0	107	17	0.0	0.0	0.5
Sunday, July 28, 2013	21:50	0:10	52	67	54	46	929	8.7	107	17	0.0	0.0	0.0
Sunday, July 28, 2013	22:00	0:10	49	63	52	45	695	8.0	105	17	0.0	0.0	0.0
Sunday, July 28, 2013	22:10	0:10	44	60	45	42	677	7.9	109	17	0.0	0.0	0.0
Sunday, July 28, 2013	22:20	0:10	41	52	43	39	737	8.1	109	17	0.0	0.0	0.0
Sunday, July 28, 2013	22:30	0:10	39	61	41	37	610	7.5	108	17	0.0	0.0	0.0
Sunday, July 28, 2013	22:40	0:10	38	50	40	36	866	8.6	106	17	0.0	0.0	0.0
Sunday, July 28, 2013	22:50	0:10	37	55	39	35	912	8.6	108	17	0.0	0.0	0.0
Sunday, July 28, 2013	23:00	0:10	37	49	39	35	734	8.0	115	16	0.0	0.0	0.0
Sunday, July 28, 2013	23:10	0:10	35	52	37	33	511	7.2	118	16	0.0	0.0	0.3
Sunday, July 28, 2013	23:20	0:10	37	51	40	33	320	6.2	118	17	0.0	0.0	0.0
Sunday, July 28, 2013	23:30	0:10	37	53	39	34	264	5.9	121	17	0.0	0.0	0.0
Sunday, July 28, 2013	23:40	0:10	36	51	38	34	300	6.2	140	17	0.0	0.0	0.0
Sunday, July 28, 2013	23:50	0:10	36	52	38	33	295	6.0	135	17	0.0	0.0	0.0
Monday, July 29, 2013	0:00	0:10	37	52	39	32	286	5.8	137	16	0.0	0.0	0.0
Monday, July 29, 2013	0:10	0:10	35	54	38	31	225	5.5	140	16	0.0	0.0	0.0
Monday, July 29, 2013	0:20	0:10	33	47	36	30	170	5.0	145	16	0.0	0.0	0.0
Monday, July 29, 2013	0:30	0:10	34	53	36	30	98	4.5	153	16	0.0	0.0	0.0
Monday, July 29, 2013	0:40	0:10	33	51	35	30	81	5.3	148	16	0.0	0.0	0.0
Monday, July 29, 2013	0:50	0:10	35	51	37	30	145	4.9	153	16	0.0	0.0	0.0
Monday, July 29, 2013	1:00	0:10	38	54	40	35	106	4.7	156	16	0.0	0.0	0.0
Monday, July 29, 2013	1:10	0:10	43	66	45	38	74	4.2	144	17	0.0	0.0	0.0
Monday, July 29, 2013	1:20	0:10	43	63	45	41	58	4.0	144	16	0.0	0.0	0.0
Monday, July 29, 2013	1:30	0:10	41	60	42	38	111	4.4	142	16	0.0	0.0	0.0
Monday, July 29, 2013	1:40	0:10	38	49	40	35	99	4.4	140	16	0.0	0.0	0.0
Monday, July 29, 2013	1:50	0:10	37	53	40	34	9	3.0	147	16	0.0	0.0	0.0
Monday, July 29, 2013	2:00	0:10	36	49	37	33	-4	1.9	155	16	0.0	0.0	0.0
Monday, July 29, 2013	2:10	0:10	35	50	37	32	-4	2.5	165	16	0.0	0.0	0.0
Monday, July 29, 2013	2:20	0:10	36	67	38	31	-4	2.2	165	16	0.0	0.0	0.0

Table A-2: Location B Summer Compliance Evaluation

Date	Time	Duration	Leq	Lmax	L(10)	L(90)	WT E2	WT E2	Onsite Met	Onsite Met	Loc. 6	Loc. 6	Loc. 6
	Start Time	(min)	(dBA)	(dBA)	(dBA)	(dBA)	Output (kW)	HH WS (m/s)	WD @ 75m (degrees)	Temp. (°C)	Avg. WS @ 2m (m/s)	Gust WS @ 2m (m/s)	Precip. (mm)
Monday, July 29, 2013	2:30	0:10	34	57	35	30	-4	1.9	166	16	0.0	0.0	0.0
Monday, July 29, 2013	2:40	0:10	34	48	36	30	-4	2.6	164	16	0.0	0.0	0.0
Monday, July 29, 2013	2:50	0:10	33	46	36	30	-4	3.0	154	16	0.0	0.0	0.0
Monday, July 29, 2013	3:00	0:10	37	60	39	32	0	2.7	167	16	0.0	0.0	0.0
Monday, July 29, 2013	3:10	0:10	35	53	37	32	-4	3.0	173	16	0.0	0.0	0.0
Monday, July 29, 2013	3:20	0:10	38	51	42	32	-4	2.1	180	16	0.0	0.0	0.0
Monday, July 29, 2013	3:30	0:10	46	62	48	43	-5	2.4	179	16	0.0	0.0	0.0
Monday, July 29, 2013	3:40	0:10	42	61	44	39	-4	3.1	175	16	0.0	0.0	0.3
Monday, July 29, 2013	3:50	0:10	39	57	41	36	-5	2.5	172	16	0.0	0.0	0.0
Monday, July 29, 2013	4:00	0:10	38	59	40	35	-6	2.7	166	16	0.0	0.0	0.0
Monday, July 29, 2013	4:10	0:10	36	52	38	34	-4	2.5	179	16	0.0	0.0	0.0
Monday, July 29, 2013	4:20	0:10	38	63	40	34	13	3.5	172	16	0.0	0.0	0.0
Monday, July 29, 2013	4:30	0:10	36	47	37	33	14	3.5	151	16	0.0	0.0	0.0
Monday, July 29, 2013	4:40	0:10	36	48	38	33	-6	2.9	160	16	0.0	0.0	0.0
Monday, July 29, 2013	4:50	0:10	35	55	37	31	-6	2.1	159	16	0.0	0.0	0.0
Monday, July 29, 2013	5:00	0:10	35	53	37	30	-5	1.6	183	16	0.0	0.0	0.0
Monday, July 29, 2013	5:10	0:10	37	59	40	31	-4	1.9	178	16	0.0	0.0	0.0
Monday, July 29, 2013	5:20	0:10	41	64	41	32	-5	2.2	169	16	0.0	0.0	0.0
Monday, July 29, 2013	5:30	0:10	40	53	43	34	-5	2.9	187	16	0.0	0.0	0.0
Monday, July 29, 2013	5:40	0:10	40	59	43	34	-5	2.6	206	16	0.0	0.0	0.0
Monday, July 29, 2013	5:50	0:10	38	47	41	32	-5	1.8	217	16	0.0	0.0	0.0
Monday, July 29, 2013	6:00	0:10	37	50	41	30	-4	1.2	216	16	0.0	0.0	0.0
Monday, July 29, 2013	6:10	0:10	39	52	43	31	-4	1.0	211	16	0.0	0.0	0.0
Monday, July 29, 2013	6:20	0:10	40	50	43	32	-4	2.1	195	16	0.0	0.0	0.0
Monday, July 29, 2013	6:30	0:10	38	47	41	33	-8	3.1	195	16	0.0	0.0	0.0
Monday, July 29, 2013	6:40	0:10	39	50	42	34	-5	2.9	188	16	0.0	0.0	0.0
Monday, July 29, 2013	6:50	0:10	40	48	43	36	-4	2.0	175	16	0.0	0.0	0.0
Monday, July 29, 2013	7:00	0:10	39	49	42	34	-4	1.3	191	16	0.0	0.0	0.0
Monday, July 29, 2013	7:10	0:10	39	53	41	31	-4	1.4	192	16	0.0	0.0	0.0
Monday, July 29, 2013	7:20	0:10	36	46	38	31	-4	1.2	172	16	0.0	0.0	0.0
Monday, July 29, 2013	7:30	0:10	37	52	40	31	-4	1.1	178	16	0.0	0.0	0.0
Monday, July 29, 2013	7:40	0:10	39	53	43	29	-1	2.4	198	17	0.0	0.0	0.0
Monday, July 29, 2013	7:50	0:10	39	51	43	31	2	3.3	203	17	0.0	0.0	0.0
Monday, July 29, 2013	8:00	0:10	38	47	42	30	-1	3.1	216	17	0.0	0.0	0.0
Monday, July 29, 2013	8:10	0:10	38	47	42	32	-6	0.8	251	17	0.0	0.0	0.0
Monday, July 29, 2013	8:20	0:10	38	52	41	30	-5	1.0	258	18	0.0	0.0	0.0
Monday, July 29, 2013	8:30	0:10	42	59	45	33	-5	1.2	229	18	0.0	0.0	0.0
Monday, July 29, 2013	8:40	0:10	38	46	42	31	-4	1.6	210	18	0.0	0.0	0.0
Monday, July 29, 2013	8:50	0:10	39	47	42	32	-4	1.6	209	17	0.0	0.0	0.0
Monday, July 29, 2013	9:00	0:10	38	49	42	30	-3	1.2	201	17	0.0	0.0	0.0
Monday, July 29, 2013	9:10	0:10	39	52	42	32	-1	1.1	201	17	0.0	0.0	0.0
Monday, July 29, 2013	9:20	0:10	40	53	44	34	0	1.5	169	17	0.0	0.0	0.0
Monday, July 29, 2013	9:30	0:10	38	49	41	32	0	1.3	169	17	0.0	0.0	0.0
Monday, July 29, 2013	9:40	0:10	40	50	43	33	0	1.3	182	17	0.0	0.0	0.0
Monday, July 29, 2013	9:50	0:10	41	59	43	33	-2	1.1	226	18	0.0	0.0	0.0
Monday, July 29, 2013	10:00	0:10	40	49	44	33	-1	1.3	206	18	0.0	0.0	0.0
Monday, July 29, 2013	10:10	0:10	40	52	42	34	-1	1.7	183	18	0.0	0.0	0.0
Monday, July 29, 2013	10:20	0:10	40	52	43	33	-1	2.2	165	18	0.0	0.0	0.0
Monday, July 29, 2013	10:30	0:10	38	46	41	32	-1	2.1	148	19	0.0	0.0	0.0
Monday, July 29, 2013	10:40	0:10	38	49	41	32	-1	1.7	189	19	0.0	0.0	0.0
Monday, July 29, 2013	10:50	0:10	36	45	39	30	-1	2.4	168	20	0.0	0.0	0.0
Monday, July 29, 2013	11:00	0:10	38	49	42	31	-1	3.3	174	20	0.0	0.0	0.0
Monday, July 29, 2013	11:10	0:10	38	56	41	31	-4	2.8	172	20	0.0	0.0	0.0
Monday, July 29, 2013	11:20	0:10	48	66	49	37	-1	2.8	167	20	0.0	0.0	0.0
Monday, July 29, 2013	11:30	0:10	40	53	43	33	3	2.7	153	20	0.0	0.0	0.0
Monday, July 29, 2013	11:40	0:10	40	55	42	33	14	3.2	161	20	0.0	0.0	0.0
Monday, July 29, 2013	11:50	0:10	46	56	52	34	-5	2.4	161	21	0.0	0.0	0.0
Monday, July 29, 2013	12:00	0:10	46	55	50	35	-1	2.8	136	21	0.0	0.0	0.0
Monday, July 29, 2013	12:10	0:10	61	69	65	52	29	3.8	121	20	0.0	0.0	0.0
Monday, July 29, 2013	12:20	0:10	59	68	62	53	-5	5.5	127	20	0.0	0.6	0.0
Monday, July 29, 2013	12:30	0:10	48	56	52	43	-6	4.2	146	21	0.0	0.0	0.0
Monday, July 29, 2013	12:40	0:10	41	50	43	37	-4	2.4	167	22	0.0	0.0	0.0
Monday, July 29, 2013	12:50	0:10	39	52	42	34	-4	2.2	153	22	0.0	0.0	0.0
Monday, July 29, 2013	13:00	0:10	40	51	43	34	-4	1.5	155	22	0.0	0.0	0.0
Monday, July 29, 2013	13:10	0:10	38	50	40	32	-3	2.9	143	22	0.0	0.0	0.0
Monday, July 29, 2013	13:20	0:10	43	54	47	36	-1	3.6	151	21	0.0	0.0	0.0
Monday, July 29, 2013	13:30	0:10	40	51	43	35	-2	3.7	151	22	0.0	0.6	0.0
Monday, July 29, 2013	13:40	0:10	38	50	41	33	-1	3.7	149	22	0.0	0.0	0.0
Monday, July 29, 2013	13:50	0:10	46	60	48	38	-1	4.5	154	21	0.0	0.0	0.0
Monday, July 29, 2013	14:00	0:10	59	68	65	47	0	6.0	158	21	0.0	0.0	0.0
Monday, July 29, 2013	14:10	0:10	44	55	46	42	0	6.3	158	21	0.0	0.0	0.0
Monday, July 29, 2013	14:20	0:10	53	84	45	39	0	6.3	142	21	0.0	1.9	0.0
Monday, July 29, 2013	14:30	0:10	54	65	58	44	0	3.9	142	21	0.4	3.0	0.0
Monday, July 29, 2013	14:40	0:10	60	85	63	51	0	6.9	195	19	0.0	2.6	0.3
Monday, July 29, 2013	14:50	0:10	69	75	71	66	0	5.9	218	16	0.0	0.0	2.5
Monday, July 29, 2013	15:00	0:10	66	81	68	63	480	7.6	212	16	0.0	0.0	1.0
Monday, July 29, 2013	15:10	0:10	62	71	64	59	248	5.0	167	16	0.0	0.0	0.3
Monday, July 29, 2013	15:20	0:10	53	71	56	47	342	5.8	228	18	0.0	0.0	0.0
Monday, July 29, 2013	15:30	0:10	62	72	69	44	482	7.2	253	19	0.0	2.6	0.0
Monday, July 29, 2013	15:40	0:10	62	71	67	50	140	4.4	277	20	0.0	0.0	0.0
Monday, July 29, 2013	15:50	0:10	47	61	49	43	84	3.8	294	20	0.0	0.0	0.0
Monday, July 29, 2013	16:00	0:10	43	65	45	40	199	5.6	312	21	0.0	0.0	0.0
Monday, July 29, 2013	16:10	0:10	42	60	44	38	58	4.1	312	21	0.0	0.0	0.0
Monday, July 29, 2013	16:20	0:10	42	57	45	36	76	4.4	323	21	0.0	0.0	0.0
Monday, July 29, 2013	16:30	0:10	42	55	45	37	96	4.6	329	21	0.0	0.0	0.0
Monday, July 29, 2013	16:40	0:10	42	54	45	37	17	3.1	328	22	0.0	0.0	0.0
Monday, July 29, 2013	16:50	0:10	42	54	45	39	-5	2.2	330	21	0.0	0.0	0.0
Monday, July 29, 2013	17:00	0:10	43	54	45	38	1	3.8	358	20	0.0	0.0	0.0
Monday, July 29, 2013	17:10	0:10	43	50	45	40	17	3.5	336	19	0.0	0.0	0.0
Monday, July 29, 2013	17:20	0:10	39	51	41	35	-5	2.7	343	19	0.0	0.0	0.0
Monday, July 29, 2013	17:30	0:10	41	49	43	36	-4	1.9	320	19	0.0	0.0	0.0
Monday, July 29, 2013	17:40	0:10	44	64	44	37	-5	1.4	315	20	0.0	0.0	0.0
Monday, July 29, 2013	17:50	0:10	41	53	43	37	-4	2.0	299	20	0.0	0.0	0.0

Table A-2: Location B Summer Compliance Evaluation

Date	Time	Duration	Leq	Lmax	L(10)	L(90)	WT E2	WT E2	Onsite Met	Onsite Met	Loc. 6	Loc. 6	Loc. 6
	Start Time	(min)	(dBA)	(dBA)	(dBA)	(dBA)	Output (kW)	HH WS (m/s)	WD @ 75m (degrees)	Temp. (°C)	Avg. WS @ 2m (m/s)	Gust WS @ 2m (m/s)	Precip. (mm)
Monday, July 29, 2013	18:00	0:10	41	53	43	36	18	4.7	305	20	0.0	0.4	0.0
Monday, July 29, 2013	18:10	0:10	41	60	43	35	95	4.7	299	19	0.0	0.0	0.0
Monday, July 29, 2013	18:20	0:10	37	52	40	33	135	4.9	290	19	0.0	0.0	0.0
Monday, July 29, 2013	18:30	0:10	36	52	39	32	15	3.2	290	19	0.0	1.9	0.0
Monday, July 29, 2013	18:40	0:10	40	58	43	34	-2	2.9	286	19	0.0	0.7	0.0
Monday, July 29, 2013	18:50	0:10	38	52	40	34	-3	2.8	295	20	0.0	1.1	0.0
Monday, July 29, 2013	19:00	0:10	39	48	42	33	17	3.5	302	20	0.0	0.0	0.0
Monday, July 29, 2013	19:10	0:10	36	45	39	29	22	3.6	298	20	0.0	0.0	0.0
Monday, July 29, 2013	19:20	0:10	38	56	40	34	62	4.0	299	20	0.0	0.0	0.0
Monday, July 29, 2013	19:30	0:10	36	48	38	30	78	4.3	315	19	0.0	0.0	0.0
Monday, July 29, 2013	19:40	0:10	46	64	44	33	33	3.7	317	19	0.0	0.0	0.0
Monday, July 29, 2013	19:50	0:10	39	53	43	33	12	3.2	312	19	0.0	0.0	0.0
Monday, July 29, 2013	20:00	0:10	41	69	43	34	-6	2.5	300	18	0.0	0.0	0.0
Monday, July 29, 2013	20:10	0:10	39	53	41	35	-5	2.8	289	18	0.0	0.0	0.0
Monday, July 29, 2013	20:20	0:10	37	51	39	32	18	3.0	280	17	0.0	0.0	0.0
Monday, July 29, 2013	20:30	0:10	36	50	39	31	64	4.1	276	17	0.0	0.0	0.0
Monday, July 29, 2013	20:40	0:10	34	48	37	29	75	4.3	277	16	0.0	0.0	0.0
Monday, July 29, 2013	20:50	0:10	35	44	37	31	122	4.7	279	16	0.0	0.0	0.0
Monday, July 29, 2013	21:00	0:10	35	43	37	30	132	4.8	275	16	0.0	0.0	0.0
Monday, July 29, 2013	21:10	0:10	35	49	37	31	49	3.9	273	16	0.0	0.0	0.0
Monday, July 29, 2013	21:20	0:10	36	48	38	32	40	3.9	272	16	0.0	0.0	0.0
Monday, July 29, 2013	21:30	0:10	35	43	37	32	-5	1.4	274	16	0.0	0.0	0.0
Monday, July 29, 2013	21:40	0:10	34	40	36	31	-5	1.4	277	16	0.0	0.0	0.0
Monday, July 29, 2013	21:50	0:10	33	43	35	31	40	3.6	279	16	0.0	0.0	0.0
Monday, July 29, 2013	22:00	0:10	33	46	35	31	155	5.1	278	16	0.0	0.0	0.0
Monday, July 29, 2013	22:10	0:10	36	49	39	30	224	5.7	277	16	0.0	0.0	0.0
Monday, July 29, 2013	22:20	0:10	35	46	38	32	213	5.5	280	16	0.0	0.0	0.0
Monday, July 29, 2013	22:30	0:10	33	39	35	31	162	5.1	282	16	0.0	0.0	0.0
Monday, July 29, 2013	22:40	0:10	32	41	35	29	275	5.8	288	15	0.0	0.0	0.0
Monday, July 29, 2013	22:50	0:10	32	43	35	29	263	5.9	291	15	0.0	0.0	0.0
Monday, July 29, 2013	23:00	0:10	32	39	34	29	323	6.2	297	15	0.0	0.0	0.0
Monday, July 29, 2013	23:10	0:10	33	42	36	29	366	6.4	303	16	0.0	0.0	0.0
Monday, July 29, 2013	23:20	0:10	34	46	35	28	389	6.6	301	16	0.0	0.0	0.0
Monday, July 29, 2013	23:30	0:10	34	44	37	29	566	7.5	299	15	0.0	0.0	0.0
Monday, July 29, 2013	23:40	0:10	31	37	33	29	537	7.3	298	15	0.0	0.0	0.0
Monday, July 29, 2013	23:50	0:10	35	49	39	29	458	7.0	299	15	0.0	0.0	0.0
Tuesday, July 30, 2013	0:00	0:10	33	45	36	29	385	6.6	302	15	0.0	0.0	0.0
Tuesday, July 30, 2013	0:10	0:10	32	43	34	29	419	6.8	297	15	0.0	0.0	0.0
Tuesday, July 30, 2013	0:20	0:10	30	37	32	29	406	6.7	301	15	0.0	0.7	0.0
Tuesday, July 30, 2013	0:30	0:10	30	37	32	29	543	7.3	304	15	0.0	0.0	0.0
Tuesday, July 30, 2013	0:40	0:10	31	42	33	29	551	7.3	306	15	0.0	0.0	0.0
Tuesday, July 30, 2013	0:50	0:10	30	39	32	28	376	6.6	308	15	0.0	0.0	0.0
Tuesday, July 30, 2013	1:00	0:10	29	37	30	28	235	5.6	313	14	0.0	0.0	0.0
Tuesday, July 30, 2013	1:10	0:10	29	37	32	28	242	5.8	324	15	0.0	0.0	0.0
Tuesday, July 30, 2013	1:20	0:10	31	41	33	27	267	5.9	340	15	0.0	0.0	0.0
Tuesday, July 30, 2013	1:30	0:10	29	39	32	27	225	5.5	336	15	0.0	0.0	0.0
Tuesday, July 30, 2013	1:40	0:10	28	40	30	26	295	6.1	333	15	0.0	0.0	0.0
Tuesday, July 30, 2013	1:50	0:10	29	44	31	26	567	7.5	335	14	0.0	0.0	0.0
Tuesday, July 30, 2013	2:00	0:10	29	41	32	25	-2	7.0	335	14	0.0	0.0	0.0
Tuesday, July 30, 2013	2:10	0:10	28	42	31	25	-4	6.4	326	14	0.0	0.0	0.0
Tuesday, July 30, 2013	2:20	0:10	29	39	31	25	-4	6.1	320	14	0.0	0.7	0.0
Tuesday, July 30, 2013	2:30	0:10	29	39	32	26	-4	6.5	320	14	0.0	0.0	0.0
Tuesday, July 30, 2013	2:40	0:10	29	39	31	26	-4	6.9	315	14	0.0	0.0	0.0
Tuesday, July 30, 2013	2:50	0:10	31	44	33	26	-4	7.0	311	14	0.0	0.0	0.0
Tuesday, July 30, 2013	3:00	0:10	33	45	34	27	319	7.3	322	14	0.0	0.0	0.0
Tuesday, July 30, 2013	3:10	0:10	30	40	33	26	488	7.1	321	14	0.0	0.0	0.0
Tuesday, July 30, 2013	3:20	0:10	31	47	34	26	651	7.6	319	13	0.0	0.0	0.0
Tuesday, July 30, 2013	3:30	0:10	31	43	34	26	1101	9.1	320	13	0.0	0.0	0.0
Tuesday, July 30, 2013	3:40	0:10	28	49	30	26	1055	9.2	323	13	0.0	0.0	0.0
Tuesday, July 30, 2013	3:50	0:10	30	44	33	26	1009	8.9	320	13	0.0	0.0	0.0
Tuesday, July 30, 2013	4:00	0:10	32	43	35	27	808	8.4	331	13	0.0	0.0	0.0
Tuesday, July 30, 2013	4:10	0:10	30	44	32	26	931	8.7	340	13	0.0	0.0	0.0
Tuesday, July 30, 2013	4:20	0:10	33	44	36	27	952	8.7	340	14	0.0	0.0	0.0
Tuesday, July 30, 2013	4:30	0:10	32	54	35	26	944	8.7	325	13	0.0	0.0	0.0
Tuesday, July 30, 2013	4:40	0:10	32	45	35	27	819	8.1	322	13	0.0	0.0	0.0
Tuesday, July 30, 2013	4:50	0:10	30	45	33	23	509	7.0	331	13	0.0	0.0	0.0
Tuesday, July 30, 2013	5:00	0:10	36	48	39	29	192	5.2	335	13	0.0	0.0	0.0
Tuesday, July 30, 2013	5:10	0:10	38	47	42	30	169	5.1	338	13	0.0	0.0	0.0
Tuesday, July 30, 2013	5:20	0:10	38	57	41	33	146	4.9	329	13	0.0	0.0	0.0
Tuesday, July 30, 2013	5:30	0:10	41	60	44	35	259	5.8	322	13	0.0	0.0	0.0
Tuesday, July 30, 2013	5:40	0:10	40	49	44	33	428	6.9	324	13	0.0	0.0	0.0
Tuesday, July 30, 2013	5:50	0:10	41	50	45	34	409	6.6	324	13	0.0	0.0	0.0
Tuesday, July 30, 2013	6:00	0:10	40	50	44	33	561	7.4	331	13	0.0	0.0	0.0
Tuesday, July 30, 2013	6:10	0:10	40	48	43	35	344	6.1	331	14	0.0	0.4	0.0
Tuesday, July 30, 2013	6:20	0:10	41	51	44	34	180	5.2	331	14	0.0	0.0	0.0
Tuesday, July 30, 2013	6:30	0:10	41	52	45	36	168	5.1	327	14	0.0	0.0	0.0
Tuesday, July 30, 2013	6:40	0:10	40	53	43	35	417	6.7	325	14	0.0	0.0	0.0
Tuesday, July 30, 2013	6:50	0:10	39	54	42	34	511	7.1	323	14	0.0	1.3	0.0
Tuesday, July 30, 2013	7:00	0:10	40	49	43	34	560	7.4	323	14	0.0	1.7	0.0
Tuesday, July 30, 2013	7:10	0:10	44	60	46	39	734	8.1	315	15	0.4	3.0	0.0
Tuesday, July 30, 2013	7:20	0:10	43	57	46	37	766	8.2	311	15	0.4	1.9	0.0
Tuesday, July 30, 2013	7:30	0:10	44	56	47	38	790	8.3	315	15	0.2	2.4	0.0
Tuesday, July 30, 2013	7:40	0:10	45	60	48	38	664	7.7	315	15	0.2	2.6	0.0
Tuesday, July 30, 2013	7:50	0:10	44	53	47	40	578	7.2	316	15	0.4	2.8	0.0
Tuesday, July 30, 2013	8:00	0:10	44	54	47	39	527	7.3	315	15	0.4	3.2	0.0
Tuesday, July 30, 2013	8:10	0:10	44	58	47	38	430	6.7	311	16	0.4	2.6	0.0
Tuesday, July 30, 2013	8:20	0:10	44	53	47	38	392	6.5	315	16	0.2	2.4	0.0
Tuesday, July 30, 2013	8:30	0:10	42	59	44	35	472	7.0	315	16	0.6	3.5	0.0
Tuesday, July 30, 2013	8:40	0:10	41	59	44	36	654	7.9	314	16	0.9	3.7	0.0
Tuesday, July 30, 2013	8:50	0:10	41	52	44	34	592	7.7	308	16	0.4	2.8	0.0
Tuesday, July 30, 2013	9:00	0:10	45	63	48	36	372	6.6	305	17	0.2	2.0	0.0
Tuesday, July 30, 2013	9:10	0:10	44	58	47	37	797	8.3	296	17	0.4	3.0	0.0
Tuesday, July 30, 2013	9:20	0:10	41	46	43	37	851	8.5	295	17	0.6	3.5	0.0

Table A-2: Location B Summer Compliance Evaluation

Date	Time	Duration	Leq	Lmax	L(10)	L(90)	WT E2	WT E2	Onsite Met	Onsite Met	Loc. 6	Loc. 6	Loc. 6
	Start Time	(min)	(dBA)	(dBA)	(dBA)	(dBA)	Output (kW)	HH WS (m/s)	WD @ 75m (degrees)	Temp. (°C)	Avg. WS @ 2m (m/s)	Gust WS @ 2m (m/s)	Precip. (mm)
Tuesday, July 30, 2013	9:30	0:10	47	61	50	40	793	8.4	300	17	0.2	3.3	0.0
Tuesday, July 30, 2013	9:40	0:10	47	63	49	41	594	7.4	302	17	0.4	3.5	0.0
Tuesday, July 30, 2013	9:50	0:10	43	59	45	38	732	8.0	293	17	0.6	4.6	0.0
Tuesday, July 30, 2013	10:00	0:10	43	53	46	40	660	7.8	307	18	1.3	4.3	0.0
Tuesday, July 30, 2013	10:10	0:10	46	58	49	40	643	7.9	303	18	1.7	4.1	0.0
Tuesday, July 30, 2013	10:20	0:10	46	60	49	40	686	7.9	294	18	1.1	4.3	0.0
Tuesday, July 30, 2013	10:30	0:10	43	57	47	38	795	8.2	295	18	1.1	5.0	0.0
Tuesday, July 30, 2013	10:40	0:10	42	57	43	38	774	8.3	309	18	1.1	4.6	0.0
Tuesday, July 30, 2013	10:50	0:10	42	49	45	37	576	7.5	285	18	1.1	6.5	0.0
Tuesday, July 30, 2013	11:00	0:10	41	55	44	37	526	7.4	291	19	0.9	4.3	0.0
Tuesday, July 30, 2013	11:10	0:10	45	61	47	38	522	7.3	309	19	0.7	4.4	0.0
Tuesday, July 30, 2013	11:20	0:10	45	64	48	40	566	7.6	309	18	1.3	4.1	0.0
Tuesday, July 30, 2013	11:30	0:10	45	62	44	37	501	7.2	307	18	1.1	4.4	0.0
Tuesday, July 30, 2013	11:40	0:10	46	62	49	41	742	8.3	311	18	0.4	3.5	0.0
Tuesday, July 30, 2013	11:50	0:10	41	50	44	36	771	8.3	321	19	1.1	4.3	0.0
Tuesday, July 30, 2013	12:00	0:10	42	51	46	38	767	8.4	318	19	0.9	5.6	0.0
Tuesday, July 30, 2013	12:10	0:10	43	53	46	39	500	7.2	320	19	1.1	4.3	0.0
Tuesday, July 30, 2013	12:20	0:10	41	54	44	37	799	8.4	325	20	1.3	4.3	0.0
Tuesday, July 30, 2013	12:30	0:10	41	48	43	38	874	8.7	328	19	0.9	4.3	0.0
Tuesday, July 30, 2013	12:40	0:10	45	54	47	40	923	8.6	302	18	0.6	4.4	0.0
Tuesday, July 30, 2013	12:50	0:10	42	50	45	39	847	8.7	305	20	0.6	3.9	0.0
Tuesday, July 30, 2013	13:00	0:10	44	57	47	39	832	8.6	313	20	0.4	2.8	0.0
Tuesday, July 30, 2013	13:10	0:10	44	49	46	40	813	8.3	306	19	1.1	5.4	0.0
Tuesday, July 30, 2013	13:20	0:10	46	57	49	42	661	7.9	312	20	1.1	4.4	0.0
Tuesday, July 30, 2013	13:30	0:10	43	55	46	39	903	8.9	302	20	0.7	3.5	0.0
Tuesday, July 30, 2013	13:40	0:10	43	54	45	39	678	8.2	317	19	0.7	3.5	0.0
Tuesday, July 30, 2013	13:50	0:10	44	52	46	39	526	7.3	301	20	0.9	5.9	0.0
Tuesday, July 30, 2013	14:00	0:10	41	52	44	37	-4	7.0	302	21	0.6	4.8	0.0
Tuesday, July 30, 2013	14:10	0:10	43	49	45	41	-4	8.3	297	20	1.5	5.6	0.0
Tuesday, July 30, 2013	14:20	0:10	46	56	49	43	-4	8.7	294	20	0.7	4.4	0.0
Tuesday, July 30, 2013	14:30	0:10	43	54	45	41	-4	7.9	301	20	0.4	2.2	0.0
Tuesday, July 30, 2013	14:40	0:10	42	49	44	38	-4	6.9	311	21	0.7	4.3	0.0
Tuesday, July 30, 2013	14:50	0:10	44	54	47	39	-3	7.0	303	21	0.6	3.0	0.0
Tuesday, July 30, 2013	15:00	0:10	45	62	46	38	751	8.3	301	21	1.1	4.8	0.0
Tuesday, July 30, 2013	15:10	0:10	46	61	48	40	1039	9.2	319	21	1.1	4.4	0.0
Tuesday, July 30, 2013	15:20	0:10	45	62	47	40	722	8.2	307	21	0.7	3.2	0.0
Tuesday, July 30, 2013	15:30	0:10	43	58	45	38	666	7.7	303	21	0.4	2.8	0.0
Tuesday, July 30, 2013	15:40	0:10	41	49	43	38	218	5.8	299	21	0.6	3.5	0.0
Tuesday, July 30, 2013	15:50	0:10	42	49	44	38	422	7.1	297	21	0.9	3.5	0.0
Tuesday, July 30, 2013	16:00	0:10	39	48	41	35	316	6.4	299	21	0.6	4.3	0.0
Tuesday, July 30, 2013	16:10	0:10	40	51	43	37	245	5.9	316	21	0.4	2.6	0.0
Tuesday, July 30, 2013	16:20	0:10	42	51	46	37	295	6.2	316	21	0.9	3.0	0.0
Tuesday, July 30, 2013	16:30	0:10	42	50	45	38	570	7.4	310	21	0.4	3.2	0.0
Tuesday, July 30, 2013	16:40	0:10	39	50	42	36	563	7.3	310	21	0.7	3.2	0.0
Tuesday, July 30, 2013	16:50	0:10	41	51	43	37	303	6.3	298	21	0.6	4.4	0.0
Tuesday, July 30, 2013	17:00	0:10	42	57	44	37	633	7.6	307	21	0.4	3.5	0.0
Tuesday, July 30, 2013	17:10	0:10	43	50	45	38	441	6.9	304	20	1.3	4.1	0.0
Tuesday, July 30, 2013	17:20	0:10	41	60	44	37	1107	9.4	309	20	0.7	2.8	0.0
Tuesday, July 30, 2013	17:30	0:10	42	53	45	36	957	8.6	303	20	0.6	3.2	0.0
Tuesday, July 30, 2013	17:40	0:10	43	57	46	37	601	7.6	309	20	0.4	3.3	0.0
Tuesday, July 30, 2013	17:50	0:10	41	54	43	35	452	6.9	308	20	0.4	2.6	0.0
Tuesday, July 30, 2013	18:00	0:10	45	58	48	37	551	7.5	304	19	0.2	2.6	0.0
Tuesday, July 30, 2013	18:10	0:10	42	54	43	39	446	7.1	298	19	0.2	3.2	0.0
Tuesday, July 30, 2013	18:20	0:10	45	58	47	40	483	7.0	301	19	0.7	3.5	0.0
Tuesday, July 30, 2013	18:30	0:10	40	51	43	35	614	7.8	303	19	0.2	2.8	0.0
Tuesday, July 30, 2013	18:40	0:10	42	61	46	37	585	7.6	307	19	0.0	1.5	0.0
Tuesday, July 30, 2013	18:50	0:10	41	56	44	36	431	6.9	306	18	0.0	0.4	0.0
Tuesday, July 30, 2013	19:00	0:10	42	51	45	37	394	6.7	306	18	0.0	0.2	0.0
Tuesday, July 30, 2013	19:10	0:10	39	52	42	34	293	5.9	306	18	0.0	0.0	0.0
Tuesday, July 30, 2013	19:20	0:10	38	50	41	35	283	6.1	303	18	0.0	0.0	0.0
Tuesday, July 30, 2013	19:30	0:10	39	53	42	33	336	6.3	303	17	0.0	0.0	0.0
Tuesday, July 30, 2013	19:40	0:10	38	50	40	33	470	7.1	308	17	0.0	0.0	0.0
Tuesday, July 30, 2013	19:50	0:10	43	70	43	35	621	7.7	307	17	0.0	0.0	0.0
Tuesday, July 30, 2013	20:00	0:10	40	53	44	34	505	7.2	309	17	0.0	0.0	0.0
Tuesday, July 30, 2013	20:10	0:10	41	58	43	35	401	6.6	308	16	0.0	0.0	0.0
Tuesday, July 30, 2013	20:20	0:10	40	56	43	35	388	6.7	307	16	0.0	0.0	0.0
Tuesday, July 30, 2013	20:30	0:10	39	53	42	34	323	6.3	308	16	0.0	0.0	0.0
Tuesday, July 30, 2013	20:40	0:10	37	48	39	32	273	6.1	306	16	0.0	0.0	0.0
Tuesday, July 30, 2013	20:50	0:10	36	52	39	32	235	5.6	302	16	0.0	0.0	0.0
Tuesday, July 30, 2013	21:00	0:10	37	47	40	32	247	5.7	302	16	0.0	0.0	0.0
Tuesday, July 30, 2013	21:10	0:10	35	46	37	32	303	6.1	303	15	0.0	0.0	0.0
Tuesday, July 30, 2013	21:20	0:10	34	42	37	30	211	5.5	303	15	0.0	0.0	0.0
Tuesday, July 30, 2013	21:30	0:10	36	47	38	31	222	5.7	300	15	0.0	0.0	0.0
Tuesday, July 30, 2013	21:40	0:10	35	44	36	29	108	4.6	299	15	0.0	0.0	0.0
Tuesday, July 30, 2013	21:50	0:10	36	48	39	31	42	4.0	302	15	0.0	0.0	0.0
Tuesday, July 30, 2013	22:00	0:10	35	45	39	31	35	3.8	305	15	0.0	0.0	0.0
Tuesday, July 30, 2013	22:10	0:10	36	46	38	30	21	3.7	310	15	0.0	0.0	0.0
Tuesday, July 30, 2013	22:20	0:10	34	41	36	29	26	3.8	310	15	0.0	0.0	0.0
Tuesday, July 30, 2013	22:30	0:10	34	44	38	27	-2	3.3	308	15	0.0	0.0	0.0
Tuesday, July 30, 2013	22:40	0:10	33	42	36	27	-13	2.7	309	16	0.0	0.0	0.0
Tuesday, July 30, 2013	22:50	0:10	32	44	35	27	3	3.6	309	16	0.0	0.0	0.0
Tuesday, July 30, 2013	23:00	0:10	32	41	35	28	33	4.0	310	16	0.0	0.0	0.0
Tuesday, July 30, 2013	23:10	0:10	32	41	35	27	45	4.2	307	15	0.0	0.0	0.0
Tuesday, July 30, 2013	23:20	0:10	31	37	34	27	81	4.7	301	15	0.0	0.0	0.0
Tuesday, July 30, 2013	23:30	0:10	30	38	33	26	113	4.7	296	15	0.0	0.0	0.0
Tuesday, July 30, 2013	23:40	0:10	33	45	36	26	111	4.6	298	15	0.0	0.0	0.0
Tuesday, July 30, 2013	23:50	0:10	29	42	32	25	93	4.5	301	15	0.0	0.0	0.0
Wednesday, July 31, 2013	0:00	0:10	30	42	33	26	81	4.2	298	15	0.0	0.0	0.0
Wednesday, July 31, 2013	0:10	0:10	29	37	32	25	52	4.0	300	15	0.0	0.0	0.0
Wednesday, July 31, 2013	0:20	0:10	28	39	30	25	88	4.6	303	15	0.0	0.0	0.0
Wednesday, July 31, 2013	0:30	0:10	31	39	34	26	142	5.1	303	15	0.0	0.0	0.0
Wednesday, July 31, 2013	0:40	0:10	33	48	35	28	160	5.1	311	15	0.0	0.0	0.0
Wednesday, July 31, 2013	0:50	0:10	31	39	33	26	225	5.6	306	14	0.0	0.0	0.0

Table A-2: Location B Summer Compliance Evaluation

Date	Time	Duration	Leq	Lmax	L(10)	L(90)	WT E2	WT E2	Onsite Met	Onsite Met	Loc. 6	Loc. 6	Loc. 6
	Start Time	(min)	(dBA)	(dBA)	(dBA)	(dBA)	Output (kW)	HH WS (m/s)	WD @ 75m (degrees)	Temp. (°C)	Avg. WS @ 2m (m/s)	Gust WS @ 2m (m/s)	Precip. (mm)
Wednesday, July 31, 2013	1:00	0:10	31	40	33	27	332	6.3	310	14	0.0	0.0	0.0
Wednesday, July 31, 2013	1:10	0:10	29	38	31	25	336	6.3	309	15	0.0	0.0	0.0
Wednesday, July 31, 2013	1:20	0:10	29	37	31	25	316	6.3	312	15	0.0	0.0	0.0
Wednesday, July 31, 2013	1:30	0:10	29	38	32	25	274	6.0	313	14	0.0	0.0	0.0
Wednesday, July 31, 2013	1:40	0:10	32	43	36	25	198	5.4	312	14	0.0	0.0	0.0
Wednesday, July 31, 2013	1:50	0:10	31	36	32	25	123	5.5	307	14	0.0	0.0	0.0
Wednesday, July 31, 2013	2:00	0:10	31	37	32	30	-4	6.9	307	14	0.0	0.0	0.0
Wednesday, July 31, 2013	2:10	0:10	30	35	32	27	-4	9.4	306	14	0.0	0.0	0.0
Wednesday, July 31, 2013	2:20	0:10	31	44	33	26	-4	10.8	306	14	0.0	0.0	0.0
Wednesday, July 31, 2013	2:30	0:10	31	43	33	26	-4	10.3	304	14	0.0	0.0	0.0
Wednesday, July 31, 2013	2:40	0:10	30	42	32	24	-4	10.2	303	14	0.0	0.0	0.0
Wednesday, July 31, 2013	2:50	0:10	31	43	34	24	-2	8.5	306	14	0.0	0.0	0.0
Wednesday, July 31, 2013	3:00	0:10	27	43	30	25	668	8.4	309	14	0.0	0.0	0.0
Wednesday, July 31, 2013	3:10	0:10	26	42	28	24	795	8.0	312	14	0.0	0.0	0.0
Wednesday, July 31, 2013	3:20	0:10	31	44	35	24	442	6.7	310	13	0.0	0.0	0.0
Wednesday, July 31, 2013	3:30	0:10	29	40	31	24	453	6.8	312	13	0.0	0.0	0.0
Wednesday, July 31, 2013	3:40	0:10	31	45	34	23	654	7.6	312	13	0.0	0.0	0.0
Wednesday, July 31, 2013	3:50	0:10	28	38	32	24	841	8.2	310	13	0.0	0.0	0.0
Wednesday, July 31, 2013	4:00	0:10	29	38	32	24	894	8.6	313	13	0.0	0.0	0.0
Wednesday, July 31, 2013	4:10	0:10	31	45	34	23	825	8.4	313	13	0.0	0.0	0.0
Wednesday, July 31, 2013	4:20	0:10	34	48	39	23	771	8.2	315	13	0.0	0.0	0.0
Wednesday, July 31, 2013	4:30	0:10	32	43	35	26	762	8.1	312	13	0.0	0.0	0.0
Wednesday, July 31, 2013	4:40	0:10	34	45	36	27	533	7.2	316	13	0.0	0.0	0.0
Wednesday, July 31, 2013	4:50	0:10	32	44	37	24	415	6.7	316	13	0.0	0.0	0.0
Wednesday, July 31, 2013	5:00	0:10	35	51	37	25	234	5.6	315	13	0.0	0.0	0.0
Wednesday, July 31, 2013	5:10	0:10	38	58	40	29	102	4.3	312	13	0.0	0.0	0.0
Wednesday, July 31, 2013	5:20	0:10	37	48	40	31	126	4.7	311	13	0.0	0.0	0.0
Wednesday, July 31, 2013	5:30	0:10	40	57	43	32	129	4.7	310	13	0.0	0.0	0.0
Wednesday, July 31, 2013	5:40	0:10	40	58	44	33	217	5.5	314	13	0.0	0.0	0.0
Wednesday, July 31, 2013	5:50	0:10	38	51	41	31	99	4.4	316	13	0.0	0.0	0.0
Wednesday, July 31, 2013	6:00	0:10	41	53	44	34	114	4.8	329	13	0.0	0.0	0.0
Wednesday, July 31, 2013	6:10	0:10	41	51	45	35	210	5.5	331	13	0.0	0.0	0.0
Wednesday, July 31, 2013	6:20	0:10	41	51	45	32	147	5.1	328	13	0.0	0.2	0.0
Wednesday, July 31, 2013	6:30	0:10	40	62	43	35	187	5.4	329	14	0.0	0.0	0.0
Wednesday, July 31, 2013	6:40	0:10	42	64	43	31	136	4.8	337	14	0.0	0.0	0.0
Wednesday, July 31, 2013	6:50	0:10	38	49	42	32	154	5.0	330	14	0.0	0.0	0.0
Wednesday, July 31, 2013	7:00	0:10	42	60	44	33	114	4.6	332	14	0.0	0.0	0.0
Wednesday, July 31, 2013	7:10	0:10	39	51	42	34	46	3.8	333	15	0.0	0.0	0.0
Wednesday, July 31, 2013	7:20	0:10	42	59	44	33	-5	3.0	341	15	0.0	0.0	0.0
Wednesday, July 31, 2013	7:30	0:10	40	55	43	34	-15	2.9	335	16	0.0	0.0	0.0
Wednesday, July 31, 2013	7:40	0:10	45	58	48	35	-9	2.5	331	16	0.0	0.0	0.0
Wednesday, July 31, 2013	7:50	0:10	45	61	47	34	-9	1.5	338	16	0.0	0.0	0.0
Wednesday, July 31, 2013	8:00	0:10	40	49	43	34	-4	0.9	340	17	0.0	0.2	0.0
Wednesday, July 31, 2013	8:10	0:10	41	56	44	33	-5	1.0	342	17	0.0	0.0	0.0
Wednesday, July 31, 2013	8:20	0:10	45	61	48	37	-6	0.8	327	17	0.0	0.0	0.0
Wednesday, July 31, 2013	8:30	0:10	47	73	50	36	-6	1.0	325	17	0.0	0.0	0.0
Wednesday, July 31, 2013	8:40	0:10	40	49	44	34	-2	0.9	298	18	0.0	1.3	0.0
Wednesday, July 31, 2013	8:50	0:10	40	50	44	31	-1	0.6	289	18	0.0	0.7	0.0
Wednesday, July 31, 2013	9:00	0:10	40	53	44	33	-1	0.7	284	18	0.0	0.4	0.0
Wednesday, July 31, 2013	9:10	0:10	40	50	43	34	-1	1.0	304	19	0.2	2.4	0.0
Wednesday, July 31, 2013	9:20	0:10	40	52	44	33	-2	0.8	341	18	0.0	1.3	0.0
Wednesday, July 31, 2013	9:30	0:10	42	56	46	32	-1	1.1	9	18	0.0	1.7	0.0
Wednesday, July 31, 2013	9:40	0:10	43	58	47	33	0	1.5	345	18	0.2	2.6	0.0
Wednesday, July 31, 2013	9:50	0:10	40	55	44	31	-1	1.6	323	18	0.2	2.4	0.0
Wednesday, July 31, 2013	10:00	0:10	39	48	42	34	-1	1.7	318	19	0.4	2.6	0.0
Wednesday, July 31, 2013	10:10	0:10	39	53	41	33	-1	1.9	319	19	0.2	2.8	0.0
Wednesday, July 31, 2013	10:20	0:10	40	49	43	35	-1	0.8	324	20	0.0	1.5	0.0
Wednesday, July 31, 2013	10:30	0:10	40	51	43	35	-1	1.3	342	19	0.0	1.1	0.0
Wednesday, July 31, 2013	10:40	0:10	40	46	43	37	-1	1.5	313	20	0.0	0.0	0.0
Wednesday, July 31, 2013	10:50	0:10	42	54	44	36	-1	1.2	307	20	0.0	0.4	0.0
Wednesday, July 31, 2013	11:00	0:10	39	49	41	36	-1	1.4	290	20	0.0	1.7	0.0
Wednesday, July 31, 2013	11:10	0:10	39	49	42	35	0	2.4	313	20	0.0	0.0	0.0
Wednesday, July 31, 2013	11:20	0:10	45	63	45	35	-9	2.3	307	20	0.0	1.3	0.0
Wednesday, July 31, 2013	11:30	0:10	39	51	42	34	-6	2.9	291	20	0.2	1.5	0.0
Wednesday, July 31, 2013	11:40	0:10	40	53	43	34	-10	2.2	310	21	0.0	2.6	0.0
Wednesday, July 31, 2013	11:50	0:10	38	47	41	33	-9	2.5	292	20	0.2	2.4	0.0
Wednesday, July 31, 2013	12:00	0:10	40	51	44	33	13	2.9	282	21	0.4	2.0	0.0
Wednesday, July 31, 2013	12:10	0:10	39	56	42	32	-5	2.4	310	21	0.2	2.2	0.0
Wednesday, July 31, 2013	12:20	0:10	38	53	40	32	38	3.5	349	21	0.6	2.2	0.0
Wednesday, July 31, 2013	12:30	0:10	40	49	44	34	35	3.6	292	21	0.2	2.2	0.0
Wednesday, July 31, 2013	12:40	0:10	39	55	42	32	-11	3.3	246	21	0.2	2.2	0.0
Wednesday, July 31, 2013	12:50	0:10	39	47	41	35	26	4.2	285	22	0.2	1.9	0.0
Wednesday, July 31, 2013	13:00	0:10	42	58	44	36	-2	3.4	257	22	0.0	0.7	0.0
Wednesday, July 31, 2013	13:10	0:10	40	54	43	36	100	4.6	265	23	0.6	2.6	0.0
Wednesday, July 31, 2013	13:20	0:10	38	44	40	35	17	4.0	308	22	0.4	2.4	0.0
Wednesday, July 31, 2013	13:30	0:10	38	49	41	34	58	3.7	296	21	0.2	2.2	0.0
Wednesday, July 31, 2013	13:40	0:10	37	46	40	34	9	3.6	314	20	0.2	1.3	0.0
Wednesday, July 31, 2013	13:50	0:10	45	59	49	34	31	3.8	324	20	0.0	0.4	0.0
Wednesday, July 31, 2013	14:00	0:10	46	61	49	35	-4	4.1	271	21	0.0	0.0	0.0
Wednesday, July 31, 2013	14:10	0:10	38	46	40	35	-4	3.5	269	21	0.0	1.9	0.0
Wednesday, July 31, 2013	14:20	0:10	39	55	41	36	-4	3.2	274	21	0.0	0.6	0.0
Wednesday, July 31, 2013	14:30	0:10	41	53	45	34	-4	3.5	270	22	0.0	0.2	0.0
Wednesday, July 31, 2013	14:40	0:10	42	52	45	37	-4	3.5	282	23	0.0	0.0	0.0
Wednesday, July 31, 2013	14:50	0:10	39	51	41	35	-3	3.5	246	23	0.0	1.3	0.0
Wednesday, July 31, 2013	15:00	0:10	44	63	45	32	9	2.9	258	24	0.0	1.5	0.0
Wednesday, July 31, 2013	15:10	0:10	39	49	42	32	23	3.8	299	23	0.4	3.2	0.0
Wednesday, July 31, 2013	15:20	0:10	41	60	42	32	45	3.8	278	23	0.2	1.9	0.0
Wednesday, July 31, 2013	15:30	0:10	40	50	43	35	24	3.5	272	23	0.2	1.9	0.0
Wednesday, July 31, 2013	15:40	0:10	41	51	44	36	21	3.1	296	23	0.4	3.0	0.0
Wednesday, July 31, 2013	15:50	0:10	38	52	41	33	-6	2.6	343	23	0.4	2.0	0.0
Wednesday, July 31, 2013	16:00	0:10	40	54	42	32	3	3.0	342	23	0.4	2.4	0.0
Wednesday, July 31, 2013	16:10	0:10	41	58	44	35	-6	2.5	330	23	0.2	2.6	0.0
Wednesday, July 31, 2013	16:20	0:10	39	59	42	35	-4	2.4	333	22	0.0	0.0	0.0

Table A-2: Location B Summer Compliance Evaluation

Date	Time	Duration	Leq	Lmax	L(10)	L(90)	WT E2	WT E2	Onsite Met	Onsite Met	Loc. 6	Loc. 6	Loc. 6
	Start Time	(min)	(dBA)	(dBA)	(dBA)	(dBA)	Output (kW)	HH WS (m/s)	WD @ 75m (degrees)	Temp. (°C)	Avg. WS @ 2m (m/s)	Gust WS @ 2m (m/s)	Precip. (mm)
Wednesday, July 31, 2013	16:30	0:10	39	53	42	34	-4	2.7	304	22	0.0	0.7	0.0
Wednesday, July 31, 2013	16:40	0:10	41	50	44	37	-7	2.7	311	23	0.0	0.0	0.0
Wednesday, July 31, 2013	16:50	0:10	41	51	44	37	-2	2.8	294	22	0.0	0.0	0.0
Wednesday, July 31, 2013	17:00	0:10	42	61	43	36	-5	2.3	287	23	0.0	1.5	0.0
Wednesday, July 31, 2013	17:10	0:10	42	56	45	36	-4	1.9	279	23	0.0	0.4	0.0
Wednesday, July 31, 2013	17:20	0:10	43	52	45	38	-4	1.7	258	23	0.0	0.6	0.0
Wednesday, July 31, 2013	17:30	0:10	41	60	44	37	-4	1.9	240	23	0.2	2.0	0.0
Wednesday, July 31, 2013	17:40	0:10	43	62	46	39	0	2.9	259	23	0.0	0.2	0.0
Wednesday, July 31, 2013	17:50	0:10	52	68	53	36	-5	1.8	241	23	0.0	0.0	0.0
Wednesday, July 31, 2013	18:00	0:10	49	62	53	39	7	3.3	238	22	0.0	0.0	0.0
Wednesday, July 31, 2013	18:10	0:10	43	54	46	39	9	3.4	227	22	0.0	0.0	0.0
Wednesday, July 31, 2013	18:20	0:10	43	51	46	39	14	3.4	230	21	0.0	0.0	0.0
Wednesday, July 31, 2013	18:30	0:10	41	57	43	37	2	3.4	217	20	0.0	0.0	0.0
Wednesday, July 31, 2013	18:40	0:10	46	55	50	40	13	3.5	204	20	0.0	0.0	0.0
Wednesday, July 31, 2013	18:50	0:10	42	49	45	39	7	3.3	198	20	0.0	0.0	0.0
Wednesday, July 31, 2013	19:00	0:10	45	60	47	40	-7	3.1	195	21	0.0	0.0	0.0
Wednesday, July 31, 2013	19:10	0:10	42	52	43	38	18	3.6	215	20	0.0	0.0	0.0
Wednesday, July 31, 2013	19:20	0:10	46	57	51	38	35	3.9	198	20	0.0	0.0	0.0
Wednesday, July 31, 2013	19:30	0:10	40	50	41	37	34	4.0	198	19	0.0	0.0	0.0
Wednesday, July 31, 2013	19:40	0:10	42	52	45	37	19	3.5	190	18	0.0	0.0	0.0
Wednesday, July 31, 2013	19:50	0:10	39	46	41	37	-2	3.1	177	18	0.0	0.0	0.0
Wednesday, July 31, 2013	20:00	0:10	41	53	44	38	-4	1.8	171	18	0.0	0.0	0.0
Wednesday, July 31, 2013	20:10	0:10	47	78	41	37	-5	1.6	162	18	0.0	0.0	0.0
Wednesday, July 31, 2013	20:20	0:10	39	54	41	36	-5	1.9	164	17	0.0	0.0	0.0
Wednesday, July 31, 2013	20:30	0:10	40	47	41	38	-4	2.1	167	17	0.0	0.0	0.0
Wednesday, July 31, 2013	20:40	0:10	39	49	40	33	11	3.1	171	17	0.0	0.0	0.0
Wednesday, July 31, 2013	20:50	0:10	38	45	40	36	1	3.0	174	17	0.0	0.0	0.0
Wednesday, July 31, 2013	21:00	0:10	39	51	41	37	-5	3.0	174	17	0.0	0.0	0.0
Wednesday, July 31, 2013	21:10	0:10	38	54	40	36	-8	2.7	175	17	0.0	0.0	0.0
Wednesday, July 31, 2013	21:20	0:10	39	47	41	35	-5	2.4	177	17	0.0	0.0	0.0
Wednesday, July 31, 2013	21:30	0:10	37	48	39	36	-5	2.1	177	17	0.0	0.0	0.0
Wednesday, July 31, 2013	21:40	0:10	38	46	39	36	-4	2.3	177	17	0.0	0.0	0.0
Wednesday, July 31, 2013	21:50	0:10	37	51	39	35	-5	2.1	178	17	0.0	0.0	0.0
Wednesday, July 31, 2013	22:00	0:10	37	50	38	36	-4	2.4	172	17	0.0	0.0	0.0
Wednesday, July 31, 2013	22:10	0:10	37	42	38	34	-9	3.3	178	17	0.0	0.0	0.0
Wednesday, July 31, 2013	22:20	0:10	39	49	41	36	-4	1.9	183	17	0.0	0.0	0.0
Wednesday, July 31, 2013	22:30	0:10	37	44	38	36	-5	0.8	189	16	0.0	0.0	0.0
Wednesday, July 31, 2013	22:40	0:10	36	41	37	35	-5	2.0	188	16	0.0	0.0	0.0
Wednesday, July 31, 2013	22:50	0:10	37	46	39	34	-4	2.8	202	16	0.0	0.0	0.0
Wednesday, July 31, 2013	23:00	0:10	36	43	38	33	-4	2.5	206	16	0.0	0.0	0.0
Wednesday, July 31, 2013	23:10	0:10	36	41	37	31	4	3.2	224	16	0.0	0.0	0.0
Wednesday, July 31, 2013	23:20	0:10	36	39	37	35	-6	2.3	225	16	0.0	0.0	0.0
Wednesday, July 31, 2013	23:30	0:10	35	41	38	28	-5	1.9	216	16	0.0	0.0	0.0
Wednesday, July 31, 2013	23:40	0:10	33	46	36	27	-4	1.6	215	16	0.0	0.0	0.0
Wednesday, July 31, 2013	23:50	0:10	32	49	36	26	-5	1.5	218	16	0.0	0.0	0.0
Thursday, August 01, 2013	0:00	0:10	32	38	35	26	-4	1.1	223	16	0.0	0.0	0.0
Thursday, August 01, 2013	0:10	0:10	32	38	34	28	-4	2.0	245	16	0.0	0.0	0.0
Thursday, August 01, 2013	0:20	0:10	34	43	36	30	-2	0.6	237	16	0.0	0.0	0.0
Thursday, August 01, 2013	0:30	0:10	32	41	33	26	-1	0.8	219	16	0.0	0.0	0.0
Thursday, August 01, 2013	0:40	0:10	29	38	32	26	-1	1.6	216	16	0.0	0.0	0.0
Thursday, August 01, 2013	0:50	0:10	28	38	31	25	-1	1.1	216	16	0.0	0.0	0.0
Thursday, August 01, 2013	1:00	0:10	28	39	31	25	-2	2.6	201	16	0.0	0.0	0.0
Thursday, August 01, 2013	1:10	0:10	28	38	30	25	-3	2.7	186	16	0.0	0.0	0.0
Thursday, August 01, 2013	1:20	0:10	28	39	31	24	-5	2.1	177	16	0.0	0.0	0.0
Thursday, August 01, 2013	1:30	0:10	30	41	33	25	-4	1.2	178	16	0.0	0.0	0.0
Thursday, August 01, 2013	1:40	0:10	27	37	29	24	-4	0.5	178	16	0.0	0.0	0.0
Thursday, August 01, 2013	1:50	0:10	28	39	31	24	-5	0.4	178	16	0.0	0.0	0.0
Thursday, August 01, 2013	2:00	0:10	26	37	29	23	-4	0.6	179	16	0.0	0.0	0.0
Thursday, August 01, 2013	2:10	0:10	27	36	29	23	-3	0.8	183	15	0.0	0.0	0.0
Thursday, August 01, 2013	2:20	0:10	28	47	31	24	0	0.7	191	15	0.0	0.0	0.0
Thursday, August 01, 2013	2:30	0:10	26	37	30	23	0	1.2	201	15	0.0	0.0	0.0
Thursday, August 01, 2013	2:40	0:10	25	36	27	23	0	2.0	202	15	0.0	0.0	0.0
Thursday, August 01, 2013	2:50	0:10	29	41	31	23	0	1.9	209	15	0.0	0.0	0.0
Thursday, August 01, 2013	3:00	0:10	30	45	31	23	-1	2.4	214	15	0.0	0.0	0.0
Thursday, August 01, 2013	3:10	0:10	29	45	30	23	-1	2.0	213	15	0.0	0.0	0.0
Thursday, August 01, 2013	3:20	0:10	27	45	31	22	0	2.5	224	15	0.0	0.0	0.0
Thursday, August 01, 2013	3:30	0:10	25	48	27	22	-1	2.5	220	15	0.0	0.0	0.0
Thursday, August 01, 2013	3:40	0:10	25	39	27	22	-1	2.7	211	15	0.0	0.0	0.0
Thursday, August 01, 2013	3:50	0:10	27	38	30	22	-1	1.2	213	14	0.0	0.0	0.0
Thursday, August 01, 2013	4:00	0:10	31	44	34	23	-1	1.4	213	14	0.0	0.0	0.0
Thursday, August 01, 2013	4:10	0:10	35	50	37	23	-1	0.9	209	14	0.0	0.0	0.0
Thursday, August 01, 2013	4:20	0:10	29	43	33	22	-1	1.5	202	15	0.0	0.0	0.0
Thursday, August 01, 2013	4:30	0:10	30	43	33	22	-1	0.9	201	15	0.0	0.0	0.0
Thursday, August 01, 2013	4:40	0:10	29	40	33	22	-1	1.9	203	15	0.0	0.0	0.0
Thursday, August 01, 2013	4:50	0:10	33	46	36	24	-3	3.3	199	15	0.0	0.0	0.0
Thursday, August 01, 2013	5:00	0:10	33	47	37	23	-4	2.7	195	15	0.0	0.0	0.0
Thursday, August 01, 2013	5:10	0:10	38	50	41	29	-5	1.8	195	15	0.0	0.0	0.0
Thursday, August 01, 2013	5:20	0:10	36	46	40	26	-4	1.3	195	15	0.0	0.0	0.0
Thursday, August 01, 2013	5:30	0:10	37	47	41	29	-4	2.4	188	15	0.0	0.0	0.0
Thursday, August 01, 2013	5:40	0:10	46	73	41	28	-6	3.5	178	15	0.0	0.0	0.0
Thursday, August 01, 2013	5:50	0:10	34	52	38	25	-5	3.5	173	15	0.0	0.0	0.0
Thursday, August 01, 2013	6:00	0:10	34	45	38	27	-2	3.5	178	14	0.0	0.0	0.0
Thursday, August 01, 2013	6:10	0:10	38	50	42	30	-1	4.1	172	15	0.0	0.0	0.0
Thursday, August 01, 2013	6:20	0:10	37	47	42	28	-1	4.1	163	15	0.0	0.0	0.0
Thursday, August 01, 2013	6:30	0:10	36	50	39	29	-1	4.3	156	16	0.0	0.0	0.0
Thursday, August 01, 2013	6:40	0:10	36	46	39	29	-1	4.2	154	16	0.0	0.0	0.0
Thursday, August 01, 2013	6:50	0:10	42	53	47	33	-1	4.5	152	16	0.0	0.0	0.0
Thursday, August 01, 2013	7:00	0:10	43	53	47	33	-1	4.4	140	17	0.0	0.0	0.0
Thursday, August 01, 2013	7:10	0:10	39	52	42	32	-1	4.3	145	17	0.0	0.0	0.0
Thursday, August 01, 2013	7:20	0:10	42	56	45	33	-1	4.2	151	18	0.0	0.0	0.0
Thursday, August 01, 2013	7:30	0:10	38	49	42	32	-1	4.3	150	18	0.0	0.0	0.0
Thursday, August 01, 2013	7:40	0:10	42	55	46	35	-1	4.7	138	18	0.0	0.0	0.0
Thursday, August 01, 2013	7:50	0:10	40	52	44	34	-1	4.8	137	18	0.0	0.0	0.0

Table A-2: Location B Summer Compliance Evaluation

Date	Time	Duration	Leq	Lmax	L(10)	L(90)	WT E2	WT E2	Onsite Met	Onsite Met	Loc. 6	Loc. 6	Loc. 6
	Start Time	(min)	(dBA)	(dBA)	(dBA)	(dBA)	Output (kW)	HH WS (m/s)	WD @ 75m (degrees)	Temp. (°C)	Avg. WS @ 2m (m/s)	Gust WS @ 2m (m/s)	Precip. (mm)
Thursday, August 01, 2013	8:00	0:10	40	56	43	31	-1	4.5	145	18	0.0	0.0	0.0
Thursday, August 01, 2013	8:10	0:10	39	49	42	33	-1	4.2	153	19	0.0	0.0	0.0
Thursday, August 01, 2013	8:20	0:10	38	46	41	32	-1	4.0	152	19	0.0	0.0	0.0
Thursday, August 01, 2013	8:30	0:10	42	60	43	34	-1	4.2	152	19	0.0	0.0	0.0
Thursday, August 01, 2013	8:40	0:10	43	58	46	34	-2	3.0	156	19	0.0	0.0	0.0
Thursday, August 01, 2013	8:50	0:10	39	47	42	34	-4	2.6	159	19	0.0	0.0	0.0
Thursday, August 01, 2013	9:00	0:10	41	60	44	35	-4	2.6	157	19	0.0	0.0	0.0
Thursday, August 01, 2013	9:10	0:00	41	44	43	38	-5	2.6	156	19	0.0	0.0	0.0
Thursday, August 01, 2013	9:20						-6	3.3	146	19	0.0	0.0	0.0
Thursday, August 01, 2013	9:30						-4	4.0	149	19	0.0	0.0	0.0
Thursday, August 01, 2013	9:40						-4	4.5	148	19	0.0	0.0	0.0
Thursday, August 01, 2013	9:50						-5	4.7	146	20	0.0	0.0	0.0
Thursday, August 01, 2013	10:00	0:10	41	61	44	35	-5	3.9	144	20	0.0	0.0	0.0
Thursday, August 01, 2013	10:10	0:10	40	55	43	34	-5	4.1	147	20	0.0	0.2	0.0
Thursday, August 01, 2013	10:20	0:10	39	56	42	33	-4	3.6	151	20	0.0	1.1	0.0
Thursday, August 01, 2013	10:30	0:10	37	45	40	35	8	4.8	156	20	0.2	1.7	0.0
Thursday, August 01, 2013	10:40	0:10	41	54	44	36	68	5.1	153	20	0.2	1.9	0.0
Thursday, August 01, 2013	10:50	0:10	40	51	44	35	-7	6.2	156	20	0.0	1.3	0.0
Thursday, August 01, 2013	11:00	0:10	41	51	45	37	-6	5.7	154	21	0.2	2.0	0.0
Thursday, August 01, 2013	11:10	0:10	41	48	44	35	-5	7.0	150	21	0.0	1.1	0.0
Thursday, August 01, 2013	11:20	0:10	42	50	45	38	102	6.5	151	21	0.0	0.4	0.0
Thursday, August 01, 2013	11:30	0:10	44	55	46	37	-7	6.4	149	21	0.2	2.4	0.0
Thursday, August 01, 2013	11:40	0:10	42	53	44	38	-4	7.0	152	21	0.2	2.2	0.0
Thursday, August 01, 2013	11:50	0:10	41	50	44	37	-5	6.7	154	22	0.0	1.7	0.0
Thursday, August 01, 2013	12:00	0:10	41	52	44	36	18	6.6	158	22	0.0	1.1	0.0
Thursday, August 01, 2013	12:10	0:10	42	54	45	35	-4	7.4	153	22	0.2	2.2	0.0
Thursday, August 01, 2013	12:20	0:10	43	59	45	37	10	5.5	151	22	0.2	2.4	0.0
Thursday, August 01, 2013	12:30	0:10	41	47	43	38	12	6.4	153	22	0.4	2.0	0.0
Thursday, August 01, 2013	12:40	0:10	42	50	44	37	82	6.4	148	23	0.4	2.2	0.0
Thursday, August 01, 2013	12:50	0:10	44	55	47	37	9	6.6	156	22	0.2	2.4	0.0
Thursday, August 01, 2013	13:00	0:10	42	49	45	37	-4	5.7	153	22	0.4	2.2	0.0
Thursday, August 01, 2013	13:10	0:10	44	58	47	39	-5	6.2	153	22	0.0	2.0	0.0
Thursday, August 01, 2013	13:20	0:10	44	55	47	40	16	6.7	155	22	0.0	1.5	0.0
Thursday, August 01, 2013	13:30	0:10	43	57	46	38	164	5.8	156	22	0.4	3.5	0.0
Thursday, August 01, 2013	13:40	0:10	43	55	47	37	12	6.9	158	21	0.2	2.2	0.0
Thursday, August 01, 2013	13:50	0:10	44	57	47	40	-5	6.1	155	22	0.2	1.9	0.0
Thursday, August 01, 2013	14:00	0:10	44	54	49	38	-5	5.8	157	22	0.0	0.9	0.0
Thursday, August 01, 2013	14:10	0:10	42	51	45	38	-5	6.5	156	22	0.2	1.7	0.0
Thursday, August 01, 2013	14:20	0:10	42	57	45	37	-5	6.2	156	21	0.2	2.2	0.0
Thursday, August 01, 2013	14:30	0:10	44	62	46	39	-4	6.9	157	22	0.2	2.6	0.0
Thursday, August 01, 2013	14:40	0:10	43	63	44	38	-1	7.5	159	22	0.2	1.9	0.0
Thursday, August 01, 2013	14:50	0:10	44	55	47	40	-1	6.8	163	22	0.0	1.5	0.0
Thursday, August 01, 2013	15:00	0:10	47	62	48	41	453	7.2	161	21	0.0	1.1	0.0
Thursday, August 01, 2013	15:10	0:10	45	52	48	40	395	6.3	159	20	0.0	1.9	0.0
Thursday, August 01, 2013	15:20	0:10	43	49	45	39	355	6.0	160	20	0.0	0.0	0.0
Thursday, August 01, 2013	15:30	0:10	40	52	42	35	351	6.1	160	20	0.0	0.0	0.0
Thursday, August 01, 2013	15:40	0:10	42	53	44	37	417	6.5	160	20	0.0	0.0	0.0
Thursday, August 01, 2013	15:50	0:10	43	54	47	38	497	6.9	159	19	0.0	0.0	0.0
Thursday, August 01, 2013	16:00	0:10	44	53	46	39	378	6.3	165	19	0.0	0.0	0.0
Thursday, August 01, 2013	16:10	0:10	46	56	48	42	195	5.2	167	19	0.0	0.0	0.3
Thursday, August 01, 2013	16:20	0:10	49	60	53	42	434	6.9	171	18	0.0	0.0	0.0
Thursday, August 01, 2013	16:30	0:10	49	56	51	47	358	5.8	168	17	0.0	0.0	0.5
Thursday, August 01, 2013	16:40	0:10	54	61	58	49	481	6.6	172	17	0.0	0.0	1.0
Thursday, August 01, 2013	16:50	0:10	59	64	60	57	869	8.4	182	16	0.0	0.0	0.5
Thursday, August 01, 2013	17:00	0:10	60	66	61	56	1203	9.4	181	16	0.0	0.0	0.3
Thursday, August 01, 2013	17:10	0:10	52	60	55	50	1569	10.3	180	16	0.0	0.0	0.0
Thursday, August 01, 2013	17:20	0:10	49	59	51	48	1258	9.7	177	16	0.0	0.0	0.3
Thursday, August 01, 2013	17:30	0:10	51	60	53	50	519	7.2	176	16	0.0	0.0	0.0
Thursday, August 01, 2013	17:40	0:10	56	66	58	53	434	6.6	177	16	0.0	0.0	0.5
Thursday, August 01, 2013	17:50	0:10	57	65	59	53	517	7.1	173	16	0.0	0.0	0.5
Thursday, August 01, 2013	18:00	0:10	59	67	62	53	168	4.6	168	16	0.0	0.0	0.0
Thursday, August 01, 2013	18:10	0:10	61	65	63	57	262	5.5	173	16	0.0	0.0	0.3
Thursday, August 01, 2013	18:20	0:10	55	61	58	53	287	5.9	177	16	0.0	0.0	0.0
Thursday, August 01, 2013	18:30	0:10	57	61	58	55	240	5.6	180	16	0.0	0.0	0.3
Thursday, August 01, 2013	18:40	0:10	55	62	56	53	48	4.7	173	16	0.0	0.0	0.5
Thursday, August 01, 2013	18:50	0:10	55	72	56	52	150	4.2	180	16	0.0	0.0	0.3
Thursday, August 01, 2013	19:00	0:10	53	65	54	52	369	6.1	178	16	0.0	0.0	0.0
Thursday, August 01, 2013	19:10	0:10	49	66	51	46	476	6.4	178	16	0.0	0.0	0.0
Thursday, August 01, 2013	19:20	0:10	45	64	47	43	435	6.3	182	16	0.0	0.0	0.0
Thursday, August 01, 2013	19:30	0:10	46	59	48	42	559	7.1	178	16	0.0	0.0	0.0
Thursday, August 01, 2013	19:40	0:10	47	58	51	42	733	7.8	182	16	0.0	0.0	0.0
Thursday, August 01, 2013	19:50	0:10	53	65	57	46	923	8.7	183	16	0.0	0.0	0.3
Thursday, August 01, 2013	20:00	0:10	56	64	60	51	1401	10.3	189	16	0.0	0.2	0.0
Thursday, August 01, 2013	20:10	0:10	53	67	55	52	1413	10.2	189	16	0.0	0.0	0.0
Thursday, August 01, 2013	20:20	0:10	49	63	51	46	1572	10.6	184	16	0.0	0.0	0.0
Thursday, August 01, 2013	20:30	0:10	46	59	48	43	1629	10.5	185	16	0.0	0.0	0.0
Thursday, August 01, 2013	20:40	0:10	43	54	45	40	1571	10.5	188	16	0.0	0.0	0.0
Thursday, August 01, 2013	20:50	0:10	41.0	57	43	39	1423	10.4	186	16	0.0	0.0	0.0
Thursday, August 01, 2013	21:00	0:10	40.9	53	42	39	1307	9.8	186	16	0.0	0.0	0.0
Thursday, August 01, 2013	21:10	0:10	40.1	63	41	38	1396	10.1	187	15	0.0	0.0	0.0
Thursday, August 01, 2013	21:20	0:10	39	50	41	37	784	7.9	187	15	0.0	0.0	0.0
Thursday, August 01, 2013	21:30	0:10	38	51	41	36	356	6.5	184	15	0.0	0.0	0.0
Thursday, August 01, 2013	21:40	0:10	47	56	50	40	558	7.1	189	15	0.0	0.0	0.0
Thursday, August 01, 2013	21:50	0:10	47	61	50	42	405	6.5	195	15	0.0	1.9	0.0
Thursday, August 01, 2013	22:00	0:10	44	62	46	42	279	6.1	197	15	0.0	0.0	0.0
Thursday, August 01, 2013	22:10	0:10	43	61	45	42	298	6.3	190	15	0.0	0.0	0.3
Thursday, August 01, 2013	22:20	0:10	44	65	48	39	374	6.5	185	15	0.0	0.0	0.0
Thursday, August 01, 2013	22:30	0:10	51	60	54	48	385	6.4	179	15	0.0	0.0	0.0
Thursday, August 01, 2013	22:40	0:10	50	59	52	46	320	5.9	179	15	0.0	0.0	0.0
Thursday, August 01, 2013	22:50	0:10	49	61	51	46	513	7.2	180	15	0.0	0.0	0.0
Thursday, August 01, 2013	23:00	0:10	46	56	48	43	673	8.0	186	15	0.0	0.0	0.3
Thursday, August 01, 2013	23:10	0:10	48	57	50	46	809	8.4	183	15	0.0	0.0	0.5
Thursday, August 01, 2013	23:20	0:10	50	58	53	47	641	7.7	186	15	0.0	0.0	0.3

Table A-2: Location B Summer Compliance Evaluation

Date	Time	Duration	Leq	Lmax	L(10)	L(90)	WT E2	WT E2	Onsite Met	Onsite Met	Loc. 6	Loc. 6	Loc. 6
	Start Time	(min)	(dBA)	(dBA)	(dBA)	(dBA)	Output (kW)	HH WS (m/s)	WD @ 75m (degrees)	Temp. (°C)	Avg. WS @ 2m (m/s)	Gust WS @ 2m (m/s)	Precip. (mm)
Thursday, August 01, 2013	23:30	0:10	52	59	54	50	611	7.7	189	15	0.0	0.0	0.0
Thursday, August 01, 2013	23:40	0:10	50	64	51	49	328	6.2	184	15	0.0	0.0	0.3
Thursday, August 01, 2013	23:50	0:10	48	57	50	46	262	5.9	182	15	0.0	0.0	0.0
Friday, August 02, 2013	0:00	0:10	46	60	47	45	103	4.3	186	15	0.0	0.0	0.0
Friday, August 02, 2013	0:10	0:10	47	59	51	44	123	5.0	192	15	0.0	0.0	0.0
Friday, August 02, 2013	0:20	0:10	51	66	56	46	226	5.7	189	15	0.0	0.0	0.0
Friday, August 02, 2013	0:30	0:10	45	54	46	43	422	7.0	197	15	0.0	0.0	0.0
Friday, August 02, 2013	0:40	0:10	42	54	43	40	357	6.5	194	15	0.0	0.0	0.0
Friday, August 02, 2013	0:50	0:10	41	55	44	39	288	6.0	194	15	0.0	0.0	0.0
Friday, August 02, 2013	1:00	0:10	48	58	50	45	448	7.1	192	15	0.0	0.0	0.0
Friday, August 02, 2013	1:10	0:10	43	55	45	41	389	6.9	193	15	0.0	0.0	0.0
Friday, August 02, 2013	1:20	0:10	41	56	42	39	237	5.8	186	15	0.0	0.0	0.0
Friday, August 02, 2013	1:30	0:10	39	52	41	37	190	5.3	187	15	0.0	0.0	0.0
Friday, August 02, 2013	1:40	0:10	38	49	39	36	124	4.8	190	15	0.0	0.0	0.3
Friday, August 02, 2013	1:50	0:10	37	51	39	35	111	5.2	190	15	0.0	0.0	0.0
Friday, August 02, 2013	2:00	0:10	37	51	38	35	-4	4.6	193	15	0.0	0.0	0.0
Friday, August 02, 2013	2:10	0:10	36	50	38	35	-4	4.9	187	15	0.0	0.0	0.0
Friday, August 02, 2013	2:20	0:10	36	50	38	34	-4	4.9	187	15	0.0	0.0	0.0
Friday, August 02, 2013	2:30	0:10	36	51	37	34	-4	4.4	183	15	0.0	0.0	0.0
Friday, August 02, 2013	2:40	0:10	36	50	38	34	-4	3.5	186	15	0.0	0.0	0.0
Friday, August 02, 2013	2:50	0:10	38	50	39	36	-2	3.4	181	15	0.0	0.0	0.0
Friday, August 02, 2013	3:00	0:10	39	52	41	37	-3	3.2	175	15	0.0	0.0	0.0
Friday, August 02, 2013	3:10	0:10	37	52	39	34	-6	2.8	175	15	0.0	0.0	0.0
Friday, August 02, 2013	3:20	0:10	36	50	38	33	-5	2.1	181	15	0.0	0.0	0.0
Friday, August 02, 2013	3:30	0:10	36	48	38	33	-5	2.9	185	15	0.0	0.0	0.0
Friday, August 02, 2013	3:40	0:10	36	53	38	34	5	3.4	189	15	0.0	0.0	0.0
Friday, August 02, 2013	3:50	0:10	37	50	39	34	0	3.0	197	15	0.0	0.0	0.0
Friday, August 02, 2013	4:00	0:10	38	52	40	36	-3	2.9	213	15	0.0	0.0	0.0
Friday, August 02, 2013	4:10	0:10	39	62	40	36	-4	2.7	238	15	0.0	0.0	0.0
Friday, August 02, 2013	4:20	0:10	39	53	40	37	12	3.4	268	15	0.0	0.0	0.0
Friday, August 02, 2013	4:30	0:10	40	54	42	38	45	4.0	278	15	0.0	0.0	0.0
Friday, August 02, 2013	4:40	0:10	40	52	42	39	32	3.7	271	15	0.0	0.0	0.0
Friday, August 02, 2013	4:50	0:10	42	62	44	40	4	3.0	282	15	0.0	0.0	0.0
Friday, August 02, 2013	5:00	0:10	41	54	43	38	-5	3.1	262	15	0.0	0.0	0.0
Friday, August 02, 2013	5:10	0:10	39	53	41	36	-6	2.4	261	15	0.0	0.0	0.0
Friday, August 02, 2013	5:20	0:10	38	51	42	35	-4	1.3	272	15	0.0	0.0	0.0
Friday, August 02, 2013	5:30	0:10	38	51	41	34	-3	2.9	264	15	0.0	0.0	0.0
Friday, August 02, 2013	5:40	0:10	38	50	41	34	-3	2.8	265	15	0.0	0.0	0.0
Friday, August 02, 2013	5:50	0:10	43	53	45	39	10	3.4	266	15	0.0	0.0	0.0
Friday, August 02, 2013	6:00	0:10	48	64	49	46	18	3.5	278	15	0.0	0.0	0.0
Friday, August 02, 2013	6:10	0:10	48	64	49	47	-5	2.5	307	15	0.0	0.0	0.0
Friday, August 02, 2013	6:20	0:10	44	62	46	42	-4	2.2	326	15	0.0	0.0	0.0
Friday, August 02, 2013	6:30	0:10	42	59	44	40	-4	1.9	320	15	0.0	0.0	0.0
Friday, August 02, 2013	6:40	0:10	41	54	43	38	18	3.6	276	15	0.0	0.0	0.0
Friday, August 02, 2013	6:50	0:10	41	50	44	38	40	4.1	284	15	0.0	0.0	0.0
Friday, August 02, 2013	7:00	0:10	42	59	46	36	55	4.4	295	15	0.0	0.0	0.0
Friday, August 02, 2013	7:10	0:10	43	52	47	36	44	4.1	278	15	0.0	0.0	0.0
Friday, August 02, 2013	7:20	0:10	41	55	45	34	67	4.3	282	15	0.0	0.0	0.0
Friday, August 02, 2013	7:30	0:10	38	51	40	34	114	4.6	288	15	0.0	0.0	0.0
Friday, August 02, 2013	7:40	0:10	39	47	41	35	64	4.2	291	15	0.0	0.0	0.0
Friday, August 02, 2013	7:50	0:10	40	50	44	33	66	4.3	292	15	0.0	0.0	0.0
Friday, August 02, 2013	8:00	0:10	38	54	42	30	60	4.0	293	16	0.0	0.0	0.0
Friday, August 02, 2013	8:10	0:10	39	56	43	32	42	3.9	292	16	0.0	0.0	0.0
Friday, August 02, 2013	8:20	0:10	41	53	45	33	121	4.6	292	16	0.0	0.0	0.0
Friday, August 02, 2013	8:30	0:10	40	51	43	35	89	4.4	290	16	0.0	0.0	0.0
Friday, August 02, 2013	8:40	0:10	40	49	43	33	29	3.5	292	16	0.0	0.0	0.0
Friday, August 02, 2013	8:50	0:10	39	48	43	33	-4	2.6	300	17	0.0	0.2	0.0
Friday, August 02, 2013	9:00	0:10	41	50	44	35	19	3.4	305	17	0.0	0.0	0.0
Friday, August 02, 2013	9:10	0:10	40	49	43	32	8	3.0	298	17	0.0	0.2	0.0
Friday, August 02, 2013	9:20	0:10	40	49	44	34	4	3.0	304	17	0.0	0.0	0.0
Friday, August 02, 2013	9:30	0:10	39	51	42	34	162	4.7	292	17	0.0	0.0	0.0
Friday, August 02, 2013	9:40	0:10	41	49	43	35	105	4.3	295	18	0.0	0.0	0.0
Friday, August 02, 2013	9:50	0:10	41	52	44	34	126	4.4	307	18	0.0	0.0	0.0
Friday, August 02, 2013	10:00	0:10	41	51	44	36	154	3.9	288	18	0.0	1.5	0.0
Friday, August 02, 2013	10:10	0:10	41	52	44	36	154	3.9	297	18	0.0	1.1	0.0
Friday, August 02, 2013	10:20	0:10	41	54	44	34	154	3.9	301	19	0.0	0.9	0.0
Friday, August 02, 2013	10:30	0:10	41	55	44	35	154	3.9	290	19	0.0	1.7	0.0
Friday, August 02, 2013	10:40	0:10	43	57	47	35	154	3.9	294	19	0.2	2.0	0.0
Friday, August 02, 2013	10:50	0:10	39	49	42	34	154	3.9	274	19	0.2	2.4	0.0
Friday, August 02, 2013	11:00	0:10	39	52	42	35	154	3.9	297	19	0.2	2.0	0.0
Friday, August 02, 2013	11:10	0:10	40	48	42	36	154	3.9	285	19	0.2	2.8	0.0
Friday, August 02, 2013	11:20	0:10	39	50	41	33	154	3.9	283	20	0.7	4.8	0.0
Friday, August 02, 2013	11:30	0:10	38	55	40	34	154	3.9	291	20	0.7	3.5	0.0
Friday, August 02, 2013	11:40	0:10	41	53	42	38	182	5.7	294	21	0.2	3.7	0.0
Friday, August 02, 2013	11:50	0:10	44	54	46	40	116	4.9	282	21	0.0	2.6	0.0
Friday, August 02, 2013	12:00	0:10	43	53	45	39	397	6.6	269	21	0.4	3.2	0.0
Friday, August 02, 2013	12:10	0:10	40	49	43	35	715	7.7	257	21	0.2	1.7	0.0
Friday, August 02, 2013	12:20	0:10	44	62	48	34	477	7.2	275	22	0.6	2.8	0.0
Friday, August 02, 2013	12:30	0:10	44	61	46	35	799	8.3	261	22	0.4	3.2	0.0
Friday, August 02, 2013	12:40	0:10	43	58	46	36	817	8.2	240	21	0.2	2.0	0.0
Friday, August 02, 2013	12:50	0:10	42	60	43	38	649	7.8	254	22	0.2	2.4	0.0
Friday, August 02, 2013	13:00	0:10	55	78	52	40	402	6.6	275	21	0.4	3.3	0.0
Friday, August 02, 2013	13:10	0:10	50	69	49	39	694	7.8	283	20	0.4	3.0	0.0
Friday, August 02, 2013	13:20	0:10	45	55	47	40	883	8.7	271	20	0.9	5.2	0.0
Friday, August 02, 2013	13:30	0:10	54	76	47	39	583	9.0	250	22	0.6	4.4	0.0
Friday, August 02, 2013	13:40	0:10	48	64	50	41	1137	9.4	248	22	1.3	4.6	0.0
Friday, August 02, 2013	13:50	0:10	43	54	46	39	891	11.0	268	21	1.7	4.8	0.0
Friday, August 02, 2013	14:00	0:10	49	67	50	44	-4	11.9	257	22	1.7	5.9	0.0
Friday, August 02, 2013	14:10	0:10	44	50	46	40	-4	10.2	271	22	1.3	5.0	0.0
Friday, August 02, 2013	14:20	0:10	43	51	47	38	-4	10.9	273	22	2.0	6.9	0.0
Friday, August 02, 2013	14:30	0:10	46	54	49	42	-4	10.2	279	22	1.7	4.4	0.0
Friday, August 02, 2013	14:40	0:10	44	52	47	41	-4	10.2	277	21	1.7	5.7	0.0
Friday, August 02, 2013	14:50	0:10	47	61	50	42	-2	10.0	263	22	1.1	6.1	0.0

Table A-2: Location B Summer Compliance Evaluation

Date	Time	Duration	Leq	Lmax	L(10)	L(90)	WT E2	WT E2	Onsite Met	Onsite Met	Loc. 6	Loc. 6	Loc. 6
	Start Time	(min)	(dBA)	(dBA)	(dBA)	(dBA)	Output (kW)	HH WS (m/s)	WD @ 75m (degrees)	Temp. (°C)	Avg. WS @ 2m (m/s)	Gust WS @ 2m (m/s)	Precip. (mm)
Friday, August 02, 2013	15:00	0:10	44	54	48	40	1248	11.0	261	22	0.7	3.0	0.0
Friday, August 02, 2013	15:10	0:10	48	56	51	44	1240	9.8	283	22	0.6	2.6	0.0
Friday, August 02, 2013	15:20	0:10	48	62	50	44	1095	9.5	286	22	1.9	5.4	0.0
Friday, August 02, 2013	15:30	0:10	46	57	49	43	1424	10.0	295	22	1.1	4.8	0.0
Friday, August 02, 2013	15:40	0:10	48	71	51	43	1269	10.1	291	22	1.1	3.9	0.0
Friday, August 02, 2013	15:50	0:10	45	60	48	40	1756	11.6	281	20	0.9	3.5	0.0
Friday, August 02, 2013	16:00	0:10	46	60	49	41	1314	10.0	285	20	0.7	4.4	0.0
Friday, August 02, 2013	16:10	0:10	46	64	48	39	1402	10.4	270	21	1.5	4.4	0.0
Friday, August 02, 2013	16:20	0:10	42	50	46	39	1757	11.5	280	22	0.7	3.3	0.0
Friday, August 02, 2013	16:30	0:10	47	60	52	40	1715	11.4	286	21	0.4	3.3	0.0
Friday, August 02, 2013	16:40	0:10	48	59	50	43	1577	10.6	280	20	0.6	3.5	0.0
Friday, August 02, 2013	16:50	0:10	48	69	50	43	1382	10.3	275	21	0.6	2.8	0.0
Friday, August 02, 2013	17:00	0:10	46	62	49	41	1369	10.4	275	21	0.4	2.4	0.0
Friday, August 02, 2013	17:10	0:10	47	66	49	43	1583	10.6	282	19	0.4	2.8	0.0
Friday, August 02, 2013	17:20	0:10	47	63	50	43	1560	10.5	278	20	0.4	2.8	0.0
Friday, August 02, 2013	17:30	0:10	45	60	47	42	1124	9.3	280	20	0.4	3.0	0.0
Friday, August 02, 2013	17:40	0:10	46	61	48	43	1160	9.4	270	21	1.1	3.2	0.0
Friday, August 02, 2013	17:50	0:10	47	60	50	44	889	8.3	271	20	0.7	3.0	0.0
Friday, August 02, 2013	18:00	0:10	44	59	46	40	1117	9.5	266	19	0.7	3.2	0.0
Friday, August 02, 2013	18:10	0:10	44	60	46	40	1029	9.1	268	19	0.7	3.7	0.0
Friday, August 02, 2013	18:20	0:10	45	75	44	40	910	8.8	269	19	0.0	1.3	0.0
Friday, August 02, 2013	18:30	0:10	42	53	44	37	910	8.8	276	19	0.4	2.8	0.0
Friday, August 02, 2013	18:40	0:10	44	53	46	39	774	8.1	274	19	0.7	2.6	0.0
Friday, August 02, 2013	18:50	0:10	42	56	44	38	784	8.2	276	19	0.7	3.7	0.0
Friday, August 02, 2013	19:00	0:10	41	48	43	38	1293	9.8	278	19	0.4	2.8	0.0
Friday, August 02, 2013	19:10	0:10	43	57	45	39	892	8.5	274	18	0.7	3.0	0.0
Friday, August 02, 2013	19:20	0:10	43	62	46	37	1071	9.1	269	18	0.2	3.2	0.0
Friday, August 02, 2013	19:30	0:10	42	54	44	38	951	8.9	267	18	0.0	0.2	0.0
Friday, August 02, 2013	19:40	0:10	41	55	43	37	923	8.7	262	18	0.0	0.0	0.0
Friday, August 02, 2013	19:50	0:10	42	67	44	36	902	8.8	258	17	0.0	0.0	0.0
Friday, August 02, 2013	20:00	0:10	42	57	44	37	440	6.9	246	17	0.0	0.0	0.0
Friday, August 02, 2013	20:10	0:10	45	65	48	39	469	7.0	244	18	0.0	0.9	0.0
Friday, August 02, 2013	20:20	0:10	44	64	47	39	561	7.4	253	18	0.0	0.0	0.0
Friday, August 02, 2013	20:30	0:10	42	62	45	36	700	8.0	256	18	0.0	1.3	0.0
Friday, August 02, 2013	20:40	0:10	40	60	42	36	1263	9.7	246	18	0.0	1.7	0.0
Friday, August 02, 2013	20:50	0:10	41	62	42	37	1020	8.9	243	17	0.0	0.0	0.0
Friday, August 02, 2013	21:00	0:10	41	62	42	37	1288	9.6	251	17	0.0	0.0	0.0
Friday, August 02, 2013	21:10	0:10	40	64	41	37	1216	9.5	248	17	0.0	0.0	0.0
Friday, August 02, 2013	21:20	0:10	40	52	42	37	1168	9.4	242	17	0.0	0.9	0.0
Friday, August 02, 2013	21:30	0:10	41	60	43	37	1247	9.5	243	17	0.0	0.0	0.0
Friday, August 02, 2013	21:40	0:10	39	58	41	36	1430	9.8	241	17	0.0	0.0	0.0
Friday, August 02, 2013	21:50	0:10	40	57	42	36	1251	9.5	239	17	0.0	0.0	0.0
Friday, August 02, 2013	22:00	0:10	38	58	41	33	1173	9.1	241	17	0.0	0.2	0.0
Friday, August 02, 2013	22:10	0:10	39	59	42	34	928	8.6	241	17	0.0	0.0	0.0
Friday, August 02, 2013	22:20	0:10	38	47	40	35	879	8.6	235	17	0.0	0.0	0.0
Friday, August 02, 2013	22:30	0:10	38	54	40	36	854	8.5	234	17	0.0	0.0	0.0
Friday, August 02, 2013	22:40	0:10	37	45	38	35	901	8.5	239	16	0.0	0.0	0.0
Friday, August 02, 2013	22:50	0:10	37	53	38	34	1087	9.1	239	16	0.0	0.0	0.0
Friday, August 02, 2013	23:00	0:10	36	53	37	34	1235	9.6	239	16	0.0	0.0	0.0
Friday, August 02, 2013	23:10	0:10	35	52	37	32	1375	10.0	235	16	0.0	0.0	0.0
Friday, August 02, 2013	23:20	0:10	36	46	38	33	1424	10.0	240	16	0.0	0.0	0.0
Friday, August 02, 2013	23:30	0:10	35	45	37	32	1203	9.4	239	16	0.0	2.6	0.0
Friday, August 02, 2013	23:40	0:10	37	53	39	33	1542	10.3	241	16	0.0	0.0	0.0
Friday, August 02, 2013	23:50	0:10	37	61	37	32	1360	9.6	243	16	0.0	0.0	0.0
Saturday, August 03, 2013	0:00	0:10	35	56	37	33	1229	9.4	244	16	0.0	0.6	0.0
Saturday, August 03, 2013	0:10	0:10	36	50	38	32	1198	9.3	247	16	0.0	0.6	0.0
Saturday, August 03, 2013	0:20	0:10	37	52	39	32	1220	9.2	246	16	0.0	2.0	0.0
Saturday, August 03, 2013	0:30	0:10	38	60	39	33	1409	9.7	243	16	0.0	0.0	0.0
Saturday, August 03, 2013	0:40	0:10	39	55	42	33	1296	9.5	246	16	0.0	1.7	0.0
Saturday, August 03, 2013	0:50	0:10	39	54	42	32	1348	9.7	245	16	0.0	0.4	0.0
Saturday, August 03, 2013	1:00	0:10	38	57	41	32	1246	9.4	244	16	0.0	0.0	0.0
Saturday, August 03, 2013	1:10	0:10	35	56	37	30	1287	9.8	244	16	0.2	3.3	0.0
Saturday, August 03, 2013	1:20	0:10	34	61	35	29	1065	8.9	245	15	0.0	2.0	0.0
Saturday, August 03, 2013	1:30	0:10	32	52	33	29	858	8.3	244	15	0.0	1.1	0.0
Saturday, August 03, 2013	1:40	0:10	34	57	36	29	778	8.2	244	15	0.0	1.7	0.0
Saturday, August 03, 2013	1:50	0:10	33	56	33	28	776	8.8	245	15	0.6	3.0	0.0
Saturday, August 03, 2013	2:00	0:10	28	39	31	26	-4	7.8	239	15	0.4	3.0	0.0
Saturday, August 03, 2013	2:10	0:10	30	47	31	26	-4	7.2	238	15	0.2	3.0	0.0
Saturday, August 03, 2013	2:20	0:10	26	35	27	25	-4	7.0	239	15	0.2	2.4	0.0
Saturday, August 03, 2013	2:30	0:10	26	35	28	25	-4	6.3	247	14	0.0	1.3	0.0
Saturday, August 03, 2013	2:40	0:10	26	34	28	25	-4	7.3	250	15	0.2	2.4	0.0
Saturday, August 03, 2013	2:50	0:10	26	46	28	25	-3	8.0	250	15	0.0	1.5	0.0
Saturday, August 03, 2013	3:00	0:10	30	40	31	25	663	8.2	248	14	0.0	2.0	0.0
Saturday, August 03, 2013	3:10	0:10	29	34	31	28	1211	9.2	248	14	0.0	2.0	0.0
Saturday, August 03, 2013	3:20	0:10	30	39	32	27	849	8.1	248	14	0.0	2.0	0.0
Saturday, August 03, 2013	3:30	0:10	28	33	29	27	498	6.8	245	14	0.0	1.7	0.0
Saturday, August 03, 2013	3:40	0:10	28	42	30	27	559	7.2	250	14	0.0	0.4	0.0
Saturday, August 03, 2013	3:50	0:10	28	35	29	27	526	6.9	255	14	0.0	1.1	0.0
Saturday, August 03, 2013	4:00	0:10	28	38	30	26	268	5.7	263	14	0.0	0.0	0.0
Saturday, August 03, 2013	4:10	0:10	27	43	29	25	80	4.3	261	14	0.0	0.2	0.0
Saturday, August 03, 2013	4:20	0:10	27	37	30	25	66	4.3	260	14	0.0	0.0	0.0
Saturday, August 03, 2013	4:30	0:10	29	41	33	25	300	6.2	253	14	0.0	0.6	0.0
Saturday, August 03, 2013	4:40	0:10	30	43	32	25	512	7.2	249	14	0.0	0.4	0.0
Saturday, August 03, 2013	4:50	0:10	30	42	32	26	594	7.4	253	14	0.0	1.1	0.0
Saturday, August 03, 2013	5:00	0:10	32	61	33	26	523	6.8	257	14	0.0	1.1	0.0
Saturday, August 03, 2013	5:10	0:10	32	47	35	27	234	5.3	264	14	0.0	0.0	0.0
Saturday, August 03, 2013	5:20	0:10	30	44	33	26	349	6.4	268	14	0.0	0.0	0.0
Saturday, August 03, 2013	5:30	0:10	33	44	36	29	988	8.9	263	14	0.0	0.0	0.0
Saturday, August 03, 2013	5:40	0:10	34	53	36	29	1314	9.8	259	15	0.0	0.0	0.0
Saturday, August 03, 2013	5:50	0:10	34	47	36	30	1415	10.0	251	15	0.0	2.0	0.0
Saturday, August 03, 2013	6:00	0:10	39	49	43	32	1103	9.1	253	15	0.0	1.7	0.0
Saturday, August 03, 2013	6:10	0:10	48	56	50	43	1106	9.3	264	14	0.2	2.6	0.3
Saturday, August 03, 2013	6:20	0:10	53	62	55	50	943	8.6	262	13	0.2	2.2	0.3

Table A-2: Location B Summer Compliance Evaluation

Date	Time	Duration	Leq	Lmax	L(10)	L(90)	WT E2	WT E2	Onsite Met	Onsite Met	Loc. 6	Loc. 6	Loc. 6
	Start Time	(min)	(dBA)	(dBA)	(dBA)	(dBA)	Output (kW)	HH WS (m/s)	WD @ 75m (degrees)	Temp. (°C)	Avg. WS @ 2m (m/s)	Gust WS @ 2m (m/s)	Precip. (mm)
Saturday, August 03, 2013	6:30	0:10	53	63	55	51	678	7.6	267	13	0.0	1.7	0.3
Saturday, August 03, 2013	6:40	0:10	55	70	57	52	726	8.0	270	13	0.0	1.7	0.5
Saturday, August 03, 2013	6:50	0:10	59	69	61	57	973	8.6	268	13	0.0	1.3	0.5
Saturday, August 03, 2013	7:00	0:10	57	63	58	55	740	7.9	267	13	0.0	0.9	0.5
Saturday, August 03, 2013	7:10	0:10	57	64	59	55	361	6.1	262	13	0.0	1.7	0.3
Saturday, August 03, 2013	7:20	0:10	51	62	53	48	95	4.4	254	13	0.0	0.0	0.0
Saturday, August 03, 2013	7:30	0:10	49	58	51	47	168	5.2	258	13	0.0	0.0	0.0
Saturday, August 03, 2013	7:40	0:10	48	55	49	47	63	4.1	255	13	0.0	0.0	0.0
Saturday, August 03, 2013	7:50	0:10	49	62	50	47	1	3.4	251	13	0.0	0.0	0.0
Saturday, August 03, 2013	8:00	0:10	47	57	49	45	-3	2.9	262	13	0.0	0.0	0.0
Saturday, August 03, 2013	8:10	0:10	47	62	48	42	-7	3.3	239	13	0.0	0.0	0.0
Saturday, August 03, 2013	8:20	0:10	43	59	44	40	-9	2.8	218	13	0.0	0.0	0.0
Saturday, August 03, 2013	8:30	0:10	42	57	43	39	1	3.4	241	13	0.0	0.0	0.0
Saturday, August 03, 2013	8:40	0:10	41	58	43	38	-11	2.6	230	14	0.0	0.0	0.0
Saturday, August 03, 2013	8:50	0:10	42	54	46	37	-8	2.6	230	14	0.0	0.0	0.0
Saturday, August 03, 2013	9:00	0:10	43	54	48	36	54	4.1	232	14	0.0	0.0	0.0
Saturday, August 03, 2013	9:10	0:10	40	49	44	34	192	5.4	245	14	0.0	0.9	0.0
Saturday, August 03, 2013	9:20	0:10	41	57	45	35	374	6.5	262	14	0.2	2.0	0.0
Saturday, August 03, 2013	9:30	0:10	41	54	44	37	480	7.1	276	15	0.2	2.6	0.0
Saturday, August 03, 2013	9:40	0:10	42	58	45	37	574	7.3	267	15	0.2	2.2	0.0
Saturday, August 03, 2013	9:50	0:10	40	55	42	36	412	6.4	268	15	0.2	2.2	0.0
Saturday, August 03, 2013	10:00	0:10	40	54	42	37	204	5.2	271	15	0.4	3.9	0.0
Saturday, August 03, 2013	10:10	0:10	41	55	44	37	175	5.1	267	15	0.4	3.3	0.0
Saturday, August 03, 2013	10:20	0:10	46	63	48	38	644	7.6	265	16	0.2	3.3	0.0
Saturday, August 03, 2013	10:30	0:10	45	60	48	38	768	7.9	267	16	0.4	3.0	0.0
Saturday, August 03, 2013	10:40	0:10	43	60	45	37	667	7.7	261	16	0.7	3.2	0.0
Saturday, August 03, 2013	10:50	0:10	47	61	49	38	1074	9.0	268	16	0.6	3.3	0.0
Saturday, August 03, 2013	11:00	0:10	45	64	47	39	888	8.2	271	17	0.4	2.6	0.0
Saturday, August 03, 2013	11:10	0:10	45	70	44	39	630	7.3	271	17	0.2	3.2	0.0
Saturday, August 03, 2013	11:20	0:10	45	55	47	41	430	6.7	285	17	0.6	3.7	0.0
Saturday, August 03, 2013	11:30	0:10	44	62	46	41	516	7.1	270	17	0.4	3.7	0.0
Saturday, August 03, 2013	11:40	0:10	45	56	47	41	951	9.0	267	18	0.9	4.4	0.0
Saturday, August 03, 2013	11:50	0:10	46	62	49	41	843	8.0	265	18	0.2	3.2	0.0
Saturday, August 03, 2013	12:00	0:10	46	67	49	41	718	7.8	266	19	0.2	2.8	0.0
Saturday, August 03, 2013	12:10	0:10	45	60	47	41	1034	9.0	265	19	0.2	3.0	0.0
Saturday, August 03, 2013	12:20	0:10	49	62	52	43	1122	9.3	268	18	0.4	4.1	0.0
Saturday, August 03, 2013	12:30	0:10	49	62	53	44	1795	11.6	274	19	0.4	3.5	0.0
Saturday, August 03, 2013	12:40	0:10	46	61	49	42	1628	10.8	273	19	0.7	3.9	0.0
Saturday, August 03, 2013	12:50	0:10	46	55	49	42	1019	9.0	272	19	0.7	4.1	0.0
Saturday, August 03, 2013	13:00	0:10	46	55	49	42	1833	11.8	276	19	0.6	3.9	0.0
Saturday, August 03, 2013	13:10	0:10	49	64	51	44	1645	11.3	274	20	0.7	5.4	0.0
Saturday, August 03, 2013	13:20	0:10	50	75	52	44	1657	11.2	280	20	0.9	5.7	0.0
Saturday, August 03, 2013	13:30	0:10	49	64	52	44	1695	11.2	272	19	1.1	3.9	0.0
Saturday, August 03, 2013	13:40	0:10	47	59	49	43	1645	11.3	264	20	1.9	5.0	0.0
Saturday, August 03, 2013	13:50	0:10	49	61	52	45	939	10.6	265	20	1.5	4.6	0.0
Saturday, August 03, 2013	14:00	0:10	48	59	50	44	-4	11.1	254	21	1.9	5.6	0.0
Saturday, August 03, 2013	14:10	0:10	48	61	51	43	-4	9.5	268	21	1.9	5.6	0.0
Saturday, August 03, 2013	14:20	0:10	48	66	50	42	-4	9.7	259	21	2.4	6.9	0.0
Saturday, August 03, 2013	14:30	0:10	48	63	51	43	-4	12.1	272	19	1.9	5.0	0.0
Saturday, August 03, 2013	14:40	0:10	49	63	51	45	-4	10.0	274	19	2.0	4.8	0.0
Saturday, August 03, 2013	14:50	0:10	50	67	52	44	-2	9.4	265	21	2.4	6.5	0.0
Saturday, August 03, 2013	15:00	0:10	48	63	51	43	674	8.5	273	21	2.0	5.7	0.0
Saturday, August 03, 2013	15:10	0:10	46	60	49	42	812	8.4	273	20	1.7	3.9	0.0
Saturday, August 03, 2013	15:20	0:10	47	60	50	42	1696	12.3	270	19	2.0	5.7	0.0
Saturday, August 03, 2013	15:30	0:10	50	66	52	44	1677	11.8	266	20	1.7	5.4	0.0
Saturday, August 03, 2013	15:40	0:10	48	63	51	42	1850	12.3	274	21	2.0	8.2	0.0
Saturday, August 03, 2013	15:50	0:10	51	66	53	44	1760	11.8	291	20	1.7	3.9	0.0
Saturday, August 03, 2013	16:00	0:10	48	68	51	43	1388	10.5	277	20	1.5	6.3	0.0
Saturday, August 03, 2013	16:10	0:10	47	60	50	44	1508	10.8	277	20	1.5	4.1	0.0
Saturday, August 03, 2013	16:20	0:10	47	63	50	42	1747	11.9	272	21	1.1	3.9	0.0
Saturday, August 03, 2013	16:30	0:10	46	60	49	42	1635	11.4	286	20	2.2	5.4	0.0
Saturday, August 03, 2013	16:40	0:10	47	67	49	42	1433	10.9	277	21	2.2	7.6	0.0
Saturday, August 03, 2013	16:50	0:10	47	67	50	42	1826	12.5	290	20	1.9	5.2	0.0
Saturday, August 03, 2013	17:00	0:10	47	63	50	41	1267	9.5	290	20	1.7	4.6	0.0
Saturday, August 03, 2013	17:10	0:10	48	60	51	42	672	8.2	287	19	2.0	5.7	0.0
Saturday, August 03, 2013	17:20	0:10	48	58	51	43	1527	11.1	284	20	2.4	5.6	0.0
Saturday, August 03, 2013	17:30	0:10	46	63	48	40	1309	10.0	279	20	2.0	4.6	0.0
Saturday, August 03, 2013	17:40	0:10	46	63	48	41	1339	10.1	270	20	1.9	6.3	0.0
Saturday, August 03, 2013	17:50	0:10	47	64	49	43	1435	10.4	274	20	2.2	7.6	0.0
Saturday, August 03, 2013	18:00	0:10	48	68	50	44	1808	12.3	277	19	1.9	3.7	0.0
Saturday, August 03, 2013	18:10	0:10	47	62	49	42	1337	10.3	290	18	1.3	4.3	0.0
Saturday, August 03, 2013	18:20	0:10	47	65	50	41	1601	10.9	284	18	1.3	3.2	0.0
Saturday, August 03, 2013	18:30	0:10	45	57	48	40	1228	9.8	282	18	1.1	3.7	0.0
Saturday, August 03, 2013	18:40	0:10	42	58	45	39	850	8.6	290	18	1.3	4.3	0.0
Saturday, August 03, 2013	18:50	0:10	43	54	46	39	718	8.1	288	18	0.9	2.6	0.0
Saturday, August 03, 2013	19:00	0:10	42	56	44	39	1214	9.8	294	17	1.5	5.9	0.0
Saturday, August 03, 2013	19:10	0:10	43	54	45	40	944	8.7	298	17	1.3	3.0	0.0
Saturday, August 03, 2013	19:20	0:10	43	62	45	39	1017	9.1	291	16	0.7	2.8	0.0
Saturday, August 03, 2013	19:30	0:10	44	61	46	40	1178	9.3	290	16	0.0	0.0	0.0
Saturday, August 03, 2013	19:40	0:10	44	57	47	40	961	8.8	290	16	0.0	0.0	0.0
Saturday, August 03, 2013	19:50	0:10	44	58	46	40	948	8.7	287	16	0.2	2.0	0.0
Saturday, August 03, 2013	20:00	0:10	42	55	44	38	963	8.7	283	16	0.0	1.1	0.0
Saturday, August 03, 2013	20:10	0:10	44	63	46	39	712	7.8	285	16	0.4	3.0	0.0
Saturday, August 03, 2013	20:20	0:10	42	59	44	37	947	8.4	287	15	0.6	2.4	0.0
Saturday, August 03, 2013	20:30	0:10	43	57	45	39	682	7.9	286	15	0.4	2.8	0.0
Saturday, August 03, 2013	20:40	0:10	42	57	44	37	903	8.8	287	15	0.6	3.0	0.0
Saturday, August 03, 2013	20:50	0:10	42	64	43	39	773	8.4	297	15	0.4	2.2	0.0
Saturday, August 03, 2013	21:00	0:10	40	54	42	36	666	7.9	297	15	0.0	0.0	0.0
Saturday, August 03, 2013	21:10	0:10	43	60	45	37	719	8.3	303	15	0.0	0.0	0.0
Saturday, August 03, 2013	21:20	0:10	39	65	40	33	512	7.3	301	15	0.0	0.0	0.0
Saturday, August 03, 2013	21:30	0:10	38	57	41	34	499	7.2	305	14	0.0	0.0	0.0
Saturday, August 03, 2013	21:40	0:10	38	55	40	34	651	7.7	304	14	0.0	0.0	0.0
Saturday, August 03, 2013	21:50	0:10	38	60	39	33	562	7.4	305	14	0.0	0.0	0.0

Table A-2: Location B Summer Compliance Evaluation

Date	Time	Duration	Leq	Lmax	L(10)	L(90)	WT E2	WT E2	Onsite Met	Onsite Met	Loc. 6	Loc. 6	Loc. 6
	Start Time	(min)	(dBA)	(dBA)	(dBA)	(dBA)	Output (kW)	HH WS (m/s)	WD @ 75m (degrees)	Temp. (°C)	Avg. WS @ 2m (m/s)	Gust WS @ 2m (m/s)	Precip. (mm)
Saturday, August 03, 2013	22:00	0:10	37	56	41	33	705	8.0	308	14	0.0	0.0	0.0
Saturday, August 03, 2013	22:10	0:10	37	53	39	33	927	8.6	301	14	0.0	0.0	0.0
Saturday, August 03, 2013	22:20	0:10	35	45	38	30	715	8.0	292	14	0.0	0.0	0.0
Saturday, August 03, 2013	22:30	0:10	34	43	37	30	562	7.3	290	14	0.0	0.0	0.0
Saturday, August 03, 2013	22:40	0:10	36	51	39	31	496	7.2	288	14	0.0	0.0	0.0
Saturday, August 03, 2013	22:50	0:10	34	48	36	30	518	7.3	291	14	0.0	0.0	0.0
Saturday, August 03, 2013	23:00	0:10	38	65	37	31	565	7.4	293	14	0.0	2.4	0.0
Saturday, August 03, 2013	23:10	0:10	35	50	39	29	366	6.4	290	14	0.0	1.7	0.0
Saturday, August 03, 2013	23:20	0:10	36	51	40	28	437	6.8	286	14	0.0	0.0	0.0
Saturday, August 03, 2013	23:30	0:10	37	50	40	30	857	8.6	288	14	0.0	0.0	0.0
Saturday, August 03, 2013	23:40	0:10	32	49	34	28	896	8.6	288	14	0.0	0.0	0.0
Saturday, August 03, 2013	23:50	0:10	35	61	36	29	1044	9.2	289	14	0.0	0.9	0.0
Sunday, August 04, 2013	0:00	0:10	35	55	37	29	1228	9.8	295	14	0.2	1.5	0.0
Sunday, August 04, 2013	0:10	0:10	32	60	33	27	993	8.9	292	14	0.0	0.2	0.0
Sunday, August 04, 2013	0:20	0:10	33	60	33	27	1078	9.0	289	14	0.0	1.1	0.0
Sunday, August 04, 2013	0:30	0:10	33	49	36	26	898	8.4	297	14	0.0	0.2	0.0
Sunday, August 04, 2013	0:40	0:10	31	48	33	26	766	8.2	298	14	0.0	0.0	0.0
Sunday, August 04, 2013	0:50	0:10	35	63	36	26	774	8.2	297	14	0.0	0.0	0.0
Sunday, August 04, 2013	1:00	0:10	33	53	36	26	706	7.8	293	14	0.0	0.0	0.0
Sunday, August 04, 2013	1:10	0:10	36	62	38	28	715	8.0	293	14	0.0	0.0	0.0
Sunday, August 04, 2013	1:20	0:10	39	61	42	27	878	8.4	289	14	0.0	0.0	0.0
Sunday, August 04, 2013	1:30	0:10	37	64	33	25	1006	8.8	290	14	0.0	0.0	0.0
Sunday, August 04, 2013	1:40	0:10	32	39	34	26	1265	9.7	293	14	0.0	0.0	0.0
Sunday, August 04, 2013	1:50	0:10	28	42	30	25	1307	9.7	290	13	0.0	0.0	0.0
Sunday, August 04, 2013	2:00	0:10	32	46	36	26	739	9.7	293	13	0.0	1.1	0.0
Sunday, August 04, 2013	2:10	0:10	29	37	33	25	-4	10.8	299	13	0.0	1.1	0.0
Sunday, August 04, 2013	2:20	0:10	30	38	33	24	-4	10.7	299	13	0.0	0.0	0.0
Sunday, August 04, 2013	2:30	0:10	31	35	32	30	-4	9.8	300	13	0.0	0.0	0.0
Sunday, August 04, 2013	2:40	0:10	31	37	32	29	-4	9.7	302	13	0.0	0.0	0.0
Sunday, August 04, 2013	2:50	0:10	31	42	34	24	-4	10.1	304	13	0.0	0.0	0.0
Sunday, August 04, 2013	3:00	0:10	30	37	31	27	592	9.1	305	13	0.0	0.0	0.0
Sunday, August 04, 2013	3:10	0:10	30	37	32	28	1179	9.5	305	13	0.0	0.0	0.0
Sunday, August 04, 2013	3:20	0:10	29	36	31	25	994	8.8	305	13	0.0	0.0	0.0
Sunday, August 04, 2013	3:30	0:10	25	35	26	24	1161	9.4	306	12	0.0	0.0	0.0
Sunday, August 04, 2013	3:40	0:10	31	40	33	25	1099	9.2	303	12	0.0	0.0	0.0
Sunday, August 04, 2013	3:50	0:10	30	37	31	28	1117	9.2	297	12	0.0	0.0	0.0
Sunday, August 04, 2013	4:00	0:10	30	34	31	25	1230	9.4	295	12	0.0	0.0	0.0
Sunday, August 04, 2013	4:10	0:10	29	39	32	24	988	8.8	297	12	0.0	0.0	0.0
Sunday, August 04, 2013	4:20	0:10	38	61	37	23	1001	8.9	297	13	0.0	0.0	0.0
Sunday, August 04, 2013	4:30	0:10	28	37	32	23	1182	9.5	295	12	0.0	0.0	0.0
Sunday, August 04, 2013	4:40	0:10	29	41	32	23	1331	10.0	302	12	0.0	0.0	0.0
Sunday, August 04, 2013	4:50	0:10	26	33	29	22	1303	10.0	304	12	0.0	0.0	0.0
Sunday, August 04, 2013	5:00	0:10	30	50	34	23	1004	8.8	299	12	0.0	0.0	0.0
Sunday, August 04, 2013	5:10	0:10	33	49	36	25	639	7.6	299	12	0.0	0.0	0.0
Sunday, August 04, 2013	5:20	0:10	29	44	32	23	354	6.4	300	12	0.0	0.0	0.0
Sunday, August 04, 2013	5:30	0:10	33	45	37	25	442	6.8	301	12	0.0	0.0	0.0
Sunday, August 04, 2013	5:40	0:10	34	46	38	25	454	6.8	297	12	0.0	0.0	0.0
Sunday, August 04, 2013	5:50	0:10	32	41	35	27	310	6.1	291	12	0.0	0.0	0.0
Sunday, August 04, 2013	6:00	0:10	33	46	37	25	294	5.9	287	12	0.0	0.0	0.0
Sunday, August 04, 2013	6:10	0:10	31	42	33	24	328	6.2	287	12	0.0	0.0	0.0
Sunday, August 04, 2013	6:20	0:10	33	52	35	26	258	5.7	283	12	0.0	1.3	0.0
Sunday, August 04, 2013	6:30	0:10	34	44	37	28	233	5.7	279	12	0.2	2.2	0.0
Sunday, August 04, 2013	6:40	0:10	39	52	43	30	247	5.8	282	12	0.4	3.9	0.0
Sunday, August 04, 2013	6:50	0:10	40	60	44	32	141	4.7	290	13	0.2	2.0	0.0
Sunday, August 04, 2013	7:00	0:10	40	55	44	29	11	3.1	293	13	0.0	1.7	0.0
Sunday, August 04, 2013	7:10	0:10	43	54	47	34	65	3.9	297	13	0.2	3.3	0.0
Sunday, August 04, 2013	7:20	0:10	39	66	41	30	95	4.5	297	14	0.4	2.2	0.0
Sunday, August 04, 2013	7:30	0:10	41	54	45	34	62	4.0	294	14	0.6	3.2	0.0
Sunday, August 04, 2013	7:40	0:10	40	53	45	33	-11	2.8	295	14	0.2	2.8	0.0
Sunday, August 04, 2013	7:50	0:10	38	51	41	33	-11	1.9	297	14	0.6	3.2	0.0
Sunday, August 04, 2013	8:00	0:10	44	71	43	32	-9	1.5	299	15	0.4	2.6	0.0
Sunday, August 04, 2013	8:10	0:10	47	70	49	36	19	3.1	302	15	0.0	0.9	0.0
Sunday, August 04, 2013	8:20	0:10	41	60	44	34	96	4.4	306	15	0.2	3.0	0.0
Sunday, August 04, 2013	8:30	0:10	44	62	45	36	262	6.1	311	15	0.2	2.2	0.0
Sunday, August 04, 2013	8:40	0:10	55	75	53	38	296	6.2	313	15	0.2	3.0	0.0
Sunday, August 04, 2013	8:50	0:10	44	59	46	41	175	5.2	304	16	0.2	1.5	0.0
Sunday, August 04, 2013	9:00	0:10	43	65	46	38	113	4.7	308	16	0.6	3.3	0.0
Sunday, August 04, 2013	9:10	0:10	43	60	45	38	225	5.8	309	16	0.7	3.7	0.0
Sunday, August 04, 2013	9:20	0:10	44	65	46	39	443	7.0	313	15	0.2	2.8	0.0
Sunday, August 04, 2013	9:30	0:10	44	65	47	38	396	6.7	307	16	0.7	4.8	0.0
Sunday, August 04, 2013	9:40	0:10	46	63	48	40	609	7.6	310	16	1.7	4.8	0.0
Sunday, August 04, 2013	9:50	0:10	48	68	50	41	777	8.4	331	16	1.3	4.8	0.0
Sunday, August 04, 2013	10:00	0:10	45	63	47	40	823	8.4	315	17	0.9	4.4	0.0
Sunday, August 04, 2013	10:10	0:10	43	61	46	39	817	8.7	320	17	1.7	5.4	0.0
Sunday, August 04, 2013	10:20	0:10	46	59	48	41	1029	9.1	322	17	1.3	3.3	0.0
Sunday, August 04, 2013	10:30	0:10	46	62	49	39	552	7.6	306	17	0.9	3.9	0.0
Sunday, August 04, 2013	10:40	0:10	49	72	48	40	411	6.8	310	17	0.4	3.2	0.0
Sunday, August 04, 2013	10:50	0:10	44	61	46	40	579	7.5	302	18	0.7	4.3	0.0
Sunday, August 04, 2013	11:00	0:10	43	49	45	40	605	7.6	298	18	0.9	4.1	0.0
Sunday, August 04, 2013	11:10	0:10	44	55	47	41	393	6.8	286	18	0.7	3.5	0.0
Sunday, August 04, 2013	11:20	0:10	45	58	47	41	379	6.6	312	18	0.7	4.1	0.0
Sunday, August 04, 2013	11:30	0:10	42	53	44	40	179	5.4	286	16	0.2	2.6	0.0
Sunday, August 04, 2013	11:40	0:10	49	61	54	40	380	6.6	279	15	0.2	2.0	0.0
Sunday, August 04, 2013	11:50	0:10	42	49	44	40	297	6.3	287	16	0.9	4.1	0.0
Sunday, August 04, 2013	12:00	0:10	46	58	49	40	591	7.3	290	17	0.7	5.2	0.0
Sunday, August 04, 2013	12:10	0:10	47	58	50	42	1025	9.1	282	17	0.9	3.9	0.0
Sunday, August 04, 2013	12:20	0:10	46	52	48	42	1008	8.8	275	15	0.6	3.2	0.0
Sunday, August 04, 2013	12:30	0:10	45	59	45	40	489	7.1	282	15	1.1	3.9	0.0
Sunday, August 04, 2013	12:40	0:10	44	57	47	40	852	8.6	293	17	1.3	4.8	0.0
Sunday, August 04, 2013	12:50	0:10	47	55	51	43	1193	9.6	303	17	1.5	5.0	0.0
Sunday, August 04, 2013	13:00	0:10	42	48	44	39	903	8.8	306	17	0.6	3.0	0.0
Sunday, August 04, 2013	13:10	0:10	45	60	48	41	1020	9.0	309	18	1.5	4.6	0.0
Sunday, August 04, 2013	13:20	0:10	48	56	50	44	1771	12.0	318	16	0.7	4.8	0.0

Table A-2: Location B Summer Compliance Evaluation

Date	Time	Duration	Leq	Lmax	L(10)	L(90)	WT E2	WT E2	Onsite Met	Onsite Met	Loc. 6	Loc. 6	Loc. 6
	Start Time	(min)	(dBA)	(dBA)	(dBA)	(dBA)	Output (kW)	HH WS (m/s)	WD @ 75m (degrees)	Temp. (°C)	Avg. WS @ 2m (m/s)	Gust WS @ 2m (m/s)	Precip. (mm)
Sunday, August 04, 2013	13:30	0:10	45	57	51	39	1556	10.6	304	15	0.9	3.3	0.0
Sunday, August 04, 2013	13:40	0:10	44	59	46	40	997	9.0	306	15	1.3	4.8	0.0
Sunday, August 04, 2013	13:50	0:10	45	55	47	42	760	9.0	301	17	0.7	5.4	0.0
Sunday, August 04, 2013	14:00	0:10	43	53	45	40	-4	7.8	305	17	1.5	5.7	0.0
Sunday, August 04, 2013	14:10	0:10	43	59	45	40	-4	8.3	302	18	1.1	3.5	0.0
Sunday, August 04, 2013	14:20	0:10	43	56	46	38	-4	8.1	298	17	0.9	3.3	0.0
Sunday, August 04, 2013	14:30	0:10	42	56	45	38	-4	7.8	293	16	1.3	5.4	0.0
Sunday, August 04, 2013	14:40	0:10	43	51	45	40	-4	8.1	292	15	0.4	3.3	0.0
Sunday, August 04, 2013	14:50	0:10	41	55	43	38	-2	7.4	283	15	0.2	2.8	0.0
Sunday, August 04, 2013	15:00	0:10	40	55	42	37	0	6.3	278	15	0.2	3.3	0.0
Sunday, August 04, 2013	15:10	0:10	41	51	44	38	471	7.4	279	16	0.7	3.3	0.0
Sunday, August 04, 2013	15:20	0:10	42	55	44	39	746	7.8	288	17	1.7	5.0	0.0
Sunday, August 04, 2013	15:30	0:10	49	57	53	42	1567	11.7	290	17	1.9	5.0	0.0
Sunday, August 04, 2013	15:40	0:10	50	56	54	43	1919	12.1	296	16	1.9	5.4	0.0
Sunday, August 04, 2013	15:50	0:10	42	60	44	39	1243	9.5	289	16	1.7	4.3	0.0
Sunday, August 04, 2013	16:00	0:10	40	49	42	37	1007	8.8	310	17	1.3	4.4	0.0
Sunday, August 04, 2013	16:10	0:10	43	53	46	38	1001	8.6	318	17	1.1	4.4	0.0
Sunday, August 04, 2013	16:20	0:10	43	53	46	36	802	8.3	319	17	1.1	3.3	0.0
Sunday, August 04, 2013	16:30	0:10	43	60	46	36	671	7.8	321	17	0.6	5.0	0.0
Sunday, August 04, 2013	16:40	0:10	42	53	44	40	1340	10.1	306	17	0.6	3.5	0.0
Sunday, August 04, 2013	16:50	0:10	47	60	50	42	1513	10.7	310	17	1.1	5.0	0.3
Sunday, August 04, 2013	17:00	0:10	48	61	50	44	1426	10.2	305	16	0.6	3.3	0.0
Sunday, August 04, 2013	17:10	0:10	45	63	47	38	886	8.7	307	16	0.2	2.4	0.0
Sunday, August 04, 2013	17:20	0:10	43	55	45	40	951	8.8	308	17	0.2	1.7	0.0
Sunday, August 04, 2013	17:30	0:10	42	54	44	38	1087	9.7	320	17	0.4	3.7	0.0
Sunday, August 04, 2013	17:40	0:10	44	59	45	37	791	8.4	311	16	0.2	2.0	0.0
Sunday, August 04, 2013	17:50	0:10	39	47	41	37	1169	9.4	310	15	0.4	2.8	0.0
Sunday, August 04, 2013	18:00	0:10	42	54	44	37	1135	9.2	311	14	0.4	2.6	0.0
Sunday, August 04, 2013	18:10	0:10	42	56	44	36	690	7.9	309	15	0.4	2.8	0.0
Sunday, August 04, 2013	18:20	0:10	40	53	42	36	1013	8.9	306	16	0.4	5.4	0.0
Sunday, August 04, 2013	18:30	0:10	41	50	43	38	822	8.4	314	15	1.1	3.5	0.0
Sunday, August 04, 2013	18:40	0:10	41	51	44	38	926	8.8	310	15	0.6	2.6	0.0
Sunday, August 04, 2013	18:50	0:10	41	51	43	37	1556	11.2	319	14	0.4	3.0	0.0
Sunday, August 04, 2013	19:00	0:10	39	53	41	36	1838	12.3	320	14	0.2	1.3	0.0
Sunday, August 04, 2013	19:10	0:10	41	53	44	37	1720	11.4	324	14	0.6	3.0	0.0
Sunday, August 04, 2013	19:20	0:10	40	51	43	36	1701	11.2	315	13	0.6	3.7	0.0
Sunday, August 04, 2013	19:30	0:10	41	53	43	37	1705	11.4	319	13	0.4	2.4	0.0
Sunday, August 04, 2013	19:40	0:10	41	50	43	36	1861	12.5	318	13	0.7	2.6	0.0
Sunday, August 04, 2013	19:50	0:10	41	50	44	37	1917	12.1	314	13	0.4	2.8	0.0
Sunday, August 04, 2013	20:00	0:10	42	67	43	36	1736	11.1	316	12	0.0	1.3	0.0
Sunday, August 04, 2013	20:10	0:10	40	51	42	36	1754	11.7	318	12	0.4	3.2	0.0
Sunday, August 04, 2013	20:20	0:10	42	55	44	37	1988	12.8	306	12	0.7	3.2	0.0
Sunday, August 04, 2013	20:30	0:10	43	58	46	38	1993	13.1	305	12	0.7	3.0	0.0
Sunday, August 04, 2013	20:40	0:10	42	54	44	39	1999	13.8	309	12	0.7	3.9	0.0
Sunday, August 04, 2013	20:50	0:10	40	47	42	38	1934	12.0	306	12	0.9	3.5	0.0
Sunday, August 04, 2013	21:00	0:10	40	50	43	35	1809	11.6	308	12	0.7	2.4	0.0
Sunday, August 04, 2013	21:10	0:10	39	52	41	36	1908	12.3	304	11	1.3	3.3	0.0
Sunday, August 04, 2013	21:20	0:10	39	62	41	34	1954	12.4	303	12	1.1	4.3	0.0
Sunday, August 04, 2013	21:30	0:10	39	54	41	35	1943	12.5	302	11	1.3	4.6	0.0
Sunday, August 04, 2013	21:40	0:10	36	40	38	34	1965	12.4	303	11	1.1	4.1	0.0
Sunday, August 04, 2013	21:50	0:10	36	44	37	33	1823	11.3	304	11	0.9	4.4	0.0
Sunday, August 04, 2013	22:00	0:10	38	45	41	34	1679	10.9	306	11	1.3	4.4	0.0
Sunday, August 04, 2013	22:10	0:10	39	44	40	38	1776	11.6	307	11	1.1	3.5	0.0
Sunday, August 04, 2013	22:20	0:10	40	47	41	38	1879	12.2	307	11	1.1	3.7	0.0
Sunday, August 04, 2013	22:30	0:10	36	42	39	29	1972	12.7	307	11	0.9	3.2	0.0
Sunday, August 04, 2013	22:40	0:10	32	39	34	28	1917	12.3	304	11	0.7	3.5	0.0
Sunday, August 04, 2013	22:50	0:10	30	37	33	27	1234	9.4	303	11	1.1	3.3	0.0
Sunday, August 04, 2013	23:00	0:10	33	43	36	28	1449	10.4	305	11	1.1	3.5	0.0
Sunday, August 04, 2013	23:10	0:10	32	38	34	28	1530	10.7	307	11	0.9	3.3	0.0
Sunday, August 04, 2013	23:20	0:10	34	47	35	26	1366	10.2	310	11	0.7	3.2	0.0
Sunday, August 04, 2013	23:30	0:10	31	37	35	27	1243	9.7	310	11	1.1	3.9	0.0
Sunday, August 04, 2013	23:40	0:10	32	37	35	28	1506	10.5	310	11	0.7	3.2	0.0
Sunday, August 04, 2013	23:50	0:10	31	39	33	27	1088	9.1	310	11	0.2	2.2	0.0
Monday, August 05, 2013	0:00	0:10	33	39	36	28	1120	9.3	311	11	0.2	2.6	0.0
Monday, August 05, 2013	0:10	0:10	31	37	34	27	1592	10.8	306	11	0.0	2.0	0.0
Monday, August 05, 2013	0:20	0:10	30	37	33	27	1545	10.6	301	10	0.2	3.0	0.0
Monday, August 05, 2013	0:30	0:10	33	45	38	27	1701	11.1	303	10	0.0	0.7	0.0
Monday, August 05, 2013	0:40	0:10	33	44	35	28	1611	10.6	301	10	0.2	1.9	0.0
Monday, August 05, 2013	0:50	0:10	32	43	34	28	1876	11.9	303	10	0.2	1.5	0.0
Monday, August 05, 2013	1:00	0:10	32	41	36	28	1969	13.0	304	10	0.0	1.7	0.0
Monday, August 05, 2013	1:10	0:10	32	41	34	28	2000	14.6	306	10	0.4	3.2	0.0
Monday, August 05, 2013	1:20	0:10	34	48	37	28	1984	13.0	307	10	0.2	2.4	0.0
Monday, August 05, 2013	1:30	0:10	36	49	37	30	1978	12.9	311	10	0.4	2.6	0.0
Monday, August 05, 2013	1:40	0:10	36	48	39	32	1971	13.5	309	10	0.2	2.8	0.0
Monday, August 05, 2013	1:50	0:10	37	45	38	34	1714	12.6	306	10	0.2	2.2	0.0
Monday, August 05, 2013	2:00	0:10	37	45	40	34	-3	11.5	307	10	0.2	2.6	0.0
Monday, August 05, 2013	2:10	0:10	35	45	38	33	-4	11.7	308	10	0.6	3.2	0.0
Monday, August 05, 2013	2:20	0:10	35	45	37	32	-4	12.5	306	10	0.6	3.3	0.0
Monday, August 05, 2013	2:30	0:10	39	46	43	35	-4	13.1	307	10	0.2	2.6	0.0
Monday, August 05, 2013	2:40	0:10	38	45	40	35	-4	12.9	306	10	0.7	3.3	0.0
Monday, August 05, 2013	2:50	0:10	36	45	38	33	-3	12.4	307	10	0.7	3.5	0.0
Monday, August 05, 2013	3:00	0:10	37	44	39	34	1620	13.6	309	10	0.6	2.8	0.0
Monday, August 05, 2013	3:10	0:10	39	47	42	36	1962	13.5	310	10	0.4	2.6	0.0
Monday, August 05, 2013	3:20	0:10	38	45	41	35	1966	13.0	311	10	0.2	2.6	0.0
Monday, August 05, 2013	3:30	0:10	38	65	39	34	1913	12.5	310	10	0.2	3.0	0.0
Monday, August 05, 2013	3:40	0:10	38	46	41	34	1899	12.1	309	10	0.4	2.2	0.0
Monday, August 05, 2013	3:50	0:10	39	51	43	34	1835	11.5	309	10	0.2	1.9	0.0
Monday, August 05, 2013	4:00	0:10	37	45	40	33	1765	11.2	309	10	0.2	2.6	0.0
Monday, August 05, 2013	4:10	0:10	35	43	38	32	1547	10.5	308	10	0.2	2.2	0.0
Monday, August 05, 2013	4:20	0:10	37	47	39	33	1590	10.9	309	10	0.2	2.6	0.0
Monday, August 05, 2013	4:30	0:10	37	47	40	33	1533	10.5	312	10	0.6	3.3	0.0
Monday, August 05, 2013	4:40	0:10	39	49	42	33	1380	10.2	313	10	0.2	2.4	0.0
Monday, August 05, 2013	4:50	0:10	44	54	48	40	1356	10.1	315	10	0.2	3.3	0.0

Table A-2: Location B Summer Compliance Evaluation

Date	Time	Duration	Leq	Lmax	L(10)	L(90)	WT E2	WT E2	Onsite Met	Onsite Met	Loc. 6	Loc. 6	Loc. 6
	Start Time	(min)	(dBA)	(dBA)	(dBA)	(dBA)	Output (kW)	HH WS (m/s)	WD @ 75m (degrees)	Temp. (°C)	Avg. WS @ 2m (m/s)	Gust WS @ 2m (m/s)	Precip. (mm)
Monday, August 05, 2013	5:00	0:10	47	59	49	44	1466	10.4	323	10	0.0	0.0	0.5
Monday, August 05, 2013	5:10	0:10	45	56	49	38	1686	11.1	321	10	0.2	3.5	0.0
Monday, August 05, 2013	5:20	0:10	46	57	49	40	1879	12.2	318	10	0.2	3.2	0.0
Monday, August 05, 2013	5:30	0:10	41	53	44	34	1938	12.3	314	10	0.2	3.3	0.3
Monday, August 05, 2013	5:40	0:10	42	54	45	36	1862	12.0	321	10	0.4	2.8	0.0
Monday, August 05, 2013	5:50	0:10	43	56	46	38	1811	11.8	313	10	0.2	2.8	0.0
Monday, August 05, 2013	6:00	0:10	42	51	45	37	1707	11.6	311	10	0.2	2.4	0.0
Monday, August 05, 2013	6:10	0:10	41	50	44	35	1851	12.1	309	9	0.4	4.3	0.0
Monday, August 05, 2013	6:20	0:10	41	53	44	35	1904	11.9	313	9	0.2	2.8	0.0
Monday, August 05, 2013	6:30	0:10	44	52	46	39	1987	12.9	312	9	0.2	4.3	0.0
Monday, August 05, 2013	6:40	0:10	43	52	45	40	1960	13.4	309	9	0.4	3.7	0.0
Monday, August 05, 2013	6:50	0:10	45	54	48	39	1968	13.4	310	9	0.7	3.0	0.0
Monday, August 05, 2013	7:00	0:10	47	54	49	42	1999	14.5	309	9	1.3	4.3	0.0
Monday, August 05, 2013	7:10	0:10	46	53	49	42	1995	13.8	306	9	1.3	3.9	0.0
Monday, August 05, 2013	7:20	0:10	45	56	48	41	2000	15.7	309	9	1.1	4.8	0.0
Monday, August 05, 2013	7:30	0:10	45	56	48	42	1991	13.9	309	9	0.6	4.1	0.0
Monday, August 05, 2013	7:40	0:10	44	51	47	41	1998	14.9	311	9	1.1	4.1	0.0
Monday, August 05, 2013	7:50	0:10	45	50	47	40	1935	13.3	310	9	1.3	5.7	0.0
Monday, August 05, 2013	8:00	0:10	45	52	47	42	1922	13.0	311	9	1.3	5.9	0.0
Monday, August 05, 2013	8:10	0:10	45	52	47	42	1910	12.4	310	9	1.9	5.7	0.0
Monday, August 05, 2013	8:20	0:10	45	57	48	41	1894	13.6	315	9	1.1	6.1	0.0
Monday, August 05, 2013	8:30	0:10	47	58	48	43	1999	15.7	313	10	0.7	4.6	0.0
Monday, August 05, 2013	8:40	0:10	48	59	51	44	1986	14.4	309	10	1.9	6.5	0.0
Monday, August 05, 2013	8:50	0:10	48	55	49	44	2000	15.2	310	10	1.7	6.5	0.0
Monday, August 05, 2013	9:00	0:10	52	62	54	46	1980	14.6	309	10	1.9	6.5	0.0
Monday, August 05, 2013	9:10	0:10	50	58	52	46	1976	14.2	311	10	1.5	4.4	0.0
Monday, August 05, 2013	9:20	0:10	46	54	48	42	1666	11.5	309	11	1.5	4.4	0.0
Monday, August 05, 2013	9:30	0:10	47	57	49	42	1307	10.0	314	11	1.7	4.8	0.0
Monday, August 05, 2013	9:40	0:10	47	60	50	41	1224	9.7	322	11	1.9	6.1	0.0
Monday, August 05, 2013	9:50	0:10	49	57	52	42	1473	10.6	315	11	2.4	5.0	0.0
Monday, August 05, 2013	10:00	0:10	46	57	48	42	1315	9.9	308	11	1.7	4.8	0.0
Monday, August 05, 2013	10:10	0:10	44	53	47	40	1159	9.4	324	12	1.9	4.8	0.0
Monday, August 05, 2013	10:20	0:10	44	52	47	40	898	8.8	314	12	2.0	4.8	0.0
Monday, August 05, 2013	10:30	0:10	45	51	48	40	1605	11.4	327	13	1.5	5.2	0.0
Monday, August 05, 2013	10:40	0:10	46	57	49	41	1660	11.3	323	13	1.7	5.6	0.0
Monday, August 05, 2013	10:50	0:10	43	51	45	40	1045	9.3	324	13	2.4	5.6	0.0
Monday, August 05, 2013	11:00	0:10	47	54	50	41	986	9.0	320	13	1.9	4.4	0.0
Monday, August 05, 2013	11:10	0:10	42	52	46	39	927	8.9	323	14	2.4	5.4	0.0
Monday, August 05, 2013	11:20	0:10	43	49	45	40	1030	9.2	311	14	2.0	5.0	0.0
Monday, August 05, 2013	11:30	0:10	43	49	46	39	1441	10.4	317	14	2.2	5.4	0.0
Monday, August 05, 2013	11:40	0:10	43	53	46	39	1290	9.9	298	14	2.4	6.1	0.0
Monday, August 05, 2013	11:50	0:10	42	48	45	39	862	8.4	301	15	1.7	5.0	0.0
Monday, August 05, 2013	12:00	0:10	45	53	47	41	723	8.3	303	15	2.2	7.2	0.0
Monday, August 05, 2013	12:10	0:10	47	57	49	42	1310	9.8	303	15	2.4	6.7	0.0
Monday, August 05, 2013	12:20	0:10	48	61	52	42	1336	10.1	308	15	2.4	6.1	0.0
Monday, August 05, 2013	12:30	0:10	49	66	51	42	1028	8.9	305	16	2.4	6.3	0.0
Monday, August 05, 2013	12:40	0:10	45	55	48	41	1624	10.9	305	16	2.2	6.7	0.0
Monday, August 05, 2013	12:50	0:10	48	64	51	43	1617	10.8	305	16	3.0	6.3	0.0
Monday, August 05, 2013	13:00	0:10	47	63	50	42	1757	12.1	301	16	2.4	5.7	0.0
Monday, August 05, 2013	13:10	0:10	48	56	51	44	1673	11.5	306	16	2.8	6.3	0.0
Monday, August 05, 2013	13:20	0:10	48	57	51	45	1430	10.5	296	16	2.6	6.9	0.0
Monday, August 05, 2013	13:30	0:10	46	54	48	43	1691	11.4	303	16	2.2	5.7	0.0
Monday, August 05, 2013	13:40	0:10	47	58	50	43	1412	10.4	310	17	1.5	4.6	0.0
Monday, August 05, 2013	13:50	0:10	46	56	48	43	1454	10.8	312	17	1.9	5.7	0.0
Monday, August 05, 2013	14:00	0:10	47	54	50	42	5	11.8	319	17	2.4	6.1	0.0
Monday, August 05, 2013	14:10	0:10	47	57	50	42	-4	12.1	317	17	2.0	5.9	0.0
Monday, August 05, 2013	14:20	0:10	45	53	48	41	-4	10.2	309	17	1.5	5.4	0.0
Monday, August 05, 2013	14:30	0:10	46	55	49	42	-4	11.3	310	17	0.6	3.3	0.0
Monday, August 05, 2013	14:40	0:10	46	52	48	42	-4	12.2	312	17	1.3	5.9	0.0
Monday, August 05, 2013	14:50	0:10	45	50	47	42	-4	11.2	312	17	1.3	4.8	0.0
Monday, August 05, 2013	15:00	0:10	47	58	50	42	913	11.5	319	17	2.0	5.9	0.0
Monday, August 05, 2013	15:10	0:10	46	53	49	41	1533	10.8	317	17	2.2	5.7	0.0
Monday, August 05, 2013	15:20	0:10	44	53	46	41	1681	11.3	302	17	2.2	5.4	0.0
Monday, August 05, 2013	15:30	0:10	44	54	46	41	1473	10.4	300	17	1.9	5.0	0.0
Monday, August 05, 2013	15:40	0:10	46	56	49	42	1465	10.8	307	17	2.4	6.1	0.0
Monday, August 05, 2013	15:50	0:10	46	53	48	42	1438	10.6	312	17	3.0	6.7	0.0
Monday, August 05, 2013	16:00	0:10	45	53	49	41	1350	10.1	317	18	2.0	6.3	0.0
Monday, August 05, 2013	16:10	0:10	44	53	47	40	1564	10.7	303	18	2.2	5.4	0.0
Monday, August 05, 2013	16:20	0:10	44	52	48	39	1037	8.7	320	18	2.4	6.9	0.0
Monday, August 05, 2013	16:30	0:10	44	52	47	39	1203	9.7	308	17	2.8	6.3	0.0
Monday, August 05, 2013	16:40	0:10	44	52	46	41	1268	9.8	318	18	2.0	5.4	0.0
Monday, August 05, 2013	16:50	0:10	44	52	47	39	1381	10.3	301	18	2.4	5.0	0.0
Monday, August 05, 2013	17:00	0:10	44	53	46	39	1093	9.6	302	17	2.2	5.7	0.0
Monday, August 05, 2013	17:10	0:10	44	51	47	41	1686	11.7	318	17	2.2	5.2	0.0
Monday, August 05, 2013	17:20	0:10	45	55	47	40	1823	12.1	323	17	2.0	4.6	0.0
Monday, August 05, 2013	17:30	0:10	41	49	43	38	1148	9.6	322	17	2.2	5.4	0.0
Monday, August 05, 2013	17:40	0:10	40	50	42	36	955	9.0	326	16	1.1	3.9	0.0
Monday, August 05, 2013	17:50	0:10	41	49	44	37	1796	11.9	325	16	0.7	3.0	0.0
Monday, August 05, 2013	18:00	0:10	41	48	43	37	1418	10.5	321	16	1.5	5.2	0.0
Monday, August 05, 2013	18:10	0:10	42	51	44	38	1002	9.1	325	16	2.0	6.1	0.0
Monday, August 05, 2013	18:20	0:10	42	52	45	38	1032	9.3	321	15	1.5	4.6	0.0
Monday, August 05, 2013	18:30	0:10	40	54	42	37	1466	10.5	320	15	1.7	3.9	0.0
Monday, August 05, 2013	18:40	0:10	39	52	41	35	1475	10.6	321	15	1.9	5.2	0.0
Monday, August 05, 2013	18:50	0:10	38	44	41	35	1402	10.4	318	15	1.1	3.5	0.0
Monday, August 05, 2013	19:00	0:10	40	54	42	35	1439	10.6	318	14	1.5	3.7	0.0
Monday, August 05, 2013	19:10	0:10	39	52	43	34	1453	10.5	320	14	0.7	3.3	0.0
Monday, August 05, 2013	19:20	0:10	39	51	42	35	1655	11.5	316	14	0.6	3.0	0.0
Monday, August 05, 2013	19:30	0:10	40	54	43	32	1222	9.9	316	14	0.4	2.0	0.0
Monday, August 05, 2013	19:40	0:10	39	55	41	35	765	8.2	319	14	0.4	2.0	0.0
Monday, August 05, 2013	19:50	0:10	40	56	43	34	467	7.5	331	13	0.6	2.8	0.0
Monday, August 05, 2013	20:00	0:10	40	57	42	34	235	6.5	328	13	0.2	2.2	0.0
Monday, August 05, 2013	20:10	0:10	41	58	44	35	268	6.0	323	13	0.0	1.3	0.0
Monday, August 05, 2013	20:20	0:10	40	51	43	35	367	6.5	321	13	0.2	1.9	0.0

Table A-2: Location B Summer Compliance Evaluation

Date	Time	Duration	Leq	Lmax	L(10)	L(90)	WT E2	WT E2	Onsite Met	Onsite Met	Loc. 6	Loc. 6	Loc. 6
	Start Time	(min)	(dBA)	(dBA)	(dBA)	(dBA)	Output (kW)	HH WS (m/s)	WD @ 75m (degrees)	Temp. (°C)	Avg. WS @ 2m (m/s)	Gust WS @ 2m (m/s)	Precip. (mm)
Monday, August 05, 2013	20:30	0:10	41	57	43	36	478	6.9	317	13	0.0	0.0	0.0
Monday, August 05, 2013	20:40	0:10	37	51	40	32	444	6.8	314	12	0.0	0.0	0.0
Monday, August 05, 2013	20:50	0:10	35	48	38	28	598	7.5	310	12	0.0	0.0	0.0
Monday, August 05, 2013	21:00	0:10	36	47	38	31	712	8.0	314	12	0.0	0.0	0.0
Monday, August 05, 2013	21:10	0:10	36	48	39	31	710	8.1	319	12	0.0	1.5	0.0
Monday, August 05, 2013	21:20	0:10	36	49	39	31	641	7.8	317	12	0.0	0.0	0.0
Monday, August 05, 2013	21:30	0:10	36	47	38	29	667	7.7	318	12	0.0	0.0	0.0
Monday, August 05, 2013	21:40	0:10	38	52	40	33	592	7.4	316	12	0.0	0.0	0.0
Monday, August 05, 2013	21:50	0:10	33	52	36	28	570	7.5	320	11	0.0	0.0	0.0
Monday, August 05, 2013	22:00	0:10	34	41	37	29	810	8.4	316	11	0.0	0.0	0.0
Monday, August 05, 2013	22:10	0:10	36	51	39	30	1147	9.4	308	11	0.0	0.0	0.0
Monday, August 05, 2013	22:20	0:10	36	49	38	32	1340	10.0	306	11	0.0	0.0	0.0
Monday, August 05, 2013	22:30	0:10	34	53	38	26	935	9.0	309	11	0.0	0.0	0.0
Monday, August 05, 2013	22:40	0:10	31	43	34	25	402	6.5	311	11	0.0	0.0	0.0
Monday, August 05, 2013	22:50	0:10	31	41	35	25	514	7.2	308	11	0.0	0.0	0.0
Monday, August 05, 2013	23:00	0:10	32	43	36	23	805	8.2	306	11	0.0	0.0	0.0
Monday, August 05, 2013	23:10	0:10	28	38	31	23	408	6.6	315	11	0.0	0.0	0.0
Monday, August 05, 2013	23:20	0:10	28	38	32	22	68	4.2	321	11	0.0	0.0	0.0
Monday, August 05, 2013	23:30	0:10	31	41	35	22	238	5.8	319	11	0.0	0.0	0.0
Monday, August 05, 2013	23:40	0:10	33	46	35	22	317	6.2	319	11	0.0	0.0	0.0
Monday, August 05, 2013	23:50	0:10	28	35	32	22	149	5.0	323	11	0.0	0.0	0.0
Tuesday, August 06, 2013	0:00	0:10	24	35	27	20	186	5.3	328	11	0.0	0.0	0.0
Tuesday, August 06, 2013	0:10	0:10	27	37	31	21	245	5.8	330	11	0.0	0.0	0.0
Tuesday, August 06, 2013	0:20	0:10	24	44	26	20	165	5.1	331	11	0.0	0.0	0.0
Tuesday, August 06, 2013	0:30	0:10	24	36	26	19	220	5.7	330	11	0.0	0.0	0.0
Tuesday, August 06, 2013	0:40	0:10	23	34	27	20	386	6.7	325	11	0.0	0.0	0.0
Tuesday, August 06, 2013	0:50	0:10	23	31	25	20	250	5.8	329	11	0.0	0.0	0.0
Tuesday, August 06, 2013	1:00	0:10	29	44	34	20	166	5.1	329	11	0.0	0.0	0.0
Tuesday, August 06, 2013	1:10	0:10	24	34	28	20	120	4.7	328	12	0.0	0.0	0.0
Tuesday, August 06, 2013	1:20	0:10	33	46	38	20	78	4.6	327	11	0.0	0.0	0.0
Tuesday, August 06, 2013	1:30	0:10	22	34	23	19	109	4.6	320	11	0.0	0.0	0.0
Tuesday, August 06, 2013	1:40	0:10	20	31	21	19	69	4.3	325	11	0.0	0.0	0.0
Tuesday, August 06, 2013	1:50	0:10	26	40	26	19	66	4.3	327	12	0.0	0.0	0.0
Tuesday, August 06, 2013	2:00	0:10	28	43	30	19	-4	3.9	326	11	0.0	0.0	0.0
Tuesday, August 06, 2013	2:10	0:10	25	36	27	18	-4	4.3	326	11	0.0	0.0	0.0
Tuesday, August 06, 2013	2:20	0:10	17	29	18	17	-4	4.5	322	11	0.0	0.0	0.0
Tuesday, August 06, 2013	2:30	0:10	28	41	31	17	-4	4.5	325	11	0.0	0.0	0.0
Tuesday, August 06, 2013	2:40	0:10	27	40	30	17	-4	4.1	324	11	0.0	0.0	0.0
Tuesday, August 06, 2013	2:50	0:10	31	43	35	18	-4	3.8	321	11	0.0	0.0	0.0
Tuesday, August 06, 2013	3:00	0:10	22	37	24	17	41	4.0	325	12	0.0	0.0	0.0
Tuesday, August 06, 2013	3:10	0:10	33	46	36	19	44	3.9	332	11	0.0	0.0	0.0
Tuesday, August 06, 2013	3:20	0:10	27	39	32	19	50	4.0	333	11	0.0	0.0	0.0
Tuesday, August 06, 2013	3:30	0:10	23	35	26	18	36	3.8	328	12	0.0	0.0	0.0
Tuesday, August 06, 2013	3:40	0:10	20	32	21	18	49	4.0	326	12	0.0	0.0	0.0
Tuesday, August 06, 2013	3:50	0:10	31	46	33	19	73	4.2	325	11	0.0	0.0	0.0
Tuesday, August 06, 2013	4:00	0:10	27	39	30	18	86	4.4	323	11	0.0	0.0	0.0
Tuesday, August 06, 2013	4:10	0:10	28	36	31	23	112	4.6	329	12	0.0	0.0	0.0
Tuesday, August 06, 2013	4:20	0:10	24	35	28	19	109	4.5	335	11	0.0	0.0	0.0
Tuesday, August 06, 2013	4:30	0:10	33	47	36	21	99	4.6	335	11	0.0	0.0	0.0
Tuesday, August 06, 2013	4:40	0:10	36	48	39	27	141	4.8	332	11	0.0	0.0	0.0
Tuesday, August 06, 2013	4:50	0:10	32	42	35	23	159	5.0	330	11	0.0	0.0	0.0
Tuesday, August 06, 2013	5:00	0:10	33	44	35	27	122	4.7	330	11	0.0	0.0	0.0
Tuesday, August 06, 2013	5:10	0:10	38	53	41	31	102	4.4	334	11	0.0	0.0	0.0
Tuesday, August 06, 2013	5:20	0:10	39	50	42	30	66	4.1	336	11	0.0	0.0	0.0
Tuesday, August 06, 2013	5:30	0:10	39	48	42	33	15	3.0	339	11	0.0	0.0	0.0
Tuesday, August 06, 2013	5:40	0:10	39	47	42	32	-6	2.5	339	11	0.0	0.0	0.0
Tuesday, August 06, 2013	5:50	0:10	38	50	41	32	-4	2.3	336	11	0.0	0.0	0.0
Tuesday, August 06, 2013	6:00	0:10	39	51	42	33	-4	2.0	335	11	0.0	0.0	0.0
Tuesday, August 06, 2013	6:10	0:10	42	51	46	35	-4	1.9	335	11	0.0	0.0	0.0
Tuesday, August 06, 2013	6:20	0:10	47	68	46	33	-4	2.7	331	11	0.0	0.0	0.0
Tuesday, August 06, 2013	6:30	0:10	42	50	45	37	-6	2.8	328	11	0.0	0.0	0.0
Tuesday, August 06, 2013	6:40	0:10	38	48	41	33	5	3.2	326	11	0.0	0.0	0.0
Tuesday, August 06, 2013	6:50	0:10	39	56	41	34	4	3.3	326	12	0.0	0.0	0.0
Tuesday, August 06, 2013	7:00	0:10	47	59	51	33	-9	2.8	326	11	0.0	0.0	0.0
Tuesday, August 06, 2013	7:10	0:10	52	64	58	34	-5	2.7	326	13	0.0	0.0	0.0
Tuesday, August 06, 2013	7:20	0:10	39	52	43	34	-8	2.8	326	14	0.0	0.0	0.0
Tuesday, August 06, 2013	7:30	0:10	41	52	45	34	-8	2.7	326	15	0.0	0.0	0.0
Tuesday, August 06, 2013	7:40	0:10	40	50	43	34	-7	2.8	326	15	0.0	0.0	0.0
Tuesday, August 06, 2013	7:50	0:10	42	52	46	34	-8	2.9	328	16	0.0	0.0	0.0
Tuesday, August 06, 2013	8:00	0:10	41	53	45	33	-4	2.7	328	16	0.0	0.0	0.0
Tuesday, August 06, 2013	8:10	0:10	39	48	42	33	-4	2.4	328	16	0.0	0.0	0.0
Tuesday, August 06, 2013	8:20	0:10	43	54	46	36	-4	2.4	328	16	0.0	0.0	0.0
Tuesday, August 06, 2013	8:30	0:10	41	52	45	35	-4	2.5	328	16	0.0	0.0	0.0
Tuesday, August 06, 2013	8:40	0:10	41	48	44	34	-4	2.6	328	17	0.0	0.0	0.0
Tuesday, August 06, 2013	8:50	0:10	38	48	42	33	-4	2.3	328	17	0.0	0.0	0.0
Tuesday, August 06, 2013	9:00	0:10	37	51	39	32	0	1.5	328	17	0.2	2.0	0.0
Tuesday, August 06, 2013	9:10	0:10	43	60	45	33	0	1.3	328	17	0.0	0.0	0.0
Tuesday, August 06, 2013	9:20	0:10	37	53	41	32	-1	1.3	318	17	0.0	1.5	0.0
Tuesday, August 06, 2013	9:30	0:10	37	55	40	32	0	1.6	318	17	0.0	0.0	0.0
Tuesday, August 06, 2013	9:40	0:10	40	52	43	32	-1	1.2	318	18	0.0	0.7	0.0
Tuesday, August 06, 2013	9:50	0:10	40	54	44	32	-1	1.1	316	18	0.0	0.7	0.0
Tuesday, August 06, 2013	10:00	0:10	40	55	43	33	0	1.2	302	18	0.0	0.7	0.0
Tuesday, August 06, 2013	10:10	0:10	38	48	42	33	-1	1.4	307	18	0.0	0.0	0.0
Tuesday, August 06, 2013	10:20	0:10	39	52	43	32	-1	1.3	319	17	0.2	1.5	0.0
Tuesday, August 06, 2013	10:30	0:10	40	53	44	33	-1	1.2	326	17	0.2	2.6	0.0
Tuesday, August 06, 2013	10:40	0:10	41	56	45	33	-1	1.0	7	16	0.0	0.0	0.0
Tuesday, August 06, 2013	10:50	0:10	42	53	46	35	-2	1.3	344	17	0.0	0.0	0.0
Tuesday, August 06, 2013	11:00	0:10	41	52	45	33	-2	1.6	343	18	0.0	0.0	0.0
Tuesday, August 06, 2013	11:10	0:10	38	50	41	32	-1	1.2	340	18	0.0	0.0	0.0
Tuesday, August 06, 2013	11:20	0:10	40	54	43	32	-2	1.0	334	17	0.0	0.7	0.0
Tuesday, August 06, 2013	11:30	0:10	40	63	44	32	-1	1.8	331	17	0.0	0.0	0.0
Tuesday, August 06, 2013	11:40	0:10	40	54	43	34	-1	0.9	15	17	0.2	2.6	0.0
Tuesday, August 06, 2013	11:50	0:10	40	52	42	36	-1	1.0	15	17	0.0	0.2	0.0

Table A-2: Location B Summer Compliance Evaluation

Date	Time	Duration	Leq	Lmax	L(10)	L(90)	WT E2	WT E2	Onsite Met	Onsite Met	Loc. 6	Loc. 6	Loc. 6
	Start Time	(min)	(dBA)	(dBA)	(dBA)	(dBA)	Output (kW)	HH WS (m/s)	WD @ 75m (degrees)	Temp. (°C)	Avg. WS @ 2m (m/s)	Gust WS @ 2m (m/s)	Precip. (mm)
Tuesday, August 06, 2013	12:00	0:10	40	54	44	35	-1	0.6	16	18	0.0	1.7	0.0
Tuesday, August 06, 2013	12:10	0:10	40	54	44	34	-1	0.4	277	19	0.0	0.0	0.0
Tuesday, August 06, 2013	12:20	0:10	43	61	46	34	-1	2.1	206	20	0.0	0.6	0.0
Tuesday, August 06, 2013	12:30	0:10	42	63	43	32	0	2.1	191	20	0.0	1.5	0.0
Tuesday, August 06, 2013	12:40	0:10	41	51	43	36	-1	1.6	213	20	0.0	0.0	0.0
Tuesday, August 06, 2013	12:50	0:10	43	66	44	35	-1	2.1	207	20	0.0	1.1	0.0
Tuesday, August 06, 2013	13:00	0:10	43	63	48	33	-1	1.5	207	20	0.4	2.8	0.0
Tuesday, August 06, 2013	13:10	0:10	50	61	54	44	-1	2.1	209	20	0.0	1.7	0.0
Tuesday, August 06, 2013	13:20	0:10	37	46	40	33	-5	4.0	197	21	0.2	2.2	0.0
Tuesday, August 06, 2013	13:30	0:10	39	49	41	36	-1	2.2	194	20	0.4	3.5	0.0
Tuesday, August 06, 2013	13:40	0:10	40	48	43	36	-1	2.2	169	20	0.2	3.7	0.0
Tuesday, August 06, 2013	13:50	0:10	41	51	43	38	0	1.3	162	20	0.2	3.0	0.0
Tuesday, August 06, 2013	14:00	0:10	42	52	43	38	-1	2.1	173	20	0.0	0.4	0.0
Tuesday, August 06, 2013	14:10	0:10	50	61	55	36	-2	2.5	175	20	0.2	2.4	0.0
Tuesday, August 06, 2013	14:20	0:10	48	63	51	42	-2	2.3	160	20	0.2	1.7	0.0
Tuesday, August 06, 2013	14:30	0:10	51	75	53	45	-2	2.8	153	20	0.0	0.4	0.0
Tuesday, August 06, 2013	14:40	0:10	48	53	50	46	-1	3.9	154	20	0.2	1.7	0.0
Tuesday, August 06, 2013	14:50	0:10	49	57	51	47	0	4.4	153	20	0.2	1.3	0.0
Tuesday, August 06, 2013	15:00	0:10	42	51	46	34	-2	3.7	157	21	0.0	0.9	0.0
Tuesday, August 06, 2013	15:10	0:10	39	54	41	35	-2	3.8	156	21	0.0	1.3	0.0
Tuesday, August 06, 2013	15:20	0:10	42	57	44	37	-2	2.5	162	21	0.0	0.9	0.0
Tuesday, August 06, 2013	15:30	0:10	40	52	43	36	12	4.0	155	21	0.0	2.0	0.0
Tuesday, August 06, 2013	15:40	0:10	42	53	44	38	19	3.8	151	20	0.0	0.0	0.0
Tuesday, August 06, 2013	15:50	0:10	43	61	46	38	7	4.1	160	21	0.0	1.3	0.0
Tuesday, August 06, 2013	16:00	0:10	42	50	44	38	38	4.1	158	20	0.0	0.0	0.0
Tuesday, August 06, 2013	16:10	0:10	41	49	43	37	81	4.1	158	20	0.0	0.2	0.0
Tuesday, August 06, 2013	16:20	0:10	40	47	43	37	29	4.0	156	20	0.0	0.0	0.0
Tuesday, August 06, 2013	16:30	0:10	40	49	43	37	49	4.0	156	19	0.0	0.0	0.0
Tuesday, August 06, 2013	16:40	0:10	41	50	43	37	43	3.9	161	19	0.0	0.0	0.0
Tuesday, August 06, 2013	16:50	0:10	40	52	42	36	-5	2.3	162	20	0.0	0.6	0.0
Tuesday, August 06, 2013	17:00	0:10	41	51	44	36	-3	2.6	159	20	0.0	0.0	0.0
Tuesday, August 06, 2013	17:10	0:10	40	53	42	36	0	3.3	148	20	0.0	0.0	0.0
Tuesday, August 06, 2013	17:20	0:10	42	65	43	36	6	3.1	148	20	0.0	0.0	0.0
Tuesday, August 06, 2013	17:30	0:10	40	53	43	35	48	4.0	159	19	0.0	0.0	0.0
Tuesday, August 06, 2013	17:40	0:10	42	53	45	38	39	3.8	159	19	0.0	0.0	0.0
Tuesday, August 06, 2013	17:50	0:10	46	55	50	37	12	3.2	156	19	0.0	0.7	0.0
Tuesday, August 06, 2013	18:00	0:10	43	55	45	38	15	3.3	159	19	0.0	0.4	0.0
Tuesday, August 06, 2013	18:10	0:10	41	51	43	37	57	4.0	157	19	0.0	0.0	0.0
Tuesday, August 06, 2013	18:20	0:10	41	52	43	36	79	4.1	164	18	0.0	0.0	0.0
Tuesday, August 06, 2013	18:30	0:10	41	55	43	36	16	3.3	159	18	0.0	0.0	0.0
Tuesday, August 06, 2013	18:40	0:10	40	46	43	35	49	3.5	160	18	0.0	0.0	0.0
Tuesday, August 06, 2013	18:50	0:10	39	49	42	35	59	3.6	158	19	0.0	0.0	0.0
Tuesday, August 06, 2013	19:00	0:10	38	49	40	34	88	4.1	158	18	0.0	0.0	0.0
Tuesday, August 06, 2013	19:10	0:10	38	57	41	34	130	4.5	157	18	0.0	0.0	0.0
Tuesday, August 06, 2013	19:20	0:10	39	52	42	34	287	6.0	156	18	0.0	0.0	0.0
Tuesday, August 06, 2013	19:30	0:10	40	49	42	35	288	6.0	159	17	0.0	0.0	0.0
Tuesday, August 06, 2013	19:40	0:10	40	49	43	36	297	6.0	159	17	0.0	0.0	0.0
Tuesday, August 06, 2013	19:50	0:10	40	61	42	35	285	5.9	158	17	0.0	0.0	0.0
Tuesday, August 06, 2013	20:00	0:10	41	60	42	35	282	5.9	158	16	0.0	0.0	0.0
Tuesday, August 06, 2013	20:10	0:10	41	56	44	36	125	4.3	160	16	0.0	0.0	0.0
Tuesday, August 06, 2013	20:20	0:10	39	53	41	35	100	3.9	163	16	0.0	0.0	0.0
Tuesday, August 06, 2013	20:30	0:10	38	53	41	34	56	3.6	166	16	0.0	0.0	0.0
Tuesday, August 06, 2013	20:40	0:10	39	55	41	34	184	4.9	164	16	0.0	0.0	0.0
Tuesday, August 06, 2013	20:50	0:10	37	45	39	33	280	5.8	163	16	0.0	0.0	0.0
Tuesday, August 06, 2013	21:00	0:10	35	44	37	31	211	5.2	159	16	0.0	0.0	0.0
Tuesday, August 06, 2013	21:10	0:10	36	47	38	32	380	6.6	156	16	0.0	0.0	0.0
Tuesday, August 06, 2013	21:20	0:10	37	53	40	30	261	5.9	162	16	0.0	0.0	0.0
Tuesday, August 06, 2013	21:30	0:10	37	44	39	32	222	5.1	162	15	0.0	0.0	0.0
Tuesday, August 06, 2013	21:40	0:10	36	51	39	31	148	4.4	162	15	0.0	0.0	0.0
Tuesday, August 06, 2013	21:50	0:10	38	61	39	33	87	3.7	161	15	0.0	0.0	0.0
Tuesday, August 06, 2013	22:00	0:10	35	49	37	32	50	3.3	161	15	0.0	0.0	0.0
Tuesday, August 06, 2013	22:10	0:10	35	42	37	31	58	3.5	159	15	0.0	0.0	0.0
Tuesday, August 06, 2013	22:20	0:10	36	45	38	32	51	3.4	164	15	0.0	0.0	0.0
Tuesday, August 06, 2013	22:30	0:10	35	54	38	30	244	5.3	167	15	0.0	0.0	0.0
Tuesday, August 06, 2013	22:40	0:10	34	49	37	29	199	5.2	167	14	0.0	0.0	0.0
Tuesday, August 06, 2013	22:50	0:10	32	40	34	29	256	5.6	163	14	0.0	0.0	0.0
Tuesday, August 06, 2013	23:00	0:10	33	39	36	29	252	5.3	166	14	0.0	0.0	0.0
Tuesday, August 06, 2013	23:10	0:10	32	40	34	28	117	4.1	166	14	0.0	0.0	0.0
Tuesday, August 06, 2013	23:20	0:10	32	42	34	29	379	6.5	166	14	0.0	0.0	0.0
Tuesday, August 06, 2013	23:30	0:10	39	58	41	30	418	7.1	167	14	0.0	0.0	0.0
Tuesday, August 06, 2013	23:40	0:10	31	41	33	28	175	5.1	171	14	0.0	0.0	0.0
Tuesday, August 06, 2013	23:50	0:10	31	42	34	27	-4	2.0	171	14	0.0	0.0	0.0
Wednesday, August 07, 2013	0:00	0:10	29	37	31	26	2	3.3	168	14	0.0	0.0	0.0
Wednesday, August 07, 2013	0:10	0:10	30	40	33	28	9	3.1	171	14	0.0	0.0	0.0
Wednesday, August 07, 2013	0:20	0:10	31	44	34	28	-5	2.0	172	14	0.0	0.0	0.0
Wednesday, August 07, 2013	0:30	0:10	30	39	32	28	-5	2.3	174	14	0.0	0.0	0.0
Wednesday, August 07, 2013	0:40	0:10	28	38	30	26	-5	2.1	182	14	0.0	0.0	0.0
Wednesday, August 07, 2013	0:50	0:10	29	36	32	25	-5	1.4	187	14	0.0	0.0	0.0
Wednesday, August 07, 2013	1:00	0:10	27	41	30	25	-5	1.8	189	14	0.0	0.0	0.0
Wednesday, August 07, 2013	1:10	0:10	28	36	32	24	-4	1.6	193	14	0.0	0.0	0.0
Wednesday, August 07, 2013	1:20	0:10	25	32	26	23	-1	2.4	199	14	0.0	0.0	0.0
Wednesday, August 07, 2013	1:30	0:10	29	41	32	23	-1	1.6	205	13	0.0	0.0	0.0
Wednesday, August 07, 2013	1:40	0:10	29	43	32	23	0	1.9	210	12	0.0	0.0	0.0
Wednesday, August 07, 2013	1:50	0:10	25	37	27	22	-1	2.0	216	12	0.0	0.0	0.0
Wednesday, August 07, 2013	2:00	0:10	26	39	28	21	0	2.5	220	13	0.0	0.0	0.0
Wednesday, August 07, 2013	2:10	0:10	31	44	34	22	0	2.2	228	12	0.0	0.0	0.0
Wednesday, August 07, 2013	2:20	0:10	30	43	33	22	0	1.6	238	12	0.0	0.0	0.0
Wednesday, August 07, 2013	2:30	0:10	22	34	23	20	0	0.8	246	12	0.0	0.0	0.0
Wednesday, August 07, 2013	2:40	0:10	21	34	22	20	0	1.6	239	12	0.0	0.0	0.0
Wednesday, August 07, 2013	2:50	0:10	29	41	31	20	0	1.7	230	12	0.0	0.0	0.0
Wednesday, August 07, 2013	3:00	0:10	25	34	29	20	-2	1.2	230	12	0.0	0.0	0.0
Wednesday, August 07, 2013	3:10	0:10	31	45	35	20	-2	0.6	234	12	0.0	0.0	0.0
Wednesday, August 07, 2013	3:20	0:10	31	45	34	21	-1	0.7	223	12	0.0	0.0	0.0

Table A-2: Location B Summer Compliance Evaluation

Date	Time	Duration	Leq	Lmax	L(10)	L(90)	WT E2	WT E2	Onsite Met	Onsite Met	Loc. 6	Loc. 6	Loc. 6
	Start Time	(min)	(dBA)	(dBA)	(dBA)	(dBA)	Output (kW)	HH WS (m/s)	WD @ 75m (degrees)	Temp. (°C)	Avg. WS @ 2m (m/s)	Gust WS @ 2m (m/s)	Precip. (mm)
Wednesday, August 07, 2013	3:30	0:10	29	43	33	21	-1	0.7	221	12	0.0	0.0	0.0
Wednesday, August 07, 2013	3:40	0:10	27	38	31	21	-1	1.1	225	12	0.0	0.0	0.0
Wednesday, August 07, 2013	3:50	0:10	28	42	30	22	-1	1.5	226	12	0.0	0.0	0.0
Wednesday, August 07, 2013	4:00	0:10	27	41	32	20	-1	0.9	232	12	0.0	0.0	0.0
Wednesday, August 07, 2013	4:10	0:10	28	39	31	22	-1	0.5	238	12	0.0	0.0	0.0
Wednesday, August 07, 2013	4:20	0:10	30	44	34	21	-1	0.9	229	12	0.0	0.0	0.0
Wednesday, August 07, 2013	4:30	0:10	27	37	31	21	-1	2.2	225	12	0.0	0.0	0.0
Wednesday, August 07, 2013	4:40	0:10	30	39	34	23	0	2.5	227	12	0.0	0.0	0.0
Wednesday, August 07, 2013	4:50	0:10	30	55	33	22	-1	2.6	223	12	0.0	0.0	0.0
Wednesday, August 07, 2013	5:00	0:10	35	56	39	24	-1	2.7	219	12	0.0	0.0	0.0
Wednesday, August 07, 2013	5:10	0:10	35	44	39	27	-1	2.9	218	12	0.0	0.0	0.0
Wednesday, August 07, 2013	5:20	0:10	38	53	41	30	-1	2.7	215	12	0.0	0.0	0.0
Wednesday, August 07, 2013	5:30	0:10	37	46	41	31	-1	2.7	215	12	0.0	0.0	0.0
Wednesday, August 07, 2013	5:40	0:10	37	45	41	30	-1	2.9	215	13	0.0	0.0	0.0
Wednesday, August 07, 2013	5:50	0:10	36	44	38	31	-1	3.0	213	13	0.0	0.0	0.0
Wednesday, August 07, 2013	6:00	0:10	37	47	40	31	-1	3.6	209	13	0.0	0.0	0.0
Wednesday, August 07, 2013	6:10	0:10	36	51	39	32	0	3.3	212	13	0.0	0.0	0.0
Wednesday, August 07, 2013	6:20	0:10	38	50	42	30	-1	3.6	210	14	0.0	0.0	0.0
Wednesday, August 07, 2013	6:30	0:10	38	46	41	32	-1	3.4	201	14	0.0	0.0	0.0
Wednesday, August 07, 2013	6:40	0:10	39	47	43	34	-1	3.0	203	15	0.0	0.0	0.0
Wednesday, August 07, 2013	6:50	0:10	39	47	42	33	0	3.0	182	15	0.0	0.0	0.0
Wednesday, August 07, 2013	7:00	0:10	40	55	41	32	-1	3.4	178	15	0.0	0.0	0.0
Wednesday, August 07, 2013	7:10	0:10	39	53	41	32	-1	3.6	181	15	0.0	0.0	0.0
Wednesday, August 07, 2013	7:20	0:10	38	53	41	33	-1	3.5	172	15	0.0	0.0	0.0
Wednesday, August 07, 2013	7:30	0:10	37	44	40	32	-1	3.1	167	15	0.0	0.0	0.0
Wednesday, August 07, 2013	7:40	0:10	38	47	41	33	-1	3.0	167	15	0.0	0.0	0.0
Wednesday, August 07, 2013	7:50	0:10	37	47	41	32	-1	3.0	171	15	0.0	0.0	0.0
Wednesday, August 07, 2013	8:00	0:10	37	49	40	30	-1	2.9	168	15	0.0	0.0	0.0
Wednesday, August 07, 2013	8:10	0:10	37	49	40	31	-1	2.5	164	16	0.0	0.0	0.0
Wednesday, August 07, 2013	8:20	0:10	39	54	43	32	-1	2.8	156	15	0.0	0.0	0.0
Wednesday, August 07, 2013	8:30	0:10	41	53	45	34	17	3.7	156	15	0.0	0.0	0.0
Wednesday, August 07, 2013	8:40	0:10	38	49	41	32	26	3.7	154	15	0.0	0.0	0.0
Wednesday, August 07, 2013	8:50	0:10	39	53	43	32	-6	3.2	151	15	0.0	0.0	0.0
Wednesday, August 07, 2013	9:00	0:10	37	50	41	32	-5	2.2	149	15	0.0	0.0	0.0
Wednesday, August 07, 2013	9:10	0:10	39	54	42	33	-4	1.9	150	15	0.0	0.0	0.0
Wednesday, August 07, 2013	9:20	0:10	41	55	43	34	-4	1.5	150	15	0.0	0.0	0.0
Wednesday, August 07, 2013	9:30	0:10	42	62	39	33	-4	1.6	149	15	0.0	0.0	0.0
Wednesday, August 07, 2013	9:40	0:10	40	56	42	32	-5	2.5	153	16	0.0	0.0	0.0
Wednesday, August 07, 2013	9:50	0:10	38	47	42	31	-6	3.0	158	16	0.0	0.0	0.0
Wednesday, August 07, 2013	10:00	0:10	38	50	41	32	-2	3.5	167	17	0.0	0.0	0.0
Wednesday, August 07, 2013	10:10	0:10	40	50	43	35	-1	3.6	159	17	0.0	0.0	0.0
Wednesday, August 07, 2013	10:20	0:10	41	56	43	34	-1	3.0	159	17	0.0	0.2	0.0
Wednesday, August 07, 2013	10:30	0:10	40	60	42	33	-1	3.7	157	17	0.0	1.3	0.0
Wednesday, August 07, 2013	10:40	0:10	39	57	41	34	-1	3.6	145	18	0.0	0.0	0.0
Wednesday, August 07, 2013	10:50	0:10	44	65	44	33	-1	3.7	143	17	0.0	0.0	0.0
Wednesday, August 07, 2013	11:00	0:10	41	58	43	30	-1	3.6	147	17	0.0	0.2	0.0
Wednesday, August 07, 2013	11:10	0:10	48	71	50	34	-1	3.6	144	18	0.0	0.0	0.0
Wednesday, August 07, 2013	11:20	0:10	38	50	41	34	-1	3.6	146	18	0.0	0.9	0.0
Wednesday, August 07, 2013	11:30	0:10	37	46	40	34	-1	3.7	152	18	0.0	1.1	0.0
Wednesday, August 07, 2013	11:40	0:10	38	48	41	34	-1	3.6	151	18	0.2	2.6	0.0
Wednesday, August 07, 2013	11:50	0:10	40	51	43	34	-2	3.9	151	19	0.0	1.9	0.0
Wednesday, August 07, 2013	12:00	0:10	39	49	42	34	-1	3.3	154	19	0.0	0.4	0.0
Wednesday, August 07, 2013	12:10	0:10	44	62	46	34	14	5.1	151	20	0.2	2.4	0.0
Wednesday, August 07, 2013	12:20	0:10	41	57	44	34	109	4.2	158	19	0.2	2.6	0.0
Wednesday, August 07, 2013	12:30	0:10	41	51	44	38	179	5.0	158	20	0.2	2.2	0.0
Wednesday, August 07, 2013	12:40	0:10	41	50	44	37	280	5.6	156	20	0.0	1.5	0.0
Wednesday, August 07, 2013	12:50	0:10	43	53	47	38	201	5.3	156	20	0.4	2.0	0.0
Wednesday, August 07, 2013	13:00	0:10	41	49	44	37	71	4.9	159	20	0.0	1.5	0.0
Wednesday, August 07, 2013	13:10	0:10	43	55	46	39	35	5.6	160	20	0.0	2.2	0.0
Wednesday, August 07, 2013	13:20	0:10	40	50	42	37	-5	5.2	158	20	0.0	1.5	0.0
Wednesday, August 07, 2013	13:30	0:10	43	50	45	39	-3	5.7	154	20	0.4	2.8	0.0
Wednesday, August 07, 2013	13:40	0:10	41	49	42	38	0	6.2	159	20	0.2	2.6	0.0
Wednesday, August 07, 2013	13:50	0:10	42	55	43	39	0	6.7	157	20	0.2	2.0	0.0
Wednesday, August 07, 2013	14:00	0:10	42	57	45	38	0	4.9	160	20	0.4	2.6	0.0
Wednesday, August 07, 2013	14:10	0:10	41	50	43	37	0	4.5	156	21	0.2	3.2	0.0
Wednesday, August 07, 2013	14:20	0:10	41	56	43	38	0	5.2	155	21	0.4	2.2	0.0
Wednesday, August 07, 2013	14:30	0:10	40	50	43	35	0	4.2	155	21	0.0	0.9	0.0
Wednesday, August 07, 2013	14:40	0:10	40	51	43	35	0	5.5	150	21	0.4	3.5	0.0
Wednesday, August 07, 2013	14:50	0:10	45	55	49	38	0	5.0	154	21	0.0	2.0	0.0
Wednesday, August 07, 2013	15:00	0:10	45	56	46	42	0	5.6	155	21	0.4	3.7	0.0
Wednesday, August 07, 2013	15:10	0:10	42	54	45	38	0	5.3	153	21	0.2	1.5	0.0
Wednesday, August 07, 2013	15:20	0:10	40	47	43	36	0	5.2	147	21	0.2	1.9	0.0
Wednesday, August 07, 2013	15:30	0:10	45	55	48	38	0	6.3	151	21	0.2	1.9	0.0
Wednesday, August 07, 2013	15:40	0:10	42	54	44	39	0	6.8	156	21	0.2	1.7	0.0
Wednesday, August 07, 2013	15:50	0:10	41	49	44	39	3	6.5	154	20	0.0	1.5	0.0
Wednesday, August 07, 2013	16:00	0:10	42	53	45	39	-2	6.2	154	21	0.2	1.5	0.0
Wednesday, August 07, 2013	16:10	0:10	43	57	45	39	-5	4.8	153	21	0.2	1.7	0.0
Wednesday, August 07, 2013	16:20	0:10	42	55	45	38	-5	5.7	156	21	0.0	1.3	0.0
Wednesday, August 07, 2013	16:30	0:10	43	53	46	38	-4	6.6	155	21	0.0	1.5	0.0
Wednesday, August 07, 2013	16:40	0:10	45	55	46	41	0	5.1	151	21	0.0	2.2	0.0
Wednesday, August 07, 2013	16:50	0:10	45	58	46	40	22	5.7	157	21	0.2	2.0	0.0
Wednesday, August 07, 2013	17:00	0:10	42	51	44	39	523	7.3	152	21	0.0	1.5	0.0
Wednesday, August 07, 2013	17:10	0:10	42	54	45	37	497	6.8	157	20	0.0	1.9	0.0
Wednesday, August 07, 2013	17:20	0:10	45	62	46	39	232	5.6	156	20	0.0	0.0	0.0
Wednesday, August 07, 2013	17:30	0:10	42	54	44	39	39	4.8	155	20	0.0	0.0	0.0
Wednesday, August 07, 2013	17:40	0:10	42	50	44	37	-4	6.7	153	20	0.0	0.0	0.0
Wednesday, August 07, 2013	17:50	0:10	41	48	44	37	-5	5.7	155	20	0.0	0.0	0.0
Wednesday, August 07, 2013	18:00	0:10	40	54	42	37	-5	6.6	150	19	0.0	0.0	0.0
Wednesday, August 07, 2013	18:10	0:10	42	55	45	37	-4	6.9	152	19	0.0	0.0	0.0
Wednesday, August 07, 2013	18:20	0:10	44	60	46	37	-4	7.1	154	19	0.0	0.0	0.0
Wednesday, August 07, 2013	18:30	0:10	42	58	42	36	63	6.7	157	19	0.0	0.0	0.0
Wednesday, August 07, 2013	18:40	0:10	44	66	43	37	431	7.2	157	19	0.0	0.0	0.0
Wednesday, August 07, 2013	18:50	0:10	39	52	42	34	606	7.4	154	19	0.0	0.0	0.0

Table A-2: Location B Summer Compliance Evaluation

Date	Time	Duration	Leq	Lmax	L(10)	L(90)	WT E2	WT E2	Onsite Met	Onsite Met	Loc. 6	Loc. 6	Loc. 6
	Start Time	(min)	(dBA)	(dBA)	(dBA)	(dBA)	Output (kW)	HH WS (m/s)	WD @ 75m (degrees)	Temp. (°C)	Avg. WS @ 2m (m/s)	Gust WS @ 2m (m/s)	Precip. (mm)
Wednesday, August 07, 2013	19:00	0:10	39	61	41	34	537	7.1	150	19	0.0	0.0	0.0
Wednesday, August 07, 2013	19:10	0:10	40	65	41	35	433	6.7	152	18	0.0	0.0	0.0
Wednesday, August 07, 2013	19:20	0:10	39	52	42	34	562	7.3	157	18	0.0	0.0	0.0
Wednesday, August 07, 2013	19:30	0:10	40	50	42	34	392	6.3	162	18	0.0	0.0	0.0
Wednesday, August 07, 2013	19:40	0:10	40	51	43	35	473	6.9	160	18	0.0	0.0	0.0
Wednesday, August 07, 2013	19:50	0:10	38	54	41	34	559	7.3	160	17	0.0	0.0	0.0
Wednesday, August 07, 2013	20:00	0:10	41	56	43	36	403	6.7	157	17	0.0	0.0	0.0
Wednesday, August 07, 2013	20:10	0:10	40	61	43	34	596	7.5	154	17	0.0	0.0	0.0
Wednesday, August 07, 2013	20:20	0:10	39	55	41	34	262	7.0	150	17	0.0	0.0	0.0
Wednesday, August 07, 2013	20:30	0:10	39	52	41	34	-7	5.4	141	16	0.0	0.0	0.0
Wednesday, August 07, 2013	20:40	0:10	37	50	39	35	-5	5.2	143	16	0.0	0.0	0.0
Wednesday, August 07, 2013	20:50	0:10	39	52	42	34	-5	6.7	148	16	0.0	0.0	0.0
Wednesday, August 07, 2013	21:00	0:10	38	46	40	34	-4	7.5	151	16	0.0	0.0	0.0
Wednesday, August 07, 2013	21:10	0:10	39	51	42	33	47	7.9	150	16	0.0	0.0	0.0
Wednesday, August 07, 2013	21:20	0:10	38	50	41	34	599	7.3	154	16	0.0	0.0	0.0
Wednesday, August 07, 2013	21:30	0:10	36	41	39	33	557	7.3	159	16	0.0	0.0	0.0
Wednesday, August 07, 2013	21:40	0:10	37	47	39	34	342	5.9	160	16	0.0	0.0	0.0
Wednesday, August 07, 2013	21:50	0:10	37	42	39	33	356	6.3	160	16	0.0	0.0	0.0
Wednesday, August 07, 2013	22:00	0:10	36	53	38	32	443	6.6	158	16	0.0	0.0	0.0
Wednesday, August 07, 2013	22:10	0:10	37	50	38	32	381	6.2	155	15	0.0	0.0	0.0
Wednesday, August 07, 2013	22:20	0:10	34	45	38	31	385	6.1	156	15	0.0	0.0	0.0
Wednesday, August 07, 2013	22:30	0:10	34	42	37	32	362	6.1	160	15	0.0	0.0	0.0
Wednesday, August 07, 2013	22:40	0:10	38	50	40	32	398	6.5	157	15	0.0	0.0	0.0
Wednesday, August 07, 2013	22:50	0:10	33	40	35	30	419	6.6	154	15	0.0	0.0	0.0
Wednesday, August 07, 2013	23:00	0:10	35	44	37	30	414	6.6	154	15	0.0	0.0	0.0
Wednesday, August 07, 2013	23:10	0:10	32	42	34	30	524	7.2	156	15	0.0	0.0	0.0
Wednesday, August 07, 2013	23:20	0:10	33	41	35	31	217	5.1	161	15	0.0	0.0	0.0
Wednesday, August 07, 2013	23:30	0:10	33	38	35	31	112	4.4	163	15	0.0	0.0	0.0
Wednesday, August 07, 2013	23:40	0:10	33	39	36	30	105	4.3	161	15	0.0	0.0	0.0
Wednesday, August 07, 2013	23:50	0:10	62	67	66	33	231	5.5	166	14	0.0	0.0	0.0
Thursday, August 08, 2013	0:00	0:10	59	67	63	50	397	6.3	163	14	0.0	0.0	0.0
Thursday, August 08, 2013	0:10	0:10	58	66	63	48	140	4.7	160	14	0.0	0.0	0.0
Thursday, August 08, 2013	0:20	0:10	49	59	51	45	255	5.7	160	14	0.0	0.0	0.0
Thursday, August 08, 2013	0:30	0:10	44	55	45	43	245	5.6	164	14	0.0	0.0	0.0
Thursday, August 08, 2013	0:40	0:10	42	54	43	41	214	5.0	161	14	0.0	0.0	0.0
Thursday, August 08, 2013	0:50	0:10	41	56	42	39	285	5.6	162	14	0.0	0.0	0.0
Thursday, August 08, 2013	1:00	0:10	39	55	41	38	180	4.7	162	14	0.0	0.0	0.0
Thursday, August 08, 2013	1:10	0:10	38	53	40	37	19	3.1	163	14	0.0	0.0	0.0
Thursday, August 08, 2013	1:20	0:10	38	53	39	36	57	3.7	163	14	0.0	0.0	0.0
Thursday, August 08, 2013	1:30	0:10	39	50	42	35	62	4.4	161	14	0.0	0.0	0.0
Thursday, August 08, 2013	1:40	0:10	37	50	38	34	199	5.0	153	13	0.0	0.0	0.0
Thursday, August 08, 2013	1:50	0:10	37	54	38	34	294	5.6	152	13	0.0	0.0	0.0
Thursday, August 08, 2013	2:00	0:10	35	51	37	32	-2	7.7	155	13	0.0	0.0	0.0
Thursday, August 08, 2013	2:10	0:10	34	50	36	32	-4	6.0	160	13	0.0	0.0	0.0
Thursday, August 08, 2013	2:20	0:10	35	62	36	32	-4	5.7	158	13	0.0	0.0	0.0
Thursday, August 08, 2013	2:30	0:10	33	51	35	31	-4	7.8	157	13	0.0	0.0	0.0
Thursday, August 08, 2013	2:40	0:10	35	49	36	31	-4	7.3	154	13	0.0	0.0	0.0
Thursday, August 08, 2013	2:50	0:10	35	49	38	30	-4	7.1	153	13	0.0	0.0	0.0
Thursday, August 08, 2013	3:00	0:10	32	45	33	30	481	6.7	150	13	0.0	0.0	0.0
Thursday, August 08, 2013	3:10	0:10	35	52	37	31	465	6.7	150	13	0.0	0.0	0.0
Thursday, August 08, 2013	3:20	0:10	34	52	36	31	609	7.3	149	13	0.0	0.0	0.0
Thursday, August 08, 2013	3:30	0:10	33	49	35	30	380	6.2	151	13	0.0	0.0	0.0
Thursday, August 08, 2013	3:40	0:10	31	45	32	30	188	5.1	153	13	0.0	0.0	0.0
Thursday, August 08, 2013	3:50	0:10	32	46	33	30	62	3.5	153	13	0.0	0.0	0.0
Thursday, August 08, 2013	4:00	0:10	32	50	33	30	166	4.8	160	13	0.0	0.0	0.0
Thursday, August 08, 2013	4:10	0:10	33	45	36	30	68	4.4	157	13	0.0	0.0	0.0
Thursday, August 08, 2013	4:20	0:10	35	46	40	30	19	4.8	155	13	0.0	0.0	0.0
Thursday, August 08, 2013	4:30	0:10	35	46	37	30	64	3.9	154	13	0.0	0.0	0.0
Thursday, August 08, 2013	4:40	0:10	35	46	38	30	177	5.1	155	14	0.0	0.0	0.0
Thursday, August 08, 2013	4:50	0:10	31	42	34	29	117	4.3	158	14	0.0	0.0	0.0
Thursday, August 08, 2013	5:00	0:10	34	44	38	29	12	3.6	162	14	0.0	0.0	0.0
Thursday, August 08, 2013	5:10	0:10	34	47	38	29	-7	2.9	166	14	0.0	0.0	0.0
Thursday, August 08, 2013	5:20	0:10	39	54	42	30	-4	3.9	162	14	0.0	0.0	0.0
Thursday, August 08, 2013	5:30	0:10	35	53	38	30	47	4.3	165	14	0.0	0.0	0.0
Thursday, August 08, 2013	5:40	0:10	37	49	40	31	-5	1.3	174	14	0.0	0.0	0.0
Thursday, August 08, 2013	5:50	0:10	36	52	39	29	-4	1.7	170	14	0.0	0.0	0.0
Thursday, August 08, 2013	6:00	0:10	36	49	38	33	-5	3.5	172	14	0.0	0.0	0.0
Thursday, August 08, 2013	6:10	0:10	40	69	40	31	-4	3.0	174	14	0.0	0.0	0.0
Thursday, August 08, 2013	6:20	0:10	38	47	41	33	-4	3.4	166	14	0.0	0.0	0.0
Thursday, August 08, 2013	6:30	0:10	39	51	43	33	-5	4.5	168	14	0.0	0.0	0.0
Thursday, August 08, 2013	6:40	0:10	38	50	41	33	-2	4.1	168	14	0.0	0.0	0.0
Thursday, August 08, 2013	6:50	0:10	38	49	41	34	0	4.5	168	14	0.0	0.0	0.0
Thursday, August 08, 2013	7:00	0:10	38	49	41	33	-1	3.5	170	14	0.0	0.0	0.0
Thursday, August 08, 2013	7:10	0:10	39	54	41	34	-1	3.8	171	14	0.0	0.0	0.0
Thursday, August 08, 2013	7:20	0:10	36	43	38	32	-1	3.6	165	14	0.0	0.0	0.0
Thursday, August 08, 2013	7:30	0:10	35	44	38	31	-1	3.7	165	14	0.0	0.0	0.0
Thursday, August 08, 2013	7:40	0:10	37	52	39	32	-1	3.6	168	14	0.0	0.0	0.0
Thursday, August 08, 2013	7:50	0:10	39	58	39	31	-1	3.3	171	14	0.0	0.0	0.0
Thursday, August 08, 2013	8:00	0:10	38	53	41	32	-1	3.5	178	15	0.0	0.0	0.0
Thursday, August 08, 2013	8:10	0:10	36	48	39	32	-1	3.9	187	15	0.0	0.0	0.0
Thursday, August 08, 2013	8:20	0:10	39	55	42	32	-1	3.7	185	15	0.0	0.0	0.0
Thursday, August 08, 2013	8:30	0:10	40	62	44	32	-1	3.7	180	15	0.0	0.0	0.0
Thursday, August 08, 2013	8:40	0:10	44	65	43	32	0	4.0	182	15	0.0	0.0	0.0
Thursday, August 08, 2013	8:50	0:10	37	51	39	32	-1	3.1	187	16	0.0	0.0	0.0
Thursday, August 08, 2013	9:00	0:10	36	53	39	31	0	2.2	202	15	0.0	0.0	0.0
Thursday, August 08, 2013	9:10	0:10	44	65	45	31	0	1.6	194	15	0.0	0.0	0.0
Thursday, August 08, 2013	9:20	0:10	38	51	41	32	0	2.3	191	16	0.0	0.0	0.0
Thursday, August 08, 2013	9:30	0:10	42	61	41	34	-1	2.9	192	16	0.0	0.0	0.0
Thursday, August 08, 2013	9:40	0:10	45	59	48	34	0	2.6	197	16	0.0	0.0	0.0
Thursday, August 08, 2013	9:50	0:10	48	63	53	34	-1	2.6	193	16	0.0	0.0	0.0
Thursday, August 08, 2013	10:00	0:10	48	64	53	33	0	2.6	187	16	0.0	0.0	0.0
Thursday, August 08, 2013	10:10	0:10	44	57	48	32	0	2.7	194	16	0.0	0.0	0.0
Thursday, August 08, 2013	10:20	0:10	42	61	43	35	-1	2.4	196	17	0.0	0.0	0.0

Table A-2: Location B Summer Compliance Evaluation

Date	Time	Duration	Leq	Lmax	L(10)	L(90)	WT E2	WT E2	Onsite Met	Onsite Met	Loc. 6	Loc. 6	Loc. 6
	Start Time	(min)	(dBA)	(dBA)	(dBA)	(dBA)	Output (kW)	HH WS (m/s)	WD @ 75m (degrees)	Temp. (°C)	Avg. WS @ 2m (m/s)	Gust WS @ 2m (m/s)	Precip. (mm)
Thursday, August 08, 2013	10:30	0:10	38	49	41	33	-1	2.2	194	17	0.0	0.0	0.0
Thursday, August 08, 2013	10:40	0:10	37	50	39	33	0	2.4	198	17	0.0	0.0	0.0
Thursday, August 08, 2013	10:50	0:10	38	52	40	33	-1	2.3	198	18	0.0	0.0	0.0
Thursday, August 08, 2013	11:00	0:10	37	52	40	33	0	2.3	197	18	0.0	0.0	0.0
Thursday, August 08, 2013	11:10	0:10	35	47	38	31	-1	2.4	200	19	0.0	0.0	0.0
Thursday, August 08, 2013	11:20	0:10	41	55	44	32	0	1.2	211	19	0.0	0.0	0.0
Thursday, August 08, 2013	11:30	0:10	41	58	40	32	-1	0.7	211	19	0.0	0.0	0.0
Thursday, August 08, 2013	11:40	0:10	36	49	39	32	-1	0.7	210	19	0.0	0.0	0.0
Thursday, August 08, 2013	11:50	0:10	36	47	38	32	-1	1.1	212	19	0.0	0.0	0.0
Thursday, August 08, 2013	12:00	0:10	39	59	40	32	-1	2.0	210	20	0.0	0.0	0.0
Thursday, August 08, 2013	12:10	0:10	38	57	40	30	-1	2.9	212	21	0.0	1.7	0.0
Thursday, August 08, 2013	12:20	0:10	49	71	44	35	0	2.1	206	22	0.0	0.7	0.0
Thursday, August 08, 2013	12:30	0:10	45	71	45	34	-2	3.0	186	21	0.0	0.0	0.0
Thursday, August 08, 2013	12:40	0:10	36	44	38	32	-4	2.8	187	21	0.0	0.6	0.0
Thursday, August 08, 2013	12:50	0:10	39	54	39	33	-7	3.9	178	21	0.0	0.0	0.0
Thursday, August 08, 2013	13:00	0:10	40	57	44	34	-4	4.8	150	21	0.0	0.9	0.0
Thursday, August 08, 2013	13:10	0:10	39	52	42	33	-5	4.0	151	21	0.0	0.4	0.0
Thursday, August 08, 2013	13:20	0:10	39	59	39	31	-5	3.8	146	21	0.0	1.3	0.0
Thursday, August 08, 2013	13:30	0:10	37	59	37	31	-4	3.8	147	22	0.0	2.6	0.0
Thursday, August 08, 2013	13:40	0:10	39	59	41	33	-3	3.9	153	22	0.0	1.9	0.0
Thursday, August 08, 2013	13:50	0:10	42	68	43	34	-1	2.7	159	22	0.0	0.0	0.0
Thursday, August 08, 2013	14:00	0:10	40	53	43	36	-2	3.3	154	23	0.0	0.0	0.0
Thursday, August 08, 2013	14:10	0:10	39	51	42	34	-1	4.0	158	23	0.0	0.0	0.0
Thursday, August 08, 2013	14:20	0:10	39	53	42	34	-1	3.3	163	23	0.2	2.0	0.0
Thursday, August 08, 2013	14:30	0:10	37	46	41	32	-2	2.8	159	23	0.0	0.0	0.0
Thursday, August 08, 2013	14:40	0:10	38	49	41	32	3	2.5	170	23	0.0	0.0	0.0
Thursday, August 08, 2013	14:50	0:10	38	48	41	33	-3	2.9	175	24	0.0	0.0	0.0
Thursday, August 08, 2013	15:00	0:10	39	58	39	32	-5	1.9	168	23	0.0	0.0	0.0
Thursday, August 08, 2013	15:10	0:10	39	56	42	35	3	2.6	172	24	0.0	0.0	0.0
Thursday, August 08, 2013	15:20	0:10	41	53	44	37	21	3.0	163	23	0.0	0.0	0.0
Thursday, August 08, 2013	15:30	0:10	42	49	45	39	9	3.0	174	23	0.0	0.0	0.0
Thursday, August 08, 2013	15:40	0:10	42	57	45	38	22	4.1	198	23	0.0	0.0	0.0
Thursday, August 08, 2013	15:50	0:10	41	50	44	37	303	6.0	200	23	0.0	0.4	0.0
Thursday, August 08, 2013	16:00	0:10	47	66	45	37	212	5.5	187	23	0.0	0.0	0.0
Thursday, August 08, 2013	16:10	0:10	47	65	46	38	23	3.8	182	23	0.0	0.0	0.0
Thursday, August 08, 2013	16:20	0:10	48	68	47	38	62	4.2	184	23	0.0	0.0	0.0
Thursday, August 08, 2013	16:30	0:10	49	69	48	39	286	5.7	186	22	0.0	0.0	0.0
Thursday, August 08, 2013	16:40	0:10	45	63	44	38	145	4.6	177	23	0.0	0.0	0.0
Thursday, August 08, 2013	16:50	0:10	45	65	44	39	35	4.2	179	24	0.0	0.2	0.0
Thursday, August 08, 2013	17:00	0:10	40	57	42	36	69	4.2	175	23	0.0	0.0	0.0
Thursday, August 08, 2013	17:10	0:10	42	57	44	38	2	3.5	167	22	0.0	2.0	0.0
Thursday, August 08, 2013	17:20	0:10	42	55	44	38	21	3.3	160	22	0.0	0.0	0.0
Thursday, August 08, 2013	17:30	0:10	49	69	51	39	59	3.7	171	23	0.0	0.0	0.0
Thursday, August 08, 2013	17:40	0:10	55	79	58	43	139	4.7	177	23	0.0	0.0	0.0
Thursday, August 08, 2013	17:50	0:10	52	72	56	40	125	4.4	178	22	0.0	0.0	0.0
Thursday, August 08, 2013	18:00	0:10	50	68	54	40	59	3.9	174	22	0.0	1.7	0.0
Thursday, August 08, 2013	18:10	0:10	46	63	50	38	-6	3.5	173	22	0.0	0.0	0.0
Thursday, August 08, 2013	18:20	0:10	47	63	50	39	86	4.6	176	21	0.0	0.0	0.0
Thursday, August 08, 2013	18:30	0:10	46	70	49	38	102	4.4	179	21	0.0	0.0	0.0
Thursday, August 08, 2013	18:40	0:10	48	66	50	40	147	4.5	171	21	0.0	0.0	0.0
Thursday, August 08, 2013	18:50	0:10	47	65	49	39	229	5.2	168	21	0.0	0.0	0.0
Thursday, August 08, 2013	19:00	0:10	46	64	49	37	141	4.5	173	21	0.0	0.0	0.0
Thursday, August 08, 2013	19:10	0:10	47	66	50	37	93	4.3	186	21	0.0	0.0	0.0
Thursday, August 08, 2013	19:20	0:10	43	64	46	36	80	4.0	177	21	0.0	0.0	0.0
Thursday, August 08, 2013	19:30	0:10	47	68	49	37	99	4.3	182	21	0.0	0.0	0.0
Thursday, August 08, 2013	19:40	0:10	46	67	49	37	206	5.2	184	21	0.0	0.0	0.0
Thursday, August 08, 2013	19:50	0:10	48	65	52	36	289	5.8	182	21	0.0	0.0	0.0
Thursday, August 08, 2013	20:00	0:10	45	64	48	35	274	5.8	187	20	0.0	0.0	0.0
Thursday, August 08, 2013	20:10	0:10	43	59	47	35	180	5.2	194	20	0.0	0.0	0.0
Thursday, August 08, 2013	20:20	0:10	43	57	47	36	182	5.4	189	20	0.0	0.0	0.0
Thursday, August 08, 2013	20:30	0:10	44	59	48	35	226	5.7	186	20	0.0	0.0	0.0
Thursday, August 08, 2013	20:40	0:10	44	61	48	35	191	5.4	186	20	0.0	0.0	0.0
Thursday, August 08, 2013	20:50	0:10	45	68	48	37	228	5.9	182	20	0.0	0.0	0.0
Thursday, August 08, 2013	21:00	0:10	46	62	50	38	340	6.5	188	20	0.0	0.0	0.0
Thursday, August 08, 2013	21:10	0:10	41	59	44	35	543	7.3	191	20	0.0	0.0	0.0
Thursday, August 08, 2013	21:20	0:10	48	68	51	36	562	7.5	198	20	0.0	0.0	0.0
Thursday, August 08, 2013	21:30	0:10	43	62	46	35	190	5.2	198	20	0.0	0.0	0.0
Thursday, August 08, 2013	21:40	0:10	44	62	48	36	165	5.4	197	20	0.0	0.0	0.0
Thursday, August 08, 2013	21:50	0:10	43	67	45	35	262	5.9	194	20	0.0	0.0	0.0
Thursday, August 08, 2013	22:00	0:10	35	42	37	34	371	6.6	199	20	0.0	0.0	0.0
Thursday, August 08, 2013	22:10	0:10	36	48	37	34	286	6.1	208	20	0.0	0.0	0.0
Thursday, August 08, 2013	22:20	0:10	36	52	38	33	135	4.7	210	20	0.0	0.0	0.0
Thursday, August 08, 2013	22:30	0:10	36	49	38	32	94	4.7	207	19	0.0	0.0	0.0
Thursday, August 08, 2013	22:40	0:10	35	40	37	32	109	4.8	206	19	0.0	0.0	0.0
Thursday, August 08, 2013	22:50	0:10	33	40	34	31	70	4.3	204	19	0.0	0.0	0.0
Thursday, August 08, 2013	23:00	0:10	33	41	35	31	125	4.9	197	19	0.0	0.0	0.0
Thursday, August 08, 2013	23:10	0:10	33	39	36	31	-10	1.9	195	19	0.0	0.0	0.0
Thursday, August 08, 2013	23:20	0:10	34	46	36	32	31	3.5	195	19	0.0	0.0	0.0
Thursday, August 08, 2013	23:30	0:10	34	42	36	32	63	4.5	182	19	0.0	0.0	0.0
Thursday, August 08, 2013	23:40	0:10	34	50	35	31	3	3.4	179	19	0.0	0.0	0.0
Thursday, August 08, 2013	23:50	0:10	32	39	33	31	-1	3.2	185	20	0.0	0.0	0.0
Friday, August 09, 2013	0:00	0:10	32	45	34	31	16	3.3	181	19	0.0	0.0	0.0
Friday, August 09, 2013	0:10	0:10	32	42	33	31	9	3.8	183	19	0.0	0.0	0.0
Friday, August 09, 2013	0:20	0:10	33	42	34	32	116	4.7	180	19	0.0	0.0	0.0
Friday, August 09, 2013	0:30	0:10	32	43	33	31	103	4.2	177	19	0.0	0.0	0.0
Friday, August 09, 2013	0:40	0:10	32	39	33	31	85	4.3	177	19	0.0	0.0	0.0
Friday, August 09, 2013	0:50	0:10	33	50	35	31	43	3.7	177	19	0.0	0.0	0.0
Friday, August 09, 2013	1:00	0:10	34	46	36	31	8	3.0	183	19	0.0	0.0	0.0
Friday, August 09, 2013	1:10	0:10	33	53	34	31	-7	2.7	185	19	0.0	0.0	0.0
Friday, August 09, 2013	1:20	0:10	33	44	35	31	9	3.2	169	19	0.0	0.0	0.0
Friday, August 09, 2013	1:30	0:10	31	38	32	31	51	3.5	165	19	0.0	0.0	0.0
Friday, August 09, 2013	1:40	0:10	31	39	32	30	53	3.9	172	19	0.0	0.0	0.0
Friday, August 09, 2013	1:50	0:10	33	41	36	31	70	4.2	171	19	0.0	0.0	0.0

Table A-2: Location B Summer Compliance Evaluation

Date	Time	Duration	Leq	Lmax	L(10)	L(90)	WT E2	WT E2	Onsite Met	Onsite Met	Loc. 6	Loc. 6	Loc. 6
	Start Time	(min)	(dBA)	(dBA)	(dBA)	(dBA)	Output (kW)	HH WS (m/s)	WD @ 75m (degrees)	Temp. (°C)	Avg. WS @ 2m (m/s)	Gust WS @ 2m (m/s)	Precip. (mm)
Friday, August 09, 2013	2:00	0:10	31	43	32	30	-4	6.0	176	19	0.0	0.0	0.0
Friday, August 09, 2013	2:10	0:10	35	49	38	30	-4	6.8	179	19	0.0	0.0	0.0
Friday, August 09, 2013	2:20	0:10	31	43	32	30	-4	4.8	178	19	0.0	0.0	0.0
Friday, August 09, 2013	2:30	0:10	31	38	31	30	-4	4.2	176	19	0.0	0.0	0.0
Friday, August 09, 2013	2:40	0:10	35	56	33	30	-4	4.0	175	19	0.0	0.0	0.0
Friday, August 09, 2013	2:50	0:10	34	44	37	30	-4	6.1	171	19	0.0	0.0	0.0
Friday, August 09, 2013	3:00	0:10	33	47	33	30	130	5.2	167	19	0.0	0.0	0.0
Friday, August 09, 2013	3:10	0:10	34	46	36	30	244	5.6	165	19	0.0	0.0	0.0
Friday, August 09, 2013	3:20	0:10	32	44	33	30	194	5.1	163	19	0.0	0.0	0.0
Friday, August 09, 2013	3:30	0:10	34	47	34	31	186	4.8	163	19	0.0	0.0	0.0
Friday, August 09, 2013	3:40	0:10	33	44	33	30	312	5.9	168	19	0.0	0.0	0.0
Friday, August 09, 2013	3:50	0:10	36	58	34	30	184	4.9	162	19	0.0	0.0	0.0
Friday, August 09, 2013	4:00	0:10	31	45	32	30	145	4.4	165	19	0.0	0.0	0.0
Friday, August 09, 2013	4:10	0:10	53	83	49	31	292	5.9	174	19	0.0	0.0	0.0
Friday, August 09, 2013	4:20	0:10	47	72	52	34	391	6.5	179	19	0.0	0.2	0.0
Friday, August 09, 2013	4:30	0:10	47	61	51	37	621	7.5	178	19	0.0	0.0	0.0
Friday, August 09, 2013	4:40	0:10	43	53	46	38	770	8.2	187	19	0.0	0.0	0.0
Friday, August 09, 2013	4:50	0:10	38	53	40	35	946	8.7	187	19	0.0	0.4	0.0
Friday, August 09, 2013	5:00	0:10	43	57	42	34	829	8.6	188	19	0.0	0.0	0.0
Friday, August 09, 2013	5:10	0:10	50	58	54	44	789	8.5	196	19	0.0	0.0	0.3
Friday, August 09, 2013	5:20	0:10	51	58	52	46	934	8.9	196	19	0.0	0.0	0.0
Friday, August 09, 2013	5:30	0:10	50	60	52	47	836	8.6	198	19	0.0	0.0	0.5
Friday, August 09, 2013	5:40	0:10	51	66	54	46	870	8.6	197	19	0.0	0.0	0.0
Friday, August 09, 2013	5:50	0:10	43	52	45	40	786	8.3	202	19	0.0	0.0	0.0
Friday, August 09, 2013	6:00	0:10	40	53	42	38	437	6.9	192	19	0.0	0.0	0.0
Friday, August 09, 2013	6:10	0:10	42	52	44	38	583	7.8	188	19	0.0	0.0	0.0
Friday, August 09, 2013	6:20	0:10	40	52	42	36	856	8.5	194	19	0.0	0.0	0.0
Friday, August 09, 2013	6:30	0:10	43	57	45	38	630	7.7	194	19	0.0	0.0	0.0
Friday, August 09, 2013	6:40	0:10	42	58	45	37	587	7.5	195	19	0.0	0.0	0.0
Friday, August 09, 2013	6:50	0:10	38	51	41	35	423	6.8	195	19	0.0	0.0	0.0
Friday, August 09, 2013	7:00	0:10	39	55	42	34	504	7.5	183	19	0.0	0.0	0.0
Friday, August 09, 2013	7:10	0:10	43	67	44	36	475	6.7	179	19	0.0	0.0	0.0
Friday, August 09, 2013	7:20	0:10	43	64	46	37	736	8.1	185	19	0.0	0.0	0.0
Friday, August 09, 2013	7:30	0:10	49	77	50	39	972	9.0	186	19	0.0	0.0	0.0
Friday, August 09, 2013	7:40	0:10	49	75	48	39	993	8.7	194	19	0.0	0.0	0.0
Friday, August 09, 2013	7:50	0:10	52	60	56	44	871	8.7	198	19	0.0	0.0	0.3
Friday, August 09, 2013	8:00	0:10	54	73	55	51	789	8.4	202	19	0.0	0.0	0.0
Friday, August 09, 2013	8:10	0:10	52	64	54	49	723	8.3	203	19	0.0	0.0	0.3
Friday, August 09, 2013	8:20	0:10	51	64	52	48	516	7.6	190	19	0.0	0.0	0.0
Friday, August 09, 2013	8:30	0:10	54	67	56	52	701	8.4	191	19	0.0	0.0	0.0
Friday, August 09, 2013	8:40	0:10	52	63	53	51	809	8.1	195	19	0.0	0.0	0.3
Friday, August 09, 2013	8:50	0:10	49	61	51	47	817	8.3	200	19	0.0	1.3	0.0
Friday, August 09, 2013	9:00	0:10	47	64	49	44	807	8.5	194	19	0.0	0.0	0.0
Friday, August 09, 2013	9:10	0:10	49	65	52	43	456	7.2	190	19	0.0	0.0	0.0
Friday, August 09, 2013	9:20	0:10	48	65	51	42	307	5.9	186	19	0.0	0.0	0.0
Friday, August 09, 2013	9:30	0:10	50	71	54	42	417	6.7	190	19	0.0	0.2	0.0
Friday, August 09, 2013	9:40	0:10	46	62	48	40	743	8.1	195	19	0.0	0.0	0.0
Friday, August 09, 2013	9:50	0:10	43	55	45	40	737	8.1	195	19	0.0	0.4	0.0
Friday, August 09, 2013	10:00	0:10	43	59	45	41	661	7.7	187	19	0.0	0.0	0.0
Friday, August 09, 2013	10:10	0:10	50	63	51	43	612	7.3	185	19	0.0	0.2	0.3
Friday, August 09, 2013	10:20	0:10	50	60	51	49	192	5.1	183	19	0.0	1.5	0.0
Friday, August 09, 2013	10:30	0:10	50	61	51	47	311	5.9	177	19	0.0	1.5	0.0
Friday, August 09, 2013	10:40	0:10	51	60	52	49	876	8.3	179	19	0.0	0.6	0.3
Friday, August 09, 2013	10:50	0:10	51	65	52	49	624	7.2	184	19	0.0	0.0	0.0
Friday, August 09, 2013	11:00	0:10	48	60	50	46	840	8.2	183	18	0.0	0.0	0.0
Friday, August 09, 2013	11:10	0:10	45	61	47	43	267	5.5	182	18	0.0	1.9	0.0
Friday, August 09, 2013	11:20	0:10	44	54	47	39	157	4.9	176	18	0.0	1.3	0.0
Friday, August 09, 2013	11:30	0:10	43	58	45	40	480	6.6	178	18	0.0	1.9	0.0
Friday, August 09, 2013	11:40	0:10	43	54	44	39	556	7.1	176	18	0.0	0.4	0.0
Friday, August 09, 2013	11:50	0:10	44	57	47	40	215	5.0	173	18	0.0	0.0	0.0
Friday, August 09, 2013	12:00	0:10	44	55	46	39	151	6.4	169	18	0.0	0.0	0.0
Friday, August 09, 2013	12:10	0:10	48	79	48	40	214	5.3	169	18	0.0	0.0	0.0
Friday, August 09, 2013	12:20	0:10	45	59	47	42	231	5.3	165	18	0.0	0.0	0.0
Friday, August 09, 2013	12:30	0:10	45	54	47	42	258	5.3	168	18	0.0	0.0	0.0
Friday, August 09, 2013	12:40	0:10	45	57	48	39	344	5.8	172	18	0.0	0.0	0.3
Friday, August 09, 2013	12:50	0:10	45	57	46	41	191	5.0	173	18	0.0	0.0	0.0
Friday, August 09, 2013	13:00	0:10	44	60	44	39	99	4.3	175	18	0.0	0.0	0.3
Friday, August 09, 2013	13:10	0:10	46	62	48	41	65	4.1	172	18	0.0	0.0	0.0
Friday, August 09, 2013	13:20	0:10	46	62	49	41	51	3.8	172	18	0.0	0.0	0.0
Friday, August 09, 2013	13:30	0:10	41	53	43	37	256	5.8	178	18	0.0	0.0	0.0
Friday, August 09, 2013	13:40	0:10	40	51	42	38	382	6.5	183	18	0.0	0.0	0.0
Friday, August 09, 2013	13:50	0:10	44	52	46	40	178	5.6	187	19	0.0	0.0	0.0
Friday, August 09, 2013	14:00	0:10	42	54	44	38	-4	5.4	184	19	0.0	0.0	0.0
Friday, August 09, 2013	14:10	0:10	46	54	48	44	-4	4.5	189	19	0.0	0.0	0.0
Friday, August 09, 2013	14:20	0:10	46	58	48	43	-4	5.5	187	19	0.0	0.0	0.0
Friday, August 09, 2013	14:30	0:10	42	53	44	40	-4	4.9	189	19	0.0	0.0	0.5
Friday, August 09, 2013	14:40	0:10	50	58	52	42	-4	5.1	185	19	0.0	0.0	0.3
Friday, August 09, 2013	14:50	0:10	47	56	50	44	-2	5.6	183	19	0.0	0.0	0.0
Friday, August 09, 2013	15:00	0:10	48	62	50	46	80	5.6	180	19	0.0	0.0	0.5
Friday, August 09, 2013	15:10	0:10	60	70	63	44	43	4.1	194	19	0.0	0.0	0.0
Friday, August 09, 2013	15:20	0:10	58	66	62	50	16	3.7	180	19	0.0	0.0	0.0
Friday, August 09, 2013	15:30	0:10	54	66	58	48	81	4.7	181	19	0.0	0.0	0.3
Friday, August 09, 2013	15:40	0:10	52	66	55	49	268	5.5	177	19	0.0	0.0	0.0
Friday, August 09, 2013	15:50	0:10	50	65	52	45	134	4.8	189	19	0.0	0.0	1.5
Friday, August 09, 2013	16:00	0:10	51	63	53	47	554	7.4	193	19	0.0	0.0	0.3
Friday, August 09, 2013	16:10	0:10	51	63	53	47	473	7.3	193	19	0.0	0.0	0.3
Friday, August 09, 2013	16:20	0:10	49	58	50	47	349	6.2	193	19	0.0	0.0	0.0
Friday, August 09, 2013	16:30	0:10	51	61	52	48	279	5.8	194	19	0.0	0.0	0.3
Friday, August 09, 2013	16:40	0:10	50	64	52	47	174	5.3	194	19	0.0	0.0	0.0
Friday, August 09, 2013	16:50	0:10	47	62	50	45	57	3.7	219	19	0.0	1.1	0.0
Friday, August 09, 2013	17:00	0:10	43	59	45	40	2	2.9	284	19	0.2	1.3	0.0
Friday, August 09, 2013	17:10	0:10	48	64	47	39	-5	1.9	298	19	0.0	0.0	0.0
Friday, August 09, 2013	17:20	0:10	48	65	49	38	-5	0.6	305	19	0.0	0.4	0.0

Table A-2: Location B Summer Compliance Evaluation

Date	Time	Duration	Leq	Lmax	L(10)	L(90)	WT E2	WT E2	Onsite Met	Onsite Met	Loc. 6	Loc. 6	Loc. 6
	Start Time	(min)	(dBA)	(dBA)	(dBA)	(dBA)	Output (kW)	HH WS (m/s)	WD @ 75m (degrees)	Temp. (°C)	Avg. WS @ 2m (m/s)	Gust WS @ 2m (m/s)	Precip. (mm)
Friday, August 09, 2013	17:30	0:10	42	57	45	37	-4	1.1	309	20	0.0	0.7	0.0
Friday, August 09, 2013	17:40	0:10	40	51	41	37	26	3.3	297	19	0.2	1.3	0.0
Friday, August 09, 2013	17:50	0:10	45	69	47	38	109	4.7	303	19	0.2	1.5	0.0
Friday, August 09, 2013	18:00	0:10	45	71	44	36	150	5.1	311	19	0.4	2.0	0.0
Friday, August 09, 2013	18:10	0:10	43	65	44	38	164	5.1	318	19	0.0	0.6	0.0
Friday, August 09, 2013	18:20	0:10	44	66	46	38	89	4.1	326	19	0.0	0.2	0.0
Friday, August 09, 2013	18:30	0:10	49	79	46	39	212	5.4	309	19	0.2	1.9	0.0
Friday, August 09, 2013	18:40	0:10	48	68	50	39	405	6.8	308	19	0.0	1.7	0.0
Friday, August 09, 2013	18:50	0:10	49	70	51	40	401	6.7	306	19	0.0	0.0	0.0
Friday, August 09, 2013	19:00	0:10	45	67	48	39	658	7.9	302	19	0.0	0.6	0.0
Friday, August 09, 2013	19:10	0:10	46	66	48	38	497	7.1	310	19	0.0	0.9	0.0
Friday, August 09, 2013	19:20	0:10	50	74	52	41	451	6.8	307	19	0.0	0.6	0.0
Friday, August 09, 2013	19:30	0:10	49	70	52	40	268	6.0	310	19	0.0	0.0	0.0
Friday, August 09, 2013	19:40	0:10	41	63	43	37	237	5.8	311	19	0.0	0.2	0.0
Friday, August 09, 2013	19:50	0:10	48	69	51	38	313	6.3	324	19	0.0	0.0	0.0
Friday, August 09, 2013	20:00	0:10	46	65	49	37	316	6.2	323	19	0.0	0.0	0.0
Friday, August 09, 2013	20:10	0:10	43	61	45	36	414	6.8	330	18	0.0	0.0	0.0
Friday, August 09, 2013	20:20	0:10	40	61	43	34	273	6.1	343	18	0.0	0.0	0.0
Friday, August 09, 2013	20:30	0:10	41	60	43	34	175	5.3	343	18	0.0	0.4	0.0
Friday, August 09, 2013	20:40	0:10	42	63	45	35	204	5.5	328	18	0.0	0.0	0.0
Friday, August 09, 2013	20:50	0:10	41	55	43	35	173	5.3	323	18	0.0	0.0	0.0
Friday, August 09, 2013	21:00	0:10	37	52	40	34	217	5.7	320	18	0.0	0.0	0.0
Friday, August 09, 2013	21:10	0:10	43	67	45	36	288	6.2	314	18	0.0	0.0	0.0
Friday, August 09, 2013	21:20	0:10	39	53	41	35	309	6.2	308	18	0.0	0.0	0.0
Friday, August 09, 2013	21:30	0:10	38	56	40	34	285	6.2	299	18	0.0	0.0	0.0
Friday, August 09, 2013	21:40	0:10	37	58	38	34	410	6.8	291	18	0.0	0.0	0.0
Friday, August 09, 2013	21:50	0:10	37	57	38	34	543	7.4	292	18	0.0	0.0	0.0
Friday, August 09, 2013	22:00	0:10	37	51	38	34	560	7.6	291	18	0.0	0.0	0.0
Friday, August 09, 2013	22:10	0:10	37	49	39	34	485	7.2	295	18	0.0	0.0	0.0
Friday, August 09, 2013	22:20	0:10	36	49	38	34	467	7.1	296	18	0.0	0.0	0.0
Friday, August 09, 2013	22:30	0:10	37	47	39	34	532	7.4	287	18	0.0	0.0	0.0
Friday, August 09, 2013	22:40	0:10	37	52	39	34	523	7.4	275	18	0.0	0.0	0.0
Friday, August 09, 2013	22:50	0:10	35	50	37	33	888	8.7	274	18	0.0	1.3	0.0
Friday, August 09, 2013	23:00	0:10	36	45	38	32	739	8.2	273	18	0.0	0.4	0.0
Friday, August 09, 2013	23:10	0:10	34	42	35	32	549	7.3	270	18	0.0	0.6	0.0
Friday, August 09, 2013	23:20	0:10	34	51	35	32	505	7.1	272	18	0.0	1.5	0.0
Friday, August 09, 2013	23:30	0:10	34	56	35	32	710	8.0	271	18	0.0	1.1	0.0
Friday, August 09, 2013	23:40	0:10	33	44	34	32	777	8.4	272	18	0.2	1.9	0.0
Friday, August 09, 2013	23:50	0:10	33	43	36	32	1037	9.0	271	18	0.6	2.4	0.0
Saturday, August 10, 2013	0:00	0:10	34	42	36	32	947	8.7	272	18	0.2	1.9	0.0
Saturday, August 10, 2013	0:10	0:10	33	41	35	31	882	8.5	271	18	0.6	4.1	0.0
Saturday, August 10, 2013	0:20	0:10	33	44	34	31	686	7.8	273	18	0.6	3.2	0.0
Saturday, August 10, 2013	0:30	0:10	37	43	39	33	1070	8.9	279	18	0.7	2.8	0.0
Saturday, August 10, 2013	0:40	0:10	37	42	39	32	1380	9.9	282	18	0.4	2.6	0.0
Saturday, August 10, 2013	0:50	0:10	37	43	41	32	1769	11.2	280	18	0.6	3.9	0.0
Saturday, August 10, 2013	1:00	0:10	37	42	38	36	1830	11.6	276	18	0.0	2.2	0.0
Saturday, August 10, 2013	1:10	0:10	36	45	38	32	1689	10.8	275	18	0.0	0.4	0.0
Saturday, August 10, 2013	1:20	0:10	33	44	36	31	1712	10.9	277	18	0.0	0.7	0.0
Saturday, August 10, 2013	1:30	0:10	35	45	37	31	1705	11.0	277	18	0.0	0.4	0.0
Saturday, August 10, 2013	1:40	0:10	38	46	41	31	1485	10.3	275	18	0.0	2.0	0.0
Saturday, August 10, 2013	1:50	0:10	37	49	41	31	1741	10.9	276	18	0.2	2.4	0.0
Saturday, August 10, 2013	2:00	0:10	32	42	33	31	240	11.0	275	18	0.0	0.4	0.0
Saturday, August 10, 2013	2:10	0:10	31	40	32	30	-4	11.4	276	18	0.0	0.4	0.0
Saturday, August 10, 2013	2:20	0:10	32	45	34	30	-4	11.6	275	18	0.2	3.2	0.0
Saturday, August 10, 2013	2:30	0:10	34	45	38	31	-4	12.8	274	18	0.4	3.7	0.0
Saturday, August 10, 2013	2:40	0:10	35	54	37	31	-4	12.0	275	17	1.1	5.4	0.0
Saturday, August 10, 2013	2:50	0:10	32	49	33	31	-4	11.8	277	17	1.5	6.5	0.0
Saturday, August 10, 2013	3:00	0:10	32	43	32	31	294	10.8	279	17	1.3	4.8	0.0
Saturday, August 10, 2013	3:10	0:10	32	43	33	31	1576	10.6	279	17	1.1	5.9	0.0
Saturday, August 10, 2013	3:20	0:10	32	47	33	31	1035	8.7	283	17	1.3	5.4	0.0
Saturday, August 10, 2013	3:30	0:10	32	48	33	30	1406	10.2	284	17	1.5	5.7	0.0
Saturday, August 10, 2013	3:40	0:10	32	44	33	30	1353	9.9	287	17	1.3	4.4	0.0
Saturday, August 10, 2013	3:50	0:10	34	49	36	31	1770	11.8	288	17	1.1	4.1	0.0
Saturday, August 10, 2013	4:00	0:10	32	45	34	30	1945	12.8	289	17	0.9	3.5	0.0
Saturday, August 10, 2013	4:10	0:10	32	44	34	30	1923	12.8	293	17	0.7	4.3	0.0
Saturday, August 10, 2013	4:20	0:10	32	45	35	30	1925	12.4	291	16	0.4	3.0	0.0
Saturday, August 10, 2013	4:30	0:10	32	45	35	30	1875	12.5	287	16	0.4	3.3	0.0
Saturday, August 10, 2013	4:40	0:10	32	46	34	30	1784	12.2	289	16	0.4	3.0	0.0
Saturday, August 10, 2013	4:50	0:10	35	60	38	30	1875	12.8	292	16	0.6	3.3	0.0
Saturday, August 10, 2013	5:00	0:10	33	50	36	29	1998	15.2	296	16	0.7	3.7	0.0
Saturday, August 10, 2013	5:10	0:10	34	48	38	30	2000	15.3	300	16	0.4	3.0	0.0
Saturday, August 10, 2013	5:20	0:10	36	49	39	31	1997	14.6	302	16	0.4	3.0	0.0
Saturday, August 10, 2013	5:30	0:10	40	51	44	31	1997	14.3	302	16	0.4	2.4	0.0
Saturday, August 10, 2013	5:40	0:10	39	52	42	33	1993	14.5	302	15	0.2	2.4	0.0
Saturday, August 10, 2013	5:50	0:10	37	49	41	31	2000	15.7	301	15	0.2	2.2	0.0
Saturday, August 10, 2013	6:00	0:10	42	58	46	32	1984	14.0	303	15	0.0	2.2	0.0
Saturday, August 10, 2013	6:10	0:10	42	52	46	34	1978	13.6	301	15	0.0	1.1	0.0
Saturday, August 10, 2013	6:20	0:10	38	54	41	31	1987	13.1	301	15	0.4	2.8	0.0
Saturday, August 10, 2013	6:30	0:10	42	59	45	32	1586	10.9	300	15	0.2	2.2	0.0
Saturday, August 10, 2013	6:40	0:10	46	65	46	35	1307	9.9	299	15	0.0	2.0	0.0
Saturday, August 10, 2013	6:50	0:10	44	64	43	32	956	9.0	300	15	0.0	0.9	0.0
Saturday, August 10, 2013	7:00	0:10	45	63	47	37	617	7.6	299	15	0.0	0.4	0.0
Saturday, August 10, 2013	7:10	0:10	44	66	46	37	411	6.6	286	15	0.2	3.5	0.0
Saturday, August 10, 2013	7:20	0:10	43	61	46	37	192	5.4	286	15	0.2	2.4	0.0
Saturday, August 10, 2013	7:30	0:10	43	63	46	36	431	6.8	282	15	0.0	0.7	0.0
Saturday, August 10, 2013	7:40	0:10	44	62	47	37	482	7.0	279	15	0.0	1.5	0.0
Saturday, August 10, 2013	7:50	0:10	49	73	49	36	508	7.0	281	16	0.2	3.3	0.0
Saturday, August 10, 2013	8:00	0:10	42	64	44	34	435	6.6	280	16	0.2	2.6	0.0
Saturday, August 10, 2013	8:10	0:10	47	67	46	37	450	6.8	274	16	0.2	2.6	0.0
Saturday, August 10, 2013	8:20	0:10	41	55	44	35	697	7.7	256	16	0.4	3.2	0.0
Saturday, August 10, 2013	8:30	0:10	44	65	45	37	603	7.5	266	16	0.2	2.2	0.0
Saturday, August 10, 2013	8:40	0:10	45	61	47	39	567	7.2	268	17	0.4	3.9	0.0
Saturday, August 10, 2013	8:50	0:10	47	68	50	39	919	8.5	267	17	0.4	3.2	0.0

Table A-2: Location B Summer Compliance Evaluation

Date	Time	Duration	Leq	Lmax	L(10)	L(90)	WT E2	WT E2	Onsite Met	Onsite Met	Loc. 6	Loc. 6	Loc. 6
	Start Time	(min)	(dBA)	(dBA)	(dBA)	(dBA)	Output (kW)	HH WS (m/s)	WD @ 75m (degrees)	Temp. (°C)	Avg. WS @ 2m (m/s)	Gust WS @ 2m (m/s)	Precip. (mm)
Saturday, August 10, 2013	9:00	0:10	45	64	47	39	1256	9.7	275	17	0.2	3.2	0.0
Saturday, August 10, 2013	9:10	0:10	49	73	48	39	862	8.3	280	17	0.4	3.0	0.0
Saturday, August 10, 2013	9:20	0:10	48	65	50	41	603	7.4	283	18	1.1	5.7	0.0
Saturday, August 10, 2013	9:30	0:10	43	56	45	39	1145	9.4	275	17	1.1	5.2	0.0
Saturday, August 10, 2013	9:40	0:10	45	59	48	40	696	7.9	291	18	1.1	4.6	0.0
Saturday, August 10, 2013	9:50	0:10	45	62	48	39	559	7.5	290	18	1.9	5.2	0.0
Saturday, August 10, 2013	10:00	0:10	45	64	47	40	575	7.5	295	18	2.0	4.4	0.0
Saturday, August 10, 2013	10:10	0:10	46	62	48	43	772	8.2	296	18	2.2	6.3	0.0
Saturday, August 10, 2013	10:20	0:10	46	64	49	42	1435	10.6	314	18	1.7	4.3	0.0
Saturday, August 10, 2013	10:30	0:10	46	61	49	41	954	9.1	317	18	1.5	3.9	0.0
Saturday, August 10, 2013	10:40	0:10	49	65	52	44	1464	10.6	314	19	2.0	4.8	0.0
Saturday, August 10, 2013	10:50	0:10	47	64	50	44	1611	11.5	306	18	2.0	5.6	0.0
Saturday, August 10, 2013	11:00	0:10	48	65	50	42	1723	11.2	307	19	2.6	5.6	0.0
Saturday, August 10, 2013	11:10	0:10	47	62	49	43	743	8.2	300	19	2.2	4.8	0.0
Saturday, August 10, 2013	11:20	0:10	47	63	50	42	1458	11.8	322	19	1.9	5.6	0.0
Saturday, August 10, 2013	11:30	0:10	48	56	50	43	1688	11.8	308	19	1.7	4.3	0.0
Saturday, August 10, 2013	11:40	0:10	46	56	49	42	1816	12.4	298	19	2.6	7.0	0.0
Saturday, August 10, 2013	11:50	0:10	45	59	48	41	1801	12.2	293	19	2.2	6.7	0.0
Saturday, August 10, 2013	12:00	0:10	51	68	54	46	1425	10.5	305	19	2.4	6.1	0.0
Saturday, August 10, 2013	12:10	0:10	47	57	50	41	1163	9.7	309	19	2.6	5.2	0.0
Saturday, August 10, 2013	12:20	0:10	46	53	48	41	1727	12.8	291	19	2.2	5.6	0.0
Saturday, August 10, 2013	12:30	0:10	48	57	51	43	1950	14.0	316	19	2.8	7.0	0.0
Saturday, August 10, 2013	12:40	0:10	47	69	49	42	1860	12.8	312	20	2.0	5.6	0.0
Saturday, August 10, 2013	12:50	0:10	48	58	51	44	1964	13.9	308	19	2.6	6.3	0.0
Saturday, August 10, 2013	13:00	0:10	48	58	51	45	1980	14.6	309	19	2.4	5.2	0.0
Saturday, August 10, 2013	13:10	0:10	48	60	52	43	1803	12.5	305	19	2.0	5.0	0.0
Saturday, August 10, 2013	13:20	0:10	47	55	49	43	1986	14.6	305	19	2.2	8.0	0.0
Saturday, August 10, 2013	13:30	0:10	48	58	51	43	1970	15.0	302	20	2.8	7.0	0.0
Saturday, August 10, 2013	13:40	0:10	49	58	52	43	1962	13.5	304	20	2.2	5.7	0.0
Saturday, August 10, 2013	13:50	0:10	46	55	49	42	1092	10.1	302	20	2.6	5.7	0.0
Saturday, August 10, 2013	14:00	0:10	48	58	52	40	-4	9.4	303	20	2.8	6.7	0.0
Saturday, August 10, 2013	14:10	0:10	48	57	51	43	-4	11.2	289	20	2.6	5.4	0.0
Saturday, August 10, 2013	14:20	0:10	47	54	50	42	-4	12.1	292	20	2.6	6.7	0.0
Saturday, August 10, 2013	14:30	0:10	46	56	49	43	-4	10.9	303	20	3.2	6.9	0.0
Saturday, August 10, 2013	14:40	0:10	46	56	48	41	-4	10.3	297	20	2.8	6.1	0.0
Saturday, August 10, 2013	14:50	0:10	45	52	47	42	-3	9.0	296	20	2.2	5.4	0.0
Saturday, August 10, 2013	15:00	0:10	48	60	52	43	795	10.1	294	20	2.6	6.1	0.0
Saturday, August 10, 2013	15:10	0:10	46	59	48	42	1402	10.5	301	20	2.6	5.9	0.0
Saturday, August 10, 2013	15:20	0:10	44	55	46	40	1692	11.5	300	20	1.9	5.0	0.0
Saturday, August 10, 2013	15:30	0:10	44	52	47	40	1826	11.7	304	20	2.0	5.2	0.0
Saturday, August 10, 2013	15:40	0:10	44	57	46	40	789	8.0	306	20	2.0	5.9	0.0
Saturday, August 10, 2013	15:50	0:10	48	62	52	43	1475	11.0	302	20	2.4	6.3	0.0
Saturday, August 10, 2013	16:00	0:10	58	87	53	43	1443	10.3	302	20	1.9	5.0	0.0
Saturday, August 10, 2013	16:10	0:10	50	74	52	41	903	8.8	310	20	1.3	3.7	0.0
Saturday, August 10, 2013	16:20	0:10	49	71	52	42	1289	10.3	308	20	1.7	4.4	0.0
Saturday, August 10, 2013	16:30	0:10	54	81	52	43	1237	10.1	298	20	2.2	6.1	0.0
Saturday, August 10, 2013	16:40	0:10	49	65	52	42	1366	10.2	305	20	1.9	4.1	0.0
Saturday, August 10, 2013	16:50	0:10	56	76	61	42	1347	10.3	308	20	2.0	4.1	0.0
Saturday, August 10, 2013	17:00	0:10	47	65	50	42	1152	9.5	319	20	1.5	3.9	0.0
Saturday, August 10, 2013	17:10	0:10	47	63	50	42	1296	10.1	318	19	1.5	4.3	0.0
Saturday, August 10, 2013	17:20	0:10	45	53	47	42	1506	11.1	311	19	1.3	3.9	0.0
Saturday, August 10, 2013	17:30	0:10	50	69	50	41	1668	11.3	310	19	1.7	3.3	0.0
Saturday, August 10, 2013	17:40	0:10	44	53	46	41	1756	11.9	315	19	2.2	6.3	0.0
Saturday, August 10, 2013	17:50	0:10	46	62	48	40	1497	10.7	307	19	1.9	4.3	0.0
Saturday, August 10, 2013	18:00	0:10	43	52	46	39	1134	9.7	308	19	1.9	5.4	0.0
Saturday, August 10, 2013	18:10	0:10	43	57	45	39	1127	9.5	310	18	1.5	3.2	0.0
Saturday, August 10, 2013	18:20	0:10	44	63	45	39	1058	9.2	314	18	1.3	3.3	0.0
Saturday, August 10, 2013	18:30	0:10	45	63	47	40	993	9.1	310	18	1.5	3.5	0.0
Saturday, August 10, 2013	18:40	0:10	41	50	43	38	1230	9.9	315	17	0.9	3.3	0.0
Saturday, August 10, 2013	18:50	0:10	45	71	47	39	1000	9.0	312	17	0.6	1.9	0.0
Saturday, August 10, 2013	19:00	0:10	47	67	50	40	604	7.6	309	17	0.6	2.2	0.0
Saturday, August 10, 2013	19:10	0:10	45	62	48	38	666	7.9	314	17	0.7	2.0	0.0
Saturday, August 10, 2013	19:20	0:10	43	62	46	37	598	7.7	315	16	0.9	2.8	0.0
Saturday, August 10, 2013	19:30	0:10	45	62	48	38	641	7.8	314	16	1.3	3.2	0.0
Saturday, August 10, 2013	19:40	0:10	45	66	47	37	603	7.7	318	16	1.3	3.0	0.0
Saturday, August 10, 2013	19:50	0:10	44	63	46	37	920	8.6	322	15	0.6	2.8	0.0
Saturday, August 10, 2013	20:00	0:10	45	62	48	37	869	8.5	321	15	0.2	1.5	0.0
Saturday, August 10, 2013	20:10	0:10	45	59	48	38	755	8.1	322	15	0.4	1.7	0.0
Saturday, August 10, 2013	20:20	0:10	43	56	45	38	568	7.5	324	15	0.0	0.0	0.0
Saturday, August 10, 2013	20:30	0:10	46	65	48	38	568	7.4	330	14	0.4	1.7	0.0
Saturday, August 10, 2013	20:40	0:10	51	81	50	36	687	7.9	329	14	0.7	1.9	0.0
Saturday, August 10, 2013	20:50	0:10	50	73	50	37	574	7.5	326	14	0.7	2.6	0.0
Saturday, August 10, 2013	21:00	0:10	50	69	52	37	794	8.3	325	14	0.0	0.4	0.0
Saturday, August 10, 2013	21:10	0:10	41	60	43	36	641	7.8	327	13	0.0	0.0	0.0
Saturday, August 10, 2013	21:20	0:10	42	60	45	36	676	7.8	330	13	0.0	0.2	0.0
Saturday, August 10, 2013	21:30	0:10	41	57	45	35	586	7.4	334	13	0.0	0.0	0.0
Saturday, August 10, 2013	21:40	0:10	39	59	41	34	608	7.6	331	13	0.0	0.0	0.0
Saturday, August 10, 2013	21:50	0:10	41	59	43	35	544	7.4	328	13	0.0	0.0	0.0
Saturday, August 10, 2013	22:00	0:10	41	58	44	34	468	7.0	329	12	0.0	0.0	0.0
Saturday, August 10, 2013	22:10	0:10	42	64	45	35	316	6.3	330	12	0.0	0.0	0.0
Saturday, August 10, 2013	22:20	0:10	37	61	39	30	302	6.1	328	12	0.0	0.0	0.0
Saturday, August 10, 2013	22:30	0:10	36	49	38	31	466	7.1	326	12	0.0	0.0	0.0
Saturday, August 10, 2013	22:40	0:10	37	57	40	32	399	6.8	329	12	0.0	0.0	0.0
Saturday, August 10, 2013	22:50	0:10	41	60	44	33	492	7.1	328	12	0.0	0.0	0.0
Saturday, August 10, 2013	23:00	0:10	42	58	45	32	436	6.8	325	12	0.0	0.0	0.0
Saturday, August 10, 2013	23:10	0:10	42	59	45	32	436	6.8	326	12	0.0	0.0	0.0
Saturday, August 10, 2013	23:20	0:10	42	59	45	32	429	6.8	324	12	0.0	0.0	0.0
Saturday, August 10, 2013	23:30	0:10	41	61	44	31	472	6.9	321	12	0.0	0.0	0.0
Saturday, August 10, 2013	23:40	0:10	42	64	45	32	524	7.2	320	12	0.0	0.0	0.0
Saturday, August 10, 2013	23:50	0:10	39	60	42	31	451	6.9	320	12	0.0	0.0	0.0
Sunday, August 11, 2013	0:00	0:10	46	71	48	31	481	7.1	320	12	0.0	0.0	0.0
Sunday, August 11, 2013	0:10	0:10	37	57	40	30	461	6.9	317	12	0.0	0.0	0.0
Sunday, August 11, 2013	0:20	0:10	38	60	40	28	428	6.8	314	12	0.0	0.0	0.0

Table A-2: Location B Summer Compliance Evaluation

Date	Time	Duration	Leq	Lmax	L(10)	L(90)	WT E2	WT E2	Onsite Met	Onsite Met	Loc. 6	Loc. 6	Loc. 6
	Start Time	(min)	(dBA)	(dBA)	(dBA)	(dBA)	Output (kW)	HH WS (m/s)	WD @ 75m (degrees)	Temp. (°C)	Avg. WS @ 2m (m/s)	Gust WS @ 2m (m/s)	Precip. (mm)
Sunday, August 11, 2013	0:30	0:10	30	44	33	25	354	6.4	313	11	0.0	0.0	0.0
Sunday, August 11, 2013	0:40	0:10	31	48	34	26	324	6.2	312	11	0.0	0.0	0.0
Sunday, August 11, 2013	0:50	0:10	31	42	35	25	311	6.2	309	11	0.0	0.0	0.0
Sunday, August 11, 2013	1:00	0:10	29	41	31	24	364	6.4	307	11	0.0	0.0	0.0
Sunday, August 11, 2013	1:10	0:10	28	36	31	24	321	6.2	307	11	0.0	0.0	0.0
Sunday, August 11, 2013	1:20	0:10	27	42	30	24	446	6.9	305	11	0.0	0.0	0.0
Sunday, August 11, 2013	1:30	0:10	27	35	29	24	486	7.2	302	11	0.0	0.0	0.0
Sunday, August 11, 2013	1:40	0:10	26	35	28	25	476	7.0	300	11	0.0	0.0	0.0
Sunday, August 11, 2013	1:50	0:10	27	46	30	24	568	7.4	295	11	0.0	0.0	0.0
Sunday, August 11, 2013	2:00	0:10	31	45	35	24	20	7.5	291	11	0.0	0.0	0.0
Sunday, August 11, 2013	2:10	0:10	25	34	28	23	-4	7.7	292	11	0.0	0.0	0.0
Sunday, August 11, 2013	2:20	0:10	27	40	29	22	-4	8.1	292	11	0.0	0.0	0.0
Sunday, August 11, 2013	2:30	0:10	26	49	29	23	-4	8.9	292	11	0.0	0.0	0.0
Sunday, August 11, 2013	2:40	0:10	27	49	29	22	-4	9.2	296	11	0.0	0.0	0.0
Sunday, August 11, 2013	2:50	0:10	23	36	24	22	-4	9.6	297	11	0.0	0.0	0.0
Sunday, August 11, 2013	3:00	0:10	27	37	30	24	1181	9.7	296	11	0.0	0.0	0.0
Sunday, August 11, 2013	3:10	0:10	26	34	28	24	1106	9.1	300	11	0.0	0.0	0.0
Sunday, August 11, 2013	3:20	0:10	27	36	30	24	1119	9.3	300	11	0.0	0.0	0.0
Sunday, August 11, 2013	3:30	0:10	25	34	26	23	783	8.2	301	11	0.0	0.0	0.0
Sunday, August 11, 2013	3:40	0:10	27	48	29	22	639	7.5	298	11	0.0	0.0	0.0
Sunday, August 11, 2013	3:50	0:10	23	34	24	22	419	6.7	297	11	0.0	0.0	0.0
Sunday, August 11, 2013	4:00	0:10	29	41	31	22	462	6.9	296	10	0.0	0.0	0.0
Sunday, August 11, 2013	4:10	0:10	25	40	28	22	525	7.1	294	10	0.0	0.0	0.0
Sunday, August 11, 2013	4:20	0:10	28	40	32	22	483	6.9	294	10	0.0	0.0	0.0
Sunday, August 11, 2013	4:30	0:10	26	47	29	22	255	5.7	288	10	0.0	0.0	0.0
Sunday, August 11, 2013	4:40	0:10	27	43	31	23	269	5.8	288	10	0.0	0.0	0.0
Sunday, August 11, 2013	4:50	0:10	29	55	33	22	379	6.5	286	10	0.0	0.0	0.0
Sunday, August 11, 2013	5:00	0:10	28	40	30	24	493	6.9	285	10	0.0	0.6	0.0
Sunday, August 11, 2013	5:10	0:10	30	50	33	23	457	6.7	287	10	0.2	1.9	0.0
Sunday, August 11, 2013	5:20	0:10	38	56	41	25	608	7.5	289	10	0.0	0.4	0.0
Sunday, August 11, 2013	5:30	0:10	35	53	38	28	596	7.4	294	10	0.0	0.4	0.0
Sunday, August 11, 2013	5:40	0:10	31	47	35	24	481	6.9	297	10	0.2	1.5	0.0
Sunday, August 11, 2013	5:50	0:10	34	51	38	25	229	5.5	297	10	1.3	3.0	0.0
Sunday, August 11, 2013	6:00	0:10	35	53	39	27	549	7.1	297	10	0.4	3.0	0.0
Sunday, August 11, 2013	6:10	0:10	34	51	37	26	752	7.8	296	10	0.7	2.4	0.0
Sunday, August 11, 2013	6:20	0:10	34	48	37	27	478	6.6	297	11	0.2	1.9	0.0
Sunday, August 11, 2013	6:30	0:10	35	49	38	28	117	4.5	300	11	0.9	2.8	0.0
Sunday, August 11, 2013	6:40	0:10	34	50	36	28	170	4.9	302	11	1.3	2.6	0.0
Sunday, August 11, 2013	6:50	0:10	37	59	41	29	30	3.6	305	11	0.9	3.0	0.0
Sunday, August 11, 2013	7:00	0:10	38	52	42	31	182	4.9	307	12	0.6	2.4	0.0
Sunday, August 11, 2013	7:10	0:10	40	52	44	32	237	5.3	305	12	0.4	2.4	0.0
Sunday, August 11, 2013	7:20	0:10	39	56	42	32	24	3.1	305	12	0.2	2.6	0.0
Sunday, August 11, 2013	7:30	0:10	43	70	46	32	99	4.4	305	13	0.2	1.3	0.0
Sunday, August 11, 2013	7:40	0:10	43	61	45	35	111	4.5	305	13	0.2	2.2	0.0
Sunday, August 11, 2013	7:50	0:10	43	63	45	36	296	6.0	311	13	0.4	1.9	0.0
Sunday, August 11, 2013	8:00	0:10	43	64	46	35	371	6.4	312	14	0.0	1.1	0.0
Sunday, August 11, 2013	8:10	0:10	42	65	45	36	382	6.5	310	14	0.0	1.1	0.0
Sunday, August 11, 2013	8:20	0:10	42	62	45	35	305	6.0	307	14	0.2	1.3	0.0
Sunday, August 11, 2013	8:30	0:10	41	59	44	35	510	7.0	307	14	0.2	1.7	0.0
Sunday, August 11, 2013	8:40	0:10	42	61	42	36	548	7.1	307	14	0.0	1.9	0.0
Sunday, August 11, 2013	8:50	0:10	42	57	44	38	456	6.9	308	15	0.0	0.7	0.0
Sunday, August 11, 2013	9:00	0:10	45	63	49	38	476	7.0	313	15	0.2	1.7	0.0
Sunday, August 11, 2013	9:10	0:10	44	58	47	40	619	7.5	312	15	1.3	3.3	0.0
Sunday, August 11, 2013	9:20	0:10	45	58	47	40	560	7.3	309	15	1.5	5.0	0.0
Sunday, August 11, 2013	9:30	0:10	43	59	45	40	769	8.0	312	16	0.9	3.9	0.0
Sunday, August 11, 2013	9:40	0:10	43	57	45	40	892	8.4	310	16	1.1	4.4	0.0
Sunday, August 11, 2013	9:50	0:10	43	53	45	39	708	7.9	310	16	1.7	3.9	0.0
Sunday, August 11, 2013	10:00	0:10	42	50	45	38	578	7.5	307	16	1.5	3.5	0.0
Sunday, August 11, 2013	10:10	0:10	43	52	45	39	758	8.1	312	17	0.7	4.6	0.0
Sunday, August 11, 2013	10:20	0:10	43	58	45	39	677	7.8	304	16	1.1	3.3	0.0
Sunday, August 11, 2013	10:30	0:10	43	55	45	41	575	7.3	309	17	0.7	3.3	0.0
Sunday, August 11, 2013	10:40	0:10	44	52	46	40	469	6.8	304	17	0.4	2.6	0.0
Sunday, August 11, 2013	10:50	0:10	45	58	48	38	401	6.3	308	17	0.4	2.4	0.0
Sunday, August 11, 2013	11:00	0:10	41	48	43	38	368	6.7	322	17	0.7	3.7	0.0
Sunday, August 11, 2013	11:10	0:10	41	49	43	38	374	6.4	318	18	0.4	3.3	0.0
Sunday, August 11, 2013	11:20	0:10	43	53	47	38	263	6.0	326	18	0.7	3.9	0.0
Sunday, August 11, 2013	11:30	0:10	41	50	44	37	363	6.4	316	18	1.3	4.1	0.0
Sunday, August 11, 2013	11:40	0:10	43	57	46	36	271	6.0	300	18	1.3	5.6	0.0
Sunday, August 11, 2013	11:50	0:10	44	60	47	38	274	5.8	316	19	0.6	3.9	0.0
Sunday, August 11, 2013	12:00	0:10	46	61	49	40	371	6.5	331	19	1.7	4.1	0.0
Sunday, August 11, 2013	12:10	0:10	47	60	50	41	405	6.8	325	19	1.5	3.9	0.0
Sunday, August 11, 2013	12:20	0:10	51	65	56	40	626	7.7	330	19	2.0	4.6	0.0
Sunday, August 11, 2013	12:30	0:10	49	65	51	38	552	7.4	311	19	1.9	7.0	0.0
Sunday, August 11, 2013	12:40	0:10	44	64	47	36	440	6.7	303	18	0.6	2.8	0.0
Sunday, August 11, 2013	12:50	0:10	42	58	44	37	234	5.7	280	20	0.6	2.8	0.0
Sunday, August 11, 2013	13:00	0:10	40	54	43	37	490	7.3	273	20	1.7	4.8	0.0
Sunday, August 11, 2013	13:10	0:10	42	60	44	38	274	5.9	312	19	2.0	4.6	0.0
Sunday, August 11, 2013	13:20	0:10	42	59	45	37	349	6.1	315	18	1.7	3.9	0.0
Sunday, August 11, 2013	13:30	0:10	42	67	43	38	221	5.6	313	19	0.9	2.4	0.0
Sunday, August 11, 2013	13:40	0:10	40	57	42	36	359	6.4	314	19	0.9	3.7	0.0
Sunday, August 11, 2013	13:50	0:10	41	56	43	37	246	5.7	296	18	0.4	2.2	0.0
Sunday, August 11, 2013	14:00	0:10	42	57	44	37	-4	5.7	284	20	0.2	2.2	0.0
Sunday, August 11, 2013	14:10	0:10	40	51	43	36	-4	5.1	299	19	0.6	3.0	0.0
Sunday, August 11, 2013	14:20	0:10	44	60	45	38	-4	5.5	317	19	0.7	2.8	0.0
Sunday, August 11, 2013	14:30	0:10	46	60	49	37	-4	5.5	305	20	0.7	3.3	0.0
Sunday, August 11, 2013	14:40	0:10	46	60	49	38	-4	5.3	298	19	0.7	3.0	0.0
Sunday, August 11, 2013	14:50	0:10	39	54	41	35	-4	7.0	300	20	0.9	3.5	0.0
Sunday, August 11, 2013	15:00	0:10	52	67	55	37	0	6.3	294	20	0.2	3.0	0.0
Sunday, August 11, 2013	15:10	0:10	47	68	48	37	206	5.9	290	19	0.2	1.5	0.0
Sunday, August 11, 2013	15:20	0:10	41	54	44	36	376	6.3	285	19	0.6	2.8	0.0
Sunday, August 11, 2013	15:30	0:10	42	59	44	36	396	6.6	289	20	0.0	0.7	0.0
Sunday, August 11, 2013	15:40	0:10	45	59	49	37	385	6.8	284	20	0.6	2.6	0.0
Sunday, August 11, 2013	15:50	0:10	42	62	44	38	234	5.6	290	19	0.9	3.0	0.0

Table A-2: Location B Summer Compliance Evaluation

Date	Time	Duration	Leq	Lmax	L(10)	L(90)	WT E2	WT E2	Onsite Met	Onsite Met	Loc. 6	Loc. 6	Loc. 6
	Start Time	(min)	(dBA)	(dBA)	(dBA)	(dBA)	Output (kW)	HH WS (m/s)	WD @ 75m (degrees)	Temp. (°C)	Avg. WS @ 2m (m/s)	Gust WS @ 2m (m/s)	Precip. (mm)
Sunday, August 11, 2013	16:00	0:10	45	59	50	37	217	5.6	283	18	1.1	3.0	0.0
Sunday, August 11, 2013	16:10	0:10	41	56	44	36	271	6.0	298	18	1.1	3.3	0.0
Sunday, August 11, 2013	16:20	0:10	49	68	45	37	162	5.1	303	19	1.5	3.7	0.0
Sunday, August 11, 2013	16:30	0:10	44	66	47	37	138	4.8	311	19	0.9	3.2	0.0
Sunday, August 11, 2013	16:40	0:10	44	65	46	38	285	5.9	297	19	0.4	2.6	0.0
Sunday, August 11, 2013	16:50	0:10	42	59	44	36	206	5.4	269	20	0.2	1.5	0.0
Sunday, August 11, 2013	17:00	0:10	42	62	44	35	32	3.5	268	21	0.0	0.7	0.0
Sunday, August 11, 2013	17:10	0:10	42	52	45	36	313	6.3	271	20	0.0	0.0	0.0
Sunday, August 11, 2013	17:20	0:10	41	57	44	35	230	5.5	279	19	0.0	0.7	0.0
Sunday, August 11, 2013	17:30	0:10	41	56	44	36	235	5.6	280	18	0.0	1.1	0.0
Sunday, August 11, 2013	17:40	0:10	51	69	49	39	161	5.1	279	18	0.2	2.2	0.0
Sunday, August 11, 2013	17:50	0:10	41	59	44	35	238	5.7	277	19	0.4	2.2	0.0
Sunday, August 11, 2013	18:00	0:10	42	49	45	37	230	5.5	270	19	0.2	2.4	0.0
Sunday, August 11, 2013	18:10	0:10	42	58	45	37	172	5.3	268	19	0.2	1.7	0.0
Sunday, August 11, 2013	18:20	0:10	44	57	47	39	382	6.6	270	18	0.2	2.2	0.0
Sunday, August 11, 2013	18:30	0:10	44	59	46	39	306	6.1	267	18	0.2	2.2	0.0
Sunday, August 11, 2013	18:40	0:10	43	62	45	38	148	5.0	269	18	0.0	1.7	0.0
Sunday, August 11, 2013	18:50	0:10	41	58	43	36	199	5.5	265	17	0.0	0.7	0.0
Sunday, August 11, 2013	19:00	0:10	44	63	45	38	398	6.6	262	17	0.0	0.0	0.0
Sunday, August 11, 2013	19:10	0:10	43	68	45	38	348	6.3	261	17	0.0	0.0	0.0
Sunday, August 11, 2013	19:20	0:10	42	56	45	38	412	6.6	257	16	0.0	0.0	0.0
Sunday, August 11, 2013	19:30	0:10	40	51	43	36	263	5.9	254	16	0.0	0.0	0.0
Sunday, August 11, 2013	19:40	0:10	41	57	43	37	257	5.8	252	16	0.0	0.0	0.0
Sunday, August 11, 2013	19:50	0:10	41	56	44	36	237	5.7	251	16	0.0	0.0	0.0
Sunday, August 11, 2013	20:00	0:10	51	73	45	34	250	5.9	252	16	0.0	0.0	0.0
Sunday, August 11, 2013	20:10	0:10	39	57	41	35	286	6.1	252	16	0.0	0.0	0.0
Sunday, August 11, 2013	20:20	0:10	39	60	42	34	346	6.5	254	16	0.0	0.0	0.0
Sunday, August 11, 2013	20:30	0:10	39	55	41	36	307	6.1	255	16	0.0	0.0	0.0
Sunday, August 11, 2013	20:40	0:10	40	52	42	36	315	6.2	251	16	0.0	0.0	0.0
Sunday, August 11, 2013	20:50	0:10	39	60	41	35	362	6.5	253	16	0.0	0.0	0.0
Sunday, August 11, 2013	21:00	0:10	39	58	41	32	404	6.7	253	16	0.0	0.0	0.0
Sunday, August 11, 2013	21:10	0:10	38	62	40	35	342	6.4	253	16	0.0	0.0	0.0
Sunday, August 11, 2013	21:20	0:10	38	55	42	32	405	6.7	250	16	0.0	0.0	0.0
Sunday, August 11, 2013	21:30	0:10	41	49	44	38	392	6.5	253	16	0.0	0.0	0.0
Sunday, August 11, 2013	21:40	0:10	39	51	42	35	490	7.0	252	16	0.0	0.0	0.0
Sunday, August 11, 2013	21:50	0:10	38	53	40	35	549	7.3	254	16	0.0	0.0	0.0
Sunday, August 11, 2013	22:00	0:10	36	45	39	33	621	7.5	256	16	0.0	0.0	0.0
Sunday, August 11, 2013	22:10	0:10	34	43	37	30	591	7.6	254	16	0.0	0.0	0.0
Sunday, August 11, 2013	22:20	0:10	35	53	39	30	778	8.1	250	16	0.0	0.0	0.0
Sunday, August 11, 2013	22:30	0:10	35	57	36	31	673	8.0	247	16	0.0	0.0	0.0
Sunday, August 11, 2013	22:40	0:10	37	67	34	30	569	7.4	243	16	0.0	0.0	0.0
Sunday, August 11, 2013	22:50	0:10	35	45	38	29	550	7.3	240	16	0.0	0.0	0.0
Sunday, August 11, 2013	23:00	0:10	33	43	36	29	701	7.9	240	16	0.0	0.0	0.0
Sunday, August 11, 2013	23:10	0:10	31	39	33	29	629	7.7	238	16	0.0	0.0	0.0
Sunday, August 11, 2013	23:20	0:10	37	55	38	30	541	7.2	242	15	0.0	0.2	0.0
Sunday, August 11, 2013	23:30	0:10	31	44	34	29	537	7.2	240	15	0.0	0.9	0.0
Sunday, August 11, 2013	23:40	0:10	31	38	33	29	446	6.7	241	15	0.0	0.0	0.0
Sunday, August 11, 2013	23:50	0:10	33	44	36	29	403	6.5	242	15	0.0	0.0	0.0
Monday, August 12, 2013	0:00	0:10	31	38	33	28	505	7.0	244	15	0.0	0.2	0.0
Monday, August 12, 2013	0:10	0:10	31	43	33	28	589	7.4	246	15	0.0	1.7	0.0
Monday, August 12, 2013	0:20	0:10	31	42	33	28	666	7.7	250	15	0.0	1.3	0.0
Monday, August 12, 2013	0:30	0:10	30	36	32	27	579	7.4	253	15	0.0	1.9	0.0
Monday, August 12, 2013	0:40	0:10	29	36	31	27	530	7.1	264	15	0.0	1.3	0.0
Monday, August 12, 2013	0:50	0:10	28	35	29	26	602	7.5	269	15	0.0	0.2	0.0
Monday, August 12, 2013	1:00	0:10	27	37	29	26	470	6.9	270	15	0.0	0.0	0.0
Monday, August 12, 2013	1:10	0:10	28	37	30	25	364	6.5	277	14	0.0	0.0	0.0
Monday, August 12, 2013	1:20	0:10	25	32	26	24	282	6.1	279	14	0.0	0.0	0.0
Monday, August 12, 2013	1:30	0:10	33	48	35	25	401	6.7	279	14	0.0	0.0	0.0
Monday, August 12, 2013	1:40	0:10	30	47	30	25	429	6.8	284	14	0.0	0.0	0.0
Monday, August 12, 2013	1:50	0:10	30	43	33	24	306	5.9	282	14	0.0	0.0	0.0
Monday, August 12, 2013	2:00	0:10	26	35	30	23	17	5.4	286	14	0.0	0.0	0.0
Monday, August 12, 2013	2:10	0:10	24	42	25	23	-4	6.0	294	14	0.0	0.0	0.0
Monday, August 12, 2013	2:20	0:10	25	33	27	23	-4	5.7	303	14	0.0	0.0	0.0
Monday, August 12, 2013	2:30	0:10	23	37	24	22	-4	4.8	304	14	0.0	0.0	0.0
Monday, August 12, 2013	2:40	0:10	29	44	31	23	-4	4.3	316	14	0.0	0.0	0.0
Monday, August 12, 2013	2:50	0:10	29	43	32	22	-4	4.4	330	14	0.0	0.0	0.0
Monday, August 12, 2013	3:00	0:10	25	40	26	22	64	4.5	328	14	0.0	0.0	0.0
Monday, August 12, 2013	3:10	0:10	25	35	26	22	92	4.6	340	14	0.0	0.0	0.0
Monday, August 12, 2013	3:20	0:10	27	38	32	22	58	4.1	333	14	0.0	0.0	0.0
Monday, August 12, 2013	3:30	0:10	23	38	24	22	45	4.0	330	14	0.0	0.0	0.0
Monday, August 12, 2013	3:40	0:10	28	40	31	22	37	3.9	326	14	0.0	0.0	0.0
Monday, August 12, 2013	3:50	0:10	30	42	35	22	11	3.4	327	14	0.0	0.0	0.0
Monday, August 12, 2013	4:00	0:10	28	38	32	22	-1	3.3	327	13	0.0	0.0	0.0
Monday, August 12, 2013	4:10	0:10	30	43	34	24	38	4.0	317	13	0.0	0.0	0.0
Monday, August 12, 2013	4:20	0:10	32	45	34	23	22	3.7	297	13	0.0	0.0	0.0
Monday, August 12, 2013	4:30	0:10	33	45	38	23	31	3.7	292	13	0.0	0.0	0.0
Monday, August 12, 2013	4:40	0:10	34	46	37	23	12	3.4	297	13	0.0	0.0	0.0
Monday, August 12, 2013	4:50	0:10	32	44	35	25	1	3.2	293	13	0.0	0.0	0.0
Monday, August 12, 2013	5:00	0:10	31	48	36	22	110	4.6	276	13	0.0	0.0	0.0
Monday, August 12, 2013	5:10	0:10	35	56	37	27	279	5.7	272	13	0.0	1.3	0.0
Monday, August 12, 2013	5:20	0:10	37	54	40	29	297	5.9	275	13	0.0	0.0	0.0
Monday, August 12, 2013	5:30	0:10	39	55	42	32	318	5.9	285	13	0.0	0.0	0.0
Monday, August 12, 2013	5:40	0:10	39	50	41	35	254	5.7	292	12	0.0	0.0	0.0
Monday, August 12, 2013	5:50	0:10	38	47	41	33	274	5.9	294	12	0.0	0.0	0.0
Monday, August 12, 2013	6:00	0:10	38	48	41	34	242	5.7	289	12	0.0	0.0	0.0
Monday, August 12, 2013	6:10	0:10	42	54	47	32	205	5.5	291	12	0.0	0.0	0.0
Monday, August 12, 2013	6:20	0:10	39	56	43	32	164	5.0	289	13	0.0	0.0	0.0
Monday, August 12, 2013	6:30	0:10	36	43	38	33	136	4.8	303	14	0.0	0.0	0.0
Monday, August 12, 2013	6:40	0:10	40	49	43	34	138	4.9	299	13	0.0	0.0	0.0
Monday, August 12, 2013	6:50	0:10	39	53	42	34	138	4.9	302	13	0.0	0.0	0.0
Monday, August 12, 2013	7:00	0:10	41	56	43	33	76	4.2	307	13	0.0	0.0	0.0
Monday, August 12, 2013	7:10	0:10	37	50	40	31	47	3.9	304	14	0.0	0.0	0.0
Monday, August 12, 2013	7:20	0:10	40	51	44	35	35	3.9	312	14	0.0	0.0	0.0

Table A-2: Location B Summer Compliance Evaluation

Date	Time	Duration	Leq	Lmax	L(10)	L(90)	WT E2	WT E2	Onsite Met	Onsite Met	Loc. 6	Loc. 6	Loc. 6
	Start Time	(min)	(dBA)	(dBA)	(dBA)	(dBA)	Output (kW)	HH WS (m/s)	WD @ 75m (degrees)	Temp. (°C)	Avg. WS @ 2m (m/s)	Gust WS @ 2m (m/s)	Precip. (mm)
Monday, August 12, 2013	7:30	0:10	41	53	44	33	57	4.2	315	16	0.0	0.0	0.0
Monday, August 12, 2013	7:40	0:10	38	49	41	34	55	4.0	314	17	0.0	0.0	0.0
Monday, August 12, 2013	7:50	0:10	41	50	44	35	92	4.5	315	17	0.0	0.0	0.0
Monday, August 12, 2013	8:00	0:10	40	51	44	35	99	4.5	312	16	0.0	0.0	0.0
Monday, August 12, 2013	8:10	0:10	41	50	44	36	37	3.6	316	17	0.2	1.9	0.0
Monday, August 12, 2013	8:20	0:10	41	49	45	34	53	4.0	317	17	0.2	1.7	0.0
Monday, August 12, 2013	8:30	0:10	38	49	41	33	81	4.1	327	17	0.0	0.0	0.0
Monday, August 12, 2013	8:40	0:10	38	57	40	33	39	3.6	320	18	0.0	0.0	0.0
Monday, August 12, 2013	8:50	0:10	40	51	44	34	71	4.1	321	18	0.0	1.1	0.0
Monday, August 12, 2013	9:00	0:10	37	47	39	33	63	4.1	315	18	0.0	0.0	0.0
Monday, August 12, 2013	9:10	0:10	38	52	41	33	114	4.8	315	19	0.0	0.4	0.0
Monday, August 12, 2013	9:20	0:10	41	53	44	36	121	4.7	303	18	0.4	2.8	0.0
Monday, August 12, 2013	9:30	0:10	39	48	42	34	76	4.2	302	18	0.4	1.9	0.0
Monday, August 12, 2013	9:40	0:10	43	66	41	34	195	5.4	314	18	0.4	2.8	0.0
Monday, August 12, 2013	9:50	0:10	41	48	44	37	187	5.3	313	18	0.2	4.3	0.0
Monday, August 12, 2013	10:00	0:10	41	52	44	37	362	6.5	310	19	0.7	3.5	0.0
Monday, August 12, 2013	10:10	0:10	42	54	44	37	287	6.1	302	19	0.7	3.3	0.0
Monday, August 12, 2013	10:20	0:10	41	54	42	37	345	6.6	309	19	0.7	3.9	0.0
Monday, August 12, 2013	10:30	0:10	41	55	43	36	342	6.5	319	19	0.9	3.0	0.0
Monday, August 12, 2013	10:40	0:10	42	49	44	38	174	5.4	295	19	0.9	3.3	0.0
Monday, August 12, 2013	10:50	0:10	38	46	41	35	135	5.0	307	19	0.0	1.7	0.0
Monday, August 12, 2013	11:00	0:10	38	53	41	34	93	4.5	283	19	0.2	3.0	0.0
Monday, August 12, 2013	11:10	0:10	37	45	39	34	96	4.4	303	19	0.0	0.6	0.0
Monday, August 12, 2013	11:20	0:10	39	49	41	35	16	3.2	306	20	0.6	3.0	0.0
Monday, August 12, 2013	11:30	0:10	37	46	40	33	13	3.1	290	20	0.6	3.0	0.0
Monday, August 12, 2013	11:40	0:10	40	55	43	33	62	4.0	304	19	0.2	2.8	0.0
Monday, August 12, 2013	11:50	0:10	37	48	41	32	9	3.1	273	19	1.3	4.8	0.0
Monday, August 12, 2013	12:00	0:10	38	49	40	34	26	3.6	265	20	0.0	1.5	0.0
Monday, August 12, 2013	12:10	0:10	40	58	42	37	-1	3.1	293	19	0.2	1.5	0.0
Monday, August 12, 2013	12:20	0:10	40	54	41	36	75	4.2	287	20	0.0	0.0	0.0
Monday, August 12, 2013	12:30	0:10	44	66	44	37	58	4.3	297	21			
Monday, August 12, 2013	12:40	0:10	42	58	45	35	265	6.2	271	21			
Monday, August 12, 2013	12:50	0:10	42	54	44	37	572	7.5	301	20			
Monday, August 12, 2013	13:00	0:10	42	56	45	38	412	6.7	308	21			
Monday, August 12, 2013	13:10	0:10	40	57	42	37	321	6.4	293	22			
Monday, August 12, 2013	13:20	0:10	38	58	39	35	275	5.9	293	22			
Monday, August 12, 2013	13:30	0:10	40	46	42	37	28	3.4	300	21			
Monday, August 12, 2013	13:40	0:10	40	53	42	36	6	3.6	285	22			
Monday, August 12, 2013	13:50	0:10	38	51	41	34	47	3.9	270	22			
Monday, August 12, 2013	14:00	0:10	39	53	41	34	134	4.9	270	23			
Monday, August 12, 2013	14:10	0:10	38	47	40	35	269	5.9	271	23			
Monday, August 12, 2013	14:20	0:10	46	64	46	34	144	5.0	284	23			
Monday, August 12, 2013	14:30	0:10	39	52	41	35	402	6.5	269	21			
Monday, August 12, 2013	14:40	0:10	38	48	41	34	339	6.2	268	22			
Monday, August 12, 2013	14:50	0:10	39	59	40	35	200	5.6	267	22			
Monday, August 12, 2013	15:00	0:10	41	55	43	37	318	6.1	231	23			
Monday, August 12, 2013	15:10	0:10	39	51	41	35	155	5.1	224	22			
Monday, August 12, 2013	15:20	0:10	39	60	41	35	198	5.4	221	21			
Monday, August 12, 2013	15:30	0:10	42	53	45	36	153	5.1	229	22			
Monday, August 12, 2013	15:40	0:10	42	68	44	35	101	4.5	229	23			
Monday, August 12, 2013	15:50	0:10	43	58	46	35	281	5.8	237	22			
Monday, August 12, 2013	16:00	0:10	42	57	45	38	611	7.6	236	21			
Monday, August 12, 2013	16:10	0:10	44	64	45	39	603	7.6	244	20			
Monday, August 12, 2013	16:20	0:10	40	56	42	36	432	6.8	254	20			
Monday, August 12, 2013	16:30	0:10	41	62	44	36	400	6.7	250	20			
Monday, August 12, 2013	16:40	0:10	43	60	45	40	906	8.7	248	22			
Monday, August 12, 2013	16:50	0:10	44	58	48	39	657	7.7	260	22			
Monday, August 12, 2013	17:00	0:10	42	53	45	39	684	7.9	242	22			
Monday, August 12, 2013	17:10	0:10	42	50	44	39	642	7.8	266	22			
Monday, August 12, 2013	17:20	0:10	41	50	44	38	509	7.3	273	22			
Monday, August 12, 2013	17:30	0:10	40	47	42	36	614	7.8	256	20			
Monday, August 12, 2013	17:40	0:10	39	48	42	34	389	6.7	274	20			
Monday, August 12, 2013	17:50	0:10	41	50	43	37	332	6.2	275	20			
Monday, August 12, 2013	18:00	0:10	40	57	42	35	243	5.6	269	19			
Monday, August 12, 2013	18:10	0:10	42	59	44	37	406	6.7	274	19			
Monday, August 12, 2013	18:20	0:10	43	59	46	36	449	6.9	273	19			
Monday, August 12, 2013	18:30	0:10	45	69	44	38	545	7.4	281	19			
Monday, August 12, 2013	18:40	0:10	44	72	43	37	435	6.9	284	18			
Monday, August 12, 2013	18:50	0:10	40	61	43	36	401	7.0	287	18			
Monday, August 12, 2013	19:00	0:10	41	55	43	36	529	7.4	285	18			
Monday, August 12, 2013	19:10	0:10	41	62	42	35	451	7.0	282	17			
Monday, August 12, 2013	19:20	0:10	40	64	42	33	341	6.4	274	17			
Monday, August 12, 2013	19:30	0:10	40	65	41	34	423	6.9	274	17			
Monday, August 12, 2013	19:40	0:10	37	54	39	32	400	6.8	270	17			
Monday, August 12, 2013	19:50	0:10	37	52	40	33	291	6.1	270	17			
Monday, August 12, 2013	20:00	0:10	39	49	41	33	174	5.2	269	17			
Monday, August 12, 2013	20:10	0:10	38	51	40	34	205	5.5	268	17			
Monday, August 12, 2013	20:20	0:10	37	48	39	33	273	6.1	266	17			
Monday, August 12, 2013	20:30	0:10	37	57	40	32	211	5.7	263	17			
Monday, August 12, 2013	20:40	0:10	36	55	38	32	231	5.7	254	17			
Monday, August 12, 2013	20:50	0:10	34	45	36	31	225	5.6	253	17			
Monday, August 12, 2013	21:00	0:10	34	52	35	31	189	5.4	254	17			
Monday, August 12, 2013	21:10	0:10	35	47	37	32	254	5.9	249	18			
Monday, August 12, 2013	21:20	0:10	36	45	37	33	233	5.8	247	18			
Monday, August 12, 2013	21:30	0:10	35	45	38	31	199	5.4	245	18			
Monday, August 12, 2013	21:40	0:10	35	42	38	31	134	4.9	241	18			
Monday, August 12, 2013	21:50	0:10	35	48	37	31	52	4.0	236	17			
Monday, August 12, 2013	22:00	0:10	33	45	35	30	10	3.7	237	17			
Monday, August 12, 2013	22:10	0:10	33	40	35	30	12	3.6	234	17			
Monday, August 12, 2013	22:20	0:10	34	43	37	30	-7	2.4	229	17			
Monday, August 12, 2013	22:30	0:10	34	44	37	30	-10	2.6	219	17			
Monday, August 12, 2013	22:40	0:10	41	61	36	30	28	3.7	216	17			
Monday, August 12, 2013	22:50	0:10	32	39	35	29	135	4.9	208	17			

Table A-2: Location B Summer Compliance Evaluation

Date	Time	Duration	Leq	Lmax	L(10)	L(90)	WT E2	WT E2	Onsite Met	Onsite Met	Loc. 6	Loc. 6	Loc. 6
	Start Time	(min)	(dBA)	(dBA)	(dBA)	(dBA)	Output (kW)	HH WS (m/s)	WD @ 75m (degrees)	Temp. (°C)	Avg. WS @ 2m (m/s)	Gust WS @ 2m (m/s)	Precip. (mm)
Monday, August 12, 2013	23:00	0:10	31	41	33	29	50	4.0	199	17			
Monday, August 12, 2013	23:10	0:10	32	42	34	30	14	3.7	199	17			
Monday, August 12, 2013	23:20	0:10	33	41	36	30	3	3.2	198	17			
Monday, August 12, 2013	23:30	0:10	32	46	34	29	13	3.5	197	17			
Monday, August 12, 2013	23:40	0:10	32	39	33	29	30	3.8	204	17			
Monday, August 12, 2013	23:50	0:10	32	45	34	29	8	3.6	208	16			
Tuesday, August 13, 2013	0:00	0:10	32	45	33	29	0	0.0	0	0			
Tuesday, August 13, 2013	0:10	0:10	30	36	32	29	0	0.0	0	0			
Tuesday, August 13, 2013	0:20	0:10	32	45	34	29	0	0.0	0	0			
Tuesday, August 13, 2013	0:30	0:10	31	43	32	28	0	0.0	0	0			
Tuesday, August 13, 2013	0:40	0:10	29	39	30	27	0	0.0	0	0			
Tuesday, August 13, 2013	0:50	0:10	30	44	32	28	0	0.0	0	0			
Tuesday, August 13, 2013	1:00	0:10	36	52	37	28	0	0.0	0	0			
Tuesday, August 13, 2013	1:10	0:10	31	43	32	28	0	0.0	0	0			
Tuesday, August 13, 2013	1:20	0:10	28	38	29	27	0	0.0	0	0			
Tuesday, August 13, 2013	1:30	0:10	31	43	33	27	0	0.0	0	0			
Tuesday, August 13, 2013	1:40	0:10	30	43	33	27	0	0.0	0	0			
Tuesday, August 13, 2013	1:50	0:10	28	37	29	27	0	0.0	0	0			
Tuesday, August 13, 2013	2:00	0:10	28	34	29	27	0	0.0	0	0			
Tuesday, August 13, 2013	2:10	0:10	32	43	34	27	0	0.0	0	0			
Tuesday, August 13, 2013	2:20	0:10	29	41	30	26	0	0.0	0	0			
Tuesday, August 13, 2013	2:30	0:10	31	45	32	26	0	0.0	0	0			
Tuesday, August 13, 2013	2:40	0:10	31	45	32	26	0	0.0	0	0			
Tuesday, August 13, 2013	2:50	0:10	27	41	28	26	0	0.0	0	0			
Tuesday, August 13, 2013	3:00	0:10	28	36	30	26	0	0.0	0	0			
Tuesday, August 13, 2013	3:10	0:10	27	37	27	26	0	0.0	0	0			
Tuesday, August 13, 2013	3:20	0:10	31	43	34	26	0	0.0	0	0			
Tuesday, August 13, 2013	3:30	0:10	27	38	28	26	0	0.0	0	0			
Tuesday, August 13, 2013	3:40	0:10	33	46	34	26	0	0.0	0	0			
Tuesday, August 13, 2013	3:50	0:10	33	48	35	26	0	0.0	0	0			
Tuesday, August 13, 2013	4:00	0:10	30	44	33	26	0	0.0	0	0			
Tuesday, August 13, 2013	4:10	0:10	30	38	33	26	0	0.0	0	0			
Tuesday, August 13, 2013	4:20	0:10	33	44	35	26	0	0.0	0	0			
Tuesday, August 13, 2013	4:30	0:10	31	43	35	25	0	0.0	0	0			
Tuesday, August 13, 2013	4:40	0:10	32	42	35	26	0	0.0	0	0			
Tuesday, August 13, 2013	4:50	0:10	33	54	35	26	0	0.0	0	0			
Tuesday, August 13, 2013	5:00	0:10	35	44	40	27	0	0.0	0	0			
Tuesday, August 13, 2013	5:10	0:10	37	48	41	27	0	0.0	0	0			
Tuesday, August 13, 2013	5:20	0:10	37	48	41	28	0	0.0	0	0			
Tuesday, August 13, 2013	5:30	0:10	38	48	42	32	0	0.0	0	0			
Tuesday, August 13, 2013	5:40	0:10	37	51	41	29	0	0.0	0	0			
Tuesday, August 13, 2013	5:50	0:10	36	44	39	31	0	0.0	0	0			
Tuesday, August 13, 2013	6:00	0:10	36	45	38	31	0	0.0	0	0			
Tuesday, August 13, 2013	6:10	0:10	37	46	40	32	0	0.0	0	0			
Tuesday, August 13, 2013	6:20	0:10	37	47	40	31	0	0.0	0	0			
Tuesday, August 13, 2013	6:30	0:10	38	49	42	32	0	0.0	0	0			
Tuesday, August 13, 2013	6:40	0:10	37	46	40	33	0	0.0	0	0			
Tuesday, August 13, 2013	6:50	0:10	38	55	41	32	0	0.0	0	0			
Tuesday, August 13, 2013	7:00	0:10	39	54	42	34	0	0.0	0	0			
Tuesday, August 13, 2013	7:10	0:10	40	47	43	36	0	0.0	0	0			
Tuesday, August 13, 2013	7:20	0:10	40	49	43	35	0	0.0	0	0			
Tuesday, August 13, 2013	7:30	0:10	40	51	42	35	0	0.0	0	0			
Tuesday, August 13, 2013	7:40	0:10	43	57	47	36	0	0.0	0	0			
Tuesday, August 13, 2013	7:50	0:10	38	55	41	35	0	0.0	0	0			
Tuesday, August 13, 2013	8:00	0:10	39	52	43	34	0	0.0	0	0			
Tuesday, August 13, 2013	8:10	0:10	40	64	39	33	0	0.0	0	0			
Tuesday, August 13, 2013	8:20	0:10	36	50	39	32	0	0.0	0	0			
Tuesday, August 13, 2013	8:30	0:10	39	59	41	34	0	0.0	0	0			
Tuesday, August 13, 2013	8:40	0:10	39	51	42	35	0	0.0	0	0			
Tuesday, August 13, 2013	8:50	0:10	41	56	44	34	0	0.0	0	0			
Tuesday, August 13, 2013	9:00	0:10	40	58	43	35	0	0.0	0	0			
Tuesday, August 13, 2013	9:10	0:10	40	57	43	33	0	0.0	0	0			
Tuesday, August 13, 2013	9:20	0:10	51	58	54	40	0	0.0	0	0			
Tuesday, August 13, 2013	9:30	0:10	55	64	56	51	0	0.0	0	0			
Tuesday, August 13, 2013	9:40	0:10	57	61	58	56	0	0.0	0	0			
Tuesday, August 13, 2013	9:50	0:10	58	62	59	57	0	0.0	0	0			
Tuesday, August 13, 2013	10:00	0:10	58	64	58	56	0	0.0	0	0			
Tuesday, August 13, 2013	10:10	0:10	58	66	60	56	0	0.0	0	0			
Tuesday, August 13, 2013	10:20	0:10	55	65	58	54	0	0.0	0	0			
Tuesday, August 13, 2013	10:30	0:10	56	64	57	55	0	0.0	0	0			
Tuesday, August 13, 2013	10:40	0:10	55	65	56	54	0	0.0	0	0			
Tuesday, August 13, 2013	10:50	0:10	54	66	55	53	0	0.0	0	0			
Tuesday, August 13, 2013	11:00	0:10	54	67	55	54	0	0.0	0	0			
Tuesday, August 13, 2013	11:10	0:10	54	66	55	53	0	0.0	0	0			
Tuesday, August 13, 2013	11:20	0:10	54	62	55	53	0	0.0	0	0			
Tuesday, August 13, 2013	11:30	0:10	53	64	54	53	0	0.0	0	0			
Tuesday, August 13, 2013	11:40	0:10	52	64	53	51	0	0.0	0	0			
Tuesday, August 13, 2013	11:50	0:10	54	59	55	51	0	0.0	0	0			
Tuesday, August 13, 2013	12:00	0:10	54	68	55	53	0	0.0	0	0			
Tuesday, August 13, 2013	12:10	0:10	56	66	58	53	0	0.0	0	0			
Tuesday, August 13, 2013	12:20	0:10	57	64	58	54	0	0.0	0	0			
Tuesday, August 13, 2013	12:30	0:10	55	66	56	53	0	0.0	0	0			
Tuesday, August 13, 2013	12:40	0:10	55	65	55	54	0	0.0	0	0			
Tuesday, August 13, 2013	12:50	0:10	54	61	55	53	0	0.0	0	0			
Tuesday, August 13, 2013	13:00	0:10	60	67	62	55	0	0.0	0	0			
Tuesday, August 13, 2013	13:10	0:10	56	63	58	54	0	0.0	0	0			
Tuesday, August 13, 2013	13:20	0:10	55	68	56	54	0	0.0	0	0			
Tuesday, August 13, 2013	13:30	0:10	52	77	53	49	0	0.0	0	0			
Tuesday, August 13, 2013	13:40	0:10	50	59	51	48	0	0.0	0	0			
Tuesday, August 13, 2013	13:50	0:10	56	64	59	49	0	0.0	0	0			
Tuesday, August 13, 2013	14:00	0:10	52	64	54	49	0	0.0	0	0			
Tuesday, August 13, 2013	14:10	0:10	49	61	51	47	0	0.0	0	0			
Tuesday, August 13, 2013	14:20	0:10	46	57	48	43	0	0.0	0	0			

Table A-2: Location B Summer Compliance Evaluation

Date	Time	Duration	Leq	Lmax	L(10)	L(90)	WT E2	WT E2	Onsite Met	Onsite Met	Loc. 6	Loc. 6	Loc. 6
	Start Time	(min)	(dBA)	(dBA)	(dBA)	(dBA)	Output (kW)	HH WS (m/s)	WD @ 75m (degrees)	Temp. (°C)	Avg. WS @ 2m (m/s)	Gust WS @ 2m (m/s)	Precip. (mm)
Tuesday, August 13, 2013	14:30	0:10	43	64	44	40	0	0.0	0	0			
Tuesday, August 13, 2013	14:40	0:10	41	50	43	39	0	0.0	0	0			
Tuesday, August 13, 2013	14:50	0:10	40	54	41	38	0	0.0	0	0			
Tuesday, August 13, 2013	15:00	0:10	39	53	42	35	0	0.0	0	0			
Tuesday, August 13, 2013	15:10	0:10	41	54	45	35	0	0.0	0	0			
Tuesday, August 13, 2013	15:20	0:10	41	56	44	35	0	0.0	0	0			
Tuesday, August 13, 2013	15:30	0:10	39	56	41	34	0	0.0	0	0			
Tuesday, August 13, 2013	15:40	0:10	40	56	43	34	0	0.0	0	0			
Tuesday, August 13, 2013	15:50	0:10	38	48	42	33	0	0.0	0	0			
Tuesday, August 13, 2013	16:00	0:10	45	62	49	33	0	0.0	0	0			
Tuesday, August 13, 2013	16:10	0:10	46	57	48	42	0	0.0	0	0			
Tuesday, August 13, 2013	16:20	0:10	41	55	43	38	0	0.0	0	0			
Tuesday, August 13, 2013	16:30	0:10	40	51	42	37	0	0.0	0	0			
Tuesday, August 13, 2013	16:40	0:10	40	54	42	37	0	0.0	0	0			
Tuesday, August 13, 2013	16:50	0:10	39	53	41	35	0	0.0	0	0			
Tuesday, August 13, 2013	17:00	0:10	39	61	41	34	0	0.0	0	0			
Tuesday, August 13, 2013	17:10	0:10	39	55	41	35	0	0.0	0	0			
Tuesday, August 13, 2013	17:20	0:10	38	51	41	35	0	0.0	0	0			
Tuesday, August 13, 2013	17:30	0:10	40	52	44	35	0	0.0	0	0			
Tuesday, August 13, 2013	17:40	0:10	55	69	60	42	0	0.0	0	0			
Tuesday, August 13, 2013	17:50	0:10	56	65	59	54	0	0.0	0	0			
Tuesday, August 13, 2013	18:00	0:10	56	65	59	53	0	0.0	0	0			
Tuesday, August 13, 2013	18:10	0:10	51	66	54	47	0	0.0	0	0			
Tuesday, August 13, 2013	18:20	0:10	46	62	47	44	0	0.0	0	0			
Tuesday, August 13, 2013	18:30	0:10	43	51	45	41	0	0.0	0	0			
Tuesday, August 13, 2013	18:40	0:10	45	61	49	40	0	0.0	0	0			
Tuesday, August 13, 2013	18:50	0:10	45	63	47	39	0	0.0	0	0			
Tuesday, August 13, 2013	19:00	0:10	40	52	42	38	0	0.0	0	0			
Tuesday, August 13, 2013	19:10	0:10	40	57	42	38	0	0.0	0	0			
Tuesday, August 13, 2013	19:20	0:10	39	55	40	37	0	0.0	0	0			
Tuesday, August 13, 2013	19:30	0:10	41	52	43	39	0	0.0	0	0			
Tuesday, August 13, 2013	19:40	0:10	40	54	42	38	0	0.0	0	0			
Tuesday, August 13, 2013	19:50	0:10	39	49	41	37	0	0.0	0	0			
Tuesday, August 13, 2013	20:00	0:10	39	52	40	36	0	0.0	0	0			
Tuesday, August 13, 2013	20:10	0:10	61	69	64	42	0	0.0	0	0			
Tuesday, August 13, 2013	20:20	0:10	63	70	67	58	0	0.0	0	0			
Tuesday, August 13, 2013	20:30	0:10	54	64	58	49	0	0.0	0	0			
Tuesday, August 13, 2013	20:40	0:10	47	62	49	45	0	0.0	0	0			
Tuesday, August 13, 2013	20:50	0:10	45	59	46	43	0	0.0	0	0			
Tuesday, August 13, 2013	21:00	0:10	46	54	47	43	0	0.0	0	0			
Tuesday, August 13, 2013	21:10	0:10	43	56	44	41	0	0.0	0	0			
Tuesday, August 13, 2013	21:20	0:10	42	53	43	40	0	0.0	0	0			
Tuesday, August 13, 2013	21:30	0:10	42	65	43	40	0	0.0	0	0			
Tuesday, August 13, 2013	21:40	0:10	41	52	42	39	0	0.0	0	0			
Tuesday, August 13, 2013	21:50	0:10	41	50	42	39	0	0.0	0	0			
Tuesday, August 13, 2013	22:00	0:10	40	49	42	38	0	0.0	0	0			
Tuesday, August 13, 2013	22:10	0:10	39	50	40	37	0	0.0	0	0			
Tuesday, August 13, 2013	22:20	0:10	38	54	40	37	0	0.0	0	0			
Tuesday, August 13, 2013	22:30	0:10	39	51	41	37	0	0.0	0	0			
Tuesday, August 13, 2013	22:40	0:10	38	52	40	36	0	0.0	0	0			
Tuesday, August 13, 2013	22:50	0:10	38	49	39	36	0	0.0	0	0			
Tuesday, August 13, 2013	23:00	0:10	38	53	39	35	0	0.0	0	0			
Tuesday, August 13, 2013	23:10	0:10	37	58	39	35	0	0.0	0	0			
Tuesday, August 13, 2013	23:20	0:10	37	53	38	35	0	0.0	0	0			
Tuesday, August 13, 2013	23:30	0:10	36	54	38	34	0	0.0	0	0			
Tuesday, August 13, 2013	23:40	0:10	36	48	38	34	0	0.0	0	0			
Tuesday, August 13, 2013	23:50	0:10	36	54	38	34	0	0.0	0	0			

Table A-3: Location 1 Summer Compliance Evaluation

Date	Time	Duration	Leq	Lmax	L(10)	L(90)	WT N6	WT N6	Onsite Met	Onsite Met	Loc. 6	Loc. 6	Loc. 6
	Start Time	(min)	(dBA)	(dBA)	(dBA)	(dBA)	Output (kW)	HH WS (m/s)	WD @ 75m (degrees)	Temp. (°C)	Avg. WS @ 2m (m/s)	Gust WS @ 2m (m/s)	Precip. (mm)
Friday, July 19, 2013	8:00	0:10	47	79	41	34	177	5.2	238	23			
Friday, July 19, 2013	8:10	0:10	40	51	43	35	116	4.7	236	23			
Friday, July 19, 2013	8:20	0:10	37	53	39	34	126	4.6	235	23			
Friday, July 19, 2013	8:30	0:10	37	45	40	35	192	5.3	234	23			
Friday, July 19, 2013	8:40	0:10	41	52	44	36	377	6.5	235	23			
Friday, July 19, 2013	8:50	0:10	44	60	47	37	413	6.7	234	23			
Friday, July 19, 2013	9:00	0:10	47	67	49	37	547	7.3	233	24			
Friday, July 19, 2013	9:10	0:10	40	54	42	36	596	7.6	228	23			
Friday, July 19, 2013	9:20	0:10	40	55	40	35	509	7.2	231	23			
Friday, July 19, 2013	9:30	0:10	38	52	39	35	457	6.9	238	23			
Friday, July 19, 2013	9:40	0:10	37	47	38	35	468	6.9	234	23			
Friday, July 19, 2013	9:50	0:10	37	44	39	35	508	7.1	238	23			
Friday, July 19, 2013	10:00	0:10	38	46	40	35	439	7.0	238	23			
Friday, July 19, 2013	10:10	0:10	38	43	39	36	547	7.3	239	23			
Friday, July 19, 2013	10:20	0:10	37	43	39	35	647	7.6	236	23			
Friday, July 19, 2013	10:30	0:10	37	43	39	35	497	7.0	223	24			
Friday, July 19, 2013	10:40	0:10	39	52	42	36	489	7.1	226	24			
Friday, July 19, 2013	10:50	0:10	39	47	41	37	662	7.7	222	25			
Friday, July 19, 2013	11:00	0:10	38	54	40	36	609	7.4	220	25			
Friday, July 19, 2013	11:10	0:10	39	53	42	36	394	6.5	214	26			
Friday, July 19, 2013	11:20	0:10	41	57	43	37	709	7.9	222	26			
Friday, July 19, 2013	11:30	0:10	45	61	48	37	715	8.0	222	26			
Friday, July 19, 2013	11:40	0:10	40	47	43	37	733	7.9	229	26			
Friday, July 19, 2013	11:50	0:10	39	45	43	36	890	8.5	232	25			
Friday, July 19, 2013	12:00	0:10	37	43	40	35	801	8.2	236	26			
Friday, July 19, 2013	12:10	0:10	38	52	40	35	444	6.7	239	27			
Friday, July 19, 2013	12:20	0:10	39	48	42	36	603	7.8	241	27			
Friday, July 19, 2013	12:30	0:10	43	58	46	37	928	8.8	236	27			
Friday, July 19, 2013	12:40	0:10	43	52	46	38	1171	9.5	239	27			
Friday, July 19, 2013	12:50	0:10	45	69	49	38	1208	9.7	245	27			
Friday, July 19, 2013	13:00	0:10	50	79	52	41	1479	11.1	244	27			
Friday, July 19, 2013	13:10	0:10	46	56	49	39	1633	11.9	239	28			
Friday, July 19, 2013	13:20	0:10	51	61	55	41	1718	13.4	245	28			
Friday, July 19, 2013	13:30	0:10	49	59	53	40	1884	14.2	244	28	1.1	3.9	0.0
Friday, July 19, 2013	13:40	0:10	45	53	48	40	1580	12.0	246	28	1.5	5.4	0.0
Friday, July 19, 2013	13:50	0:10	46	55	49	41	1607	11.9	245	28	1.3	5.2	0.0
Friday, July 19, 2013	14:00	0:10	46	54	49	41	1741	11.8	243	28	1.3	5.0	0.0
Friday, July 19, 2013	14:10	0:10	45	62	48	38	1520	11.5	246	28	1.5	5.0	0.0
Friday, July 19, 2013	14:20	0:10	46	54	50	40	1662	12.4	238	28	1.3	4.8	0.0
Friday, July 19, 2013	14:30	0:10	45	53	48	40	1665	12.9	241	29	1.1	5.4	0.0
Friday, July 19, 2013	14:40	0:10	43	65	47	38	1669	11.9	244	29	1.1	4.6	0.0
Friday, July 19, 2013	14:50	0:10	49	59	52	44	1847	13.4	234	29	1.1	5.0	0.0
Friday, July 19, 2013	15:00	0:10	46	54	50	39	1825	13.1	242	29	1.9	6.9	0.0
Friday, July 19, 2013	15:10	0:10	44	53	48	39	1510	11.2	236	29	1.1	5.2	0.0
Friday, July 19, 2013	15:20	0:10	45	54	48	39	1525	11.2	243	29	1.7	6.1	0.0
Friday, July 19, 2013	15:30	0:10	47	54	51	40	1460	11.3	234	29	1.9	7.0	0.0
Friday, July 19, 2013	15:40	0:10	44	52	48	38	1658	11.7	232	29	1.5	5.4	0.0
Friday, July 19, 2013	15:50	0:10	44	52	47	38	1257	9.7	237	29	1.3	5.4	0.0
Friday, July 19, 2013	16:00	0:10	44	53	46	38	1414	10.6	238	29	0.9	5.0	0.0
Friday, July 19, 2013	16:10	0:10	44	53	47	39	1800	12.1	239	29	0.6	3.3	0.0
Friday, July 19, 2013	16:20	0:10	44	56	47	38	1497	10.6	241	29	1.1	6.5	0.0
Friday, July 19, 2013	16:30	0:10	43	51	45	38	1533	11.0	235	29	1.3	4.6	0.0
Friday, July 19, 2013	16:40	0:10	44	52	47	39	1287	10.3	234	29	1.7	5.2	0.0
Friday, July 19, 2013	16:50	0:10	43	54	46	37	1451	11.1	232	29	0.6	3.3	0.0
Friday, July 19, 2013	17:00	0:10	45	55	49	37	1410	10.7	231	29	1.3	5.7	0.0
Friday, July 19, 2013	17:10	0:10	43	53	46	38	1605	11.4	240	29	1.1	4.4	0.0
Friday, July 19, 2013	17:20	0:10	44	55	47	38	1355	10.1	240	29	0.9	5.6	0.0
Friday, July 19, 2013	17:30	0:10	44	63	46	36	686	7.9	246	29	1.3	4.1	0.0
Friday, July 19, 2013	17:40	0:10	39	49	42	35	678	8.0	242	28	0.6	2.8	0.0
Friday, July 19, 2013	17:50	0:10	42	50	46	35	865	8.8	240	28	0.6	3.5	0.0
Friday, July 19, 2013	18:00	0:10	42	50	45	37	1157	9.2	241	28	0.4	3.0	0.0
Friday, July 19, 2013	18:10	0:10	40	53	43	35	805	8.7	240	28	0.9	5.7	0.0
Friday, July 19, 2013	18:20	0:10	43	49	46	36	1178	9.8	244	28	1.3	4.6	0.0
Friday, July 19, 2013	18:30	0:10	41	48	44	36	1602	11.2	245	27	0.9	4.1	0.0
Friday, July 19, 2013	18:40	0:10	41	50	44	37	1387	10.5	238	27	0.6	3.2	0.0
Friday, July 19, 2013	18:50	0:10	39	44	41	36	1336	10.0	241	27	0.9	5.6	0.0
Friday, July 19, 2013	19:00	0:10	42	52	46	36	1539	10.9	240	27	0.9	3.5	0.0
Friday, July 19, 2013	19:10	0:10	40	50	42	36	1658	11.4	244	27	0.7	5.2	0.0
Friday, July 19, 2013	19:20	0:10	39	49	42	35	1726	12.0	243	27	0.4	3.0	0.0
Friday, July 19, 2013	19:30	0:10	38	43	41	35	1394	10.5	243	27	0.2	3.9	0.0
Friday, July 19, 2013	19:40	0:10	38	45	41	35	1514	10.9	244	27	0.4	3.2	0.0
Friday, July 19, 2013	19:50	0:10	38	48	41	35	1553	10.8	245	26	0.4	2.8	0.0
Friday, July 19, 2013	20:00	0:10	38	48	41	35	1680	11.4	242	26	0.4	3.2	0.0
Friday, July 19, 2013	20:10	0:10	41	52	44	35	1593	10.8	241	26	0.2	2.4	0.0
Friday, July 19, 2013	20:20	0:10	41	54	45	36	1616	11.0	239	26	0.2	2.2	0.0
Friday, July 19, 2013	20:30	0:10	39	51	42	35	1671	11.1	241	26	0.4	3.2	0.0
Friday, July 19, 2013	20:40	0:10	39	48	43	35	1824	11.9	242	26	0.0	0.2	0.0
Friday, July 19, 2013	20:50	0:10	40	46	43	36	1862	12.0	243	26	0.2	2.4	0.0
Friday, July 19, 2013	21:00	0:10	40	57	42	36	1732	11.2	241	26	0.0	2.2	0.0
Friday, July 19, 2013	21:10	0:10	40	56	43	35	1621	10.8	243	26	0.0	0.7	0.0
Friday, July 19, 2013	21:20	0:10	57	77	62	36	1777	12.7	259	26	1.7	6.1	0.0
Friday, July 19, 2013	21:30	0:10	61	70	66	50	1220	9.4	295	23	0.6	4.1	0.3
Friday, July 19, 2013	21:40	0:10	58	68	63	47	371	6.5	283	21	0.2	2.0	0.0
Friday, July 19, 2013	21:50	0:10	57	70	61	46	822	8.5	277	21	0.2	1.9	0.5
Friday, July 19, 2013	22:00	0:10	53	74	56	47	951	8.9	287	20	0.2	3.2	0.3
Friday, July 19, 2013	22:10	0:10	45	56	47	43	918	8.5	282	20	0.0	0.0	0.0
Friday, July 19, 2013	22:20	0:10	43	55	45	41	615	7.6	279	20	0.0	0.2	0.0
Friday, July 19, 2013	22:30	0:10	41	54	42	39	385	6.7	282	20	0.0	0.0	0.0

Table A-3: Location 1 Summer Compliance Evaluation

Date	Time	Duration	Leq	Lmax	L(10)	L(90)	WT N6	WT N6	Onsite Met	Onsite Met	Loc. 6	Loc. 6	Loc. 6
	Start Time	(min)	(dBA)	(dBA)	(dBA)	(dBA)	Output (kW)	HH WS (m/s)	WD @ 75m (degrees)	Temp. (°C)	Avg. WS @ 2m (m/s)	Gust WS @ 2m (m/s)	Precip. (mm)
Friday, July 19, 2013	22:40	0:10	40	55	42	38	222	5.6	279	20	0.0	0.0	0.0
Friday, July 19, 2013	22:50	0:10	39	50	40	36	164	5.1	272	20	0.0	0.0	0.0
Friday, July 19, 2013	23:00	0:10	38	55	40	36	108	4.7	271	21	0.0	0.0	0.0
Friday, July 19, 2013	23:10	0:10	38	52	40	36	109	4.6	275	21	0.0	0.0	0.0
Friday, July 19, 2013	23:20	0:10	38	54	41	35	101	4.4	278	21	0.0	0.0	0.0
Friday, July 19, 2013	23:30	0:10	37	55	39	35	63	3.8	274	21	0.0	0.0	0.0
Friday, July 19, 2013	23:40	0:10	40	52	44	35	235	5.7	263	22	0.0	0.0	0.0
Friday, July 19, 2013	23:50	0:10	46	62	48	40	490	6.9	235	22	0.0	0.9	0.0
Saturday, July 20, 2013	0:00	0:10	48	66	50	41	1387	10.0	223	21	0.2	3.0	0.0
Saturday, July 20, 2013	0:10	0:10	60	86	57	42	1477	10.7	229	20	0.0	1.1	0.3
Saturday, July 20, 2013	0:20	0:10	58	76	60	56	1976	13.7	240	20	0.2	4.1	0.5
Saturday, July 20, 2013	0:30	0:10	50	69	53	44	1833	11.6	243	19	0.0	0.9	0.0
Saturday, July 20, 2013	0:40	0:10	43	54	45	41	1162	9.1	241	20	0.0	0.0	0.0
Saturday, July 20, 2013	0:50	0:10	41	55	43	39	528	7.2	243	21	0.4	4.1	0.0
Saturday, July 20, 2013	1:00	0:10	40	55	43	37	1837	11.7	236	21	0.0	3.2	0.0
Saturday, July 20, 2013	1:10	0:10	40	54	42	36	1942	12.0	238	21	0.7	3.9	0.0
Saturday, July 20, 2013	1:20	0:10	40	54	42	36	2000	14.1	240	21	0.7	4.1	0.0
Saturday, July 20, 2013	1:30	0:10	40	56	43	35	1975	13.2	245	21	0.7	3.3	0.0
Saturday, July 20, 2013	1:40	0:10	36	49	38	34	1210	9.7	247	21	0.9	3.9	0.0
Saturday, July 20, 2013	1:50	0:10	36	50	36	33	897	8.8	256	21	1.5	6.3	0.0
Saturday, July 20, 2013	2:00	0:10	34	50	35	33	482	9.4	262	20	1.1	5.0	0.0
Saturday, July 20, 2013	2:10	0:10	35	52	36	33	-4	11.0	260	20	1.9	6.1	0.0
Saturday, July 20, 2013	2:20	0:10	37	47	38	34	-4	12.0	260	20	1.5	5.2	0.0
Saturday, July 20, 2013	2:30	0:10	36	49	38	34	-4	11.9	256	20	1.5	4.4	0.0
Saturday, July 20, 2013	2:40	0:10	36	48	38	34	-4	10.8	257	20	1.5	5.9	0.0
Saturday, July 20, 2013	2:50	0:10	35	43	37	34	-4	11.1	257	20	1.5	5.2	0.0
Saturday, July 20, 2013	3:00	0:10	35	44	36	34	1370	10.9	254	20	1.1	5.0	0.0
Saturday, July 20, 2013	3:10	0:10	35	43	37	34	1573	10.5	259	20	0.7	4.1	0.0
Saturday, July 20, 2013	3:20	0:10	35	41	36	34	1594	10.8	253	20	0.7	3.7	0.0
Saturday, July 20, 2013	3:30	0:10	34	43	36	33	1450	10.4	255	20	0.7	3.5	0.0
Saturday, July 20, 2013	3:40	0:10	35	42	36	34	1390	9.9	260	20	0.4	3.7	0.0
Saturday, July 20, 2013	3:50	0:10	35	42	36	34	1353	9.8	256	21	0.6	4.4	0.0
Saturday, July 20, 2013	4:00	0:10	36	46	38	34	1518	10.6	254	21	0.4	3.0	0.0
Saturday, July 20, 2013	4:10	0:10	36	43	37	34	1534	10.7	248	21	0.7	3.2	0.0
Saturday, July 20, 2013	4:20	0:10	35	45	36	34	1438	10.2	255	21	0.6	3.3	0.0
Saturday, July 20, 2013	4:30	0:10	37	53	40	34	1647	11.0	249	21	0.4	3.3	0.0
Saturday, July 20, 2013	4:40	0:10	37	49	40	34	1626	10.7	239	20	0.6	2.8	0.0
Saturday, July 20, 2013	4:50	0:10	38	50	42	35	1717	11.0	236	20	0.6	3.9	0.0
Saturday, July 20, 2013	5:00	0:10	39	50	42	35	1312	10.1	239	20	0.2	2.2	0.0
Saturday, July 20, 2013	5:10	0:10	39	52	42	35	844	8.3	250	20	0.2	3.2	0.0
Saturday, July 20, 2013	5:20	0:10	39	51	42	35	288	6.0	247	20	0.0	1.9	0.0
Saturday, July 20, 2013	5:30	0:10	38	51	42	34	262	5.9	244	20	0.0	2.4	0.0
Saturday, July 20, 2013	5:40	0:10	39	51	42	35	555	7.5	249	20	0.2	3.0	0.0
Saturday, July 20, 2013	5:50	0:10	39	50	42	34	997	8.9	259	20	0.7	4.4	0.0
Saturday, July 20, 2013	6:00	0:10	39	50	42	35	1507	10.2	257	20	0.4	3.5	0.0
Saturday, July 20, 2013	6:10	0:10	38	51	42	35	1471	10.1	256	20	0.6	3.5	0.0
Saturday, July 20, 2013	6:20	0:10	39	52	42	34	1531	10.5	255	20	0.4	3.5	0.0
Saturday, July 20, 2013	6:30	0:10	41	55	45	35	1464	10.2	260	20	0.4	3.5	0.0
Saturday, July 20, 2013	6:40	0:10	41	55	45	35	1349	10.0	260	20	0.4	3.7	0.0
Saturday, July 20, 2013	6:50	0:10	41	55	45	35	1317	9.8	265	20	0.7	4.4	0.0
Saturday, July 20, 2013	7:00	0:10	40	55	44	34	971	8.9	260	20	0.4	3.9	0.0
Saturday, July 20, 2013	7:10	0:10	38	51	41	34	1102	9.3	252	21	0.4	3.2	0.0
Saturday, July 20, 2013	7:20	0:10	40	53	43	35	1210	9.8	247	21	0.4	3.7	0.0
Saturday, July 20, 2013	7:30	0:10	38	51	42	34	1195	9.4	255	20	0.4	3.7	0.0
Saturday, July 20, 2013	7:40	0:10	38	52	42	34	703	7.9	255	21	1.3	4.6	0.0
Saturday, July 20, 2013	7:50	0:10	35	50	36	33	427	6.8	243	21	0.6	3.9	0.0
Saturday, July 20, 2013	8:00	0:10	36	44	38	34	497	7.2	252	22	0.7	4.1	0.0
Saturday, July 20, 2013	8:10	0:10	36	46	38	34	343	6.2	272	22	0.6	6.1	0.0
Saturday, July 20, 2013	8:20	0:10	36	44	37	34	434	6.7	281	22	0.9	4.8	0.0
Saturday, July 20, 2013	8:30	0:10	36	46	38	33	159	5.0	272	23	0.6	6.3	0.0
Saturday, July 20, 2013	8:40	0:10	36	50	39	33	10	3.2	274	23	0.6	4.4	0.0
Saturday, July 20, 2013	8:50	0:10	37	50	40	32	83	4.4	270	23	0.6	3.5	0.0
Saturday, July 20, 2013	9:00	0:10	38	50	42	33	247	5.4	270	23	0.6	3.9	0.0
Saturday, July 20, 2013	9:10	0:10	38	51	41	34	317	6.3	255	23	0.4	3.5	0.0
Saturday, July 20, 2013	9:20	0:10	40	55	44	34	329	6.3	242	22	0.4	2.8	0.0
Saturday, July 20, 2013	9:30	0:10	39	53	43	34	720	8.0	266	22	0.9	4.4	0.0
Saturday, July 20, 2013	9:40	0:10	39	51	43	34	1068	9.2	272	22	0.7	4.3	0.0
Saturday, July 20, 2013	9:50	0:10	39	50	42	36	985	8.9	269	22	1.1	4.3	0.0
Saturday, July 20, 2013	10:00	0:10	45	52	48	39	1047	8.9	267	23	1.1	4.8	0.0
Saturday, July 20, 2013	10:10	0:10	43	50	45	39	1400	10.5	270	24	0.9	4.6	0.0
Saturday, July 20, 2013	10:20	0:10	42	54	44	38	1050	9.1	270	23	1.5	4.3	0.0
Saturday, July 20, 2013	10:30	0:10	38	43	40	36	1470	10.4	276	23	0.7	4.3	0.0
Saturday, July 20, 2013	10:40	0:10	41	49	43	36	1280	9.8	279	23	1.1	5.2	0.0
Saturday, July 20, 2013	10:50	0:10	42	49	45	38	1468	10.5	276	24	0.7	4.4	0.0
Saturday, July 20, 2013	11:00	0:10	43	49	46	39	1173	9.6	270	24	1.1	4.1	0.0
Saturday, July 20, 2013	11:10	0:10	41	47	43	37	1465	10.5	273	24	1.3	3.9	0.0
Saturday, July 20, 2013	11:20	0:10	42	49	45	37	1422	10.4	269	24	1.5	5.2	0.0
Saturday, July 20, 2013	11:30	0:10	37	43	39	35	1428	10.5	266	23	1.3	5.2	0.0
Saturday, July 20, 2013	11:40	0:10	37	43	40	35	940	8.5	265	24	1.1	3.5	0.0
Saturday, July 20, 2013	11:50	0:10	38	46	40	35	639	7.9	272	24	1.5	4.8	0.0
Saturday, July 20, 2013	12:00	0:10	38	49	41	34	778	8.5	253	25	1.1	4.6	0.0
Saturday, July 20, 2013	12:10	0:10	37	45	39	34	490	7.5	245	24	0.0	0.4	0.0
Saturday, July 20, 2013	12:20	0:10	38	44	40	35	823	8.6	244	24	2.2	5.4	0.0
Saturday, July 20, 2013	12:30	0:10	49	57	53	40	1440	11.2	243	24	1.9	4.6	0.0
Saturday, July 20, 2013	12:40	0:10	47	55	51	41	1986	14.0	241	24	1.3	4.1	0.0
Saturday, July 20, 2013	12:50	0:10	43	53	46	38	1586	11.2	232	23	1.9	5.2	0.0
Saturday, July 20, 2013	13:00	0:10	40	50	43	36	881	8.5	239	23	1.5	5.0	0.0
Saturday, July 20, 2013	13:10	0:10	42	49	45	36	1255	9.9	240	23	1.3	4.8	0.0

Table A-3: Location 1 Summer Compliance Evaluation

Date	Time	Duration	Leq	Lmax	L(10)	L(90)	WT N6	WT N6	Onsite Met	Onsite Met	Loc. 6	Loc. 6	Loc. 6
	Start Time	(min)	(dBA)	(dBA)	(dBA)	(dBA)	Output (kW)	HH WS (m/s)	WD @ 75m (degrees)	Temp. (°C)	Avg. WS @ 2m (m/s)	Gust WS @ 2m (m/s)	Precip. (mm)
Saturday, July 20, 2013	13:20	0:10	39	49	41	35	971	8.8	240	23	1.1	4.4	0.0
Saturday, July 20, 2013	13:30	0:10	39	53	42	36	1162	9.7	239	23	1.5	4.8	0.0
Saturday, July 20, 2013	13:40	0:10	39	52	42	36	1425	10.5	236	23	1.3	3.3	0.0
Saturday, July 20, 2013	13:50	0:10	42	54	45	36	1155	9.6	237	24	2.0	5.4	0.0
Saturday, July 20, 2013	14:00	0:10	42	52	44	39	1439	10.9	241	25	1.7	4.4	0.0
Saturday, July 20, 2013	14:10	0:10	41	50	44	37	1383	10.2	251	25	2.0	5.2	0.0
Saturday, July 20, 2013	14:20	0:10	43	50	46	38	766	8.6	249	26	1.3	3.5	0.0
Saturday, July 20, 2013	14:30	0:10	41	49	45	37	1083	9.3	260	25	1.7	4.6	0.0
Saturday, July 20, 2013	14:40	0:10	41	49	44	37	1093	9.4	266	24	1.1	3.5	0.0
Saturday, July 20, 2013	14:50	0:10	39	51	41	35	1052	9.3	252	24	1.7	5.0	0.0
Saturday, July 20, 2013	15:00	0:10	39	52	42	34	559	7.6	249	24	1.9	4.3	0.0
Saturday, July 20, 2013	15:10	0:10	40	49	43	34	930	9.0	250	24	1.1	3.3	0.0
Saturday, July 20, 2013	15:20	0:10	40	50	42	36	737	8.1	245	24	1.5	3.9	0.0
Saturday, July 20, 2013	15:30	0:10	39	52	42	33	880	8.6	246	24	1.3	3.3	0.0
Saturday, July 20, 2013	15:40	0:10	36	47	38	33	762	8.2	240	25	1.9	4.3	0.0
Saturday, July 20, 2013	15:50	0:10	40	47	43	35	797	8.3	244	25	1.9	4.4	0.0
Saturday, July 20, 2013	16:00	0:10	40	48	43	34	858	8.4	243	25	1.7	5.4	0.0
Saturday, July 20, 2013	16:10	0:10	45	55	48	36	855	8.5	259	25	2.2	5.2	0.0
Saturday, July 20, 2013	16:20	0:10	63	69	67	50	1683	11.6	286	24	2.0	5.7	2.0
Saturday, July 20, 2013	16:30	0:10	50	59	53	47	1435	10.2	270	19	1.1	5.4	1.5
Saturday, July 20, 2013	16:40	0:10	46	56	49	42	1193	9.6	268	19	0.6	3.5	0.0
Saturday, July 20, 2013	16:50	0:10	43	58	45	39	1445	10.3	281	19	0.9	5.2	0.0
Saturday, July 20, 2013	17:00	0:10	41	52	44	38	1452	10.3	276	19	0.0	1.5	0.0
Saturday, July 20, 2013	17:10	0:10	42	55	46	36	1054	9.2	276	19	0.2	3.2	0.0
Saturday, July 20, 2013	17:20	0:10	41	55	44	36	1375	10.1	274	19	0.2	3.0	0.0
Saturday, July 20, 2013	17:30	0:10	40	57	42	36	1668	10.9	273	20	0.0	1.5	0.0
Saturday, July 20, 2013	17:40	0:10	39	52	41	35	1860	11.8	270	21	0.2	3.2	0.0
Saturday, July 20, 2013	17:50	0:10	39	50	42	36	1602	10.8	270	20	0.7	4.6	0.0
Saturday, July 20, 2013	18:00	0:10	39	57	41	35	1339	10.1	265	21	0.0	1.5	0.0
Saturday, July 20, 2013	18:10	0:10	40	55	42	36	1345	10.0	262	21	0.2	2.8	0.0
Saturday, July 20, 2013	18:20	0:10	40	52	43	35	1109	9.2	257	21	0.2	2.4	0.0
Saturday, July 20, 2013	18:30	0:10	40	51	43	36	1178	9.5	256	21	0.4	3.3	0.0
Saturday, July 20, 2013	18:40	0:10	39	51	42	35	1242	9.8	261	20	0.4	3.7	0.0
Saturday, July 20, 2013	18:50	0:10	40	53	44	35	1252	9.6	268	20	0.2	2.4	0.0
Saturday, July 20, 2013	19:00	0:10	38	50	41	34	1132	9.2	276	20	0.2	3.0	0.0
Saturday, July 20, 2013	19:10	0:10	39	55	42	34	827	8.5	284	20	0.4	3.7	0.0
Saturday, July 20, 2013	19:20	0:10	37	49	39	34	994	9.0	299	20	0.2	2.8	0.0
Saturday, July 20, 2013	19:30	0:10	41	57	45	34	906	8.7	280	20	0.4	3.0	0.0
Saturday, July 20, 2013	19:40	0:10	38	50	40	34	714	7.8	288	20	0.4	4.6	0.0
Saturday, July 20, 2013	19:50	0:10	37	50	41	33	354	6.7	299	20	0.2	1.7	0.0
Saturday, July 20, 2013	20:00	0:10	39	52	42	32	531	7.2	293	19	0.0	1.7	0.0
Saturday, July 20, 2013	20:10	0:10	36	49	40	32	355	6.5	297	19	0.0	2.2	0.0
Saturday, July 20, 2013	20:20	0:10	37	49	41	31	381	6.7	297	19	0.0	0.0	0.0
Saturday, July 20, 2013	20:30	0:10	34	47	36	31	225	5.6	292	19	0.0	0.0	0.0
Saturday, July 20, 2013	20:40	0:10	33	47	35	31	256	5.8	291	19	0.0	0.0	0.0
Saturday, July 20, 2013	20:50	0:10	36	47	39	32	396	6.6	295	19	0.0	2.4	0.0
Saturday, July 20, 2013	21:00	0:10	32	42	33	32	291	5.8	304	19	0.0	0.0	0.0
Saturday, July 20, 2013	21:10	0:10	31	40	32	30	114	4.6	314	19	0.0	0.0	0.0
Saturday, July 20, 2013	21:20	0:10	32	47	34	30	116	4.6	303	19	0.0	0.0	0.0
Saturday, July 20, 2013	21:30	0:10	32	38	33	31	117	4.7	300	18	0.0	0.0	0.0
Saturday, July 20, 2013	21:40	0:10	31	38	32	31	70	4.1	303	19	0.0	0.0	0.0
Saturday, July 20, 2013	21:50	0:10	30	36	31	29	5	3.0	299	18	0.0	0.0	0.0
Saturday, July 20, 2013	22:00	0:10	30	44	31	29	-13	2.5	307	18	0.0	0.0	0.0
Saturday, July 20, 2013	22:10	0:10	29	42	30	29	-6	2.9	302	18	0.0	0.0	0.0
Saturday, July 20, 2013	22:20	0:10	29	37	30	29	-13	2.7	300	18	0.0	0.0	0.0
Saturday, July 20, 2013	22:30	0:10	29	36	30	28	-9	2.2	301	18	0.0	0.0	0.0
Saturday, July 20, 2013	22:40	0:10	30	39	31	29	-6	2.2	302	18	0.0	0.0	0.0
Saturday, July 20, 2013	22:50	0:10	31	42	33	29	-5	2.0	295	18	0.0	0.0	0.0
Saturday, July 20, 2013	23:00	0:10	30	40	31	29	-5	2.0	290	18	0.0	0.0	0.0
Saturday, July 20, 2013	23:10	0:00	30	32	30	29	-7	2.6	289	17	0.0	0.0	0.0
Saturday, July 20, 2013	23:20						-6	3.0	285	17	0.0	0.0	0.0
Saturday, July 20, 2013	23:30						-6	2.9	285	17	0.0	0.0	0.0
Saturday, July 20, 2013	23:40						-6	2.8	285	17	0.0	0.0	0.0
Saturday, July 20, 2013	23:50						-10	2.5	282	17	0.0	0.0	0.0
Sunday, July 21, 2013	0:00						-8	2.6	279	17	0.0	0.0	0.0
Sunday, July 21, 2013	0:10						-5	2.5	277	17	0.0	0.0	0.0
Sunday, July 21, 2013	0:20						-7	2.6	275	17	0.0	0.0	0.0
Sunday, July 21, 2013	0:30						-13	2.8	276	17	0.0	0.0	0.0
Sunday, July 21, 2013	0:40						-11	2.8	277	17	0.0	0.0	0.0
Sunday, July 21, 2013	0:50						-8	2.0	282	17	0.0	0.0	0.0
Sunday, July 21, 2013	1:00						-6	1.7	296	17	0.0	0.0	0.0
Sunday, July 21, 2013	1:10						-6	2.8	294	17	0.0	0.0	0.0
Sunday, July 21, 2013	1:20						3	3.2	282	17	0.0	0.0	0.0
Sunday, July 21, 2013	1:30						-8	2.7	288	17	0.0	0.0	0.0
Sunday, July 21, 2013	1:40						-9	2.3	311	17	0.0	0.0	0.0
Sunday, July 21, 2013	1:50						-9	2.6	320	16	0.0	0.0	0.0
Sunday, July 21, 2013	2:00						-5	3.8	322	16	0.0	0.0	0.0
Sunday, July 21, 2013	2:10						-4	2.7	313	16	0.0	0.0	0.0
Sunday, July 21, 2013	2:20						-4	2.7	311	16	0.0	0.0	0.0
Sunday, July 21, 2013	2:30						-4	2.9	319	16	0.0	0.0	0.0
Sunday, July 21, 2013	2:40						-4	3.1	320	16	0.0	0.0	0.0
Sunday, July 21, 2013	2:50						-3	2.9	319	16	0.0	0.0	0.0
Sunday, July 21, 2013	3:00						-2	2.3	317	16	0.0	0.0	0.0
Sunday, July 21, 2013	3:10						0	3.0	323	16	0.0	0.0	0.0
Sunday, July 21, 2013	3:20						-7	2.6	322	16	0.0	0.0	0.0
Sunday, July 21, 2013	3:30						-6	2.7	324	16	0.0	0.0	0.0
Sunday, July 21, 2013	3:40						-5	1.6	331	15	0.0	0.0	0.0
Sunday, July 21, 2013	3:50						-5	2.4	336	16	0.0	0.0	0.0

Table A-3: Location 1 Summer Compliance Evaluation

Date	Time	Duration	Leq	Lmax	L(10)	L(90)	WT N6	WT N6	Onsite Met	Onsite Met	Loc. 6	Loc. 6	Loc. 6
	Start Time	(min)	(dBA)	(dBA)	(dBA)	(dBA)	Output (kW)	HH WS (m/s)	WD @ 75m (degrees)	Temp. (°C)	Avg. WS @ 2m (m/s)	Gust WS @ 2m (m/s)	Precip. (mm)
Sunday, July 21, 2013	4:00						-6	2.8	340	15	0.0	0.0	0.0
Sunday, July 21, 2013	4:10						18	3.5	348	15	0.0	0.0	0.0
Sunday, July 21, 2013	4:20						31	3.8	346	16	0.0	0.0	0.0
Sunday, July 21, 2013	4:30						41	4.2	340	16	0.0	0.0	0.0
Sunday, July 21, 2013	4:40						52	4.2	332	16	0.0	0.0	0.0
Sunday, July 21, 2013	4:50						43	4.1	320	16	0.0	0.0	0.0
Sunday, July 21, 2013	5:00						-5	2.9	322	15	0.0	0.0	0.0
Sunday, July 21, 2013	5:10						-5	2.5	323	15	0.0	0.0	0.0
Sunday, July 21, 2013	5:20						-10	3.0	319	15	0.0	0.0	0.0
Sunday, July 21, 2013	5:30						-6	2.6	313	15	0.0	0.0	0.0
Sunday, July 21, 2013	5:40						-6	2.9	316	15	0.0	0.0	0.0
Sunday, July 21, 2013	5:50						-6	2.8	323	15	0.0	0.0	0.0
Sunday, July 21, 2013	6:00						-6	2.8	327	15	0.0	0.0	0.0
Sunday, July 21, 2013	6:10						-5	2.6	328	16	0.0	0.0	0.0
Sunday, July 21, 2013	6:20						-6	2.8	335	16	0.0	0.0	0.0
Sunday, July 21, 2013	6:30						-5	2.4	338	16	0.0	0.0	0.0
Sunday, July 21, 2013	6:40						-4	2.2	333	16	0.0	0.0	0.0
Sunday, July 21, 2013	6:50						-5	2.3	329	16	0.0	0.0	0.0
Sunday, July 21, 2013	7:00						-6	2.7	313	17	0.0	0.0	0.0
Sunday, July 21, 2013	7:10						-5	2.8	320	17	0.0	0.0	0.0
Sunday, July 21, 2013	7:20						22	3.3	324	17	0.0	0.0	0.0
Sunday, July 21, 2013	7:30						56	4.0	335	17	0.0	0.0	0.0
Sunday, July 21, 2013	7:40						48	3.9	333	17	0.0	0.0	0.0
Sunday, July 21, 2013	7:50						16	3.3	322	18	0.0	0.0	0.0
Sunday, July 21, 2013	8:00						1	2.6	329	18	0.0	0.0	0.0
Sunday, July 21, 2013	8:10						-6	2.7	310	18	0.0	0.0	0.0
Sunday, July 21, 2013	8:20						-1	2.6	298	18	0.0	0.0	0.0
Sunday, July 21, 2013	8:30						-6	2.7	295	19	0.0	0.7	0.0
Sunday, July 21, 2013	8:40						11	3.1	294	19	0.0	0.0	0.0
Sunday, July 21, 2013	8:50						-5	2.3	319	19	0.0	1.3	0.0
Sunday, July 21, 2013	9:00						-5	2.2	315	19	0.0	0.0	0.0
Sunday, July 21, 2013	9:10						-4	2.6	303	19	0.0	0.0	0.0
Sunday, July 21, 2013	9:20						18	3.4	265	19	0.0	0.0	0.0
Sunday, July 21, 2013	9:30						63	4.2	272	19	0.0	0.0	0.0
Sunday, July 21, 2013	9:40						50	3.7	275	20	0.0	0.0	0.0
Sunday, July 21, 2013	9:50						44	3.7	302	20	0.0	0.0	0.0
Sunday, July 21, 2013	10:00						27	3.4	316	21	0.0	0.2	0.0
Sunday, July 21, 2013	10:10						14	3.3	307	20	0.0	0.0	0.0
Sunday, July 21, 2013	10:20						5	3.0	304	20	0.0	1.9	0.0
Sunday, July 21, 2013	10:30						-1	2.8	305	20	0.0	0.0	0.0
Sunday, July 21, 2013	10:40						3	3.2	306	20	0.0	0.9	0.0
Sunday, July 21, 2013	10:50						21	3.5	301	20	0.0	0.7	0.0
Sunday, July 21, 2013	11:00						0	3.0	300	20	0.0	0.0	0.0
Sunday, July 21, 2013	11:10						9	3.2	294	20	0.0	1.7	0.0
Sunday, July 21, 2013	11:20						21	3.5	300	21	0.0	0.0	0.0
Sunday, July 21, 2013	11:30						3	2.9	301	21	0.0	0.4	0.0
Sunday, July 21, 2013	11:40						5	2.7	308	21	0.0	0.6	0.0
Sunday, July 21, 2013	11:50						7	3.0	305	21	0.0	0.7	0.0
Sunday, July 21, 2013	12:00						32	3.5	286	21	0.0	0.9	0.0
Sunday, July 21, 2013	12:10						44	3.8	305	21	0.0	0.2	0.0
Sunday, July 21, 2013	12:20						25	3.3	298	21	0.0	0.4	0.0
Sunday, July 21, 2013	12:30						4	3.3	292	21	0.2	2.8	0.0
Sunday, July 21, 2013	12:40						-8	3.0	302	22	0.4	2.0	0.0
Sunday, July 21, 2013	12:50						4	2.4	314	21	0.2	2.4	0.0
Sunday, July 21, 2013	13:00						36	3.5	300	21	0.0	1.7	0.0
Sunday, July 21, 2013	13:10						20	3.4	294	21	0.4	2.2	0.0
Sunday, July 21, 2013	13:20						5	3.1	343	21	0.4	2.2	0.0
Sunday, July 21, 2013	13:30						-6	2.6	339	21	0.4	1.9	0.0
Sunday, July 21, 2013	13:40						-5	2.0	339	21	0.2	2.0	0.0
Sunday, July 21, 2013	13:50						-6	1.3	323	21	0.0	2.0	0.0
Sunday, July 21, 2013	14:00						-5	1.3	315	22	0.0	0.4	0.0
Sunday, July 21, 2013	14:10						-4	2.5	316	22	0.0	0.2	0.0
Sunday, July 21, 2013	14:20						-4	2.5	299	23	0.0	0.0	0.0
Sunday, July 21, 2013	14:30						0	2.9	312	22	0.4	2.4	0.0
Sunday, July 21, 2013	14:40						0	3.5	284	22	0.4	2.8	0.0
Sunday, July 21, 2013	14:50						0	3.1	289	22	0.0	1.9	0.0
Sunday, July 21, 2013	15:00						14	3.5	330	22	0.2	2.2	0.0
Sunday, July 21, 2013	15:10						14	3.1	330	22	0.0	1.1	0.0
Sunday, July 21, 2013	15:20						2	2.8	318	21	0.2	2.2	0.0
Sunday, July 21, 2013	15:30						-4	2.5	318	21	0.2	1.3	0.0
Sunday, July 21, 2013	15:40						3	3.1	327	22	0.2	1.9	0.0
Sunday, July 21, 2013	15:50						8	2.9	304	22	0.0	0.9	0.0
Sunday, July 21, 2013	16:00						-1	3.3	321	22	0.0	0.9	0.0
Sunday, July 21, 2013	16:10						-6	2.6	329	22	0.6	3.7	0.0
Sunday, July 21, 2013	16:20						-5	1.6	331	22	0.0	1.7	0.0
Sunday, July 21, 2013	16:30						-5	2.2	337	22	0.0	3.3	0.0
Sunday, July 21, 2013	16:40						-5	1.4	330	23	0.0	0.0	0.0
Sunday, July 21, 2013	16:50						28	3.6	326	23	0.0	0.0	0.0
Sunday, July 21, 2013	17:00						2	2.5	314	22	0.0	1.7	0.0
Sunday, July 21, 2013	17:10						-1	2.7	328	22	0.0	0.0	0.0
Sunday, July 21, 2013	17:20						3	3.2	312	22	0.0	0.4	0.0
Sunday, July 21, 2013	17:30						0	2.8	329	22	0.0	0.0	0.0
Sunday, July 21, 2013	17:40						-3	2.6	322	22	0.0	0.0	0.0
Sunday, July 21, 2013	17:50						-6	2.3	326	22	0.0	0.0	0.0
Sunday, July 21, 2013	18:00						-5	2.8	308	22	0.0	0.0	0.0
Sunday, July 21, 2013	18:10						-3	2.5	316	21	0.0	0.0	0.0
Sunday, July 21, 2013	18:20						-5	2.2	311	21	0.0	0.0	0.0
Sunday, July 21, 2013	18:30						15	3.3	310	21	0.0	0.0	0.0

Table A-3: Location 1 Summer Compliance Evaluation

Date	Time	Duration	Leq	Lmax	L(10)	L(90)	WT N6	WT N6	Onsite Met	Onsite Met	Loc. 6	Loc. 6	Loc. 6
	Start Time	(min)	(dBA)	(dBA)	(dBA)	(dBA)	Output (kW)	HH WS (m/s)	WD @ 75m (degrees)	Temp. (°C)	Avg. WS @ 2m (m/s)	Gust WS @ 2m (m/s)	Precip. (mm)
Sunday, July 21, 2013	18:40						39	3.8	326	21	0.0	0.6	0.0
Sunday, July 21, 2013	18:50						27	3.3	315	21	0.0	1.1	0.0
Sunday, July 21, 2013	19:00						-5	2.7	320	21	0.0	0.2	0.0
Sunday, July 21, 2013	19:10						1	3.2	321	20	0.0	0.0	0.0
Sunday, July 21, 2013	19:20						-5	2.6	314	20	0.0	0.0	0.0
Sunday, July 21, 2013	19:30						-5	2.5	309	19	0.0	0.0	0.0
Sunday, July 21, 2013	19:40						-5	2.2	319	19	0.0	0.0	0.0
Sunday, July 21, 2013	19:50						-5	2.2	320	19	0.0	0.0	0.0
Sunday, July 21, 2013	20:00						-5	2.1	320	19	0.0	0.0	0.0
Sunday, July 21, 2013	20:10						-5	1.4	323	18	0.0	0.0	0.0
Sunday, July 21, 2013	20:20						-1	1.1	321	18	0.0	0.0	0.0
Sunday, July 21, 2013	20:30						0	1.2	321	18	0.0	0.0	0.0
Sunday, July 21, 2013	20:40						0	1.6	321	17	0.0	0.0	0.0
Sunday, July 21, 2013	20:50						-1	1.6	321	17	0.0	0.0	0.0
Sunday, July 21, 2013	21:00						-1	1.4	321	18	0.0	0.0	0.0
Sunday, July 21, 2013	21:10						-1	1.7	321	17	0.0	0.0	0.0
Sunday, July 21, 2013	21:20						0	1.8	97	17	0.0	0.0	0.0
Sunday, July 21, 2013	21:30						0	1.7	102	17	0.0	0.0	0.0
Sunday, July 21, 2013	21:40						-1	1.5	88	17	0.0	0.0	0.0
Sunday, July 21, 2013	21:50						0	1.2	132	17	0.0	0.0	0.0
Sunday, July 21, 2013	22:00						0	1.2	132	17	0.0	0.0	0.0
Sunday, July 21, 2013	22:10						0	1.2	132	17	0.0	0.0	0.0
Sunday, July 21, 2013	22:20						0	1.7	133	17	0.0	0.0	0.0
Sunday, July 21, 2013	22:30						0	1.5	153	17	0.0	0.0	0.0
Sunday, July 21, 2013	22:40						-1	0.6	153	17	0.0	0.0	0.0
Sunday, July 21, 2013	22:50						-1	0.4	146	17	0.0	0.0	0.0
Sunday, July 21, 2013	23:00						-1	0.4	141	17	0.0	0.0	0.0
Sunday, July 21, 2013	23:10						-1	0.4	136	17	0.0	0.0	0.0
Sunday, July 21, 2013	23:20						-1	0.7	123	17	0.0	0.0	0.0
Sunday, July 21, 2013	23:30						0	1.0	127	17	0.0	0.0	0.0
Sunday, July 21, 2013	23:40						0	1.0	112	17	0.0	0.0	0.0
Sunday, July 21, 2013	23:50						0	1.4	114	17	0.0	0.0	0.0
Monday, July 22, 2013	0:00						0	1.0	106	17	0.0	0.0	0.0
Monday, July 22, 2013	0:10						0	1.1	92	17	0.0	0.0	0.0
Monday, July 22, 2013	0:20						0	1.2	91	17	0.0	0.0	0.0
Monday, July 22, 2013	0:30						0	1.1	98	16	0.0	0.0	0.0
Monday, July 22, 2013	0:40						-1	0.5	96	16	0.0	0.0	0.0
Monday, July 22, 2013	0:50						0	0.7	83	15	0.0	0.0	0.0
Monday, July 22, 2013	1:00						0	0.8	95	15	0.0	0.0	0.0
Monday, July 22, 2013	1:10						-1	0.7	87	15	0.0	0.0	0.0
Monday, July 22, 2013	1:20						0	0.9	83	15	0.0	0.0	0.0
Monday, July 22, 2013	1:30						0	0.6	71	16	0.0	0.0	0.0
Monday, July 22, 2013	1:40						0	0.5	69	16	0.0	0.0	0.0
Monday, July 22, 2013	1:50						0	0.4	56	16	0.0	0.0	0.0
Monday, July 22, 2013	2:00						0	0.3	55	16	0.0	0.0	0.0
Monday, July 22, 2013	2:10						0	0.8	57	16	0.0	0.0	0.0
Monday, July 22, 2013	2:20						0	0.7	69	16	0.0	0.0	0.0
Monday, July 22, 2013	2:30						0	1.1	78	16	0.0	0.0	0.0
Monday, July 22, 2013	2:40						0	1.1	90	16	0.0	0.0	0.0
Monday, July 22, 2013	2:50						0	0.8	92	16	0.0	0.0	0.0
Monday, July 22, 2013	3:00						-1	0.4	99	16	0.0	0.0	0.0
Monday, July 22, 2013	3:10						-1	1.2	86	16	0.0	0.0	0.0
Monday, July 22, 2013	3:20						-1	1.2	96	15	0.0	0.0	0.0
Monday, July 22, 2013	3:30						-1	1.0	104	15	0.0	0.0	0.0
Monday, July 22, 2013	3:40						0	0.8	100	15	0.0	0.0	0.0
Monday, July 22, 2013	3:50						-1	0.8	100	15	0.0	0.0	0.0
Monday, July 22, 2013	4:00						-1	1.3	91	15	0.0	0.0	0.0
Monday, July 22, 2013	4:10						-1	2.4	80	15	0.0	0.0	0.0
Monday, July 22, 2013	4:20						0	2.4	82	15	0.0	0.0	0.0
Monday, July 22, 2013	4:30						-1	2.4	86	15	0.0	0.0	0.0
Monday, July 22, 2013	4:40						-3	3.0	89	15	0.0	0.0	0.0
Monday, July 22, 2013	4:50						0	2.2	91	15	0.0	0.0	0.0
Monday, July 22, 2013	5:00						-1	2.4	86	15	0.0	0.0	0.0
Monday, July 22, 2013	5:10						-1	2.2	87	15	0.0	0.0	0.0
Monday, July 22, 2013	5:20						-3	2.7	88	15	0.0	0.0	0.0
Monday, July 22, 2013	5:30						8	3.4	90	15	0.0	0.0	0.0
Monday, July 22, 2013	5:40						12	3.3	91	15	0.0	0.0	0.0
Monday, July 22, 2013	5:50						-5	2.5	96	15	0.0	0.0	0.0
Monday, July 22, 2013	6:00						-7	2.9	101	15	0.0	0.0	0.0
Monday, July 22, 2013	6:10						-5	2.7	99	15	0.0	0.0	0.0
Monday, July 22, 2013	6:20						-6	2.6	102	15	0.0	0.0	0.0
Monday, July 22, 2013	6:30						-6	3.0	101	16	0.0	0.0	0.0
Monday, July 22, 2013	6:40						-9	3.0	100	16	0.0	0.0	0.0
Monday, July 22, 2013	6:50						-6	3.2	97	16	0.0	0.0	0.0
Monday, July 22, 2013	7:00						-9	2.9	96	16	0.0	0.0	0.0
Monday, July 22, 2013	7:10						-7	2.8	90	16	0.0	0.0	0.0
Monday, July 22, 2013	7:20						-2	3.1	86	16	0.0	0.0	0.0
Monday, July 22, 2013	7:30						-9	2.8	88	16	0.0	0.0	0.0
Monday, July 22, 2013	7:40						25	3.6	87	16	0.0	0.0	0.0
Monday, July 22, 2013	7:50						29	3.5	86	15	0.0	0.0	0.0
Monday, July 22, 2013	8:00						-5	2.5	90	15	0.0	0.0	0.0
Monday, July 22, 2013	8:10						18	3.4	87	15	0.0	0.0	0.0
Monday, July 22, 2013	8:20						26	3.3	89	15	0.0	0.0	0.0
Monday, July 22, 2013	8:30						11	3.3	92	15	0.0	0.0	0.0
Monday, July 22, 2013	8:40						14	3.3	97	15	0.0	0.0	0.0
Monday, July 22, 2013	8:50						10	3.0	103	15	0.0	0.0	0.0
Monday, July 22, 2013	9:00						31	3.5	101	16	0.0	0.0	0.0
Monday, July 22, 2013	9:10						61	4.0	91	16	0.0	0.0	0.0

Table A-3: Location 1 Summer Compliance Evaluation

Date	Time	Duration	Leq	Lmax	L(10)	L(90)	WT N6	WT N6	Onsite Met	Onsite Met	Loc. 6	Loc. 6	Loc. 6
	Start Time	(min)	(dBA)	(dBA)	(dBA)	(dBA)	Output (kW)	HH WS (m/s)	WD @ 75m (degrees)	Temp. (°C)	Avg. WS @ 2m (m/s)	Gust WS @ 2m (m/s)	Precip. (mm)
Monday, July 22, 2013	9:20						106	4.5	89	16	0.0	0.0	0.0
Monday, July 22, 2013	9:30						92	4.2	105	16	0.0	0.0	0.0
Monday, July 22, 2013	9:40						38	3.5	118	16	0.0	0.0	0.0
Monday, July 22, 2013	9:50						-4	2.9	122	16	0.0	0.0	0.0
Monday, July 22, 2013	10:00						-6	2.6	131	16	0.0	0.4	0.0
Monday, July 22, 2013	10:10						48	3.9	129	17	0.0	0.0	0.0
Monday, July 22, 2013	10:20						36	3.7	126	18	0.0	0.0	0.0
Monday, July 22, 2013	10:30						67	4.1	127	18	0.0	0.0	0.0
Monday, July 22, 2013	10:40						158	4.9	130	18	0.0	0.0	0.0
Monday, July 22, 2013	10:50						153	4.9	130	18	0.0	0.0	0.0
Monday, July 22, 2013	11:00						139	4.7	123	18	0.0	0.0	0.0
Monday, July 22, 2013	11:10						152	5.0	124	18	0.0	0.0	0.0
Monday, July 22, 2013	11:20						156	4.8	128	18	0.0	0.0	0.0
Monday, July 22, 2013	11:30						147	4.9	136	18	0.0	0.0	0.0
Monday, July 22, 2013	11:40						120	4.5	137	18	0.0	0.0	0.0
Monday, July 22, 2013	11:50						142	4.7	140	17	0.0	0.0	0.0
Monday, July 22, 2013	12:00						157	5.0	140	17	0.0	0.0	0.0
Monday, July 22, 2013	12:10						165	4.9	138	17	0.0	0.0	0.0
Monday, July 22, 2013	12:20						35	3.4	141	17	0.0	0.7	0.0
Monday, July 22, 2013	12:30						2	3.1	143	17	0.0	0.0	0.0
Monday, July 22, 2013	12:40						42	3.8	142	17	0.0	0.0	0.0
Monday, July 22, 2013	12:50						21	3.3	146	17	0.0	1.3	0.0
Monday, July 22, 2013	13:00						-1	3.0	134	17	0.0	0.0	0.0
Monday, July 22, 2013	13:10						-4	2.8	123	18	0.0	0.0	0.0
Monday, July 22, 2013	13:20						8	3.2	137	18	0.0	0.0	0.0
Monday, July 22, 2013	13:30						0	2.8	141	18	0.0	0.0	0.0
Monday, July 22, 2013	13:40						-5	3.1	143	18	0.0	0.0	0.0
Monday, July 22, 2013	13:50						-1	2.7	148	18	0.0	0.0	0.0
Monday, July 22, 2013	14:00						-4	3.9	154	18	0.0	0.0	0.0
Monday, July 22, 2013	14:10						-4	3.1	144	18	0.0	0.0	0.0
Monday, July 22, 2013	14:20						-4	2.7	144	18	0.0	0.0	0.0
Monday, July 22, 2013	14:30						-4	3.9	153	18	0.0	0.0	0.0
Monday, July 22, 2013	14:40						-4	3.7	152	18	0.0	0.0	0.0
Monday, July 22, 2013	14:50						-4	3.6	155	19	0.0	0.0	0.0
Monday, July 22, 2013	15:00						15	3.8	162	19	0.0	0.0	0.0
Monday, July 22, 2013	15:10						-5	2.5	160	18	0.0	0.0	0.0
Monday, July 22, 2013	15:20						-3	3.2	152	18	0.0	0.0	0.0
Monday, July 22, 2013	15:30						-5	1.5	138	18	0.0	0.0	0.0
Monday, July 22, 2013	15:40						-5	1.1	138	19	0.0	0.0	0.0
Monday, July 22, 2013	15:50						9	3.5	116	19	0.0	0.0	0.0
Monday, July 22, 2013	16:00						69	4.1	104	19	0.0	0.0	0.0
Monday, July 22, 2013	16:10						106	4.5	108	18	0.0	0.0	0.0
Monday, July 22, 2013	16:20						97	4.4	119	18	0.0	0.0	0.0
Monday, July 22, 2013	16:30						69	4.0	122	19	0.0	0.0	0.0
Monday, July 22, 2013	16:40						77	4.1	124	18	0.0	0.0	0.0
Monday, July 22, 2013	16:50						96	4.4	133	18	0.0	0.0	0.0
Monday, July 22, 2013	17:00						143	4.8	131	18	0.0	0.0	0.0
Monday, July 22, 2013	17:10						131	4.7	126	18	0.0	0.0	0.0
Monday, July 22, 2013	17:20						55	3.8	125	18	0.0	0.0	0.0
Monday, July 22, 2013	17:30						49	4.0	124	19	0.0	0.0	0.0
Monday, July 22, 2013	17:40						171	5.1	128	19	0.0	0.0	0.0
Monday, July 22, 2013	17:50						118	4.6	113	19	0.0	0.0	0.0
Monday, July 22, 2013	18:00						124	4.6	111	19	0.0	0.0	0.0
Monday, July 22, 2013	18:10						73	3.9	106	19	0.0	0.0	0.0
Monday, July 22, 2013	18:20						81	4.4	110	19	0.0	0.0	0.0
Monday, July 22, 2013	18:30						102	4.5	97	18	0.0	0.0	0.0
Monday, July 22, 2013	18:40						66	4.2	102	18	0.0	0.0	0.0
Monday, July 22, 2013	18:50						112	4.7	104	18	0.0	0.0	0.0
Monday, July 22, 2013	19:00						182	5.0	106	18	0.0	0.0	0.0
Monday, July 22, 2013	19:10						239	5.6	106	18	0.0	0.0	0.0
Monday, July 22, 2013	19:20						239	5.6	102	18	0.0	0.0	0.0
Monday, July 22, 2013	19:30						238	5.6	105	18	0.0	0.0	0.0
Monday, July 22, 2013	19:40						189	5.2	110	18	0.0	0.0	0.0
Monday, July 22, 2013	19:50						133	4.6	111	18	0.0	0.0	0.0
Monday, July 22, 2013	20:00						197	5.4	106	18	0.0	0.0	0.0
Monday, July 22, 2013	20:10						133	4.7	107	18	0.0	0.0	0.0
Monday, July 22, 2013	20:20						82	4.4	105	18	0.0	0.0	0.0
Monday, July 22, 2013	20:30						132	4.8	106	18	0.0	0.0	0.0
Monday, July 22, 2013	20:40						126	4.7	105	18	0.0	0.0	0.0
Monday, July 22, 2013	20:50						198	5.4	103	18	0.0	0.0	0.0
Monday, July 22, 2013	21:00						160	4.9	102	18	0.0	0.0	0.0
Monday, July 22, 2013	21:10						114	4.7	106	18	0.0	0.0	0.0
Monday, July 22, 2013	21:20						126	4.8	103	18	0.0	0.0	0.0
Monday, July 22, 2013	21:30						306	6.1	99	18	0.0	0.0	0.0
Monday, July 22, 2013	21:40						363	6.4	102	18	0.0	0.0	0.0
Monday, July 22, 2013	21:50						289	5.8	108	18	0.0	0.0	0.0
Monday, July 22, 2013	22:00						210	5.2	119	18	0.0	0.0	0.0
Monday, July 22, 2013	22:10						260	5.7	120	18	0.0	0.0	0.0
Monday, July 22, 2013	22:20						179	5.0	132	18	0.0	0.0	0.0
Monday, July 22, 2013	22:30						179	5.1	136	17	0.0	0.0	0.0
Monday, July 22, 2013	22:40						98	4.3	130	17	0.0	0.0	0.0
Monday, July 22, 2013	22:50						58	3.9	131	17	0.0	0.0	0.0
Monday, July 22, 2013	23:00						108	4.5	131	17	0.0	0.0	0.0
Monday, July 22, 2013	23:10						38	3.4	131	17	0.0	0.0	0.0
Monday, July 22, 2013	23:20						13	3.2	129	17	0.0	0.0	0.0
Monday, July 22, 2013	23:30						38	3.8	130	17	0.0	0.0	0.0
Monday, July 22, 2013	23:40						28	3.5	131	17	0.0	0.0	0.0
Monday, July 22, 2013	23:50						51	3.8	134	16	0.0	0.0	0.0

Table A-3: Location 1 Summer Compliance Evaluation

Date	Time	Duration	Leq	Lmax	L(10)	L(90)	WT N6	WT N6	Onsite Met	Onsite Met	Loc. 6	Loc. 6	Loc. 6
	Start Time	(min)	(dBA)	(dBA)	(dBA)	(dBA)	Output (kW)	HH WS (m/s)	WD @ 75m (degrees)	Temp. (°C)	Avg. WS @ 2m (m/s)	Gust WS @ 2m (m/s)	Precip. (mm)
Tuesday, July 23, 2013	0:00						64	4.1	127	16	0.0	0.0	0.0
Tuesday, July 23, 2013	0:10						39	3.8	127	16	0.0	0.0	0.0
Tuesday, July 23, 2013	0:20						83	4.3	122	16	0.0	0.0	0.0
Tuesday, July 23, 2013	0:30						161	5.1	123	16	0.0	0.0	0.0
Tuesday, July 23, 2013	0:40						157	4.9	119	16	0.0	0.0	0.0
Tuesday, July 23, 2013	0:50						99	4.5	108	16	0.0	0.0	0.0
Tuesday, July 23, 2013	1:00						62	4.0	102	16	0.0	0.0	0.0
Tuesday, July 23, 2013	1:10						8	3.2	103	16	0.0	0.0	0.0
Tuesday, July 23, 2013	1:20						34	3.7	110	15	0.0	0.0	0.0
Tuesday, July 23, 2013	1:30						106	4.5	109	15	0.0	0.0	0.0
Tuesday, July 23, 2013	1:40						111	4.6	104	15	0.0	0.0	0.0
Tuesday, July 23, 2013	1:50						68	5.0	100	15	0.0	0.0	0.0
Tuesday, July 23, 2013	2:00						-4	5.8	99	15	0.0	0.0	0.0
Tuesday, July 23, 2013	2:10						-4	6.5	93	15	0.0	0.0	0.0
Tuesday, July 23, 2013	2:20						-4	6.5	91	15	0.0	0.0	0.0
Tuesday, July 23, 2013	2:30						-4	5.4	98	15	0.0	0.0	0.0
Tuesday, July 23, 2013	2:40						-4	5.4	100	15	0.0	0.0	0.3
Tuesday, July 23, 2013	2:50						-2	5.2	97	15	0.0	0.0	0.0
Tuesday, July 23, 2013	3:00						44	4.0	94	15	0.0	0.0	0.0
Tuesday, July 23, 2013	3:10						38	3.9	89	15	0.0	0.0	0.3
Tuesday, July 23, 2013	3:20						121	4.8	86	15	0.0	0.0	0.3
Tuesday, July 23, 2013	3:30						229	5.7	81	14	0.0	0.0	0.0
Tuesday, July 23, 2013	3:40						209	5.5	75	14	0.0	0.0	0.3
Tuesday, July 23, 2013	3:50						230	5.5	76	14	0.0	0.0	0.3
Tuesday, July 23, 2013	4:00						246	5.8	76	15	0.0	0.0	0.3
Tuesday, July 23, 2013	4:10						203	5.4	75	15	0.0	0.0	0.3
Tuesday, July 23, 2013	4:20						126	4.7	74	15	0.0	0.0	0.5
Tuesday, July 23, 2013	4:30						132	5.0	73	15	0.0	0.0	0.3
Tuesday, July 23, 2013	4:40						278	6.1	75	15	0.0	0.0	0.5
Tuesday, July 23, 2013	4:50						298	6.3	74	15	0.0	0.0	0.3
Tuesday, July 23, 2013	5:00						197	5.4	76	15	0.0	0.0	0.0
Tuesday, July 23, 2013	5:10						241	5.7	80	15	0.0	0.0	0.0
Tuesday, July 23, 2013	5:20						173	5.2	85	15	0.0	0.0	0.3
Tuesday, July 23, 2013	5:30						150	5.0	85	15	0.0	0.0	0.3
Tuesday, July 23, 2013	5:40						106	4.8	81	15	0.0	0.0	0.5
Tuesday, July 23, 2013	5:50						170	5.2	81	15	0.0	0.0	0.3
Tuesday, July 23, 2013	6:00						175	5.3	80	15	0.0	0.0	0.3
Tuesday, July 23, 2013	6:10						212	5.5	77	15	0.0	0.0	1.3
Tuesday, July 23, 2013	6:20						230	5.7	74	15	0.0	0.0	0.8
Tuesday, July 23, 2013	6:30						180	5.3	73	15	0.0	0.0	0.5
Tuesday, July 23, 2013	6:40						224	5.8	79	15	0.0	0.0	0.5
Tuesday, July 23, 2013	6:50						173	5.4	78	15	0.0	0.0	0.8
Tuesday, July 23, 2013	7:00						304	6.2	77	15	0.0	0.0	0.3
Tuesday, July 23, 2013	7:10						289	6.1	83	15	0.0	0.6	0.3
Tuesday, July 23, 2013	7:20						232	5.8	86	15	0.0	0.0	0.5
Tuesday, July 23, 2013	7:30						186	5.4	82	15	0.0	0.0	0.8
Tuesday, July 23, 2013	7:40						26	3.4	85	15	0.0	0.0	0.8
Tuesday, July 23, 2013	7:50						117	4.9	85	15	0.0	0.0	3.0
Tuesday, July 23, 2013	8:00						228	5.7	82	15	0.0	0.0	4.3
Tuesday, July 23, 2013	8:10						318	6.2	84	14	0.0	0.0	1.8
Tuesday, July 23, 2013	8:20						89	4.5	86	14	0.0	0.0	1.0
Tuesday, July 23, 2013	8:30						-3	2.3	85	14	0.0	0.0	1.5
Tuesday, July 23, 2013	8:40						95	4.5	76	14	0.0	0.7	1.0
Tuesday, July 23, 2013	8:50						245	5.7	76	14	0.0	0.0	0.8
Tuesday, July 23, 2013	9:00						14	2.8	83	15	0.0	0.0	1.0
Tuesday, July 23, 2013	9:10						33	3.8	84	15	0.0	1.9	0.5
Tuesday, July 23, 2013	9:20						76	4.6	90	15	0.0	2.6	0.5
Tuesday, July 23, 2013	9:30						8	3.2	94	15	0.0	0.0	0.0
Tuesday, July 23, 2013	9:40						5	3.1	87	15	0.0	0.0	0.0
Tuesday, July 23, 2013	9:50						-2	2.8	83	15	0.0	0.0	0.3
Tuesday, July 23, 2013	10:00						26	3.6	100	15	0.0	0.0	0.0
Tuesday, July 23, 2013	10:10						94	4.4	93	15	0.0	0.0	2.3
Tuesday, July 23, 2013	10:20						79	4.3	91	15	0.0	0.0	0.5
Tuesday, July 23, 2013	10:30						29	3.7	84	16	0.0	0.0	0.8
Tuesday, July 23, 2013	10:40						-1	3.2	85	16	0.0	0.0	0.3
Tuesday, July 23, 2013	10:50						12	3.1	83	16	0.0	0.0	0.3
Tuesday, July 23, 2013	11:00						45	3.8	82	16	0.0	0.0	0.3
Tuesday, July 23, 2013	11:10						29	3.6	85	16	0.0	0.0	0.0
Tuesday, July 23, 2013	11:20						18	3.3	90	16	0.0	0.0	0.0
Tuesday, July 23, 2013	11:30						49	3.9	88	16	0.0	0.0	0.0
Tuesday, July 23, 2013	11:40						62	4.2	86	16	0.0	0.0	0.0
Tuesday, July 23, 2013	11:50						36	3.7	85	16	0.0	0.0	0.0
Tuesday, July 23, 2013	12:00						20	3.5	85	16	0.0	0.0	0.0
Tuesday, July 23, 2013	12:10						37	3.7	83	16	0.0	0.0	0.0
Tuesday, July 23, 2013	12:20						-1	3.1	86	16	0.0	0.0	0.5
Tuesday, July 23, 2013	12:30						-5	3.0	74	16	0.0	0.0	0.3
Tuesday, July 23, 2013	12:40						-2	3.0	82	16	0.0	0.0	0.0
Tuesday, July 23, 2013	12:50						-6	3.1	75	16	0.0	0.0	0.3
Tuesday, July 23, 2013	13:00						-8	2.9	76	16	0.0	0.0	1.0
Tuesday, July 23, 2013	13:10						10	3.3	80	16	0.0	0.0	0.3
Tuesday, July 23, 2013	13:20						2	3.2	82	16	0.0	0.0	0.0
Tuesday, July 23, 2013	13:30						5	3.1	80	16	0.0	0.0	0.0
Tuesday, July 23, 2013	13:40						-5	2.7	76	16	0.0	0.0	0.0
Tuesday, July 23, 2013	13:50						-5	0.7	82	16	0.0	0.0	0.0
Tuesday, July 23, 2013	14:00						-4	0.7	239	17	0.0	0.0	0.3
Tuesday, July 23, 2013	14:10						-4	0.3	239	17	0.0	0.0	0.0
Tuesday, July 23, 2013	14:20						-4	0.4	258	17	0.0	0.0	0.0
Tuesday, July 23, 2013	14:30						-4	0.7	258	17	0.0	0.0	0.0

Table A-3: Location 1 Summer Compliance Evaluation

Date	Time	Duration	Leq	Lmax	L(10)	L(90)	WT N6	WT N6	Onsite Met	Onsite Met	Loc. 6	Loc. 6	Loc. 6
	Start Time	(min)	(dBA)	(dBA)	(dBA)	(dBA)	Output (kW)	HH WS (m/s)	WD @ 75m (degrees)	Temp. (°C)	Avg. WS @ 2m (m/s)	Gust WS @ 2m (m/s)	Precip. (mm)
Tuesday, July 23, 2013	14:40						-3	0.7	258	17	0.0	0.0	0.0
Tuesday, July 23, 2013	14:50						0	0.5	267	17	0.0	0.0	0.0
Tuesday, July 23, 2013	15:00						-1	1.0	296	18	0.0	0.0	0.0
Tuesday, July 23, 2013	15:10						0	0.8	311	18	0.0	0.0	0.0
Tuesday, July 23, 2013	15:20						-1	1.4	304	18	0.0	0.0	0.0
Tuesday, July 23, 2013	15:30						0	1.4	288	18	0.0	0.0	0.0
Tuesday, July 23, 2013	15:40						0	1.7	294	18	0.0	0.0	0.0
Tuesday, July 23, 2013	15:50						0	2.3	303	18	0.0	0.0	0.0
Tuesday, July 23, 2013	16:00						0	2.4	293	18	0.0	0.0	0.0
Tuesday, July 23, 2013	16:10						-3	3.2	310	18	0.0	0.0	0.0
Tuesday, July 23, 2013	16:20						2	3.5	305	18	0.0	0.0	0.0
Tuesday, July 23, 2013	16:30						45	3.9	304	18	0.0	0.0	0.0
Tuesday, July 23, 2013	16:40						24	3.5	302	18	0.0	0.2	0.0
Tuesday, July 23, 2013	16:50						-5	2.8	305	18	0.0	0.0	0.0
Tuesday, July 23, 2013	17:00						56	4.0	313	19	0.0	0.6	0.0
Tuesday, July 23, 2013	17:10						54	3.8	308	19	0.2	2.0	0.0
Tuesday, July 23, 2013	17:20						18	3.3	311	19	0.0	1.1	0.0
Tuesday, July 23, 2013	17:30						18	3.3	318	19	0.0	0.0	0.0
Tuesday, July 23, 2013	17:40						111	4.6	314	19	0.0	0.4	0.0
Tuesday, July 23, 2013	17:50						96	4.4	313	20	0.0	0.2	0.0
Tuesday, July 23, 2013	18:00						18	3.1	319	19	0.0	0.6	0.0
Tuesday, July 23, 2013	18:10						-5	2.4	322	19	0.0	0.0	0.0
Tuesday, July 23, 2013	18:20						-5	1.6	320	19	0.0	0.0	0.0
Tuesday, July 23, 2013	18:30						24	3.5	319	19	0.0	0.0	0.0
Tuesday, July 23, 2013	18:40						13	3.0	309	19	0.0	0.2	0.0
Tuesday, July 23, 2013	18:50						24	3.5	312	19	0.0	0.6	0.0
Tuesday, July 23, 2013	19:00						-1	2.9	315	19	0.0	0.2	0.0
Tuesday, July 23, 2013	19:10						16	3.4	310	19	0.0	0.0	0.0
Tuesday, July 23, 2013	19:20						9	3.2	308	19	0.0	0.0	0.0
Tuesday, July 23, 2013	19:30						-7	2.7	299	19	0.0	0.0	0.0
Tuesday, July 23, 2013	19:40						-5	2.5	301	18	0.0	0.0	0.0
Tuesday, July 23, 2013	19:50						-4	2.4	297	18	0.0	0.0	0.0
Tuesday, July 23, 2013	20:00						-4	2.4	298	18	0.0	0.0	0.0
Tuesday, July 23, 2013	20:10						-5	2.7	301	18	0.0	0.0	0.0
Tuesday, July 23, 2013	20:20						-5	2.6	297	18	0.0	0.0	0.0
Tuesday, July 23, 2013	20:30						-5	2.0	287	17	0.0	0.0	0.0
Tuesday, July 23, 2013	20:40						-1	1.9	286	17	0.0	0.0	0.0
Tuesday, July 23, 2013	20:50						-2	2.4	286	17	0.0	0.0	0.0
Tuesday, July 23, 2013	21:00						-12	2.7	273	17	0.0	0.0	0.0
Tuesday, July 23, 2013	21:10						-9	2.7	261	17	0.0	0.0	0.0
Tuesday, July 23, 2013	21:20						-13	2.8	262	17	0.0	0.0	0.0
Tuesday, July 23, 2013	21:30						-5	2.1	270	17	0.0	0.0	0.0
Tuesday, July 23, 2013	21:40						-5	2.2	275	17	0.0	0.0	0.0
Tuesday, July 23, 2013	21:50						-5	2.7	272	17	0.0	0.0	0.0
Tuesday, July 23, 2013	22:00						-7	2.8	271	17	0.0	0.0	0.0
Tuesday, July 23, 2013	22:10						-8	3.0	246	17	0.0	0.0	0.0
Tuesday, July 23, 2013	22:20						-8	2.8	249	17	0.0	0.0	0.0
Tuesday, July 23, 2013	22:30						-6	2.6	250	17	0.0	0.0	0.0
Tuesday, July 23, 2013	22:40						-5	2.8	247	17	0.0	0.0	0.0
Tuesday, July 23, 2013	22:50						-4	2.7	239	17	0.0	0.0	0.0
Tuesday, July 23, 2013	23:00						-8	2.8	222	17	0.0	0.0	0.0
Tuesday, July 23, 2013	23:10						-5	2.2	213	17	0.0	0.0	0.0
Tuesday, July 23, 2013	23:20						-5	2.5	206	18	0.0	0.0	0.0
Tuesday, July 23, 2013	23:30						-5	2.4	219	18	0.0	0.0	0.0
Tuesday, July 23, 2013	23:40						-5	2.0	224	18	0.0	0.0	0.0
Tuesday, July 23, 2013	23:50						-5	2.1	223	18	0.0	0.0	0.0
Wednesday, July 24, 2013	0:00						-5	2.1	228	18	0.0	0.0	0.0
Wednesday, July 24, 2013	0:10						-5	2.7	227	18	0.0	0.0	0.0
Wednesday, July 24, 2013	0:20						-6	2.8	244	18	0.0	0.0	0.0
Wednesday, July 24, 2013	0:30						-6	2.8	251	18	0.0	0.0	0.0
Wednesday, July 24, 2013	0:40						-5	1.7	247	17	0.0	0.0	0.0
Wednesday, July 24, 2013	0:50						-5	1.3	251	17	0.0	0.0	0.0
Wednesday, July 24, 2013	1:00						-4	1.5	244	17	0.0	0.0	0.0
Wednesday, July 24, 2013	1:10						-5	0.9	246	17	0.0	0.0	0.0
Wednesday, July 24, 2013	1:20						-5	0.6	252	17	0.0	0.0	0.0
Wednesday, July 24, 2013	1:30						-3	0.4	253	17	0.0	0.0	0.0
Wednesday, July 24, 2013	1:40						0	0.6	251	17	0.0	0.0	0.0
Wednesday, July 24, 2013	1:50						0	1.5	246	17	0.0	0.0	0.0
Wednesday, July 24, 2013	2:00						0	2.7	249	17	0.0	0.0	0.0
Wednesday, July 24, 2013	2:10						0	2.7	248	17	0.0	0.0	0.0
Wednesday, July 24, 2013	2:20						0	3.3	248	17	0.0	0.0	0.0
Wednesday, July 24, 2013	2:30						0	4.1	251	17	0.0	0.0	0.0
Wednesday, July 24, 2013	2:40						0	4.5	255	17	0.0	0.0	0.0
Wednesday, July 24, 2013	2:50						0	4.9	257	18	0.0	0.0	0.0
Wednesday, July 24, 2013	3:00						85	4.8	258	18	0.0	0.0	0.0
Wednesday, July 24, 2013	3:10						125	4.8	256	18	0.0	0.0	0.0
Wednesday, July 24, 2013	3:20						76	4.3	260	17	0.0	0.0	0.0
Wednesday, July 24, 2013	3:30						59	3.9	259	17	0.0	0.0	0.0
Wednesday, July 24, 2013	3:40						31	3.3	260	17	0.0	0.0	0.0
Wednesday, July 24, 2013	3:50						52	3.8	261	17	0.0	0.0	0.0
Wednesday, July 24, 2013	4:00						51	4.1	264	17	0.0	0.0	0.0
Wednesday, July 24, 2013	4:10						8	3.2	265	17	0.0	0.0	0.0
Wednesday, July 24, 2013	4:20						5	2.9	259	17	0.0	0.0	0.0
Wednesday, July 24, 2013	4:30						17	3.0	255	17	0.0	0.0	0.0
Wednesday, July 24, 2013	4:40						24	3.6	263	17	0.0	0.0	0.0
Wednesday, July 24, 2013	4:50						58	4.2	275	17	0.0	0.0	0.0
Wednesday, July 24, 2013	5:00						25	3.4	274	17	0.0	0.0	0.0
Wednesday, July 24, 2013	5:10						-5	2.1	275	17	0.0	0.0	0.0

Table A-3: Location 1 Summer Compliance Evaluation

Date	Time	Duration	Leq	Lmax	L(10)	L(90)	WT N6	WT N6	Onsite Met	Onsite Met	Loc. 6	Loc. 6	Loc. 6
	Start Time	(min)	(dBA)	(dBA)	(dBA)	(dBA)	Output (kW)	HH WS (m/s)	WD @ 75m (degrees)	Temp. (°C)	Avg. WS @ 2m (m/s)	Gust WS @ 2m (m/s)	Precip. (mm)
Wednesday, July 24, 2013	5:20						-7	2.8	270	17	0.0	0.0	0.0
Wednesday, July 24, 2013	5:30						-5	2.0	271	17	0.0	0.0	0.0
Wednesday, July 24, 2013	5:40						-3	3.1	271	17	0.0	0.0	0.0
Wednesday, July 24, 2013	5:50						10	3.3	270	17	0.0	0.0	0.0
Wednesday, July 24, 2013	6:00						-7	3.0	271	17	0.0	0.0	0.0
Wednesday, July 24, 2013	6:10						21	3.5	269	17	0.0	0.0	0.0
Wednesday, July 24, 2013	6:20						1	3.0	266	18	0.0	0.0	0.0
Wednesday, July 24, 2013	6:30						6	3.3	271	18	0.0	0.0	0.0
Wednesday, July 24, 2013	6:40						45	4.0	273	18	0.0	0.0	0.0
Wednesday, July 24, 2013	6:50						27	3.7	275	18	0.0	0.0	0.0
Wednesday, July 24, 2013	7:00						43	3.9	275	18	0.0	0.0	0.0
Wednesday, July 24, 2013	7:10						46	3.9	271	18	0.0	0.0	0.0
Wednesday, July 24, 2013	7:20						19	3.4	262	18	0.0	0.0	0.0
Wednesday, July 24, 2013	7:30						4	3.2	265	18	0.0	0.0	0.0
Wednesday, July 24, 2013	7:40						6	3.1	263	18	0.0	0.0	0.0
Wednesday, July 24, 2013	7:50						46	3.9	261	18	0.0	0.0	0.0
Wednesday, July 24, 2013	8:00						-1	2.8	263	18	0.0	0.0	0.0
Wednesday, July 24, 2013	8:10						53	4.0	265	18	0.0	0.2	0.0
Wednesday, July 24, 2013	8:20						107	4.6	267	18	0.0	2.2	0.0
Wednesday, July 24, 2013	8:30						174	5.1	274	19	0.0	2.0	0.0
Wednesday, July 24, 2013	8:40						202	5.3	271	19	0.0	0.2	0.0
Wednesday, July 24, 2013	8:50						74	4.1	272	18	0.0	0.7	0.0
Wednesday, July 24, 2013	9:00						112	4.6	276	18	0.0	1.5	0.0
Wednesday, July 24, 2013	9:10						53	3.8	281	18	0.0	1.9	0.0
Wednesday, July 24, 2013	9:20						32	3.7	300	19	0.0	3.0	0.0
Wednesday, July 24, 2013	9:30						250	5.6	289	20	0.6	4.1	0.0
Wednesday, July 24, 2013	9:40						380	6.7	293	20	0.6	3.9	0.0
Wednesday, July 24, 2013	9:50						960	8.8	289	20	0.6	4.3	0.0
Wednesday, July 24, 2013	10:00						269	5.6	289	19	0.7	3.7	0.0
Wednesday, July 24, 2013	10:10						467	7.0	295	19	0.7	2.8	0.0
Wednesday, July 24, 2013	10:20						771	8.2	290	19	0.7	4.1	0.0
Wednesday, July 24, 2013	10:30						428	6.8	272	19	0.7	4.8	0.0
Wednesday, July 24, 2013	10:40						643	7.6	278	19	0.6	3.3	0.0
Wednesday, July 24, 2013	10:50						929	8.7	276	19	0.7	3.9	0.0
Wednesday, July 24, 2013	11:00						1016	8.9	308	19	0.4	2.4	0.0
Wednesday, July 24, 2013	11:10						762	7.8	312	18	0.7	4.6	0.0
Wednesday, July 24, 2013	11:20						712	7.8	304	18	0.2	3.2	0.0
Wednesday, July 24, 2013	11:30						1219	9.5	305	17	0.9	5.2	0.0
Wednesday, July 24, 2013	11:40						1083	9.0	307	17	1.1	5.2	0.0
Wednesday, July 24, 2013	11:50						737	7.8	303	17	0.9	5.6	0.0
Wednesday, July 24, 2013	12:00						531	7.2	306	17	1.1	5.2	0.0
Wednesday, July 24, 2013	12:10						309	6.1	311	16	1.1	4.3	0.0
Wednesday, July 24, 2013	12:20						190	5.2	321	16	0.9	4.8	0.0
Wednesday, July 24, 2013	12:30						174	5.1	317	16	0.4	3.2	0.0
Wednesday, July 24, 2013	12:40						103	4.3	319	16	0.0	0.7	0.0
Wednesday, July 24, 2013	12:50						160	4.9	318	17	0.4	3.5	0.0
Wednesday, July 24, 2013	13:00						225	5.3	324	18	0.7	5.0	0.0
Wednesday, July 24, 2013	13:10						105	4.4	321	17	0.0	1.9	0.0
Wednesday, July 24, 2013	13:20						223	5.4	323	17	0.0	2.2	0.0
Wednesday, July 24, 2013	13:30						288	5.7	318	18	0.4	3.7	0.0
Wednesday, July 24, 2013	13:40						303	5.9	309	19	0.0	2.4	0.0
Wednesday, July 24, 2013	13:50						406	6.4	320	19	0.0	1.5	0.0
Wednesday, July 24, 2013	14:00						-4	7.0	321	19	0.0	1.7	0.0
Wednesday, July 24, 2013	14:10						-4	6.5	325	19	0.6	4.8	0.0
Wednesday, July 24, 2013	14:20						-4	7.8	327	19	1.7	5.7	0.0
Wednesday, July 24, 2013	14:30						-4	9.2	328	19	1.5	5.0	0.0
Wednesday, July 24, 2013	14:40						-4	8.3	328	19	0.7	4.8	0.0
Wednesday, July 24, 2013	14:50						-4	8.8	329	18	0.7	3.9	0.0
Wednesday, July 24, 2013	15:00						519	7.7	331	19	1.5	5.0	0.0
Wednesday, July 24, 2013	15:10						896	8.2	330	18	1.1	5.0	0.0
Wednesday, July 24, 2013	15:20						830	8.3	327	18	0.4	5.2	0.0
Wednesday, July 24, 2013	15:30						984	8.9	321	18	0.9	4.8	0.0
Wednesday, July 24, 2013	15:40						770	7.9	321	19	2.0	5.0	0.0
Wednesday, July 24, 2013	15:50						687	7.7	324	19	1.5	6.3	0.0
Wednesday, July 24, 2013	16:00						756	7.8	325	19	1.9	6.5	0.0
Wednesday, July 24, 2013	16:10						799	8.1	317	18	1.7	4.8	0.0
Wednesday, July 24, 2013	16:20						804	8.0	326	18	0.6	3.7	0.0
Wednesday, July 24, 2013	16:30						699	7.8	327	18	0.7	4.1	0.0
Wednesday, July 24, 2013	16:40						422	6.4	308	18	0.4	3.2	0.0
Wednesday, July 24, 2013	16:50						260	5.8	314	18	1.5	4.8	0.0
Wednesday, July 24, 2013	17:00						353	6.0	313	18	0.4	3.9	0.0
Wednesday, July 24, 2013	17:10						305	5.9	333	18	0.7	4.4	0.0
Wednesday, July 24, 2013	17:20						667	7.5	331	17	0.6	3.5	0.0
Wednesday, July 24, 2013	17:30						924	8.2	326	17	0.4	3.3	0.0
Wednesday, July 24, 2013	17:40						770	8.0	325	17	0.7	4.4	0.0
Wednesday, July 24, 2013	17:50						273	5.7	326	17	0.7	5.0	0.0
Wednesday, July 24, 2013	18:00						179	5.0	331	16	1.3	4.3	0.0
Wednesday, July 24, 2013	18:10						389	6.1	324	16	0.4	3.0	0.0
Wednesday, July 24, 2013	18:20						607	6.9	317	15	1.1	4.6	0.0
Wednesday, July 24, 2013	18:30						782	7.6	325	15	0.7	4.1	0.0
Wednesday, July 24, 2013	18:40						937	8.5	330	14	0.6	4.1	0.0
Wednesday, July 24, 2013	18:50						838	7.5	330	14	1.3	5.4	0.0
Wednesday, July 24, 2013	19:00						405	6.2	327	13	0.7	5.0	0.0
Wednesday, July 24, 2013	19:10						335	5.9	322	13	0.0	2.4	0.0
Wednesday, July 24, 2013	19:20						781	8.0	324	13	0.4	4.6	0.0
Wednesday, July 24, 2013	19:30						1028	8.7	327	12	0.9	5.6	0.0
Wednesday, July 24, 2013	19:40						512	6.6	325	12	0.6	3.9	0.0
Wednesday, July 24, 2013	19:50						492	6.7	324	12	0.2	3.5	0.0

Table A-3: Location 1 Summer Compliance Evaluation

Date	Time	Duration	Leq	Lmax	L(10)	L(90)	WT N6	WT N6	Onsite Met	Onsite Met	Loc. 6	Loc. 6	Loc. 6
	Start Time	(min)	(dBA)	(dBA)	(dBA)	(dBA)	Output (kW)	HH WS (m/s)	WD @ 75m (degrees)	Temp. (°C)	Avg. WS @ 2m (m/s)	Gust WS @ 2m (m/s)	Precip. (mm)
Wednesday, July 24, 2013	20:00						350	6.0	326	11	0.9	5.2	0.0
Wednesday, July 24, 2013	20:10						277	5.2	326	11	0.4	3.2	0.0
Wednesday, July 24, 2013	20:20						215	5.1	327	11	0.2	3.7	0.0
Wednesday, July 24, 2013	20:30						897	8.2	332	11	0.4	3.5	0.0
Wednesday, July 24, 2013	20:40						869	8.1	331	11	0.2	2.4	0.0
Wednesday, July 24, 2013	20:50						1042	8.6	330	10	0.2	3.3	0.0
Wednesday, July 24, 2013	21:00						674	7.6	331	10	0.4	3.7	0.0
Wednesday, July 24, 2013	21:10						476	6.4	329	10	0.2	2.0	0.0
Wednesday, July 24, 2013	21:20						530	7.0	327	10	0.9	5.4	0.0
Wednesday, July 24, 2013	21:30						373	6.4	327	9	0.7	5.0	0.0
Wednesday, July 24, 2013	21:40						523	6.6	324	9	0.9	3.7	0.0
Wednesday, July 24, 2013	21:50						987	8.7	324	9	1.1	4.1	0.0
Wednesday, July 24, 2013	22:00						854	8.1	325	9	1.3	5.0	0.0
Wednesday, July 24, 2013	22:10						690	7.5	324	9	0.7	4.1	0.0
Wednesday, July 24, 2013	22:20						1003	8.8	322	9	1.1	5.6	0.0
Wednesday, July 24, 2013	22:30						659	7.5	325	9	0.9	4.6	0.0
Wednesday, July 24, 2013	22:40						640	7.3	324	9	1.1	4.4	0.0
Wednesday, July 24, 2013	22:50						702	7.8	324	9	1.1	3.9	0.0
Wednesday, July 24, 2013	23:00						1012	8.4	321	9	1.3	6.3	0.0
Wednesday, July 24, 2013	23:10						689	7.4	322	9	1.1	5.2	0.0
Wednesday, July 24, 2013	23:20						606	7.0	321	9	0.7	3.2	0.0
Wednesday, July 24, 2013	23:30						566	7.0	325	9	0.7	4.1	0.0
Wednesday, July 24, 2013	23:40						316	5.8	324	9	0.4	2.8	0.0
Wednesday, July 24, 2013	23:50						331	6.1	325	8	0.7	5.0	0.0
Thursday, July 25, 2013	0:00						169	5.0	325	8	0.2	2.6	0.0
Thursday, July 25, 2013	0:10						170	4.9	324	8	0.2	2.6	0.0
Thursday, July 25, 2013	0:20						158	4.8	326	8	0.0	2.6	0.0
Thursday, July 25, 2013	0:30						163	5.0	326	8	0.0	2.6	0.0
Thursday, July 25, 2013	0:40						97	4.4	326	8	0.0	0.0	0.0
Thursday, July 25, 2013	0:50						66	4.0	326	8	0.0	1.7	0.0
Thursday, July 25, 2013	1:00						54	4.0	330	8	0.0	0.0	0.0
Thursday, July 25, 2013	1:10						94	4.4	327	8	0.0	0.0	0.0
Thursday, July 25, 2013	1:20						66	4.1	324	8	0.0	2.4	0.0
Thursday, July 25, 2013	1:30						72	4.2	322	8	0.0	0.0	0.0
Thursday, July 25, 2013	1:40						99	4.4	321	8	0.0	0.0	0.0
Thursday, July 25, 2013	1:50						71	4.8	319	8	0.0	0.0	0.0
Thursday, July 25, 2013	2:00						-4	4.8	319	8	0.0	0.0	0.0
Thursday, July 25, 2013	2:10						-4	4.2	318	8	0.0	0.0	0.0
Thursday, July 25, 2013	2:20						-4	3.8	319	8	0.0	0.0	0.0
Thursday, July 25, 2013	2:30						-4	3.8	320	8	0.0	0.0	0.0
Thursday, July 25, 2013	2:40						-4	3.6	321	8	0.0	0.0	0.0
Thursday, July 25, 2013	2:50						-3	3.9	319	8	0.0	0.0	0.0
Thursday, July 25, 2013	3:00						61	4.3	320	8	0.0	0.0	0.0
Thursday, July 25, 2013	3:10						45	3.6	321	8	0.0	0.0	0.0
Thursday, July 25, 2013	3:20						36	3.6	324	8	0.0	0.0	0.0
Thursday, July 25, 2013	3:30						62	3.8	322	7	0.0	0.0	0.0
Thursday, July 25, 2013	3:40						61	3.9	322	7	0.0	0.0	0.0
Thursday, July 25, 2013	3:50						80	4.0	325	8	0.0	0.0	0.0
Thursday, July 25, 2013	4:00						46	3.7	325	7	0.0	0.0	0.0
Thursday, July 25, 2013	4:10						30	3.4	327	7	0.0	0.0	0.0
Thursday, July 25, 2013	4:20						3	3.0	327	8	0.0	0.0	0.0
Thursday, July 25, 2013	4:30						16	3.3	333	7	0.0	0.0	0.0
Thursday, July 25, 2013	4:40						5	2.9	329	7	0.0	0.0	0.0
Thursday, July 25, 2013	4:50						-6	2.7	322	7	0.0	0.0	0.0
Thursday, July 25, 2013	5:00						-5	2.8	334	7	0.0	0.0	0.0
Thursday, July 25, 2013	5:10						-4	2.4	335	7	0.0	0.0	0.0
Thursday, July 25, 2013	5:20						-4	2.6	336	6	0.0	0.0	0.0
Thursday, July 25, 2013	5:30						-5	2.4	351	6	0.0	0.0	0.0
Thursday, July 25, 2013	5:40						-5	2.6	11	6	0.0	0.0	0.0
Thursday, July 25, 2013	5:50						-2	2.7	28	6	0.0	0.0	0.0
Thursday, July 25, 2013	6:00						16	3.4	7	7	0.0	0.0	0.0
Thursday, July 25, 2013	6:10						21	3.5	6	7	0.0	0.0	0.0
Thursday, July 25, 2013	6:20						7	3.2	6	7	0.0	0.0	0.0
Thursday, July 25, 2013	6:30						12	3.4	8	8	0.0	0.0	0.0
Thursday, July 25, 2013	6:40						14	3.3	29	8	0.0	0.0	0.0
Thursday, July 25, 2013	6:50						6	3.0	26	9	0.0	0.0	0.0
Thursday, July 25, 2013	7:00						12	3.2	34	9	0.0	0.0	0.0
Thursday, July 25, 2013	7:10						23	3.4	47	11	0.0	0.0	0.0
Thursday, July 25, 2013	7:20						33	3.6	55	10	0.0	0.0	0.0
Thursday, July 25, 2013	7:30						-5	2.8	49	10	0.0	0.0	0.0
Thursday, July 25, 2013	7:40						-3	2.7	48	11	0.0	0.0	0.0
Thursday, July 25, 2013	7:50						0	3.0	34	11	0.0	0.0	0.0
Thursday, July 25, 2013	8:00						-7	2.6	24	12	0.0	0.0	0.0
Thursday, July 25, 2013	8:10						-4	2.1	24	12	0.0	0.2	0.0
Thursday, July 25, 2013	8:20						-4	1.5	59	12	0.0	0.0	0.0
Thursday, July 25, 2013	8:30						-4	1.2	53	12	0.0	0.0	0.0
Thursday, July 25, 2013	8:40						-4	0.8	59	13	0.0	0.0	0.0
Thursday, July 25, 2013	8:50						-4	1.0	44	13	0.0	0.0	0.0
Thursday, July 25, 2013	9:00						-2	1.0	350	14	0.0	0.0	0.0
Thursday, July 25, 2013	9:10						0	2.4	324	14	0.0	0.0	0.0
Thursday, July 25, 2013	9:20						0	2.2	66	13	0.0	0.0	0.0
Thursday, July 25, 2013	9:30						0	2.2	52	14	0.0	0.0	0.0
Thursday, July 25, 2013	9:40						0	2.5	75	13	0.0	0.0	0.0
Thursday, July 25, 2013	9:50						-3	3.4	75	13	0.0	0.0	0.0
Thursday, July 25, 2013	10:00						1	2.9	101	13	0.0	0.0	0.0
Thursday, July 25, 2013	10:10						95	4.2	109	13	0.0	1.5	0.0
Thursday, July 25, 2013	10:20						77	4.0	121	13	0.0	0.0	0.0
Thursday, July 25, 2013	10:30						43	3.5	103	13	0.0	0.0	0.0

Table A-3: Location 1 Summer Compliance Evaluation

Date	Time	Duration	Leq	Lmax	L(10)	L(90)	WT N6	WT N6	Onsite Met	Onsite Met	Loc. 6	Loc. 6	Loc. 6
	Start Time	(min)	(dBA)	(dBA)	(dBA)	(dBA)	Output (kW)	HH WS (m/s)	WD @ 75m (degrees)	Temp. (°C)	Avg. WS @ 2m (m/s)	Gust WS @ 2m (m/s)	Precip. (mm)
Thursday, July 25, 2013	10:40						13	3.7	107	13	0.0	2.2	0.0
Thursday, July 25, 2013	10:50						35	3.5	110	13	0.0	0.0	0.0
Thursday, July 25, 2013	11:00						20	3.4	143	14	0.0	0.6	0.0
Thursday, July 25, 2013	11:10						34	3.6	105	14	0.0	0.0	0.0
Thursday, July 25, 2013	11:20						40	3.6	79	14	0.0	0.0	0.0
Thursday, July 25, 2013	11:30						6	3.3	107	14	0.0	0.0	0.0
Thursday, July 25, 2013	11:40						-3	2.8	92	15	0.0	0.0	0.0
Thursday, July 25, 2013	11:50						-1	3.1	125	15	0.0	0.0	0.0
Thursday, July 25, 2013	12:00						-5	2.0	89	15	0.0	0.0	0.0
Thursday, July 25, 2013	12:10						-2	2.6	41	15	0.0	0.0	0.0
Thursday, July 25, 2013	12:20						-5	1.6	50	15	0.0	0.0	0.0
Thursday, July 25, 2013	12:30						-5	2.3	71	15	0.0	0.0	0.0
Thursday, July 25, 2013	12:40						-5	1.9	97	15	0.0	0.0	0.0
Thursday, July 25, 2013	12:50						-6	2.4	67	16	0.0	0.0	0.0
Thursday, July 25, 2013	13:00						-6	2.9	56	16	0.0	0.0	0.0
Thursday, July 25, 2013	13:10						2	2.9	106	16	0.0	0.0	0.0
Thursday, July 25, 2013	13:20						-3	3.0	120	16	0.0	0.0	0.0
Thursday, July 25, 2013	13:30						-5	2.4	151	17	0.0	0.0	0.0
Thursday, July 25, 2013	13:40						0	3.2	89	17	0.0	0.0	0.0
Thursday, July 25, 2013	13:50						-5	2.4	127	17	0.0	0.0	0.0
Thursday, July 25, 2013	14:00						-4	3.4	164	17	0.0	0.0	0.0
Thursday, July 25, 2013	14:10						-4	3.4	104	17	0.0	0.6	0.0
Thursday, July 25, 2013	14:20						-4	3.1	104	16	0.0	0.0	0.0
Thursday, July 25, 2013	14:30						-4	3.0	100	16	0.0	0.0	0.0
Thursday, July 25, 2013	14:40						-4	3.6	101	17	0.0	0.0	0.0
Thursday, July 25, 2013	14:50						0	2.8	96	16	0.0	0.0	0.0
Thursday, July 25, 2013	15:00						-2	2.2	77	16	0.0	0.0	0.0
Thursday, July 25, 2013	15:10						-1	2.2	83	16	0.0	0.0	0.0
Thursday, July 25, 2013	15:20						-5	2.8	121	17	0.0	0.0	0.0
Thursday, July 25, 2013	15:30						-5	1.6	128	17	0.0	0.0	0.0
Thursday, July 25, 2013	15:40						-5	2.5	118	17	0.0	0.0	0.0
Thursday, July 25, 2013	15:50						-4	2.0	126	17	0.0	1.3	0.0
Thursday, July 25, 2013	16:00						-5	1.5	104	17	0.0	0.0	0.0
Thursday, July 25, 2013	16:10						-4	1.6	86	17	0.0	0.0	0.0
Thursday, July 25, 2013	16:20						-5	1.4	32	17	0.0	0.0	0.0
Thursday, July 25, 2013	16:30						-4	1.2	345	17	0.0	0.0	0.0
Thursday, July 25, 2013	16:40						-2	1.3	339	17	0.0	0.0	0.0
Thursday, July 25, 2013	16:50						0	1.3	335	17	0.0	0.0	0.0
Thursday, July 25, 2013	17:00						-1	1.4	335	17	0.0	0.0	0.0
Thursday, July 25, 2013	17:10						0	1.2	281	17	0.0	0.0	0.0
Thursday, July 25, 2013	17:20						0	0.9	271	17	0.0	0.0	0.0
Thursday, July 25, 2013	17:30						0	0.8	271	17	0.0	0.0	0.0
Thursday, July 25, 2013	17:40						0	0.8	284	16	0.0	0.0	0.0
Thursday, July 25, 2013	17:50						0	1.2	308	16	0.0	0.0	0.0
Thursday, July 25, 2013	18:00						0	1.9	42	16	0.0	0.0	0.0
Thursday, July 25, 2013	18:10						-1	2.0	42	16	0.0	0.0	0.0
Thursday, July 25, 2013	18:20						0	1.5	41	16	0.0	0.0	0.0
Thursday, July 25, 2013	18:30						0	2.3	41	16	0.0	0.0	0.0
Thursday, July 25, 2013	18:40						0	2.4	41	16	0.0	0.0	0.0
Thursday, July 25, 2013	18:50						0	1.7	41	15	0.0	0.0	0.0
Thursday, July 25, 2013	19:00						0	1.7	41	15	0.0	0.0	0.0
Thursday, July 25, 2013	19:10						0	1.9	41	15	0.0	0.0	0.0
Thursday, July 25, 2013	19:20						-1	2.6	48	15	0.0	0.0	0.0
Thursday, July 25, 2013	19:30						0	2.6	64	15	0.0	0.0	0.0
Thursday, July 25, 2013	19:40						0	1.9	65	15	0.0	0.0	0.0
Thursday, July 25, 2013	19:50						0	1.6	72	15	0.0	0.0	0.0
Thursday, July 25, 2013	20:00						0	2.0	76	15	0.0	0.0	0.0
Thursday, July 25, 2013	20:10						0	1.8	63	15	0.0	0.0	0.0
Thursday, July 25, 2013	20:20						0	1.6	67	15	0.0	0.0	0.0
Thursday, July 25, 2013	20:30						0	1.4	62	15	0.0	0.0	0.0
Thursday, July 25, 2013	20:40						0	1.4	62	15	0.0	0.0	0.0
Thursday, July 25, 2013	20:50						-1	1.4	67	15	0.0	0.0	0.0
Thursday, July 25, 2013	21:00						0	0.8	61	15	0.0	0.0	0.0
Thursday, July 25, 2013	21:10						-1	0.5	54	15	0.0	0.0	0.0
Thursday, July 25, 2013	21:20						0	0.8	61	14	0.0	0.0	0.0
Thursday, July 25, 2013	21:30						0	1.1	63	15	0.0	0.0	0.0
Thursday, July 25, 2013	21:40						0	1.5	63	15	0.0	0.0	0.0
Thursday, July 25, 2013	21:50						0	2.3	63	15	0.0	0.0	0.0
Thursday, July 25, 2013	22:00						-1	2.0	64	15	0.0	0.0	0.0
Thursday, July 25, 2013	22:10						0	1.9	62	15	0.0	0.0	0.0
Thursday, July 25, 2013	22:20						0	1.5	51	15	0.0	0.0	0.0
Thursday, July 25, 2013	22:30						-1	1.7	43	15	0.0	0.0	0.0
Thursday, July 25, 2013	22:40						0	2.6	52	14	0.0	0.0	0.0
Thursday, July 25, 2013	22:50						-1	2.9	57	15	0.0	0.0	0.0
Thursday, July 25, 2013	23:00						-1	2.4	63	15	0.0	0.0	0.0
Thursday, July 25, 2013	23:10						-1	1.1	61	15	0.0	0.0	0.0
Thursday, July 25, 2013	23:20						0	0.6	57	15	0.0	0.0	0.0
Thursday, July 25, 2013	23:30						0	1.1	62	15	0.0	0.0	0.0
Thursday, July 25, 2013	23:40						0	1.0	70	15	0.0	0.0	0.0
Thursday, July 25, 2013	23:50						0	0.9	70	15	0.0	0.0	0.0
Friday, July 26, 2013	0:00						0	1.4	67	15	0.0	0.0	0.0
Friday, July 26, 2013	0:10						0	2.0	67	15	0.0	0.0	0.0
Friday, July 26, 2013	0:20						-6	2.9	73	15	0.0	0.0	0.0
Friday, July 26, 2013	0:30						-12	3.0	75	15	0.0	0.0	0.0
Friday, July 26, 2013	0:40						-5	2.3	78	14	0.0	0.0	0.0
Friday, July 26, 2013	0:50						-5	1.9	74	14	0.0	0.0	0.0
Friday, July 26, 2013	1:00						-5	2.4	75	14	0.0	0.0	0.0
Friday, July 26, 2013	1:10						-5	1.8	75	14	0.0	0.0	0.0

Table A-3: Location 1 Summer Compliance Evaluation

Date	Time	Duration	Leq	Lmax	L(10)	L(90)	WT N6	WT N6	Onsite Met	Onsite Met	Loc. 6	Loc. 6	Loc. 6
	Start Time	(min)	(dBA)	(dBA)	(dBA)	(dBA)	Output (kW)	HH WS (m/s)	WD @ 75m (degrees)	Temp. (°C)	Avg. WS @ 2m (m/s)	Gust WS @ 2m (m/s)	Precip. (mm)
Friday, July 26, 2013	1:20						-5	0.8	66	14	0.0	0.0	0.0
Friday, July 26, 2013	1:30						-4	0.5	59	14	0.0	0.0	0.0
Friday, July 26, 2013	1:40						-1	0.5	52	14	0.0	0.0	0.0
Friday, July 26, 2013	1:50						0	0.7	63	14	0.0	0.0	0.0
Friday, July 26, 2013	2:00						0	0.4	62	14	0.0	0.0	0.0
Friday, July 26, 2013	2:10						0	0.5	65	14	0.0	0.0	0.0
Friday, July 26, 2013	2:20						0	0.4	70	14	0.0	0.0	0.0
Friday, July 26, 2013	2:30						0	0.7	72	15	0.0	0.0	0.0
Friday, July 26, 2013	2:40						0	1.3	74	15	0.0	0.0	0.0
Friday, July 26, 2013	2:50						0	1.6	75	14	0.0	0.0	0.0
Friday, July 26, 2013	3:00						-1	1.0	79	14	0.0	0.0	0.0
Friday, July 26, 2013	3:10						-1	0.8	82	14	0.0	0.0	0.0
Friday, July 26, 2013	3:20						0	1.6	76	14	0.0	0.0	0.0
Friday, July 26, 2013	3:30						0	1.8	67	14	0.0	0.0	0.0
Friday, July 26, 2013	3:40						0	1.3	65	14	0.0	0.0	0.0
Friday, July 26, 2013	3:50						0	0.9	62	14	0.0	0.0	0.0
Friday, July 26, 2013	4:00						-1	0.7	61	14	0.0	0.0	0.0
Friday, July 26, 2013	4:10						0	1.7	61	14	0.0	0.0	0.0
Friday, July 26, 2013	4:20						0	2.1	49	14	0.0	0.0	0.0
Friday, July 26, 2013	4:30						0	2.1	39	14	0.0	0.0	0.0
Friday, July 26, 2013	4:40						-2	3.0	33	14	0.0	0.0	0.0
Friday, July 26, 2013	4:50						-2	2.8	22	14	0.0	0.0	0.0
Friday, July 26, 2013	5:00						0	2.5	12	14	0.0	0.0	0.0
Friday, July 26, 2013	5:10						-2	2.9	6	14	0.0	0.0	0.0
Friday, July 26, 2013	5:20						-1	3.0	6	14	0.0	0.0	0.0
Friday, July 26, 2013	5:30						-8	2.6	13	14	0.0	0.0	0.0
Friday, July 26, 2013	5:40						-6	2.6	2	14	0.0	0.0	0.0
Friday, July 26, 2013	5:50						8	3.1	344	14	0.0	0.0	0.0
Friday, July 26, 2013	6:00						23	3.4	340	14	0.0	0.0	0.0
Friday, July 26, 2013	6:10						-5	2.7	331	14	0.0	0.0	0.0
Friday, July 26, 2013	6:20						7	3.2	320	13	0.0	0.0	0.0
Friday, July 26, 2013	6:30						19	3.5	325	13	0.0	0.0	0.0
Friday, July 26, 2013	6:40						-5	2.9	335	13	0.0	0.0	0.0
Friday, July 26, 2013	6:50						3	3.0	343	14	0.0	0.0	0.0
Friday, July 26, 2013	7:00						9	3.3	344	14	0.0	0.0	0.0
Friday, July 26, 2013	7:10						26	3.4	358	14	0.0	0.0	0.0
Friday, July 26, 2013	7:20						84	4.2	346	14	0.0	0.2	0.0
Friday, July 26, 2013	7:30						33	3.4	338	14	0.0	0.0	0.0
Friday, July 26, 2013	7:40						1	2.9	328	14	0.0	0.0	0.0
Friday, July 26, 2013	7:50						2	3.1	332	14	0.0	0.0	0.0
Friday, July 26, 2013	8:00						-1	2.5	331	14	0.0	0.0	0.0
Friday, July 26, 2013	8:10						2	2.8	354	14	0.0	0.0	0.0
Friday, July 26, 2013	8:20						-4	2.6	348	14	0.0	0.0	0.0
Friday, July 26, 2013	8:30						-5	2.6	345	14	0.0	0.0	0.0
Friday, July 26, 2013	8:40						-4	2.7	336	14	0.0	0.0	0.0
Friday, July 26, 2013	8:50						-4	2.3	349	15	0.0	0.0	0.0
Friday, July 26, 2013	9:00						4	3.1	336	15	0.0	0.0	0.0
Friday, July 26, 2013	9:10						3	3.1	335	15	0.0	0.7	0.0
Friday, July 26, 2013	9:20						-8	2.3	328	15	0.0	0.0	0.0
Friday, July 26, 2013	9:30						-12	2.3	339	15	0.0	0.0	0.0
Friday, July 26, 2013	9:40						-12	2.3	359	15	0.0	0.0	0.0
Friday, July 26, 2013	9:50						-12	2.3	0	16	0.0	0.4	0.0
Friday, July 26, 2013	10:00						-12	2.3	360	16	0.0	0.0	0.0
Friday, July 26, 2013	10:10						-12	2.3	6	16	0.0	0.0	0.0
Friday, July 26, 2013	10:20						-12	2.3	355	16	0.0	0.2	0.0
Friday, July 26, 2013	10:30						-12	2.3	344	16	0.0	0.9	0.0
Friday, July 26, 2013	10:40						-12	2.3	7	16	0.2	2.4	0.0
Friday, July 26, 2013	10:50						-12	2.3	337	16	0.0	1.5	0.0
Friday, July 26, 2013	11:00						-12	2.3	351	16	0.2	2.6	0.0
Friday, July 26, 2013	11:10						-12	2.3	4	16	0.0	0.9	0.0
Friday, July 26, 2013	11:20						-12	2.3	339	16	0.0	1.7	0.0
Friday, July 26, 2013	11:30						-12	2.3	332	16	0.0	0.6	0.0
Friday, July 26, 2013	11:40						-12	2.3	325	16	0.2	2.4	0.0
Friday, July 26, 2013	11:50						-12	2.3	324	16	0.2	2.0	0.0
Friday, July 26, 2013	12:00						-12	2.3	330	17	0.0	1.5	0.0
Friday, July 26, 2013	12:10						-12	2.3	324	17	0.2	2.4	0.0
Friday, July 26, 2013	12:20						-12	2.3	319	17	0.2	2.0	0.0
Friday, July 26, 2013	12:30						-12	2.3	315	18	0.2	2.2	0.0
Friday, July 26, 2013	12:40						10	3.6	319	18	0.2	3.3	0.0
Friday, July 26, 2013	12:50						95	4.4	324	19	0.2	3.3	0.0
Friday, July 26, 2013	13:00						116	4.4	315	19	0.6	3.2	0.0
Friday, July 26, 2013	13:10						91	4.2	315	18	0.4	2.8	0.0
Friday, July 26, 2013	13:20						164	5.0	312	19	0.4	3.3	0.0
Friday, July 26, 2013	13:30						181	5.3	306	19	0.4	4.3	0.0
Friday, July 26, 2013	13:40						232	5.6	306	20	0.7	3.7	0.0
Friday, July 26, 2013	13:50						234	5.5	315	20	0.7	3.7	0.0
Friday, July 26, 2013	14:00						11	5.6	310	21	0.7	4.1	0.0
Friday, July 26, 2013	14:10						-4	6.1	314	20	0.9	6.3	0.0
Friday, July 26, 2013	14:20						-4	6.1	307	20	1.5	4.4	0.0
Friday, July 26, 2013	14:30						-4	6.1	308	20	0.6	3.5	0.0
Friday, July 26, 2013	14:40	0:10	39	46	41	35	-4	7.3	308	20	0.7	5.4	0.0
Friday, July 26, 2013	14:50	0:10	39	48	40	37	-4	6.8	309	20	0.2	4.3	0.0
Friday, July 26, 2013	15:00	0:10	41	50	43	37	390	7.0	313	20	0.6	4.4	0.0
Friday, July 26, 2013	15:10	0:10	39	45	41	36	435	6.6	311	20	0.9	3.9	0.0
Friday, July 26, 2013	15:20	0:10	40	46	43	36	446	6.7	314	20	1.3	4.3	0.0
Friday, July 26, 2013	15:30	0:10	39	45	41	36	249	5.2	322	21	0.7	4.4	0.0
Friday, July 26, 2013	15:40	0:10	41	55	44	36	458	6.6	312	21	0.7	4.6	0.0
Friday, July 26, 2013	15:50	0:10	43	61	46	37	318	6.0	317	21	0.9	3.9	0.0

Table A-3: Location 1 Summer Compliance Evaluation

Date	Time	Duration	Leq	Lmax	L(10)	L(90)	WT N6	WT N6	Onsite Met	Onsite Met	Loc. 6	Loc. 6	Loc. 6
	Start Time	(min)	(dBA)	(dBA)	(dBA)	(dBA)	Output (kW)	HH WS (m/s)	WD @ 75m (degrees)	Temp. (°C)	Avg. WS @ 2m (m/s)	Gust WS @ 2m (m/s)	Precip. (mm)
Friday, July 26, 2013	16:00	0:10	38	47	40	35	326	6.0	316	22	1.1	4.1	0.0
Friday, July 26, 2013	16:10	0:10	36	43	38	35	286	5.7	310	21	1.3	4.8	0.0
Friday, July 26, 2013	16:20	0:10	39	43	40	37	410	6.6	308	21	1.1	4.1	0.0
Friday, July 26, 2013	16:30	0:10	40	46	43	37	510	7.0	308	21	0.6	3.7	0.0
Friday, July 26, 2013	16:40	0:10	40	45	43	37	451	6.7	307	21	1.1	4.8	0.0
Friday, July 26, 2013	16:50	0:10	39	47	41	36	470	6.8	307	20	0.7	3.7	0.0
Friday, July 26, 2013	17:00	0:10	37	45	39	36	555	7.3	314	19	0.4	3.2	0.0
Friday, July 26, 2013	17:10	0:10	38	46	40	36	342	5.8	319	19	0.7	4.8	0.0
Friday, July 26, 2013	17:20	0:10	38	48	40	36	297	5.9	321	19	0.4	3.2	0.0
Friday, July 26, 2013	17:30	0:10	37	45	40	35	296	5.8	322	19	0.6	4.1	0.0
Friday, July 26, 2013	17:40	0:10	36	41	38	35	108	4.4	325	19	0.9	4.1	0.0
Friday, July 26, 2013	17:50	0:10	38	42	39	35	342	6.2	315	19	0.4	3.0	0.0
Friday, July 26, 2013	18:00	0:10	37	43	39	35	332	6.2	313	19	0.4	3.5	0.0
Friday, July 26, 2013	18:10	0:10	38	47	39	36	439	6.7	315	19	0.0	1.9	0.0
Friday, July 26, 2013	18:20	0:10	39	52	41	35	289	5.9	319	18	0.4	3.7	0.0
Friday, July 26, 2013	18:30	0:10	36	47	37	35	215	5.5	317	19	0.4	3.7	0.0
Friday, July 26, 2013	18:40	0:10	38	45	40	36	501	7.0	312	19	1.1	4.3	0.0
Friday, July 26, 2013	18:50	0:10	37	44	39	35	472	6.8	315	19	0.4	3.2	0.0
Friday, July 26, 2013	19:00	0:10	41	59	43	35	404	6.6	312	18	0.4	4.4	0.0
Friday, July 26, 2013	19:10	0:10	38	45	39	35	302	5.9	309	19	0.6	3.3	0.0
Friday, July 26, 2013	19:20	0:10	39	50	42	36	341	6.3	313	18	0.6	3.7	0.0
Friday, July 26, 2013	19:30	0:10	43	72	44	35	487	6.7	323	18	0.2	3.5	0.0
Friday, July 26, 2013	19:40	0:02	39	52	42	35	441	6.6	324	18	0.4	3.2	0.0
Friday, July 26, 2013	19:50	0:10	41	67	41	36	601	7.5	325	17	0.6	3.9	0.0
Friday, July 26, 2013	20:00	0:10	41	48	44	38	749	8.0	329	17	0.6	3.5	0.0
Friday, July 26, 2013	20:10	0:10	38	45	41	36	712	7.7	317	17	0.6	3.7	0.0
Friday, July 26, 2013	20:20	0:10	38	49	41	34	376	6.3	318	17	0.2	3.3	0.0
Friday, July 26, 2013	20:30	0:10	38	49	41	34	372	6.3	321	17	0.0	0.0	0.0
Friday, July 26, 2013	20:40	0:10	38	50	41	36	597	7.4	319	16	0.0	0.0	0.0
Friday, July 26, 2013	20:50	0:10	36	46	37	34	320	5.9	326	16	0.2	2.6	0.0
Friday, July 26, 2013	21:00	0:10	36	41	37	35	248	5.7	320	16	0.2	3.2	0.0
Friday, July 26, 2013	21:10	0:10	35	48	36	34	347	6.1	318	16	0.0	1.5	0.0
Friday, July 26, 2013	21:20	0:10	33	40	34	33	322	6.3	318	16	0.2	2.2	0.0
Friday, July 26, 2013	21:30	0:10	33	42	34	33	156	4.8	316	16	0.0	2.8	0.0
Friday, July 26, 2013	21:40	0:10	33	38	34	33	190	5.4	311	16	0.0	0.0	0.0
Friday, July 26, 2013	21:50	0:10	33	40	34	33	273	5.9	312	15	0.0	0.0	0.0
Friday, July 26, 2013	22:00	0:10	34	38	34	33	287	5.9	312	15	0.0	1.9	0.0
Friday, July 26, 2013	22:10	0:10	35	48	36	34	219	5.6	310	15	0.0	2.8	0.0
Friday, July 26, 2013	22:20	0:10	34	45	34	34	241	5.6	310	15	0.2	2.2	0.0
Friday, July 26, 2013	22:30	0:10	34	37	35	33	296	6.1	307	15	0.2	2.8	0.0
Friday, July 26, 2013	22:40	0:10	34	37	34	33	119	4.5	319	15	0.4	3.3	0.0
Friday, July 26, 2013	22:50	0:10	33	40	34	33	72	4.2	324	15	0.4	3.2	0.0
Friday, July 26, 2013	23:00	0:10	34	39	35	33	222	5.5	321	15	0.2	1.9	0.0
Friday, July 26, 2013	23:10	0:10	34	41	34	33	199	5.5	314	15	0.2	2.6	0.0
Friday, July 26, 2013	23:20	0:10	35	44	36	34	425	6.6	310	15	0.2	2.6	0.0
Friday, July 26, 2013	23:30	0:10	36	40	37	35	387	6.5	306	14	0.4	3.0	0.0
Friday, July 26, 2013	23:40	0:10	34	42	35	33	227	5.2	306	14	0.2	3.2	0.0
Friday, July 26, 2013	23:50	0:10	34	38	34	33	84	4.3	314	14	0.2	2.4	0.0
Saturday, July 27, 2013	0:00	0:10	34	38	35	33	15	3.4	318	14	0.2	2.6	0.0
Saturday, July 27, 2013	0:10	0:10	33	42	34	32	-11	1.9	317	14	0.2	2.2	0.0
Saturday, July 27, 2013	0:20	0:10	33	37	34	32	-7	2.9	318	14	0.2	2.0	0.0
Saturday, July 27, 2013	0:30	0:10	34	44	34	33	12	3.8	315	14	0.0	1.7	0.0
Saturday, July 27, 2013	0:40	0:10	34	37	34	33	-4	2.9	323	14	0.2	2.6	0.0
Saturday, July 27, 2013	0:50	0:10	33	39	34	33	23	3.5	321	14	0.2	2.0	0.0
Saturday, July 27, 2013	1:00	0:10	34	40	34	33	140	4.9	316	14	0.0	1.3	0.0
Saturday, July 27, 2013	1:10	0:10	33	41	34	33	148	4.9	315	14	0.4	1.9	0.0
Saturday, July 27, 2013	1:20	0:10	33	36	34	33	12	3.3	316	14	0.0	1.9	0.0
Saturday, July 27, 2013	1:30	0:10	33	37	34	33	62	3.9	318	14	0.0	2.2	0.0
Saturday, July 27, 2013	1:40	0:10	35	42	36	34	171	5.0	315	14	0.0	2.2	0.0
Saturday, July 27, 2013	1:50	0:10	36	38	36	35	316	6.4	317	14	0.2	2.6	0.0
Saturday, July 27, 2013	2:00	0:10	35	39	36	34	-4	6.0	320	14	0.2	1.9	0.0
Saturday, July 27, 2013	2:10	0:10	34	38	34	33	-4	4.4	316	14	0.4	2.8	0.0
Saturday, July 27, 2013	2:20	0:10	33	39	34	33	-4	3.9	315	14	0.2	2.6	0.0
Saturday, July 27, 2013	2:30	0:10	33	36	34	33	-4	4.9	318	14	0.2	1.7	0.0
Saturday, July 27, 2013	2:40	0:10	33	36	34	33	-4	4.7	317	14	0.0	1.7	0.0
Saturday, July 27, 2013	2:50	0:10	33	42	34	33	-4	7.8	317	14	0.0	1.5	0.0
Saturday, July 27, 2013	3:00	0:10	34	37	34	33	261	6.6	320	14	0.0	1.1	0.0
Saturday, July 27, 2013	3:10	0:10	34	38	34	33	282	5.9	315	14	0.4	3.3	0.0
Saturday, July 27, 2013	3:20	0:10	34	39	35	33	198	5.3	314	14	0.6	3.7	0.0
Saturday, July 27, 2013	3:30	0:10	34	40	35	34	291	5.9	314	14	0.7	4.1	0.0
Saturday, July 27, 2013	3:40	0:10	35	37	36	35	413	6.6	314	14	0.6	3.3	0.0
Saturday, July 27, 2013	3:50	0:10	35	37	35	34	355	6.2	312	14	0.6	4.4	0.0
Saturday, July 27, 2013	4:00	0:10	35	41	35	34	286	5.7	318	14	0.6	3.3	0.0
Saturday, July 27, 2013	4:10	0:10	35	37	35	34	179	4.7	325	14	0.4	2.6	0.0
Saturday, July 27, 2013	4:20	0:10	35	37	35	34	105	4.4	323	14	0.2	2.2	0.0
Saturday, July 27, 2013	4:30	0:10	34	43	35	33	104	4.3	320	14	0.2	3.3	0.0
Saturday, July 27, 2013	4:40	0:10	40	56	42	33	3	4.5	316	13	0.0	1.1	0.0
Saturday, July 27, 2013	4:50	0:10	38	53	42	33	-6	4.8	319	13	0.0	1.9	0.0
Saturday, July 27, 2013	5:00	0:10	37	51	40	34	-5	4.7	320	13	0.0	0.7	0.0
Saturday, July 27, 2013	5:10	0:10	39	51	43	34	-5	5.7	314	13	0.0	2.0	0.0
Saturday, July 27, 2013	5:20	0:10	38	50	40	34	-5	4.9	310	13	0.0	1.9	0.0
Saturday, July 27, 2013	5:30	0:10	39	52	40	36	-5	4.6	308	13	0.0	2.6	0.0
Saturday, July 27, 2013	5:40	0:10	37	48	39	35	-2	4.8	308	13	0.0	3.0	0.0
Saturday, July 27, 2013	5:50	0:10	41	64	40	34	-2	4.8	309	13	0.2	2.2	0.0
Saturday, July 27, 2013	6:00	0:10	37	53	39	34	-1	4.5	310	14	0.2	2.4	0.0
Saturday, July 27, 2013	6:10	0:10	35	42	36	34	-1	3.5	312	14	0.0	1.9	0.0
Saturday, July 27, 2013	6:20	0:10	36	51	40	33	-1	3.6	319	14	0.0	1.1	0.0
Saturday, July 27, 2013	6:30	0:10	36	47	40	33	-1	5.0	323	14	0.0	1.3	0.0

Table A-3: Location 1 Summer Compliance Evaluation

Date	Time	Duration	Leq	Lmax	L(10)	L(90)	WT N6	WT N6	Onsite Met	Onsite Met	Loc. 6	Loc. 6	Loc. 6
	Start Time	(min)	(dBA)	(dBA)	(dBA)	(dBA)	Output (kW)	HH WS (m/s)	WD @ 75m (degrees)	Temp. (°C)	Avg. WS @ 2m (m/s)	Gust WS @ 2m (m/s)	Precip. (mm)
Saturday, July 27, 2013	6:40	0:10	35	46	39	33	0	4.9	318	14	0.0	1.1	0.0
Saturday, July 27, 2013	6:50	0:10	37	51	40	32	0	5.0	316	14	0.0	0.0	0.0
Saturday, July 27, 2013	7:00	0:10	36	48	40	33	0	4.8	310	14	0.0	2.0	0.0
Saturday, July 27, 2013	7:10	0:10	37	48	39	33	0	4.5	312	15	0.2	3.2	0.0
Saturday, July 27, 2013	7:20	0:10	36	47	39	33	0	4.0	321	15	0.4	3.3	0.0
Saturday, July 27, 2013	7:30	0:10	35	48	37	33	0	3.9	328	16	0.2	2.8	0.0
Saturday, July 27, 2013	7:40	0:10	34	43	34	33	0	3.9	329	16	0.2	2.6	0.0
Saturday, July 27, 2013	7:50	0:10	34	44	35	33	0	3.5	333	16	0.0	2.4	0.0
Saturday, July 27, 2013	8:00	0:10	33	46	34	32	-1	3.6	332	16	0.0	1.1	0.0
Saturday, July 27, 2013	8:10	0:10	38	51	41	33	-1	3.3	325	17	0.0	1.9	0.0
Saturday, July 27, 2013	8:20	0:10	37	48	41	33	31	3.6	323	17	0.0	0.0	0.0
Saturday, July 27, 2013	8:30	0:10	37	48	41	33	34	3.5	324	17	0.0	2.8	0.0
Saturday, July 27, 2013	8:40	0:10	37	50	41	33	51	3.9	323	18	0.6	4.1	0.0
Saturday, July 27, 2013	8:50	0:10	34	43	35	33	60	3.9	323	18	0.2	2.4	0.0
Saturday, July 27, 2013	9:00	0:10	35	56	36	33	43	3.7	315	18	0.0	1.9	0.0
Saturday, July 27, 2013	9:10	0:10	40	65	38	34	49	3.9	315	19	0.2	3.3	0.0
Saturday, July 27, 2013	9:20	0:10	38	54	39	34	83	4.3	314	19	0.0	1.3	0.0
Saturday, July 27, 2013	9:30	0:10	37	46	39	34	110	4.5	313	19	0.0	1.7	0.0
Saturday, July 27, 2013	9:40	0:10	36	55	38	33	83	4.2	308	20	0.2	3.2	0.0
Saturday, July 27, 2013	9:50	0:10	38	56	42	33	52	4.0	305	20	0.2	2.6	0.0
Saturday, July 27, 2013	10:00	0:10	39	53	44	33	66	3.9	308	20	0.2	2.0	0.0
Saturday, July 27, 2013	10:10	0:10	38	53	40	34	-2	2.7	307	20	0.2	3.7	0.0
Saturday, July 27, 2013	10:20	0:10	36	45	38	34	-5	2.8	289	20	0.4	3.5	0.0
Saturday, July 27, 2013	10:30	0:10	37	48	39	33	-5	2.5	318	21	0.0	1.3	0.0
Saturday, July 27, 2013	10:40	0:10	36	55	38	33	27	3.5	308	21	0.0	0.6	0.0
Saturday, July 27, 2013	10:50	0:10	38	48	42	33	-4	2.9	297	21	0.4	3.7	0.0
Saturday, July 27, 2013	11:00	0:10	38	51	41	33	-4	2.9	308	21	0.6	3.7	0.0
Saturday, July 27, 2013	11:10	0:10	38	51	41	32	-4	2.8	293	22	0.4	3.3	0.0
Saturday, July 27, 2013	11:20	0:10	38	54	41	34	93	4.5	299	22	0.4	2.6	0.0
Saturday, July 27, 2013	11:30	0:10	37	48	39	34	57	3.9	311	22	0.2	2.8	0.0
Saturday, July 27, 2013	11:40	0:10	38	50	41	34	65	4.0	273	22	0.4	3.0	0.0
Saturday, July 27, 2013	11:50	0:10	37	47	39	34	24	3.7	308	23	0.2	2.0	0.0
Saturday, July 27, 2013	12:00	0:10	37	51	40	33	11	3.5	286	23	0.4	3.2	0.0
Saturday, July 27, 2013	12:10	0:10	36	48	38	34	11	3.3	308	23	0.4	2.8	0.0
Saturday, July 27, 2013	12:20	0:10	34	41	36	32	16	2.8	296	23	0.4	2.8	0.0
Saturday, July 27, 2013	12:30	0:10	34	43	36	32	17	3.2	326	23	0.2	2.0	0.0
Saturday, July 27, 2013	12:40	0:10	35	45	38	33	12	3.1	298	22	0.4	2.8	0.0
Saturday, July 27, 2013	12:50	0:10	39	54	43	33	11	3.4	297	23	0.2	1.9	0.0
Saturday, July 27, 2013	13:00	0:10	36	50	38	32	-4	2.8	277	23	0.2	2.0	0.0
Saturday, July 27, 2013	13:10	0:10	34	43	37	32	-6	2.8	263	23	0.0	1.7	0.0
Saturday, July 27, 2013	13:20	0:10	42	64	45	32	1	2.5	260	24	0.0	1.7	0.0
Saturday, July 27, 2013	13:30	0:10	37	52	40	32	-2	2.1	258	24	0.2	2.0	0.0
Saturday, July 27, 2013	13:40	0:10	38	52	41	33	-5	1.8	226	24	0.2	1.7	0.0
Saturday, July 27, 2013	13:50	0:10	38	52	41	32	0	3.4	231	24	0.2	1.9	0.0
Saturday, July 27, 2013	14:00	0:10	36	47	38	33	-4	4.0	243	24	0.2	2.0	0.0
Saturday, July 27, 2013	14:10	0:10	36	42	38	33	-4	4.3	229	24	0.0	0.6	0.0
Saturday, July 27, 2013	14:20	0:10	35	46	37	33	-4	4.7	247	23	0.2	2.2	0.0
Saturday, July 27, 2013	14:30	0:10	35	45	37	33	-4	4.4	241	24	0.6	3.7	0.0
Saturday, July 27, 2013	14:40	0:10	36	55	37	33	-4	4.6	244	24	0.2	1.9	0.0
Saturday, July 27, 2013	14:50	0:10	35	47	37	31	-4	4.2	245	25	0.4	2.4	0.0
Saturday, July 27, 2013	15:00	0:10	36	45	39	32	66	4.2	242	24	0.4	3.2	0.0
Saturday, July 27, 2013	15:10	0:10	36	46	39	33	64	4.3	234	24	0.2	2.4	0.0
Saturday, July 27, 2013	15:20	0:10	35	47	37	32	182	5.2	237	24	0.0	1.9	0.0
Saturday, July 27, 2013	15:30	0:10	35	45	38	32	0	3.1	211	24	0.2	1.9	0.0
Saturday, July 27, 2013	15:40	0:10	33	45	35	32	0	3.5	232	25	0.2	2.0	0.0
Saturday, July 27, 2013	15:50	0:10	35	43	37	32	1	3.0	250	25	0.2	2.6	0.0
Saturday, July 27, 2013	16:00	0:10	36	50	37	31	-5	2.1	237	25	0.0	1.3	0.0
Saturday, July 27, 2013	16:10	0:10	35	49	38	31	-5	0.9	184	24	0.0	1.1	0.0
Saturday, July 27, 2013	16:20	0:10	35	47	36	32	-5	2.7	154	24	0.0	1.1	0.0
Saturday, July 27, 2013	16:30	0:10	37	53	41	31	-6	2.4	160	24	0.0	1.3	0.0
Saturday, July 27, 2013	16:40	0:10	35	47	38	31	-5	2.5	148	23	0.0	0.0	0.0
Saturday, July 27, 2013	16:50	0:10	35	48	38	31	-5	1.5	155	23	0.0	0.0	0.0
Saturday, July 27, 2013	17:00	0:10	36	51	40	31	-6	1.1	139	23	0.0	0.2	0.0
Saturday, July 27, 2013	17:10	0:10	35	51	38	32	-5	2.2	153	23	0.0	0.0	0.0
Saturday, July 27, 2013	17:20	0:10	33	46	35	30	-6	2.7	188	24	0.0	0.0	0.0
Saturday, July 27, 2013	17:30	0:10	34	43	37	31	-1	1.7	202	23	0.0	0.0	0.0
Saturday, July 27, 2013	17:40	0:10	32	40	34	30	0	1.5	204	24	0.0	0.0	0.0
Saturday, July 27, 2013	17:50	0:10	34	43	36	30	-1	2.7	204	24	0.0	0.0	0.0
Saturday, July 27, 2013	18:00	0:10	34	46	38	30	-2	3.1	193	23	0.0	0.0	0.0
Saturday, July 27, 2013	18:10	0:10	36	50	40	30	-5	2.3	186	22	0.0	0.0	0.0
Saturday, July 27, 2013	18:20	0:10	35	48	39	30	-5	1.8	174	21	0.0	0.0	0.0
Saturday, July 27, 2013	18:30	0:10	35	48	39	30	-5	1.9	176	21	0.0	0.0	0.0
Saturday, July 27, 2013	18:40	0:10	38	54	42	30	-5	2.2	166	21	0.0	0.0	0.0
Saturday, July 27, 2013	18:50	0:10	39	54	44	30	-5	2.5	158	21	0.0	0.0	0.0
Saturday, July 27, 2013	19:00	0:10	38	54	42	30	-2	3.3	154	21	0.0	0.0	0.0
Saturday, July 27, 2013	19:10	0:10	35	50	39	30	54	3.8	144	21	0.0	0.0	0.0
Saturday, July 27, 2013	19:20	0:10	36	48	40	31	74	4.3	153	20	0.0	0.0	0.0
Saturday, July 27, 2013	19:30	0:10	37	54	41	31	129	4.7	153	20	0.0	0.0	0.0
Saturday, July 27, 2013	19:40	0:10	33	46	35	31	141	4.8	158	20	0.0	0.0	0.0
Saturday, July 27, 2013	19:50	0:10	40	56	43	31	167	4.9	156	19	0.0	0.0	0.0
Saturday, July 27, 2013	20:00	0:10	36	49	40	32	193	5.1	158	19	0.0	0.0	0.0
Saturday, July 27, 2013	20:10	0:10	38	52	42	32	140	4.8	161	20	0.0	0.0	0.0
Saturday, July 27, 2013	20:20	0:10	37	51	41	31	169	5.0	162	20	0.0	0.0	0.0
Saturday, July 27, 2013	20:30	0:10	32	49	32	31	219	5.3	165	19	0.0	0.0	0.0
Saturday, July 27, 2013	20:40	0:10	35	51	38	31	184	5.0	164	19	0.0	0.0	0.0
Saturday, July 27, 2013	20:50	0:10	32	41	32	31	203	5.3	161	19	0.0	0.0	0.0
Saturday, July 27, 2013	21:00	0:10	32	40	34	31	129	4.6	157	19	0.0	0.0	0.0
Saturday, July 27, 2013	21:10	0:10	32	41	33	31	102	4.4	157	19	0.0	0.0	0.0

Table A-3: Location 1 Summer Compliance Evaluation

Date	Time	Duration	Leq	Lmax	L(10)	L(90)	WT N6	WT N6	Onsite Met	Onsite Met	Loc. 6	Loc. 6	Loc. 6
	Start Time	(min)	(dBA)	(dBA)	(dBA)	(dBA)	Output (kW)	HH WS (m/s)	WD @ 75m (degrees)	Temp. (°C)	Avg. WS @ 2m (m/s)	Gust WS @ 2m (m/s)	Precip. (mm)
Saturday, July 27, 2013	21:20	0:10	32	43	34	31	62	4.0	161	19	0.0	0.0	0.0
Saturday, July 27, 2013	21:30	0:10	31	39	32	31	182	5.2	169	19	0.0	0.0	0.0
Saturday, July 27, 2013	21:40	0:10	31	39	32	31	189	5.2	171	19	0.0	0.0	0.0
Saturday, July 27, 2013	21:50	0:10	32	42	33	31	179	5.2	175	18	0.0	0.0	0.0
Saturday, July 27, 2013	22:00	0:10	32	40	33	31	148	4.9	179	18	0.0	0.0	0.0
Saturday, July 27, 2013	22:10	0:10	32	41	33	31	137	4.9	185	18	0.0	0.0	0.0
Saturday, July 27, 2013	22:20	0:10	31	39	32	30	86	4.4	186	18	0.0	0.0	0.0
Saturday, July 27, 2013	22:30	0:10	31	47	31	30	18	3.1	188	18	0.0	0.0	0.0
Saturday, July 27, 2013	22:40	0:10	31	41	31	30	-5	1.4	189	18	0.0	0.0	0.0
Saturday, July 27, 2013	22:50	0:10	30	35	31	30	-5	1.3	187	17	0.0	0.0	0.0
Saturday, July 27, 2013	23:00	0:10	31	43	32	31	-5	2.7	179	17	0.0	0.0	0.0
Saturday, July 27, 2013	23:10	0:10	32	48	32	31	32	3.7	177	18	0.0	0.0	0.0
Saturday, July 27, 2013	23:20	0:10	31	39	32	30	24	3.1	181	18	0.0	0.0	0.0
Saturday, July 27, 2013	23:30	0:10	30	42	31	30	-5	2.5	182	17	0.0	0.0	0.0
Saturday, July 27, 2013	23:40	0:10	31	36	31	30	-6	2.3	178	17	0.0	0.0	0.0
Saturday, July 27, 2013	23:50	0:10	30	39	31	30	-5	1.9	178	17	0.0	0.0	0.0
Sunday, July 28, 2013	0:00	0:10	32	42	32	31	-6	2.8	175	17	0.0	0.0	0.0
Sunday, July 28, 2013	0:10	0:10	30	46	31	30	-5	1.8	181	17	0.0	0.0	0.0
Sunday, July 28, 2013	0:20	0:10	31	39	31	30	-5	1.3	182	17	0.0	0.0	0.0
Sunday, July 28, 2013	0:30	0:10	31	40	31	30	-5	1.5	187	17	0.0	0.0	0.0
Sunday, July 28, 2013	0:40	0:10	31	39	32	31	13	3.0	190	17	0.0	0.0	0.0
Sunday, July 28, 2013	0:50	0:10	30	36	31	29	-6	1.1	187	16	0.0	0.0	0.0
Sunday, July 28, 2013	1:00	0:10	31	45	31	30	-5	1.3	184	16	0.0	0.0	0.0
Sunday, July 28, 2013	1:10	0:10	31	43	31	30	-5	1.4	202	16	0.0	0.0	0.0
Sunday, July 28, 2013	1:20	0:10	31	42	32	30	-5	0.7	211	15	0.0	0.0	0.0
Sunday, July 28, 2013	1:30	0:10	30	44	30	30	-6	0.4	204	15	0.0	0.0	0.0
Sunday, July 28, 2013	1:40	0:10	31	34	32	31	-3	0.8	199	16	0.0	0.0	0.0
Sunday, July 28, 2013	1:50	0:10	31	45	32	31	-1	0.4	195	16	0.0	0.0	0.0
Sunday, July 28, 2013	2:00	0:10	31	43	32	31	0	0.8	186	16	0.0	0.0	0.0
Sunday, July 28, 2013	2:10	0:10	31	41	31	30	0	1.8	191	16	0.0	0.0	0.0
Sunday, July 28, 2013	2:20	0:10	30	41	31	30	0	1.7	199	16	0.0	0.0	0.0
Sunday, July 28, 2013	2:30	0:10	31	34	31	31	0	2.7	202	16	0.0	0.0	0.0
Sunday, July 28, 2013	2:40	0:10	31	35	31	31	0	2.5	199	15	0.0	0.0	0.0
Sunday, July 28, 2013	2:50	0:10	30	35	31	30	0	1.8	190	15	0.0	0.0	0.0
Sunday, July 28, 2013	3:00	0:10	31	50	32	31	-2	2.7	188	15	0.0	0.0	0.0
Sunday, July 28, 2013	3:10	0:10	31	44	32	30	-1	2.4	185	15	0.0	0.0	0.0
Sunday, July 28, 2013	3:20	0:10	30	39	30	30	-1	1.2	186	15	0.0	0.0	0.0
Sunday, July 28, 2013	3:30	0:10	31	43	31	30	0	1.0	179	15	0.0	0.0	0.0
Sunday, July 28, 2013	3:40	0:10	31	39	32	31	0	0.8	185	15	0.0	0.0	0.0
Sunday, July 28, 2013	3:50	0:10	30	40	31	30	0	0.8	181	15	0.0	0.0	0.0
Sunday, July 28, 2013	4:00	0:10	32	39	33	31	-1	2.3	169	15	0.0	0.0	0.0
Sunday, July 28, 2013	4:10	0:10	31	35	32	31	8	3.4	139	15	0.0	0.0	0.0
Sunday, July 28, 2013	4:20	0:10	31	35	32	31	10	3.2	127	15	0.0	0.0	0.0
Sunday, July 28, 2013	4:30	0:10	31	48	31	30	-5	2.2	139	15	0.0	0.0	0.0
Sunday, July 28, 2013	4:40	0:10	41	57	46	31	-5	1.7	133	15	0.0	0.0	0.0
Sunday, July 28, 2013	4:50	0:10	38	54	43	30	-2	3.0	142	15	0.0	0.0	0.0
Sunday, July 28, 2013	5:00	0:10	38	52	41	33	26	3.8	120	15	0.0	0.0	0.0
Sunday, July 28, 2013	5:10	0:10	39	51	43	33	7	3.0	127	15	0.0	0.0	0.0
Sunday, July 28, 2013	5:20	0:10	39	52	42	32	-6	1.8	140	15	0.0	0.0	0.0
Sunday, July 28, 2013	5:30	0:10	37	52	40	32	-5	2.3	132	15	0.0	0.0	0.0
Sunday, July 28, 2013	5:40	0:10	36	51	39	32	-5	1.9	135	15	0.0	0.0	0.0
Sunday, July 28, 2013	5:50	0:10	37	55	40	32	-5	1.7	140	15	0.0	0.0	0.0
Sunday, July 28, 2013	6:00	0:10	37	57	39	32	-6	2.7	141	15	0.0	0.0	0.0
Sunday, July 28, 2013	6:10	0:10	35	49	39	31	-7	3.1	146	15	0.0	0.0	0.0
Sunday, July 28, 2013	6:20	0:10	35	54	39	31	67	4.4	136	15	0.0	0.0	0.0
Sunday, July 28, 2013	6:30	0:10	36	51	38	32	117	4.7	136	15	0.0	0.0	0.0
Sunday, July 28, 2013	6:40	0:10	36	50	40	31	35	3.9	142	16	0.0	0.0	0.0
Sunday, July 28, 2013	6:50	0:10	35	48	39	31	50	4.0	143	16	0.0	0.0	0.0
Sunday, July 28, 2013	7:00	0:10	36	48	40	31	60	4.2	132	16	0.0	0.0	0.0
Sunday, July 28, 2013	7:10	0:10	37	48	41	32	88	4.4	139	16	0.0	0.0	0.0
Sunday, July 28, 2013	7:20	0:10	37	48	41	31	46	3.9	141	16	0.0	0.0	0.0
Sunday, July 28, 2013	7:30	0:10	36	51	40	31	24	3.6	147	17	0.0	0.0	0.0
Sunday, July 28, 2013	7:40	0:10	37	48	41	32	-6	2.7	144	17	0.0	0.0	0.0
Sunday, July 28, 2013	7:50	0:10	36	47	40	30	-5	2.4	144	17	0.0	0.0	0.0
Sunday, July 28, 2013	8:00	0:10	34	52	35	30	-8	2.7	149	17	0.0	0.0	0.0
Sunday, July 28, 2013	8:10	0:10	37	50	42	30	-5	2.0	149	17	0.0	0.0	0.0
Sunday, July 28, 2013	8:20	0:10	32	46	35	30	-5	1.8	140	17	0.0	0.0	0.0
Sunday, July 28, 2013	8:30	0:10	31	46	32	30	-5	2.1	109	17	0.0	0.0	0.0
Sunday, July 28, 2013	8:40	0:10	32	46	33	30	-5	2.3	134	18	0.0	0.0	0.0
Sunday, July 28, 2013	8:50	0:10	33	47	34	30	-7	2.8	157	18	0.0	0.0	0.0
Sunday, July 28, 2013	9:00	0:10	32	48	33	30	31	3.7	118	18	0.0	0.0	0.0
Sunday, July 28, 2013	9:10	0:10	36	47	40	31	46	3.9	113	18	0.0	0.0	0.0
Sunday, July 28, 2013	9:20	0:10	35	48	39	31	12	3.3	125	18	0.0	0.0	0.0
Sunday, July 28, 2013	9:30	0:10	35	48	39	30	22	3.5	126	18	0.0	0.0	0.0
Sunday, July 28, 2013	9:40	0:10	36	50	40	30	1	2.9	130	19	0.0	0.0	0.0
Sunday, July 28, 2013	9:50	0:10	35	49	39	30	6	3.0	133	18	0.0	0.0	0.0
Sunday, July 28, 2013	10:00	0:10	36	50	40	30	35	3.7	131	18	0.0	0.0	0.0
Sunday, July 28, 2013	10:10	0:10	38	54	42	30	-3	2.9	132	18	0.0	0.2	0.0
Sunday, July 28, 2013	10:20	0:10	37	51	41	30	-4	2.3	128	18	0.0	0.0	0.0
Sunday, July 28, 2013	10:30	0:10	37	52	42	30	-5	2.1	133	19	0.0	0.0	0.0
Sunday, July 28, 2013	10:40	0:10	36	58	40	30	-5	2.4	134	19	0.0	0.0	0.0
Sunday, July 28, 2013	10:50	0:10	36	50	40	30	2	3.0	128	19	0.0	0.0	0.0
Sunday, July 28, 2013	11:00	0:10	37	51	41	30	29	3.6	132	19	0.0	0.0	0.0
Sunday, July 28, 2013	11:10	0:10	35	47	39	30	148	4.9	115	20	0.0	0.0	0.0
Sunday, July 28, 2013	11:20	0:10	34	46	38	30	123	4.7	127	20	0.0	0.0	0.0
Sunday, July 28, 2013	11:30	0:10	32	48	35	30	118	4.2	141	20	0.0	0.0	0.0
Sunday, July 28, 2013	11:40	0:10	33	41	35	30	52	4.0	128	20	0.0	2.2	0.0
Sunday, July 28, 2013	11:50	0:10	47	65	46	30	91	4.1	116	21	0.0	0.7	0.0

Table A-3: Location 1 Summer Compliance Evaluation

Date	Time	Duration	Leq	Lmax	L(10)	L(90)	WT N6	WT N6	Onsite Met	Onsite Met	Loc. 6	Loc. 6	Loc. 6
	Start Time	(min)	(dBA)	(dBA)	(dBA)	(dBA)	Output (kW)	HH WS (m/s)	WD @ 75m (degrees)	Temp. (°C)	Avg. WS @ 2m (m/s)	Gust WS @ 2m (m/s)	Precip. (mm)
Sunday, July 28, 2013	12:00	0:10	37	54	41	30	95	4.5	107	21	0.0	0.0	0.0
Sunday, July 28, 2013	12:10	0:10	35	51	39	30	169	5.1	122	21	0.0	1.1	0.0
Sunday, July 28, 2013	12:20	0:10	35	50	39	30	145	4.7	120	22	0.0	0.2	0.0
Sunday, July 28, 2013	12:30	0:10	37	53	42	31	148	4.9	135	22	0.0	0.0	0.0
Sunday, July 28, 2013	12:40	0:10	38	50	42	30	121	4.6	122	21	0.0	0.0	0.0
Sunday, July 28, 2013	12:50	0:10	32	44	34	30	133	4.7	133	22	0.0	1.7	0.0
Sunday, July 28, 2013	13:00	0:10	33	42	35	30	180	5.3	126	22	0.0	0.0	0.0
Sunday, July 28, 2013	13:10	0:10	32	42	34	30	214	5.4	131	22	0.0	0.0	0.0
Sunday, July 28, 2013	13:20	0:10	33	44	35	30	196	5.1	106	21	0.0	0.0	0.0
Sunday, July 28, 2013	13:30	0:10	32	40	33	30	141	4.8	117	22	0.0	1.3	0.0
Sunday, July 28, 2013	13:40	0:10	34	43	37	31	234	5.7	109	22	0.0	0.9	0.0
Sunday, July 28, 2013	13:50	0:10	32	40	34	30	167	5.8	133	22	0.0	1.5	0.0
Sunday, July 28, 2013	14:00	0:10	35	54	36	29	-5	5.0	131	22	0.2	3.0	0.0
Sunday, July 28, 2013	14:10	0:10	33	43	36	30	-4	6.4	119	22	0.0	1.5	0.0
Sunday, July 28, 2013	14:20	0:10	36	53	39	30	-4	5.5	128	22	0.0	0.2	0.0
Sunday, July 28, 2013	14:30	0:10	33	51	33	29	-4	5.2	130	22	0.0	0.0	0.0
Sunday, July 28, 2013	14:40	0:10	36	46	40	30	-4	4.4	131	22	0.0	0.0	0.0
Sunday, July 28, 2013	14:50	0:10	31	38	33	30	-3	6.3	128	22	0.0	0.2	0.0
Sunday, July 28, 2013	15:00	0:10	35	46	37	32	253	5.9	125	22	0.0	1.3	0.0
Sunday, July 28, 2013	15:10	0:10	35	48	39	32	397	6.2	109	21	0.0	1.3	0.0
Sunday, July 28, 2013	15:20	0:10	37	45	39	33	429	6.5	109	21	0.2	2.6	0.0
Sunday, July 28, 2013	15:30	0:10	37	43	39	34	582	7.4	109	20	0.0	0.7	0.0
Sunday, July 28, 2013	15:40	0:10	37	44	40	33	526	7.0	107	20	0.0	1.3	0.0
Sunday, July 28, 2013	15:50	0:10	38	45	42	32	342	5.9	104	20	0.0	0.0	0.0
Sunday, July 28, 2013	16:00	0:10	38	48	41	34	440	6.6	106	19	0.0	0.0	0.0
Sunday, July 28, 2013	16:10	0:10	37	47	38	34	694	7.6	101	19	0.0	1.7	0.0
Sunday, July 28, 2013	16:20	0:10	37	45	38	34	745	7.3	101	18	0.0	0.2	0.0
Sunday, July 28, 2013	16:30	0:10	49	61	53	33	457	6.6	106	18	0.0	1.1	0.0
Sunday, July 28, 2013	16:40	0:10	37	53	38	33	357	6.2	106	18	0.0	0.0	0.0
Sunday, July 28, 2013	16:50	0:10	37	48	40	33	409	6.4	103	18	0.0	0.0	0.0
Sunday, July 28, 2013	17:00	0:10	36	47	40	32	307	6.0	108	18	0.0	0.0	0.0
Sunday, July 28, 2013	17:10	0:10	36	48	39	32	340	6.2	114	18	0.0	0.0	0.0
Sunday, July 28, 2013	17:20	0:10	38	50	40	34	637	7.4	112	18	0.0	0.0	0.0
Sunday, July 28, 2013	17:30	0:10	37	50	39	32	492	6.9	111	18	0.0	0.0	0.0
Sunday, July 28, 2013	17:40	0:10	35	45	38	32	444	6.6	113	18	0.0	0.0	0.0
Sunday, July 28, 2013	17:50	0:10	36	56	38	31	401	6.4	113	18	0.0	0.0	0.0
Sunday, July 28, 2013	18:00	0:10	34	48	35	32	418	6.5	110	18	0.0	0.0	0.0
Sunday, July 28, 2013	18:10	0:10	35	47	37	32	453	6.7	114	18	0.0	0.0	0.0
Sunday, July 28, 2013	18:20	0:10	35	49	37	32	554	7.1	113	17	0.0	0.0	0.0
Sunday, July 28, 2013	18:30	0:10	34	41	35	32	447	6.6	114	17	0.0	2.0	0.0
Sunday, July 28, 2013	18:40	0:10	34	46	35	32	356	6.1	115	17	0.0	0.2	0.0
Sunday, July 28, 2013	18:50	0:10	35	46	38	31	367	6.3	114	17	0.0	2.0	0.0
Sunday, July 28, 2013	19:00	0:10	35	51	38	30	316	5.9	107	17	0.0	0.6	0.0
Sunday, July 28, 2013	19:10	0:10	43	50	46	38	748	7.8	109	17	0.0	0.4	0.0
Sunday, July 28, 2013	19:20	0:10	47	57	49	43	605	7.5	108	17	0.0	0.0	0.0
Sunday, July 28, 2013	19:30	0:10	45	54	47	42	420	6.4	114	17	0.0	0.0	0.0
Sunday, July 28, 2013	19:40	0:10	49	62	51	44	400	6.4	116	17	0.0	0.0	0.3
Sunday, July 28, 2013	19:50	0:10	50	60	52	48	532	7.0	108	17	0.0	0.0	0.3
Sunday, July 28, 2013	20:00	0:10	54	60	56	53	572	7.2	108	17	0.0	0.0	0.3
Sunday, July 28, 2013	20:10	0:10	56	62	58	54	570	7.3	108	17	0.0	0.0	0.3
Sunday, July 28, 2013	20:20	0:10	54	64	56	50	637	7.5	107	17	0.0	0.0	0.3
Sunday, July 28, 2013	20:30	0:10	57	62	59	53	713	7.8	109	17	0.0	0.0	0.8
Sunday, July 28, 2013	20:40	0:10	60	64	62	58	396	6.5	114	17	0.0	0.0	0.5
Sunday, July 28, 2013	20:50	0:10	56	64	58	52	344	6.2	107	17	0.0	0.0	0.0
Sunday, July 28, 2013	21:00	0:10	51	59	53	47	449	6.7	108	17	0.0	0.0	0.5
Sunday, July 28, 2013	21:10	0:10	60	63	61	56	324	5.9	111	17	0.0	0.0	0.3
Sunday, July 28, 2013	21:20	0:10	54	60	56	52	338	6.2	109	17	0.0	0.0	0.3
Sunday, July 28, 2013	21:30	0:10	58	63	59	57	486	6.9	107	17	0.0	0.0	0.5
Sunday, July 28, 2013	21:40	0:10	58	64	60	56	488	6.9	107	17	0.0	0.0	0.5
Sunday, July 28, 2013	21:50	0:10	55	62	58	50	403	6.4	107	17	0.0	0.0	0.0
Sunday, July 28, 2013	22:00	0:10	49	63	50	45	454	6.6	105	17	0.0	0.0	0.0
Sunday, July 28, 2013	22:10	0:10	45	57	46	43	403	6.4	109	17	0.0	0.0	0.0
Sunday, July 28, 2013	22:20	0:10	44	57	46	41	378	6.2	109	17	0.0	0.0	0.0
Sunday, July 28, 2013	22:30	0:10	44	54	46	40	364	6.3	108	17	0.0	0.0	0.0
Sunday, July 28, 2013	22:40	0:10	44	62	45	39	510	7.2	106	17	0.0	0.0	0.0
Sunday, July 28, 2013	22:50	0:10	41	53	43	37	479	6.9	108	17	0.0	0.0	0.0
Sunday, July 28, 2013	23:00	0:10	44	55	49	37	229	5.4	115	16	0.0	0.0	0.0
Sunday, July 28, 2013	23:10	0:10	44	56	48	39	211	5.4	118	16	0.0	0.0	0.3
Sunday, July 28, 2013	23:20	0:10	40	52	42	37	169	5.1	118	17	0.0	0.0	0.0
Sunday, July 28, 2013	23:30	0:10	39	52	41	37	85	4.3	121	17	0.0	0.0	0.0
Sunday, July 28, 2013	23:40	0:10	39	52	40	36	59	4.0	140	17	0.0	0.0	0.0
Sunday, July 28, 2013	23:50	0:10	38	54	40	35	57	3.8	135	17	0.0	0.0	0.0
Monday, July 29, 2013	0:00	0:10	37	54	39	34	108	4.6	137	16	0.0	0.0	0.0
Monday, July 29, 2013	0:10	0:10	37	54	39	34	35	3.7	140	16	0.0	0.0	0.0
Monday, July 29, 2013	0:20	0:10	36	53	38	34	-9	2.0	145	16	0.0	0.0	0.0
Monday, July 29, 2013	0:30	0:10	37	49	39	34	-7	2.2	153	16	0.0	0.0	0.0
Monday, July 29, 2013	0:40	0:10	38	54	40	34	-8	3.0	148	16	0.0	0.0	0.0
Monday, July 29, 2013	0:50	0:10	38	54	40	35	-5	2.4	153	16	0.0	0.0	0.0
Monday, July 29, 2013	1:00	0:10	40	54	42	37	-4	2.9	156	16	0.0	0.0	0.0
Monday, July 29, 2013	1:10	0:10	40	56	42	37	-1	3.1	144	17	0.0	0.0	0.0
Monday, July 29, 2013	1:20	0:10	39	53	41	36	3	3.0	144	16	0.0	0.0	0.0
Monday, July 29, 2013	1:30	0:10	37	56	39	35	-12	2.8	142	16	0.0	0.0	0.0
Monday, July 29, 2013	1:40	0:10	37	50	38	34	-9	2.4	140	16	0.0	0.0	0.0
Monday, July 29, 2013	1:50	0:10	36	50	38	34	-7	2.6	147	16	0.0	0.0	0.0
Monday, July 29, 2013	2:00	0:10	36	51	38	34	-4	3.2	155	16	0.0	0.0	0.0
Monday, July 29, 2013	2:10	0:10	36	48	38	33	-4	3.4	165	16	0.0	0.0	0.0
Monday, July 29, 2013	2:20	0:10	36	49	38	33	-4	3.1	165	16	0.0	0.0	0.0
Monday, July 29, 2013	2:30	0:10	35	51	37	33	-4	3.3	166	16	0.0	0.0	0.0

Table A-3: Location 1 Summer Compliance Evaluation

Date	Time	Duration	Leq	Lmax	L(10)	L(90)	WT N6	WT N6	Onsite Met	Onsite Met	Loc. 6	Loc. 6	Loc. 6
	Start Time	(min)	(dBA)	(dBA)	(dBA)	(dBA)	Output (kW)	HH WS (m/s)	WD @ 75m (degrees)	Temp. (°C)	Avg. WS @ 2m (m/s)	Gust WS @ 2m (m/s)	Precip. (mm)
Monday, July 29, 2013	2:40	0:10	36	50	37	33	-4	3.3	164	16	0.0	0.0	0.0
Monday, July 29, 2013	2:50	0:10	41	53	44	34	-3	2.9	154	16	0.0	0.0	0.0
Monday, July 29, 2013	3:00	0:10	41	53	43	38	1	2.9	167	16	0.0	0.0	0.0
Monday, July 29, 2013	3:10	0:10	39	50	41	37	-5	3.3	173	16	0.0	0.0	0.0
Monday, July 29, 2013	3:20	0:10	42	54	45	37	-5	3.1	180	16	0.0	0.0	0.0
Monday, July 29, 2013	3:30	0:10	41	54	43	39	-5	3.4	179	16	0.0	0.0	0.0
Monday, July 29, 2013	3:40	0:10	41	56	42	38	-5	3.7	175	16	0.0	0.0	0.3
Monday, July 29, 2013	3:50	0:10	39	51	41	37	-5	3.4	172	16	0.0	0.0	0.0
Monday, July 29, 2013	4:00	0:10	38	54	40	36	-5	3.1	166	16	0.0	0.0	0.0
Monday, July 29, 2013	4:10	0:10	38	54	39	35	0	2.5	179	16	0.0	0.0	0.0
Monday, July 29, 2013	4:20	0:10	37	53	39	35	-1	4.2	172	16	0.0	0.0	0.0
Monday, July 29, 2013	4:30	0:10	37	52	39	34	0	2.9	151	16	0.0	0.0	0.0
Monday, July 29, 2013	4:40	0:10	37	50	38	34	0	2.5	160	16	0.0	0.0	0.0
Monday, July 29, 2013	4:50	0:10	39	53	42	34	-1	2.8	159	16	0.0	0.0	0.0
Monday, July 29, 2013	5:00	0:10	39	55	42	35	0	2.5	183	16	0.0	0.0	0.0
Monday, July 29, 2013	5:10	0:10	38	52	41	34	0	1.2	178	16	0.0	0.0	0.0
Monday, July 29, 2013	5:20	0:10	39	50	42	34	0	1.9	169	16	0.0	0.0	0.0
Monday, July 29, 2013	5:30	0:10	39	50	42	34	0	2.2	187	16	0.0	0.0	0.0
Monday, July 29, 2013	5:40	0:10	38	55	41	35	0	2.3	206	16	0.0	0.0	0.0
Monday, July 29, 2013	5:50	0:10	40	58	43	34	0	1.1	217	16	0.0	0.0	0.0
Monday, July 29, 2013	6:00	0:10	38	50	41	34	0	0.9	216	16	0.0	0.0	0.0
Monday, July 29, 2013	6:10	0:10	37	51	41	33	0	1.0	211	16	0.0	0.0	0.0
Monday, July 29, 2013	6:20	0:10	41	66	42	33	-1	1.1	195	16	0.0	0.0	0.0
Monday, July 29, 2013	6:30	0:10	36	53	39	33	0	1.6	195	16	0.0	0.0	0.0
Monday, July 29, 2013	6:40	0:10	35	49	37	33	0	1.5	188	16	0.0	0.0	0.0
Monday, July 29, 2013	6:50	0:10	36	50	40	33	0	1.7	175	16	0.0	0.0	0.0
Monday, July 29, 2013	7:00	0:10	38	55	41	32	0	0.7	191	16	0.0	0.0	0.0
Monday, July 29, 2013	7:10	0:10	36	50	40	32	0	1.0	192	16	0.0	0.0	0.0
Monday, July 29, 2013	7:20	0:10	36	48	39	33	0	1.3	172	16	0.0	0.0	0.0
Monday, July 29, 2013	7:30	0:10	37	51	40	33	0	1.5	178	16	0.0	0.0	0.0
Monday, July 29, 2013	7:40	0:10	36	48	40	32	0	2.2	198	17	0.0	0.0	0.0
Monday, July 29, 2013	7:50	0:10	37	47	40	32	0	1.6	203	17	0.0	0.0	0.0
Monday, July 29, 2013	8:00	0:10	36	58	40	32	0	1.6	216	17	0.0	0.0	0.0
Monday, July 29, 2013	8:10	0:10	37	50	40	32	0	0.7	251	17	0.0	0.0	0.0
Monday, July 29, 2013	8:20	0:10	39	51	43	33	0	1.1	258	18	0.0	0.0	0.0
Monday, July 29, 2013	8:30	0:10	37	50	41	33	0	0.8	229	18	0.0	0.0	0.0
Monday, July 29, 2013	8:40	0:10	36	50	39	32	0	1.5	210	18	0.0	0.0	0.0
Monday, July 29, 2013	8:50	0:10	33	46	35	32	0	1.2	209	17	0.0	0.0	0.0
Monday, July 29, 2013	9:00	0:10	34	43	36	32	0	0.9	201	17	0.0	0.0	0.0
Monday, July 29, 2013	9:10	0:10	36	51	37	31	0	0.7	201	17	0.0	0.0	0.0
Monday, July 29, 2013	9:20	0:10	36	48	39	32	0	1.0	169	17	0.0	0.0	0.0
Monday, July 29, 2013	9:30	0:10	34	44	36	32	0	1.8	169	17	0.0	0.0	0.0
Monday, July 29, 2013	9:40	0:10	38	57	40	32	0	1.7	182	17	0.0	0.0	0.0
Monday, July 29, 2013	9:50	0:10	37	53	41	32	-1	3.2	226	18	0.0	0.0	0.0
Monday, July 29, 2013	10:00	0:10	37	49	41	32	0	3.9	206	18	0.0	0.0	0.0
Monday, July 29, 2013	10:10	0:10	38	50	42	32	-1	3.8	183	18	0.0	0.0	0.0
Monday, July 29, 2013	10:20	0:10	35	48	39	31	-1	2.9	165	18	0.0	0.0	0.0
Monday, July 29, 2013	10:30	0:10	33	44	34	31	-1	2.9	148	19	0.0	0.0	0.0
Monday, July 29, 2013	10:40	0:10	34	46	36	31	0	3.0	189	19	0.0	0.0	0.0
Monday, July 29, 2013	10:50	0:10	34	46	37	31	-1	3.2	168	20	0.0	0.0	0.0
Monday, July 29, 2013	11:00	0:10	38	52	40	33	-1	1.9	174	20	0.0	0.0	0.0
Monday, July 29, 2013	11:10	0:10	36	50	39	32	0	2.3	172	20	0.0	0.0	0.0
Monday, July 29, 2013	11:20	0:10	36	52	40	33	0	2.4	167	20	0.0	0.0	0.0
Monday, July 29, 2013	11:30	0:10	37	49	41	32	-1	2.3	153	20	0.0	0.0	0.0
Monday, July 29, 2013	11:40	0:10	35	50	39	32	0	2.0	161	20	0.0	0.0	0.0
Monday, July 29, 2013	11:50	0:10	35	52	39	32	0	1.8	161	21	0.0	0.0	0.0
Monday, July 29, 2013	12:00	0:10	38	53	43	31	-1	2.7	136	21	0.0	0.0	0.0
Monday, July 29, 2013	12:10	0:10	37	52	41	31	-1	3.4	121	20	0.0	0.0	0.0
Monday, July 29, 2013	12:20	0:10	34	46	36	31	0	2.8	127	20	0.0	0.6	0.0
Monday, July 29, 2013	12:30	0:10	33	46	35	31	-1	2.8	146	21	0.0	0.0	0.0
Monday, July 29, 2013	12:40	0:10	34	41	37	31	-1	3.4	167	22	0.0	0.0	0.0
Monday, July 29, 2013	12:50	0:10	33	43	36	31	-1	3.7	153	22	0.0	0.0	0.0
Monday, July 29, 2013	13:00	0:10	35	46	38	31	-1	3.1	155	22	0.0	0.0	0.0
Monday, July 29, 2013	13:10	0:10	37	51	41	32	-1	3.0	143	22	0.0	0.0	0.0
Monday, July 29, 2013	13:20	0:10	35	50	38	31	-1	3.2	151	21	0.0	0.0	0.0
Monday, July 29, 2013	13:30	0:10	33	45	34	32	-1	3.8	151	22	0.0	0.6	0.0
Monday, July 29, 2013	13:40	0:10	37	51	42	31	-1	3.0	149	22	0.0	0.0	0.0
Monday, July 29, 2013	13:50	0:10	50	69	45	31	-1	4.5	154	21	0.0	0.0	0.0
Monday, July 29, 2013	14:00	0:10	36	48	39	32	0	5.5	158	21	0.0	0.0	0.0
Monday, July 29, 2013	14:10	0:10	35	50	38	31	0	4.3	158	21	0.0	0.0	0.0
Monday, July 29, 2013	14:20	0:10	33	49	34	31	0	2.4	142	21	0.0	1.9	0.0
Monday, July 29, 2013	14:30	0:10	46	73	46	32	0	1.9	142	21	0.4	3.0	0.0
Monday, July 29, 2013	14:40	0:10	64	94	53	37	0	3.8	195	19	0.0	2.6	0.3
Monday, July 29, 2013	14:50	0:10	61	67	64	56	0	6.3	218	16	0.0	0.0	2.5
Monday, July 29, 2013	15:00	0:10	62	69	66	57	306	7.3	212	16	0.0	0.0	1.0
Monday, July 29, 2013	15:10	0:10	58	71	62	51	392	6.6	167	16	0.0	0.0	0.3
Monday, July 29, 2013	15:20	0:10	52	61	56	48	98	4.4	228	18	0.0	0.0	0.0
Monday, July 29, 2013	15:30	0:10	63	69	68	49	129	4.8	253	19	0.0	2.6	0.0
Monday, July 29, 2013	15:40	0:10	50	59	53	46	6	2.9	277	20	0.0	0.0	0.0
Monday, July 29, 2013	15:50	0:10	45	58	47	41	-5	2.5	294	20	0.0	0.0	0.0
Monday, July 29, 2013	16:00	0:10	41	57	43	38	-6	1.5	312	21	0.0	0.0	0.0
Monday, July 29, 2013	16:10	0:10	38	53	40	36	-5	1.3	312	21	0.0	0.0	0.0
Monday, July 29, 2013	16:20	0:10	37	53	39	34	-5	1.6	323	21	0.0	0.0	0.0
Monday, July 29, 2013	16:30	0:10	37	55	39	34	-5	2.3	329	21	0.0	0.0	0.0
Monday, July 29, 2013	16:40	0:10	35	51	37	33	-4	2.1	328	22	0.0	0.0	0.0
Monday, July 29, 2013	16:50	0:10	35	49	37	33	-1	2.2	330	21	0.0	0.0	0.0
Monday, July 29, 2013	17:00	0:10	35	46	36	33	64	5.2	358	20	0.0	0.0	0.0
Monday, July 29, 2013	17:10	0:10	34	52	35	32	71	4.2	336	19	0.0	0.0	0.0

Table A-3: Location 1 Summer Compliance Evaluation

Date	Time	Duration	Leq	Lmax	L(10)	L(90)	WT N6	WT N6	Onsite Met	Onsite Met	Loc. 6	Loc. 6	Loc. 6
	Start Time	(min)	(dBA)	(dBA)	(dBA)	(dBA)	Output (kW)	HH WS (m/s)	WD @ 75m (degrees)	Temp. (°C)	Avg. WS @ 2m (m/s)	Gust WS @ 2m (m/s)	Precip. (mm)
Monday, July 29, 2013	17:20	0:10	34	46	36	32	69	4.1	343	19	0.0	0.0	0.0
Monday, July 29, 2013	17:30	0:10	34	53	36	31	45	3.9	320	19	0.0	0.0	0.0
Monday, July 29, 2013	17:40	0:10	35	47	39	32	12	3.2	315	20	0.0	0.0	0.0
Monday, July 29, 2013	17:50	0:10	38	52	41	33	-5	2.3	299	20	0.0	0.0	0.0
Monday, July 29, 2013	18:00	0:10	35	55	37	32	-5	1.5	305	20	0.0	0.4	0.0
Monday, July 29, 2013	18:10	0:10	38	52	40	33	-4	2.1	299	19	0.0	0.0	0.0
Monday, July 29, 2013	18:20	0:10	36	48	39	33	-6	1.9	290	19	0.0	0.0	0.0
Monday, July 29, 2013	18:30	0:10	35	47	37	33	-8	1.4	290	19	0.0	1.9	0.0
Monday, July 29, 2013	18:40	0:10	37	53	40	33	-8	1.3	286	19	0.0	0.7	0.0
Monday, July 29, 2013	18:50	0:10	34	45	36	33	-2	1.6	295	20	0.0	1.1	0.0
Monday, July 29, 2013	19:00	0:10	36	47	38	33	0	1.5	302	20	0.0	0.0	0.0
Monday, July 29, 2013	19:10	0:10	35	46	36	33	-1	1.3	298	20	0.0	0.0	0.0
Monday, July 29, 2013	19:20	0:10	36	46	38	33	0	2.0	299	20	0.0	0.0	0.0
Monday, July 29, 2013	19:30	0:10	37	52	41	32	0	2.1	315	19	0.0	0.0	0.0
Monday, July 29, 2013	19:40	0:10	39	53	44	32	0	1.8	317	19	0.0	0.0	0.0
Monday, July 29, 2013	19:50	0:10	41	55	45	32	0	1.0	312	19	0.0	0.0	0.0
Monday, July 29, 2013	20:00	0:10	40	57	45	32	-1	0.6	300	18	0.0	0.0	0.0
Monday, July 29, 2013	20:10	0:10	38	52	43	32	-1	0.8	289	18	0.0	0.0	0.0
Monday, July 29, 2013	20:20	0:10	38	52	43	33	-1	1.1	280	17	0.0	0.0	0.0
Monday, July 29, 2013	20:30	0:10	36	52	40	32	-1	1.6	276	17	0.0	0.0	0.0
Monday, July 29, 2013	20:40	0:10	34	47	34	32	-2	2.9	277	16	0.0	0.0	0.0
Monday, July 29, 2013	20:50	0:10	33	39	33	32	28	3.6	279	16	0.0	0.0	0.0
Monday, July 29, 2013	21:00	0:10	33	42	34	32	98	4.3	275	16	0.0	0.0	0.0
Monday, July 29, 2013	21:10	0:10	33	39	33	32	66	3.9	273	16	0.0	0.0	0.0
Monday, July 29, 2013	21:20	0:10	33	42	33	32	34	3.5	272	16	0.0	0.0	0.0
Monday, July 29, 2013	21:30	0:10	33	39	33	32	-3	2.9	274	16	0.0	0.0	0.0
Monday, July 29, 2013	21:40	0:10	33	39	33	32	-3	3.0	277	16	0.0	0.0	0.0
Monday, July 29, 2013	21:50	0:10	33	37	33	32	5	3.3	279	16	0.0	0.0	0.0
Monday, July 29, 2013	22:00	0:10	33	44	33	32	11	3.4	278	16	0.0	0.0	0.0
Monday, July 29, 2013	22:10	0:10	33	37	33	32	10	3.5	277	16	0.0	0.0	0.0
Monday, July 29, 2013	22:20	0:10	33	35	33	32	5	3.1	280	16	0.0	0.0	0.0
Monday, July 29, 2013	22:30	0:10	33	39	33	32	-5	2.1	282	16	0.0	0.0	0.0
Monday, July 29, 2013	22:40	0:10	34	62	33	32	-5	2.0	288	15	0.0	0.0	0.0
Monday, July 29, 2013	22:50	0:10	33	46	33	32	-4	2.4	291	15	0.0	0.0	0.0
Monday, July 29, 2013	23:00	0:10	33	37	33	33	13	3.3	297	15	0.0	0.0	0.0
Monday, July 29, 2013	23:10	0:10	33	40	34	33	1	3.1	303	16	0.0	0.0	0.0
Monday, July 29, 2013	23:20	0:10	34	40	34	34	22	3.2	301	16	0.0	0.0	0.0
Monday, July 29, 2013	23:30	0:10	34	44	34	33	51	3.8	299	15	0.0	0.0	0.0
Monday, July 29, 2013	23:40	0:10	33	35	33	33	36	3.5	298	15	0.0	0.0	0.0
Monday, July 29, 2013	23:50	0:10	33	40	34	33	10	3.3	299	15	0.0	0.0	0.0
Tuesday, July 30, 2013	0:00	0:10	33	43	34	33	0	2.8	302	15	0.0	0.0	0.0
Tuesday, July 30, 2013	0:10	0:10	33	44	34	33	-4	2.8	297	15	0.0	0.0	0.0
Tuesday, July 30, 2013	0:20	0:10	33	37	33	32	-5	2.6	301	15	0.0	0.7	0.0
Tuesday, July 30, 2013	0:30	0:10	33	37	33	33	5	3.0	304	15	0.0	0.0	0.0
Tuesday, July 30, 2013	0:40	0:10	33	38	34	33	10	3.2	306	15	0.0	0.0	0.0
Tuesday, July 30, 2013	0:50	0:10	34	37	34	33	34	3.7	308	15	0.0	0.0	0.0
Tuesday, July 30, 2013	1:00	0:10	33	36	34	33	25	3.5	313	14	0.0	0.0	0.0
Tuesday, July 30, 2013	1:10	0:10	33	42	34	33	21	3.5	324	15	0.0	0.0	0.0
Tuesday, July 30, 2013	1:20	0:10	34	39	34	33	38	3.6	340	15	0.0	0.0	0.0
Tuesday, July 30, 2013	1:30	0:10	34	40	34	33	15	3.3	336	15	0.0	0.0	0.0
Tuesday, July 30, 2013	1:40	0:10	34	37	34	33	15	3.2	333	15	0.0	0.0	0.0
Tuesday, July 30, 2013	1:50	0:10	34	42	34	33	16	3.3	335	14	0.0	0.0	0.0
Tuesday, July 30, 2013	2:00	0:10	33	40	34	33	-4	3.1	335	14	0.0	0.0	0.0
Tuesday, July 30, 2013	2:10	0:10	34	39	35	33	-4	3.6	326	14	0.0	0.0	0.0
Tuesday, July 30, 2013	2:20	0:10	34	37	34	33	-4	2.8	320	14	0.0	0.7	0.0
Tuesday, July 30, 2013	2:30	0:10	34	36	34	33	-4	3.5	320	14	0.0	0.0	0.0
Tuesday, July 30, 2013	2:40	0:10	34	36	34	34	-4	3.8	315	14	0.0	0.0	0.0
Tuesday, July 30, 2013	2:50	0:10	34	36	35	33	-4	3.0	311	14	0.0	0.0	0.0
Tuesday, July 30, 2013	3:00	0:10	34	35	34	33	16	3.9	322	14	0.0	0.0	0.0
Tuesday, July 30, 2013	3:10	0:10	34	39	35	34	50	3.9	321	14	0.0	0.0	0.0
Tuesday, July 30, 2013	3:20	0:10	35	39	35	34	54	4.0	319	13	0.0	0.0	0.0
Tuesday, July 30, 2013	3:30	0:10	34	40	35	34	95	4.3	320	13	0.0	0.0	0.0
Tuesday, July 30, 2013	3:40	0:10	34	42	34	33	70	4.0	323	13	0.0	0.0	0.0
Tuesday, July 30, 2013	3:50	0:10	34	47	35	34	6	3.2	320	13	0.0	0.0	0.0
Tuesday, July 30, 2013	4:00	0:10	35	39	36	34	18	3.3	331	13	0.0	0.0	0.0
Tuesday, July 30, 2013	4:10	0:10	34	39	35	33	66	3.9	340	13	0.0	0.0	0.0
Tuesday, July 30, 2013	4:20	0:10	34	41	34	33	45	3.5	340	14	0.0	0.0	0.0
Tuesday, July 30, 2013	4:30	0:10	34	41	34	34	68	4.1	325	13	0.0	0.0	0.0
Tuesday, July 30, 2013	4:40	0:10	37	56	40	34	46	3.7	322	13	0.0	0.0	0.0
Tuesday, July 30, 2013	4:50	0:10	39	55	43	34	24	3.3	331	13	0.0	0.0	0.0
Tuesday, July 30, 2013	5:00	0:10	38	53	41	34	33	3.9	335	13	0.0	0.0	0.0
Tuesday, July 30, 2013	5:10	0:10	39	53	43	35	83	4.2	338	13	0.0	0.0	0.0
Tuesday, July 30, 2013	5:20	0:10	40	55	44	35	106	4.6	329	13	0.0	0.0	0.0
Tuesday, July 30, 2013	5:30	0:10	40	57	44	34	120	4.6	322	13	0.0	0.0	0.0
Tuesday, July 30, 2013	5:40	0:10	38	53	41	34	129	4.7	324	13	0.0	0.0	0.0
Tuesday, July 30, 2013	5:50	0:10	35	41	36	34	91	4.4	324	13	0.0	0.0	0.0
Tuesday, July 30, 2013	6:00	0:10	35	43	36	34	64	4.1	331	13	0.0	0.0	0.0
Tuesday, July 30, 2013	6:10	0:10	37	52	39	34	14	3.4	331	14	0.0	0.4	0.0
Tuesday, July 30, 2013	6:20	0:10	38	48	41	35	3	2.7	331	14	0.0	0.0	0.0
Tuesday, July 30, 2013	6:30	0:10	38	55	41	34	6	3.3	327	14	0.0	0.0	0.0
Tuesday, July 30, 2013	6:40	0:10	40	55	44	34	20	3.2	325	14	0.0	0.0	0.0
Tuesday, July 30, 2013	6:50	0:10	37	53	40	34	51	3.8	323	14	0.0	1.3	0.0
Tuesday, July 30, 2013	7:00	0:10	36	47	39	34	88	4.3	323	14	0.0	1.7	0.0
Tuesday, July 30, 2013	7:10	0:10	38	55	41	34	138	4.9	315	15	0.4	3.0	0.0
Tuesday, July 30, 2013	7:20	0:10	44	58	48	35	111	4.6	311	15	0.4	1.9	0.0
Tuesday, July 30, 2013	7:30	0:10	39	53	42	34	88	4.4	315	15	0.2	2.4	0.0
Tuesday, July 30, 2013	7:40	0:10	36	41	37	34	130	4.8	315	15	0.2	2.6	0.0
Tuesday, July 30, 2013	7:50	0:10	38	53	40	35	60	3.8	316	15	0.4	2.8	0.0

Table A-3: Location 1 Summer Compliance Evaluation

Date	Time	Duration	Leq	Lmax	L(10)	L(90)	WT N6	WT N6	Onsite Met	Onsite Met	Loc. 6	Loc. 6	Loc. 6
	Start Time	(min)	(dBA)	(dBA)	(dBA)	(dBA)	Output (kW)	HH WS (m/s)	WD @ 75m (degrees)	Temp. (°C)	Avg. WS @ 2m (m/s)	Gust WS @ 2m (m/s)	Precip. (mm)
Tuesday, July 30, 2013	8:00	0:10	37	56	40	34	107	4.6	315	15	0.4	3.2	0.0
Tuesday, July 30, 2013	8:10	0:10	36	46	37	34	7	2.9	311	16	0.4	2.6	0.0
Tuesday, July 30, 2013	8:20	0:10	37	46	40	34	24	3.4	315	16	0.2	2.4	0.0
Tuesday, July 30, 2013	8:30	0:10	36	50	39	34	51	3.4	315	16	0.6	3.5	0.0
Tuesday, July 30, 2013	8:40	0:10	40	53	42	36	248	5.5	314	16	0.9	3.7	0.0
Tuesday, July 30, 2013	8:50	0:10	39	48	42	37	328	6.0	308	16	0.4	2.8	0.0
Tuesday, July 30, 2013	9:00	0:10	40	53	42	37	470	6.7	305	17	0.2	2.0	0.0
Tuesday, July 30, 2013	9:10	0:10	40	54	43	35	147	4.9	296	17	0.4	3.0	0.0
Tuesday, July 30, 2013	9:20	0:10	38	52	41	34	166	4.9	295	17	0.6	3.5	0.0
Tuesday, July 30, 2013	9:30	0:10	39	50	42	35	222	5.6	300	17	0.2	3.3	0.0
Tuesday, July 30, 2013	9:40	0:10	39	49	41	36	95	4.3	302	17	0.4	3.5	0.0
Tuesday, July 30, 2013	9:50	0:10	39	53	41	35	114	4.7	293	17	0.6	4.6	0.0
Tuesday, July 30, 2013	10:00	0:10	39	52	42	35	175	5.1	307	18	1.3	4.3	0.0
Tuesday, July 30, 2013	10:10	0:10	59	78	61	36	152	5.0	303	18	1.7	4.1	0.0
Tuesday, July 30, 2013	10:20	0:10	59	77	61	37	198	5.2	294	18	1.1	4.3	0.0
Tuesday, July 30, 2013	10:30	0:10	40	47	42	37	247	5.5	295	18	1.1	5.0	0.0
Tuesday, July 30, 2013	10:40	0:10	36	46	37	35	133	4.6	309	18	1.1	4.6	0.0
Tuesday, July 30, 2013	10:50	0:10	36	42	38	34	178	4.9	285	18	1.1	6.5	0.0
Tuesday, July 30, 2013	11:00	0:10	40	50	43	37	89	4.7	291	19	0.9	4.3	0.0
Tuesday, July 30, 2013	11:10	0:10	40	54	43	36	139	4.8	309	19	0.7	4.4	0.0
Tuesday, July 30, 2013	11:20	0:10	47	63	51	37	100	4.1	309	18	1.3	4.1	0.0
Tuesday, July 30, 2013	11:30	0:10	39	52	42	35	387	6.4	307	18	1.1	4.4	0.0
Tuesday, July 30, 2013	11:40	0:10	38	51	40	35	215	5.4	311	18	0.4	3.5	0.0
Tuesday, July 30, 2013	11:50	0:10	39	54	42	34	164	5.0	321	19	1.1	4.3	0.0
Tuesday, July 30, 2013	12:00	0:10	41	54	43	35	180	4.7	318	19	0.9	5.6	0.0
Tuesday, July 30, 2013	12:10	0:10	38	52	42	35	266	5.6	320	19	1.1	4.3	0.0
Tuesday, July 30, 2013	12:20	0:10	37	49	40	33	305	5.8	325	20	1.3	4.3	0.0
Tuesday, July 30, 2013	12:30	0:10	41	52	45	36	514	7.1	328	19	0.9	4.3	0.0
Tuesday, July 30, 2013	12:40	0:10	37	49	39	34	216	5.2	302	18	0.6	4.4	0.0
Tuesday, July 30, 2013	12:50	0:10	36	44	38	34	248	5.7	305	20	0.6	3.9	0.0
Tuesday, July 30, 2013	13:00	0:10	41	50	45	35	252	5.7	313	20	0.4	2.8	0.0
Tuesday, July 30, 2013	13:10	0:10	39	47	42	35	227	5.3	306	19	1.1	5.4	0.0
Tuesday, July 30, 2013	13:20	0:10	40	47	42	36	418	6.7	312	20	1.1	4.4	0.0
Tuesday, July 30, 2013	13:30	0:10	38	46	40	35	402	6.4	302	20	0.7	3.5	0.0
Tuesday, July 30, 2013	13:40	0:10	35	41	37	34	223	5.5	317	19	0.7	3.5	0.0
Tuesday, July 30, 2013	13:50	0:10	40	46	43	35	95	4.5	301	20	0.9	5.9	0.0
Tuesday, July 30, 2013	14:00	0:10	38	46	40	35	-4	6.3	302	21	0.6	4.8	0.0
Tuesday, July 30, 2013	14:10	0:10	39	45	42	36	-4	7.3	297	20	1.5	5.6	0.0
Tuesday, July 30, 2013	14:20	0:10	38	46	41	34	-4	6.7	294	20	0.7	4.4	0.0
Tuesday, July 30, 2013	14:30	0:10	36	43	37	34	-4	4.9	301	20	0.4	2.2	0.0
Tuesday, July 30, 2013	14:40	0:10	40	46	43	35	-4	6.2	311	21	0.7	4.3	0.0
Tuesday, July 30, 2013	14:50	0:10	37	44	39	34	-4	5.0	303	21	0.6	3.0	0.0
Tuesday, July 30, 2013	15:00	0:10	41	49	43	38	332	6.9	301	21	1.1	4.8	0.0
Tuesday, July 30, 2013	15:10	0:10	39	44	41	36	501	7.0	319	21	1.1	4.4	0.0
Tuesday, July 30, 2013	15:20	0:10	39	47	41	35	310	5.9	307	21	0.7	3.2	0.0
Tuesday, July 30, 2013	15:30	0:10	35	42	36	33	110	4.5	303	21	0.4	2.8	0.0
Tuesday, July 30, 2013	15:40	0:10	36	42	39	34	149	4.9	299	21	0.6	3.5	0.0
Tuesday, July 30, 2013	15:50	0:10	37	49	38	34	163	4.9	297	21	0.9	3.5	0.0
Tuesday, July 30, 2013	16:00	0:10	38	46	41	34	136	4.8	299	21	0.6	4.3	0.0
Tuesday, July 30, 2013	16:10	0:10	38	44	41	34	282	5.9	316	21	0.4	2.6	0.0
Tuesday, July 30, 2013	16:20	0:10	37	40	38	35	596	7.5	316	21	0.9	3.0	0.0
Tuesday, July 30, 2013	16:30	0:10	38	44	41	35	382	6.3	310	21	0.4	3.2	0.0
Tuesday, July 30, 2013	16:40	0:10	36	40	38	34	204	5.6	310	21	0.7	3.2	0.0
Tuesday, July 30, 2013	16:50	0:10	37	52	39	34	329	6.2	298	21	0.6	4.4	0.0
Tuesday, July 30, 2013	17:00	0:10	39	50	42	36	305	6.0	307	21	0.4	3.5	0.0
Tuesday, July 30, 2013	17:10	0:10	42	57	46	37	573	7.5	304	20	1.3	4.1	0.0
Tuesday, July 30, 2013	17:20	0:10	36	42	38	35	355	6.1	309	20	0.7	2.8	0.0
Tuesday, July 30, 2013	17:30	0:10	36	42	38	34	398	6.6	303	20	0.6	3.2	0.0
Tuesday, July 30, 2013	17:40	0:10	37	48	39	34	173	5.0	309	20	0.4	3.3	0.0
Tuesday, July 30, 2013	17:50	0:10	36	42	37	33	241	5.7	308	20	0.4	2.6	0.0
Tuesday, July 30, 2013	18:00	0:10	34	42	36	33	157	5.0	304	19	0.2	2.6	0.0
Tuesday, July 30, 2013	18:10	0:10	36	56	38	34	200	5.3	298	19	0.2	3.2	0.0
Tuesday, July 30, 2013	18:20	0:10	40	53	42	34	205	5.5	301	19	0.7	3.5	0.0
Tuesday, July 30, 2013	18:30	0:10	36	46	38	33	254	5.8	303	19	0.2	2.8	0.0
Tuesday, July 30, 2013	18:40	0:10	34	43	35	32	224	5.5	307	19	0.0	1.5	0.0
Tuesday, July 30, 2013	18:50	0:10	33	46	35	32	93	4.5	306	18	0.0	0.4	0.0
Tuesday, July 30, 2013	19:00	0:10	35	49	37	32	89	4.4	306	18	0.0	0.2	0.0
Tuesday, July 30, 2013	19:10	0:10	35	45	37	33	49	3.9	306	18	0.0	0.0	0.0
Tuesday, July 30, 2013	19:20	0:10	34	44	36	33	94	4.5	303	18	0.0	0.0	0.0
Tuesday, July 30, 2013	19:30	0:10	37	53	40	33	154	5.1	303	17	0.0	0.0	0.0
Tuesday, July 30, 2013	19:40	0:10	39	54	43	33	154	4.9	308	17	0.0	0.0	0.0
Tuesday, July 30, 2013	19:50	0:10	38	54	41	32	116	4.7	307	17	0.0	0.0	0.0
Tuesday, July 30, 2013	20:00	0:10	39	57	43	32	119	4.9	309	17	0.0	0.0	0.0
Tuesday, July 30, 2013	20:10	0:10	38	54	43	31	40	3.6	308	16	0.0	0.0	0.0
Tuesday, July 30, 2013	20:20	0:10	38	56	43	30	-10	2.7	307	16	0.0	0.0	0.0
Tuesday, July 30, 2013	20:30	0:10	35	50	37	30	-9	2.4	308	16	0.0	0.0	0.0
Tuesday, July 30, 2013	20:40	0:10	32	50	33	30	-5	2.5	306	16	0.0	0.0	0.0
Tuesday, July 30, 2013	20:50	0:10	31	46	33	30	-5	2.6	302	16	0.0	0.0	0.0
Tuesday, July 30, 2013	21:00	0:10	32	39	33	30	-5	2.8	302	16	0.0	0.0	0.0
Tuesday, July 30, 2013	21:10	0:10	32	40	33	30	-16	2.6	303	15	0.0	0.0	0.0
Tuesday, July 30, 2013	21:20	0:10	35	45	37	31	-10	2.3	303	15	0.0	0.0	0.0
Tuesday, July 30, 2013	21:30	0:10	32	41	32	30	-9	2.9	300	15	0.0	0.0	0.0
Tuesday, July 30, 2013	21:40	0:10	30	42	31	30	-13	2.8	299	15	0.0	0.0	0.0
Tuesday, July 30, 2013	21:50	0:10	31	42	31	30	-15	3.0	302	15	0.0	0.0	0.0
Tuesday, July 30, 2013	22:00	0:10	31	40	31	30	-9	2.5	305	15	0.0	0.0	0.0
Tuesday, July 30, 2013	22:10	0:10	31	44	32	30	-6	2.1	310	15	0.0	0.0	0.0
Tuesday, July 30, 2013	22:20	0:10	31	35	32	30	-5	1.7	310	15	0.0	0.0	0.0
Tuesday, July 30, 2013	22:30	0:10	31	41	31	30	-5	1.3	308	15	0.0	0.0	0.0

Table A-3: Location 1 Summer Compliance Evaluation

Date	Time	Duration	Leq	Lmax	L(10)	L(90)	WT N6	WT N6	Onsite Met	Onsite Met	Loc. 6	Loc. 6	Loc. 6
	Start Time	(min)	(dBA)	(dBA)	(dBA)	(dBA)	Output (kW)	HH WS (m/s)	WD @ 75m (degrees)	Temp. (°C)	Avg. WS @ 2m (m/s)	Gust WS @ 2m (m/s)	Precip. (mm)
Tuesday, July 30, 2013	22:40	0:10	31	40	32	30	-5	0.9	309	16	0.0	0.0	0.0
Tuesday, July 30, 2013	22:50	0:10	31	37	32	30	-4	0.7	309	16	0.0	0.0	0.0
Tuesday, July 30, 2013	23:00	0:10	32	40	32	31	0	0.8	310	16	0.0	0.0	0.0
Tuesday, July 30, 2013	23:10	0:10	32	35	32	31	-1	0.7	307	15	0.0	0.0	0.0
Tuesday, July 30, 2013	23:20	0:10	31	39	32	31	0	1.3	301	15	0.0	0.0	0.0
Tuesday, July 30, 2013	23:30	0:10	30	41	31	30	0	1.7	296	15	0.0	0.0	0.0
Tuesday, July 30, 2013	23:40	0:10	30	36	31	30	-1	2.1	298	15	0.0	0.0	0.0
Tuesday, July 30, 2013	23:50	0:10	30	38	31	30	-1	2.5	301	15	0.0	0.0	0.0
Wednesday, July 31, 2013	0:00	0:10	30	53	30	30	-1	2.2	298	15	0.0	0.0	0.0
Wednesday, July 31, 2013	0:10	0:10	31	34	31	30	-1	1.8	300	15	0.0	0.0	0.0
Wednesday, July 31, 2013	0:20	0:10	31	41	32	30	0	1.9	303	15	0.0	0.0	0.0
Wednesday, July 31, 2013	0:30	0:10	31	44	31	30	-1	1.9	303	15	0.0	0.0	0.0
Wednesday, July 31, 2013	0:40	0:10	32	39	33	31	-1	2.1	311	15	0.0	0.0	0.0
Wednesday, July 31, 2013	0:50	0:10	31	40	32	30	-1	2.5	306	14	0.0	0.0	0.0
Wednesday, July 31, 2013	1:00	0:10	31	37	31	30	-4	2.8	310	14	0.0	0.0	0.0
Wednesday, July 31, 2013	1:10	0:10	31	42	31	30	-14	3.0	309	15	0.0	0.0	0.0
Wednesday, July 31, 2013	1:20	0:10	31	41	32	31	-14	2.9	312	15	0.0	0.0	0.0
Wednesday, July 31, 2013	1:30	0:10	31	39	31	30	-14	2.9	313	14	0.0	0.0	0.0
Wednesday, July 31, 2013	1:40	0:10	31	38	31	31	-9	3.1	312	14	0.0	0.0	0.0
Wednesday, July 31, 2013	1:50	0:10	31	39	32	31	-6	3.0	307	14	0.0	0.0	0.0
Wednesday, July 31, 2013	2:00	0:10	30	43	31	30	-4	3.5	307	14	0.0	0.0	0.0
Wednesday, July 31, 2013	2:10	0:10	30	35	31	30	-4	4.5	306	14	0.0	0.0	0.0
Wednesday, July 31, 2013	2:20	0:10	31	35	31	30	-4	4.7	306	14	0.0	0.0	0.0
Wednesday, July 31, 2013	2:30	0:10	31	39	32	30	-4	4.5	304	14	0.0	0.0	0.0
Wednesday, July 31, 2013	2:40	0:10	31	41	31	30	-4	3.7	303	14	0.0	0.0	0.0
Wednesday, July 31, 2013	2:50	0:10	32	45	32	30	-3	3.0	306	14	0.0	0.0	0.0
Wednesday, July 31, 2013	3:00	0:10	31	42	32	30	116	4.9	309	14	0.0	0.0	0.0
Wednesday, July 31, 2013	3:10	0:10	32	36	33	31	154	5.0	312	14	0.0	0.0	0.0
Wednesday, July 31, 2013	3:20	0:10	33	48	33	32	184	5.2	310	13	0.0	0.0	0.0
Wednesday, July 31, 2013	3:30	0:10	32	41	33	32	154	4.9	312	13	0.0	0.0	0.0
Wednesday, July 31, 2013	3:40	0:10	31	46	32	31	88	4.3	312	13	0.0	0.0	0.0
Wednesday, July 31, 2013	3:50	0:10	32	43	32	31	80	4.3	310	13	0.0	0.0	0.0
Wednesday, July 31, 2013	4:00	0:10	32	42	33	32	96	4.4	313	13	0.0	0.0	0.0
Wednesday, July 31, 2013	4:10	0:10	32	41	33	32	118	4.7	313	13	0.0	0.0	0.0
Wednesday, July 31, 2013	4:20	0:10	33	41	34	32	152	4.8	315	13	0.0	0.0	0.0
Wednesday, July 31, 2013	4:30	0:10	33	50	33	31	155	4.9	312	13	0.0	0.0	0.0
Wednesday, July 31, 2013	4:40	0:10	38	57	41	32	105	4.5	316	13	0.0	0.0	0.0
Wednesday, July 31, 2013	4:50	0:10	40	55	45	32	112	4.6	316	13	0.0	0.0	0.0
Wednesday, July 31, 2013	5:00	0:10	37	51	41	33	104	4.5	315	13	0.0	0.0	0.0
Wednesday, July 31, 2013	5:10	0:10	41	56	45	33	90	4.4	312	13	0.0	0.0	0.0
Wednesday, July 31, 2013	5:20	0:10	37	53	41	33	87	4.3	311	13	0.0	0.0	0.0
Wednesday, July 31, 2013	5:30	0:10	39	58	43	33	97	4.5	310	13	0.0	0.0	0.0
Wednesday, July 31, 2013	5:40	0:10	39	62	40	33	69	4.1	314	13	0.0	0.0	0.0
Wednesday, July 31, 2013	5:50	0:10	38	50	42	33	86	4.3	316	13	0.0	0.0	0.0
Wednesday, July 31, 2013	6:00	0:10	37	60	36	32	60	4.0	329	13	0.0	0.0	0.0
Wednesday, July 31, 2013	6:10	0:10	38	50	42	33	97	4.5	331	13	0.0	0.0	0.0
Wednesday, July 31, 2013	6:20	0:10	38	48	41	33	69	4.2	328	13	0.0	0.2	0.0
Wednesday, July 31, 2013	6:30	0:10	37	48	40	33	40	3.9	329	14	0.0	0.0	0.0
Wednesday, July 31, 2013	6:40	0:10	41	52	45	33	-2	3.0	337	14	0.0	0.0	0.0
Wednesday, July 31, 2013	6:50	0:10	41	66	44	32	-5	2.7	330	14	0.0	0.0	0.0
Wednesday, July 31, 2013	7:00	0:10	38	53	42	32	-8	2.7	332	14	0.0	0.0	0.0
Wednesday, July 31, 2013	7:10	0:10	39	55	44	32	-5	2.2	333	15	0.0	0.0	0.0
Wednesday, July 31, 2013	7:20	0:10	36	52	37	32	-4	1.4	341	15	0.0	0.0	0.0
Wednesday, July 31, 2013	7:30	0:10	34	48	37	32	-5	2.0	335	16	0.0	0.0	0.0
Wednesday, July 31, 2013	7:40	0:10	34	47	37	32	-5	2.2	331	16	0.0	0.0	0.0
Wednesday, July 31, 2013	7:50	0:10	36	46	40	32	-5	1.9	338	16	0.0	0.0	0.0
Wednesday, July 31, 2013	8:00	0:10	40	51	44	32	-3	2.0	340	17	0.0	0.2	0.0
Wednesday, July 31, 2013	8:10	0:10	41	57	44	31	0	1.6	342	17	0.0	0.0	0.0
Wednesday, July 31, 2013	8:20	0:10	37	53	41	31	0	1.5	327	17	0.0	0.0	0.0
Wednesday, July 31, 2013	8:30	0:10	33	44	35	31	0	1.3	325	17	0.0	0.0	0.0
Wednesday, July 31, 2013	8:40	0:10	36	50	38	31	0	1.3	298	18	0.0	1.3	0.0
Wednesday, July 31, 2013	8:50	0:10	36	53	39	31	-1	1.8	289	18	0.0	0.7	0.0
Wednesday, July 31, 2013	9:00	0:10	36	52	40	31	-1	2.4	284	18	0.0	0.4	0.0
Wednesday, July 31, 2013	9:10	0:10	35	49	39	30	-2	2.7	304	19	0.2	2.4	0.0
Wednesday, July 31, 2013	9:20	0:10	34	51	38	30	-1	2.7	341	18	0.0	1.3	0.0
Wednesday, July 31, 2013	9:30	0:10	35	48	40	31	-3	2.7	9	18	0.0	1.7	0.0
Wednesday, July 31, 2013	9:40	0:10	32	47	33	31	-5	2.5	345	18	0.2	2.6	0.0
Wednesday, July 31, 2013	9:50	0:10	33	47	36	31	-5	2.2	323	18	0.2	2.4	0.0
Wednesday, July 31, 2013	10:00	0:10	34	46	37	31	-5	1.9	318	19	0.4	2.6	0.0
Wednesday, July 31, 2013	10:10	0:10	34	46	36	31	-6	2.0	319	19	0.2	2.8	0.0
Wednesday, July 31, 2013	10:20	0:10	34	46	36	31	-5	1.8	324	20	0.0	1.5	0.0
Wednesday, July 31, 2013	10:30	0:10	35	47	38	30	-5	1.5	342	19	0.0	1.1	0.0
Wednesday, July 31, 2013	10:40	0:10	31	45	32	29	-5	1.8	313	20	0.0	0.0	0.0
Wednesday, July 31, 2013	10:50	0:10	31	40	32	30	-2	2.4	307	20	0.0	0.4	0.0
Wednesday, July 31, 2013	11:00	0:10	32	40	34	30	-1	2.1	290	20	0.0	1.7	0.0
Wednesday, July 31, 2013	11:10	0:10	32	40	33	30	-1	1.6	313	20	0.0	0.0	0.0
Wednesday, July 31, 2013	11:20	0:10	31	47	33	30	-1	2.5	307	20	0.0	1.3	0.0
Wednesday, July 31, 2013	11:30	0:10	35	50	38	30	-5	2.7	291	20	0.2	1.5	0.0
Wednesday, July 31, 2013	11:40	0:10	33	44	35	30	-5	2.4	310	21	0.0	2.6	0.0
Wednesday, July 31, 2013	11:50	0:10	32	40	34	30	-6	2.7	292	20	0.2	2.4	0.0
Wednesday, July 31, 2013	12:00	0:10	31	42	32	29	-5	2.7	282	21	0.4	2.0	0.0
Wednesday, July 31, 2013	12:10	0:10	31	42	33	29	-3	2.9	310	21	0.2	2.2	0.0
Wednesday, July 31, 2013	12:20	0:10	33	41	35	30	-5	2.5	349	21	0.6	2.2	0.0
Wednesday, July 31, 2013	12:30	0:10	34	47	37	30	-5	2.0	292	21	0.2	2.2	0.0
Wednesday, July 31, 2013	12:40	0:10	32	42	34	30	-5	2.5	246	21	0.2	2.2	0.0
Wednesday, July 31, 2013	12:50	0:10	32	47	35	29	-6	2.6	285	22	0.2	1.9	0.0
Wednesday, July 31, 2013	13:00	0:10	34	47	37	31	-5	2.4	257	22	0.0	0.7	0.0
Wednesday, July 31, 2013	13:10	0:10	34	46	36	31	8	3.1	265	23	0.6	2.6	0.0

Table A-3: Location 1 Summer Compliance Evaluation

Date	Time	Duration	Leq	Lmax	L(10)	L(90)	WT N6	WT N6	Onsite Met	Onsite Met	Loc. 6	Loc. 6	Loc. 6
	Start Time	(min)	(dBA)	(dBA)	(dBA)	(dBA)	Output (kW)	HH WS (m/s)	WD @ 75m (degrees)	Temp. (°C)	Avg. WS @ 2m (m/s)	Gust WS @ 2m (m/s)	Precip. (mm)
Wednesday, July 31, 2013	13:20	0:10	34	48	36	31	17	3.5	308	22	0.4	2.4	0.0
Wednesday, July 31, 2013	13:30	0:10	31	37	32	30	0	2.5	296	21	0.2	2.2	0.0
Wednesday, July 31, 2013	13:40	0:10	32	39	34	31	9	3.1	314	20	0.2	1.3	0.0
Wednesday, July 31, 2013	13:50	0:10	32	47	34	30	16	3.3	324	20	0.0	0.4	0.0
Wednesday, July 31, 2013	14:00	0:10	32	42	33	30	-4	3.1	271	21	0.0	0.0	0.0
Wednesday, July 31, 2013	14:10	0:10	31	39	33	29	-4	2.7	269	21	0.0	1.9	0.0
Wednesday, July 31, 2013	14:20	0:10	33	39	35	30	-4	3.3	274	21	0.0	0.6	0.0
Wednesday, July 31, 2013	14:30	0:10	34	50	34	30	-4	2.7	270	22	0.0	0.2	0.0
Wednesday, July 31, 2013	14:40	0:10	36	52	39	29	-4	2.6	282	23	0.0	0.0	0.0
Wednesday, July 31, 2013	14:50	0:10	32	47	34	29	-3	2.1	246	23	0.0	1.3	0.0
Wednesday, July 31, 2013	15:00	0:10	31	40	33	29	-2	2.2	258	24	0.0	1.5	0.0
Wednesday, July 31, 2013	15:10	0:10	32	47	33	30	-1	2.6	299	23	0.4	3.2	0.0
Wednesday, July 31, 2013	15:20	0:10	35	49	38	30	-5	2.6	278	23	0.2	1.9	0.0
Wednesday, July 31, 2013	15:30	0:10	35	46	38	30	-5	2.6	272	23	0.2	1.9	0.0
Wednesday, July 31, 2013	15:40	0:10	33	46	36	29	-5	1.9	296	23	0.4	3.0	0.0
Wednesday, July 31, 2013	15:50	0:10	34	44	37	30	-5	2.0	343	23	0.4	2.0	0.0
Wednesday, July 31, 2013	16:00	0:10	33	46	35	30	-5	2.1	342	23	0.4	2.4	0.0
Wednesday, July 31, 2013	16:10	0:10	35	48	37	29	-5	1.9	330	23	0.2	2.6	0.0
Wednesday, July 31, 2013	16:20	0:10	31	44	34	29	-2	1.7	333	22	0.0	0.0	0.0
Wednesday, July 31, 2013	16:30	0:10	31	42	33	29	0	2.2	304	22	0.0	0.7	0.0
Wednesday, July 31, 2013	16:40	0:10	30	41	32	29	-1	2.0	311	23	0.0	0.0	0.0
Wednesday, July 31, 2013	16:50	0:10	31	50	32	29	0	1.6	294	22	0.0	0.0	0.0
Wednesday, July 31, 2013	17:00	0:10	32	44	34	30	0	1.1	287	23	0.0	1.5	0.0
Wednesday, July 31, 2013	17:10	0:10	34	50	36	31	29	3.1	279	23	0.0	0.4	0.0
Wednesday, July 31, 2013	17:20	0:10	36	49	38	30	13	3.0	258	23	0.0	0.6	0.0
Wednesday, July 31, 2013	17:30	0:10	35	50	38	30	-7	2.7	240	23	0.2	2.0	0.0
Wednesday, July 31, 2013	17:40	0:10	34	48	36	31	15	3.2	259	23	0.0	0.2	0.0
Wednesday, July 31, 2013	17:50	0:10	35	53	36	31	30	3.6	241	23	0.0	0.0	0.0
Wednesday, July 31, 2013	18:00	0:10	39	55	42	30	14	3.5	238	22	0.0	0.0	0.0
Wednesday, July 31, 2013	18:10	0:10	38	56	41	31	8	3.1	227	22	0.0	0.0	0.0
Wednesday, July 31, 2013	18:20	0:10	31	44	33	30	9	3.1	230	21	0.0	0.0	0.0
Wednesday, July 31, 2013	18:30	0:10	31	40	33	30	2	3.1	217	20	0.0	0.0	0.0
Wednesday, July 31, 2013	18:40	0:10	33	45	37	29	-4	2.8	204	20	0.0	0.0	0.0
Wednesday, July 31, 2013	18:50	0:10	37	53	41	30	-8	2.8	198	20	0.0	0.0	0.0
Wednesday, July 31, 2013	19:00	0:10	38	53	43	30	-2	2.9	195	21	0.0	0.0	0.0
Wednesday, July 31, 2013	19:10	0:10	40	55	44	29	-7	2.9	215	20	0.0	0.0	0.0
Wednesday, July 31, 2013	19:20	0:10	39	57	43	29	3	3.0	198	20	0.0	0.0	0.0
Wednesday, July 31, 2013	19:30	0:10	40	58	46	28	-4	2.6	198	19	0.0	0.0	0.0
Wednesday, July 31, 2013	19:40	0:10	29	43	29	28	-8	2.9	190	18	0.0	0.0	0.0
Wednesday, July 31, 2013	19:50	0:10	32	45	35	28	-8	2.9	177	18	0.0	0.0	0.0
Wednesday, July 31, 2013	20:00	0:10	35	50	40	29	-5	2.6	171	18	0.0	0.0	0.0
Wednesday, July 31, 2013	20:10	0:10	37	50	41	29	-5	2.3	162	18	0.0	0.0	0.0
Wednesday, July 31, 2013	20:20	0:10	38	52	43	29	-5	2.1	164	17	0.0	0.0	0.0
Wednesday, July 31, 2013	20:30	0:10	30	39	30	29	-6	2.5	167	17	0.0	0.0	0.0
Wednesday, July 31, 2013	20:40	0:10	32	50	33	29	0	3.1	171	17	0.0	0.0	0.0
Wednesday, July 31, 2013	20:50	0:10	33	47	35	29	44	3.8	174	17	0.0	0.0	0.0
Wednesday, July 31, 2013	21:00	0:10	30	46	30	29	25	3.6	174	17	0.0	0.0	0.0
Wednesday, July 31, 2013	21:10	0:10	30	51	31	29	14	2.9	175	17	0.0	0.0	0.0
Wednesday, July 31, 2013	21:20	0:10	30	44	30	29	-4	2.4	177	17	0.0	0.0	0.0
Wednesday, July 31, 2013	21:30	0:10	30	37	30	29	-5	2.2	177	17	0.0	0.0	0.0
Wednesday, July 31, 2013	21:40	0:10	31	41	32	30	-5	2.6	177	17	0.0	0.0	0.0
Wednesday, July 31, 2013	21:50	0:10	29	37	30	29	-4	2.5	178	17	0.0	0.0	0.0
Wednesday, July 31, 2013	22:00	0:10	28	45	29	28	-5	2.5	172	17	0.0	0.0	0.0
Wednesday, July 31, 2013	22:10	0:10	29	38	30	28	-5	2.1	178	17	0.0	0.0	0.0
Wednesday, July 31, 2013	22:20	0:10	30	40	31	28	-4	1.5	183	17	0.0	0.0	0.0
Wednesday, July 31, 2013	22:30	0:10	29	42	30	28	-1	1.1	189	16	0.0	0.0	0.0
Wednesday, July 31, 2013	22:40	0:10	29	40	30	28	-1	1.1	188	16	0.0	0.0	0.0
Wednesday, July 31, 2013	22:50	0:10	29	41	29	28	0	0.8	202	16	0.0	0.0	0.0
Wednesday, July 31, 2013	23:00	0:10	30	39	30	29	-1	0.6	206	16	0.0	0.0	0.0
Wednesday, July 31, 2013	23:10	0:10	30	37	30	29	-1	0.5	224	16	0.0	0.0	0.0
Wednesday, July 31, 2013	23:20	0:10	30	41	31	29	-1	1.1	225	16	0.0	0.0	0.0
Wednesday, July 31, 2013	23:30	0:10	29	36	29	28	-1	1.7	216	16	0.0	0.0	0.0
Wednesday, July 31, 2013	23:40	0:10	29	37	29	29	0	1.9	215	16	0.0	0.0	0.0
Wednesday, July 31, 2013	23:50	0:10	30	45	30	29	0	2.0	218	16	0.0	0.0	0.0
Thursday, August 01, 2013	0:00	0:10	29	38	30	28	-1	2.8	223	16	0.0	0.0	0.0
Thursday, August 01, 2013	0:10	0:10	29	40	30	28	-2	3.0	245	16	0.0	0.0	0.0
Thursday, August 01, 2013	0:20	0:10	29	44	29	28	0	2.5	237	16	0.0	0.0	0.0
Thursday, August 01, 2013	0:30	0:10	29	43	30	28	-2	3.2	219	16	0.0	0.0	0.0
Thursday, August 01, 2013	0:40	0:10	30	38	30	29	-10	3.1	216	16	0.0	0.0	0.0
Thursday, August 01, 2013	0:50	0:10	29	36	30	29	-11	2.8	216	16	0.0	0.0	0.0
Thursday, August 01, 2013	1:00	0:10	29	40	29	28	-7	3.1	201	16	0.0	0.0	0.0
Thursday, August 01, 2013	1:10	0:10	29	43	30	29	-5	1.8	186	16	0.0	0.0	0.0
Thursday, August 01, 2013	1:20	0:10	29	33	29	28	-5	1.6	177	16	0.0	0.0	0.0
Thursday, August 01, 2013	1:30	0:10	29	43	29	28	-5	1.4	178	16	0.0	0.0	0.0
Thursday, August 01, 2013	1:40	0:10	29	39	30	29	-5	0.6	178	16	0.0	0.0	0.0
Thursday, August 01, 2013	1:50	0:10	29	39	30	29	-5	0.4	178	16	0.0	0.0	0.0
Thursday, August 01, 2013	2:00	0:10	29	35	29	29	-4	0.5	179	16	0.0	0.0	0.0
Thursday, August 01, 2013	2:10	0:10	29	42	29	28	0	0.9	183	15	0.0	0.0	0.0
Thursday, August 01, 2013	2:20	0:10	28	40	29	28	0	1.2	191	15	0.0	0.0	0.0
Thursday, August 01, 2013	2:30	0:10	29	36	30	28	0	2.7	201	15	0.0	0.0	0.0
Thursday, August 01, 2013	2:40	0:10	32	46	32	30	0	3.1	202	15	0.0	0.0	0.0
Thursday, August 01, 2013	2:50	0:10	29	37	30	29	0	3.4	209	15	0.0	0.0	0.0
Thursday, August 01, 2013	3:00	0:10	29	37	30	28	-2	3.1	214	15	0.0	0.0	0.0
Thursday, August 01, 2013	3:10	0:10	30	40	30	29	-4	2.6	213	15	0.0	0.0	0.0
Thursday, August 01, 2013	3:20	0:10	29	36	29	29	-4	2.3	224	15	0.0	0.0	0.0
Thursday, August 01, 2013	3:30	0:10	29	34	30	29	-5	1.7	220	15	0.0	0.0	0.0
Thursday, August 01, 2013	3:40	0:10	29	35	30	29	-5	1.1	211	15	0.0	0.0	0.0
Thursday, August 01, 2013	3:50	0:10	29	44	29	29	-5	1.6	213	14	0.0	0.0	0.0

Table A-3: Location 1 Summer Compliance Evaluation

Date	Time	Duration	Leq	Lmax	L(10)	L(90)	WT N6	WT N6	Onsite Met	Onsite Met	Loc. 6	Loc. 6	Loc. 6
	Start Time	(min)	(dBA)	(dBA)	(dBA)	(dBA)	Output (kW)	HH WS (m/s)	WD @ 75m (degrees)	Temp. (°C)	Avg. WS @ 2m (m/s)	Gust WS @ 2m (m/s)	Precip. (mm)
Thursday, August 01, 2013	4:00	0:10	29	42	30	29	-5	2.4	213	14	0.0	0.0	0.0
Thursday, August 01, 2013	4:10	0:10	30	38	30	29	-4	3.4	209	14	0.0	0.0	0.0
Thursday, August 01, 2013	4:20	0:10	30	44	31	29	-7	2.9	202	15	0.0	0.0	0.0
Thursday, August 01, 2013	4:30	0:10	29	45	29	29	-5	2.8	201	15	0.0	0.0	0.0
Thursday, August 01, 2013	4:40	0:10	31	49	31	29	-7	2.9	203	15	0.0	0.0	0.0
Thursday, August 01, 2013	4:50	0:10	39	55	44	29	-5	2.5	199	15	0.0	0.0	0.0
Thursday, August 01, 2013	5:00	0:10	36	52	41	30	-6	2.7	195	15	0.0	0.0	0.0
Thursday, August 01, 2013	5:10	0:10	37	54	41	30	-4	3.3	195	15	0.0	0.0	0.0
Thursday, August 01, 2013	5:20	0:10	36	47	40	30	-7	3.0	195	15	0.0	0.0	0.0
Thursday, August 01, 2013	5:30	0:10	36	52	40	31	13	3.5	188	15	0.0	0.0	0.0
Thursday, August 01, 2013	5:40	0:10	39	56	44	30	24	3.8	178	15	0.0	0.0	0.0
Thursday, August 01, 2013	5:50	0:10	38	54	42	30	58	4.1	173	15	0.0	0.0	0.0
Thursday, August 01, 2013	6:00	0:10	38	55	41	30	88	4.6	178	14	0.0	0.0	0.0
Thursday, August 01, 2013	6:10	0:10	35	53	38	30	70	4.2	172	15	0.0	0.0	0.0
Thursday, August 01, 2013	6:20	0:10	35	58	35	30	61	4.1	163	15	0.0	0.0	0.0
Thursday, August 01, 2013	6:30	0:10	41	61	44	30	54	4.0	156	16	0.0	0.0	0.0
Thursday, August 01, 2013	6:40	0:10	36	52	41	30	68	4.2	154	16	0.0	0.0	0.0
Thursday, August 01, 2013	6:50	0:10	36	51	41	30	52	4.0	152	16	0.0	0.0	0.0
Thursday, August 01, 2013	7:00	0:10	36	52	40	30	53	4.2	140	17	0.0	0.0	0.0
Thursday, August 01, 2013	7:10	0:10	36	46	40	30	33	3.7	145	17	0.0	0.0	0.0
Thursday, August 01, 2013	7:20	0:10	38	52	42	30	11	3.4	151	18	0.0	0.0	0.0
Thursday, August 01, 2013	7:30	0:10	39	54	43	30	11	3.5	150	18	0.0	0.0	0.0
Thursday, August 01, 2013	7:40	0:10	36	49	40	30	26	3.6	138	18	0.0	0.0	0.0
Thursday, August 01, 2013	7:50	0:10	31	47	34	29	9	3.1	137	18	0.0	0.0	0.0
Thursday, August 01, 2013	8:00	0:10	32	43	35	29	31	3.4	145	18	0.0	0.0	0.0
Thursday, August 01, 2013	8:10	0:10	33	45	37	29	9	3.1	153	19	0.0	0.0	0.0
Thursday, August 01, 2013	8:20	0:10	33	50	37	29	43	3.7	152	19	0.0	0.0	0.0
Thursday, August 01, 2013	8:30	0:10	33	45	37	29	48	3.6	152	19	0.0	0.0	0.0
Thursday, August 01, 2013	8:40	0:10	33	44	37	29	5	3.0	156	19	0.0	0.0	0.0
Thursday, August 01, 2013	8:50	0:10	32	46	35	29	-5	2.5	159	19	0.0	0.0	0.0
Thursday, August 01, 2013	9:00	0:10	31	42	34	29	-5	2.6	157	19	0.0	0.0	0.0
Thursday, August 01, 2013	9:10	0:10	32	49	35	29	-1	3.2	156	19	0.0	0.0	0.0
Thursday, August 01, 2013	9:20	0:10	34	53	38	29	36	3.7	146	19	0.0	0.0	0.0
Thursday, August 01, 2013	9:30	0:10	33	47	37	29	34	3.5	149	19	0.0	0.0	0.0
Thursday, August 01, 2013	9:40	0:10	34	46	38	30	33	3.6	148	19	0.0	0.0	0.0
Thursday, August 01, 2013	9:50	0:10	35	48	38	30	14	3.3	146	20	0.0	0.0	0.0
Thursday, August 01, 2013	10:00	0:10	37	50	41	30	18	3.3	144	20	0.0	0.0	0.0
Thursday, August 01, 2013	10:10	0:10	47	67	46	31	65	4.0	147	20	0.0	0.2	0.0
Thursday, August 01, 2013	10:20	0:10	38	55	40	31	46	3.5	151	20	0.0	1.1	0.0
Thursday, August 01, 2013	10:30	0:10	39	54	43	32	-5	2.3	156	20	0.2	1.7	0.0
Thursday, August 01, 2013	10:40	0:10	36	51	38	31	-5	2.8	153	20	0.2	1.9	0.0
Thursday, August 01, 2013	10:50	0:10	36	50	39	32	-5	2.9	156	20	0.0	1.3	0.0
Thursday, August 01, 2013	11:00	0:10	36	50	39	32	-5	3.9	154	21	0.2	2.0	0.0
Thursday, August 01, 2013	11:10	0:10	36	45	40	33	-6	4.4	150	21	0.0	1.1	0.0
Thursday, August 01, 2013	11:20	0:10	40	49	43	34	-3	5.2	151	21	0.0	0.4	0.0
Thursday, August 01, 2013	11:30	0:10	35	49	37	32	-1	3.9	149	21	0.2	2.4	0.0
Thursday, August 01, 2013	11:40	0:10	41	52	44	32	-1	5.3	152	21	0.2	2.2	0.0
Thursday, August 01, 2013	11:50	0:10	40	49	43	35	-1	3.8	154	22	0.0	1.7	0.0
Thursday, August 01, 2013	12:00	0:10	44	69	46	36	-2	3.3	158	22	0.0	1.1	0.0
Thursday, August 01, 2013	12:10	0:00	40	40	40	40	-2	4.8	153	22	0.2	2.2	0.0
Thursday, August 01, 2013	12:20						-1	5.6	151	22	0.2	2.4	0.0
Thursday, August 01, 2013	12:30						-1	5.8	153	22	0.4	2.0	0.0
Thursday, August 01, 2013	12:40	0:10	39	51	42	34	-2	3.7	148	23	0.4	2.2	0.0
Thursday, August 01, 2013	12:50	0:10	37	45	39	33	-1	3.8	156	22	0.2	2.4	0.0
Thursday, August 01, 2013	13:00	0:10	42	50	45	37	-2	4.1	153	22	0.4	2.2	0.0
Thursday, August 01, 2013	13:10	0:10	41	52	44	36	-1	3.8	153	22	0.0	2.0	0.0
Thursday, August 01, 2013	13:20	0:10	42	62	43	33	-1	4.2	155	22	0.0	1.5	0.0
Thursday, August 01, 2013	13:30	0:10	39	51	41	34	-1	4.3	156	22	0.4	3.5	0.0
Thursday, August 01, 2013	13:40	0:10	38	47	40	34	-2	4.7	158	21	0.2	2.2	0.0
Thursday, August 01, 2013	13:50	0:10	34	41	37	32	-1	2.8	155	22	0.2	1.9	0.0
Thursday, August 01, 2013	14:00	0:10	32	41	35	30	-1	4.6	157	22	0.0	0.9	0.0
Thursday, August 01, 2013	14:10	0:10	39	47	43	30	-1	6.2	156	22	0.2	1.7	0.0
Thursday, August 01, 2013	14:20	0:10	37	46	41	32	-1	5.1	156	21	0.2	2.2	0.0
Thursday, August 01, 2013	14:30	0:10	38	49	42	31	-1	4.3	157	22	0.2	2.6	0.0
Thursday, August 01, 2013	14:40	0:10	38	48	43	31	-1	5.2	159	22	0.2	1.9	0.0
Thursday, August 01, 2013	14:50	0:10	41	49	44	35	-1	7.3	163	22	0.0	1.5	0.0
Thursday, August 01, 2013	15:00	0:10	38	46	41	33	-1	6.0	161	21	0.0	1.1	0.0
Thursday, August 01, 2013	15:10	0:10	35	47	37	32	-1	4.9	159	20	0.0	1.9	0.0
Thursday, August 01, 2013	15:20	0:10	31	42	32	30	0	3.7	160	20	0.0	0.0	0.0
Thursday, August 01, 2013	15:30	0:10	34	44	37	31	-1	3.2	160	20	0.0	0.0	0.0
Thursday, August 01, 2013	15:40	0:10	35	44	38	32	-1	4.8	160	20	0.0	0.0	0.0
Thursday, August 01, 2013	15:50	0:10	44	55	49	33	-1	5.8	159	19	0.0	0.0	0.0
Thursday, August 01, 2013	16:00	0:10	45	54	49	33	-1	5.5	165	19	0.0	0.0	0.0
Thursday, August 01, 2013	16:10	0:10	55	63	57	50	-1	6.9	167	19	0.0	0.0	0.3
Thursday, August 01, 2013	16:20	0:10	56	63	58	49	0	7.1	171	18	0.0	0.0	0.0
Thursday, August 01, 2013	16:30	0:10	55	60	57	47	-1	7.7	168	17	0.0	0.0	0.5
Thursday, August 01, 2013	16:40	0:10	62	66	64	59	-1	7.5	172	17	0.0	0.0	1.0
Thursday, August 01, 2013	16:50	0:10	63	67	65	60	-1	7.4	182	16	0.0	0.0	0.5
Thursday, August 01, 2013	17:00	0:10	57	63	59	53	-1	7.3	181	16	0.0	0.0	0.3
Thursday, August 01, 2013	17:10	0:10	52	59	54	50	137	6.4	180	16	0.0	0.0	0.0
Thursday, August 01, 2013	17:20	0:10	55	61	56	53	202	5.4	177	16	0.0	0.0	0.3
Thursday, August 01, 2013	17:30	0:10	57	62	58	56	57	4.9	176	16	0.0	0.0	0.0
Thursday, August 01, 2013	17:40	0:10	59	63	61	57	-6	3.8	177	16	0.0	0.0	0.5
Thursday, August 01, 2013	17:50	0:10	59	62	61	57	-5	6.1	173	16	0.0	0.0	0.5
Thursday, August 01, 2013	18:00	0:10	59	65	62	58	-5	4.7	168	16	0.0	0.0	0.5
Thursday, August 01, 2013	18:10	0:10	60	65	63	56	-5	4.2	173	16	0.0	0.0	0.3
Thursday, August 01, 2013	18:20	0:10	57	63	60	55	12	3.6	177	16	0.0	0.0	0.3
Thursday, August 01, 2013	18:30	0:10	59	62	60	57	-7	3.5	180	16	0.0	0.0	0.3

Table A-3: Location 1 Summer Compliance Evaluation

Date	Time	Duration	Leq	Lmax	L(10)	L(90)	WT N6	WT N6	Onsite Met	Onsite Met	Loc. 6	Loc. 6	Loc. 6
	Start Time	(min)	(dBA)	(dBA)	(dBA)	(dBA)	Output (kW)	HH WS (m/s)	WD @ 75m (degrees)	Temp. (°C)	Avg. WS @ 2m (m/s)	Gust WS @ 2m (m/s)	Precip. (mm)
Thursday, August 01, 2013	18:40	0:10	61	65	62	59	-5	4.7	173	16	0.0	0.0	0.5
Thursday, August 01, 2013	18:50	0:10	59	63	61	55	-4	5.1	180	16	0.0	0.0	0.3
Thursday, August 01, 2013	19:00	0:10	52	59	54	49	85	6.1	178	16	0.0	0.0	0.0
Thursday, August 01, 2013	19:10	0:10	47	56	49	46	196	5.3	178	16	0.0	0.0	0.0
Thursday, August 01, 2013	19:20	0:10	46	57	48	43	47	4.3	182	16	0.0	0.0	0.0
Thursday, August 01, 2013	19:30	0:10	55	62	59	46	83	5.1	178	16	0.0	0.0	0.0
Thursday, August 01, 2013	19:40	0:10	53	61	55	51	297	6.9	182	16	0.0	0.0	0.0
Thursday, August 01, 2013	19:50	0:10	49	57	52	47	507	7.4	183	16	0.0	0.0	0.3
Thursday, August 01, 2013	20:00	0:10	50	64	51	47	382	6.2	189	16	0.0	0.2	0.0
Thursday, August 01, 2013	20:10	0:10	49	56	51	46	489	6.8	189	16	0.0	0.0	0.0
Thursday, August 01, 2013	20:20	0:10	46	57	49	42	710	7.8	184	16	0.0	0.0	0.0
Thursday, August 01, 2013	20:30	0:10	44	55	46	41	638	7.6	185	16	0.0	0.0	0.0
Thursday, August 01, 2013	20:40	0:10	44	61	46	40	663	7.7	188	16	0.0	0.0	0.0
Thursday, August 01, 2013	20:50	0:10	43	56	45	39	555	7.2	186	16	0.0	0.0	0.0
Thursday, August 01, 2013	21:00	0:10	42	56	44	38	536	7.2	186	16	0.0	0.0	0.0
Thursday, August 01, 2013	21:10	0:10	41	55	44	37	409	6.2	187	15	0.0	0.0	0.0
Thursday, August 01, 2013	21:20	0:10	40	54	42	37	404	6.5	187	15	0.0	0.0	0.0
Thursday, August 01, 2013	21:30	0:10	39	53	41	36	301	6.0	184	15	0.0	0.0	0.0
Thursday, August 01, 2013	21:40	0:10	42	58	43	36	245	5.5	189	15	0.0	0.0	0.0
Thursday, August 01, 2013	21:50	0:10	41	53	45	36	179	5.3	195	15	0.0	1.9	0.0
Thursday, August 01, 2013	22:00	0:10	39	52	41	36	331	6.0	197	15	0.0	0.0	0.0
Thursday, August 01, 2013	22:10	0:10	38	52	39	35	228	5.7	190	15	0.0	0.0	0.3
Thursday, August 01, 2013	22:20	0:10	41	54	45	35	11	3.4	185	15	0.0	0.0	0.0
Thursday, August 01, 2013	22:30	0:10	42	57	44	38	21	3.7	179	15	0.0	0.0	0.0
Thursday, August 01, 2013	22:40	0:10	47	58	50	41	154	5.0	179	15	0.0	0.0	0.0
Thursday, August 01, 2013	22:50	0:10	53	60	57	41	325	6.3	180	15	0.0	0.0	0.0
Thursday, August 01, 2013	23:00	0:10	50	57	52	46	373	6.5	186	15	0.0	0.0	0.3
Thursday, August 01, 2013	23:10	0:10	57	62	59	53	313	6.1	183	15	0.0	0.0	0.5
Thursday, August 01, 2013	23:20	0:10	56	60	58	55	240	5.8	186	15	0.0	0.0	0.3
Thursday, August 01, 2013	23:30	0:10	53	59	55	50	237	5.6	189	15	0.0	0.0	0.0
Thursday, August 01, 2013	23:40	0:10	52	58	53	50	76	4.3	184	15	0.0	0.0	0.3
Thursday, August 01, 2013	23:50	0:10	49	59	51	47	102	4.5	182	15	0.0	0.0	0.0
Friday, August 02, 2013	0:00	0:10	47	54	48	45	-12	2.6	186	15	0.0	0.0	0.0
Friday, August 02, 2013	0:10	0:10	45	59	46	43	31	3.3	192	15	0.0	0.0	0.0
Friday, August 02, 2013	0:20	0:10	44	57	45	42	94	4.4	189	15	0.0	0.0	0.0
Friday, August 02, 2013	0:30	0:10	44	57	47	41	170	5.2	197	15	0.0	0.0	0.0
Friday, August 02, 2013	0:40	0:10	44	59	46	40	130	4.9	194	15	0.0	0.0	0.0
Friday, August 02, 2013	0:50	0:10	42	59	44	39	97	4.4	194	15	0.0	0.0	0.0
Friday, August 02, 2013	1:00	0:10	40	52	42	38	41	3.6	192	15	0.0	0.0	0.0
Friday, August 02, 2013	1:10	0:10	40	53	41	37	15	3.6	193	15	0.0	0.0	0.0
Friday, August 02, 2013	1:20	0:10	39	54	41	36	-7	2.8	186	15	0.0	0.0	0.0
Friday, August 02, 2013	1:30	0:10	38	55	40	36	-10	2.3	187	15	0.0	0.0	0.0
Friday, August 02, 2013	1:40	0:10	38	51	40	36	-5	2.3	190	15	0.0	0.0	0.3
Friday, August 02, 2013	1:50	0:10	38	52	39	35	-5	2.3	190	15	0.0	0.0	0.0
Friday, August 02, 2013	2:00	0:10	38	55	39	35	-4	1.5	193	15	0.0	0.0	0.0
Friday, August 02, 2013	2:10	0:10	37	53	39	35	-4	2.0	187	15	0.0	0.0	0.0
Friday, August 02, 2013	2:20	0:10	37	51	39	35	-3	1.8	187	15	0.0	0.0	0.0
Friday, August 02, 2013	2:30	0:10	37	51	39	35	0	1.4	183	15	0.0	0.0	0.0
Friday, August 02, 2013	2:40	0:10	39	55	41	36	0	2.3	186	15	0.0	0.0	0.0
Friday, August 02, 2013	2:50	0:10	38	54	40	36	0	2.0	181	15	0.0	0.0	0.0
Friday, August 02, 2013	3:00	0:10	38	51	39	35	-2	1.6	175	15	0.0	0.0	0.0
Friday, August 02, 2013	3:10	0:10	37	53	39	35	0	1.6	175	15	0.0	0.0	0.0
Friday, August 02, 2013	3:20	0:10	38	53	40	35	0	1.0	181	15	0.0	0.0	0.0
Friday, August 02, 2013	3:30	0:10	37	50	39	35	-2	0.8	185	15	0.0	0.0	0.0
Friday, August 02, 2013	3:40	0:10	37	53	38	34	-1	1.1	189	15	0.0	0.0	0.0
Friday, August 02, 2013	3:50	0:10	37	50	39	35	0	1.1	197	15	0.0	0.0	0.0
Friday, August 02, 2013	4:00	0:10	39	55	41	36	0	1.1	213	15	0.0	0.0	0.0
Friday, August 02, 2013	4:10	0:10	40	54	41	37	0	0.9	238	15	0.0	0.0	0.0
Friday, August 02, 2013	4:20	0:10	39	54	40	36	0	0.7	268	15	0.0	0.0	0.0
Friday, August 02, 2013	4:30	0:10	41	58	42	38	0	0.9	278	15	0.0	0.0	0.0
Friday, August 02, 2013	4:40	0:10	39	53	41	37	-1	0.9	271	15	0.0	0.0	0.0
Friday, August 02, 2013	4:50	0:10	39	53	41	37	0	1.9	282	15	0.0	0.0	0.0
Friday, August 02, 2013	5:00	0:10	40	54	43	36	0	1.8	262	15	0.0	0.0	0.0
Friday, August 02, 2013	5:10	0:10	42	54	46	36	0	1.5	261	15	0.0	0.0	0.0
Friday, August 02, 2013	5:20	0:10	40	55	43	35	-1	1.6	272	15	0.0	0.0	0.0
Friday, August 02, 2013	5:30	0:10	45	58	48	38	0	2.2	264	15	0.0	0.0	0.0
Friday, August 02, 2013	5:40	0:10	44	55	46	41	0	2.7	265	15	0.0	0.0	0.0
Friday, August 02, 2013	5:50	0:10	43	54	45	40	0	2.2	266	15	0.0	0.0	0.0
Friday, August 02, 2013	6:00	0:10	41	55	43	38	0	2.7	278	15	0.0	0.0	0.0
Friday, August 02, 2013	6:10	0:10	40	54	42	37	0	1.7	307	15	0.0	0.0	0.0
Friday, August 02, 2013	6:20	0:10	39	52	42	36	-1	0.6	326	15	0.0	0.0	0.0
Friday, August 02, 2013	6:30	0:10	39	53	41	36	0	1.5	320	15	0.0	0.0	0.0
Friday, August 02, 2013	6:40	0:10	38	52	40	35	0	2.7	276	15	0.0	0.0	0.0
Friday, August 02, 2013	6:50	0:10	38	57	41	35	0	2.6	284	15	0.0	0.0	0.0
Friday, August 02, 2013	7:00	0:10	40	53	43	35	0	2.7	295	15	0.0	0.0	0.0
Friday, August 02, 2013	7:10	0:10	37	51	40	35	-4	2.9	278	15	0.0	0.0	0.0
Friday, August 02, 2013	7:20	0:10	37	52	39	34	-8	3.0	282	15	0.0	0.0	0.0
Friday, August 02, 2013	7:30	0:10	37	53	40	34	-7	3.0	288	15	0.0	0.0	0.0
Friday, August 02, 2013	7:40	0:10	38	51	42	34	11	3.5	291	15	0.0	0.0	0.0
Friday, August 02, 2013	7:50	0:10	38	53	42	34	15	3.4	292	15	0.0	0.0	0.0
Friday, August 02, 2013	8:00	0:10	36	50	38	33	22	3.3	293	16	0.0	0.0	0.0
Friday, August 02, 2013	8:10	0:10	34	48	35	32	-4	2.2	292	16	0.0	0.0	0.0
Friday, August 02, 2013	8:20	0:10	35	51	36	32	-5	2.5	292	16	0.0	0.0	0.0
Friday, August 02, 2013	8:30	0:10	44	62	49	32	-2	2.9	290	16	0.0	0.0	0.0
Friday, August 02, 2013	8:40	0:10	39	53	43	32	-4	2.9	292	16	0.0	0.0	0.0
Friday, August 02, 2013	8:50	0:10	37	54	42	32	-4	2.6	300	17	0.0	0.2	0.0
Friday, August 02, 2013	9:00	0:10	37	56	40	33	0	3.0	305	17	0.0	0.0	0.0
Friday, August 02, 2013	9:10	0:10	35	53	36	32	12	3.4	298	17	0.0	0.2	0.0

Table A-3: Location 1 Summer Compliance Evaluation

Date	Time	Duration	Leq	Lmax	L(10)	L(90)	WT N6	WT N6	Onsite Met	Onsite Met	Loc. 6	Loc. 6	Loc. 6
	Start Time	(min)	(dBA)	(dBA)	(dBA)	(dBA)	Output (kW)	HH WS (m/s)	WD @ 75m (degrees)	Temp. (°C)	Avg. WS @ 2m (m/s)	Gust WS @ 2m (m/s)	Precip. (mm)
Friday, August 02, 2013	9:20	0:10	34	46	35	32	-5	2.8	304	17	0.0	0.0	0.0
Friday, August 02, 2013	9:30	0:10	36	49	40	33	0	3.2	292	17	0.0	0.0	0.0
Friday, August 02, 2013	9:40	0:10	38	51	42	32	-1	2.9	295	18	0.0	0.0	0.0
Friday, August 02, 2013	9:50	0:10	38	58	42	32	-7	2.4	307	18	0.0	0.0	0.0
Friday, August 02, 2013	10:00	0:10	36	50	40	32	-5	2.3	288	18	0.0	1.5	0.0
Friday, August 02, 2013	10:10	0:10	36	51	40	32	-5	2.3	297	18	0.0	1.1	0.0
Friday, August 02, 2013	10:20	0:10	36	48	39	32	-5	2.3	301	19	0.0	0.9	0.0
Friday, August 02, 2013	10:30	0:10	34	52	35	32	-5	2.3	290	19	0.0	1.7	0.0
Friday, August 02, 2013	10:40	0:10	38	52	40	32	-5	2.3	294	19	0.2	2.0	0.0
Friday, August 02, 2013	10:50	0:10	34	50	36	33	-5	2.3	274	19	0.2	2.4	0.0
Friday, August 02, 2013	11:00	0:10	35	40	36	34	-5	2.3	297	19	0.2	2.0	0.0
Friday, August 02, 2013	11:10	0:10	36	44	39	33	-5	2.3	285	19	0.2	2.8	0.0
Friday, August 02, 2013	11:20	0:10	39	47	41	35	-5	2.3	283	20	0.7	4.8	0.0
Friday, August 02, 2013	11:30	0:10	36	44	38	34	-5	2.3	291	20	0.7	3.5	0.0
Friday, August 02, 2013	11:40	0:10	37	43	38	36	-5	2.3	294	21	0.2	3.7	0.0
Friday, August 02, 2013	11:50	0:10	39	53	40	36	-5	2.3	282	21	0.0	2.6	0.0
Friday, August 02, 2013	12:00	0:10	37	55	39	34	-5	2.3	269	21	0.4	3.2	0.0
Friday, August 02, 2013	12:10	0:10	38	47	41	35	-5	2.3	257	21	0.2	1.7	0.0
Friday, August 02, 2013	12:20	0:10	38	48	41	35	-5	2.3	275	22	0.6	2.8	0.0
Friday, August 02, 2013	12:30	0:10	38	44	41	35	-5	2.3	261	22	0.4	3.2	0.0
Friday, August 02, 2013	12:40	0:10	37	41	39	34	-5	2.3	240	21	0.2	2.0	0.0
Friday, August 02, 2013	12:50	0:10	38	46	41	35	-5	2.3	254	22	0.2	2.4	0.0
Friday, August 02, 2013	13:00	0:10	39	53	41	36	-5	2.3	275	21	0.4	3.3	0.0
Friday, August 02, 2013	13:10	0:10	39	49	41	35	-5	2.3	283	20	0.4	3.0	0.0
Friday, August 02, 2013	13:20	0:10	40	48	44	35	-4	3.6	271	20	0.9	5.2	0.0
Friday, August 02, 2013	13:30	0:10	44	50	46	38	659	8.2	250	22	0.6	4.4	0.0
Friday, August 02, 2013	13:40	0:10	41	49	44	36	1345	10.0	248	22	1.3	4.6	0.0
Friday, August 02, 2013	13:50	0:10	44	52	48	37	776	10.4	268	21	1.7	4.8	0.0
Friday, August 02, 2013	14:00	0:10	49	65	51	37	-4	11.1	257	22	1.7	5.9	0.0
Friday, August 02, 2013	14:10	0:10	40	50	44	36	-4	10.9	271	22	1.3	5.0	0.0
Friday, August 02, 2013	14:20	0:10	42	48	46	38	-4	9.7	273	22	2.0	6.9	0.0
Friday, August 02, 2013	14:30	0:10	40	49	44	35	-4	8.5	279	22	1.7	4.4	0.0
Friday, August 02, 2013	14:40	0:10	42	50	44	38	-4	9.5	277	21	1.7	5.7	0.0
Friday, August 02, 2013	14:50	0:10	44	51	48	40	-3	8.7	263	22	1.1	6.1	0.0
Friday, August 02, 2013	15:00	0:10	41	49	44	37	751	8.7	261	22	0.7	3.0	0.0
Friday, August 02, 2013	15:10	0:10	40	50	42	38	1594	10.6	283	22	0.6	2.6	0.0
Friday, August 02, 2013	15:20	0:10	42	54	45	38	1109	9.2	286	22	1.9	5.4	0.0
Friday, August 02, 2013	15:30	0:10	40	47	42	37	936	8.8	295	22	1.1	4.8	0.0
Friday, August 02, 2013	15:40	0:10	44	49	46	40	1112	9.3	291	22	1.1	3.9	0.0
Friday, August 02, 2013	15:50	0:10	42	51	45	38	1356	10.1	281	20	0.9	3.5	0.0
Friday, August 02, 2013	16:00	0:10	44	52	46	40	1577	10.5	285	20	0.7	4.4	0.0
Friday, August 02, 2013	16:10	0:10	42	48	45	38	862	8.6	270	21	1.5	4.4	0.0
Friday, August 02, 2013	16:20	0:10	41	47	45	36	1236	9.5	280	22	0.7	3.3	0.0
Friday, August 02, 2013	16:30	0:10	42	49	45	37	868	8.6	286	21	0.4	3.3	0.0
Friday, August 02, 2013	16:40	0:10	40	53	43	36	858	8.5	280	20	0.6	3.5	0.0
Friday, August 02, 2013	16:50	0:10	42	54	43	38	1034	9.0	275	21	0.6	2.8	0.0
Friday, August 02, 2013	17:00	0:10	38	48	39	35	1153	9.3	275	21	0.4	2.4	0.0
Friday, August 02, 2013	17:10	0:10	39	49	42	36	1082	9.3	282	19	0.4	2.8	0.0
Friday, August 02, 2013	17:20	0:10	37	44	40	35	905	8.6	278	20	0.4	2.8	0.0
Friday, August 02, 2013	17:30	0:10	40	48	43	35	809	8.1	280	20	0.4	3.0	0.0
Friday, August 02, 2013	17:40	0:10	40	46	42	37	675	7.6	270	21	1.1	3.2	0.0
Friday, August 02, 2013	17:50	0:10	39	45	42	36	1224	9.6	271	20	0.7	3.0	0.0
Friday, August 02, 2013	18:00	0:10	36	42	38	34	765	8.2	266	19	0.7	3.2	0.0
Friday, August 02, 2013	18:10	0:10	40	57	40	34	543	7.2	268	19	0.7	3.7	0.0
Friday, August 02, 2013	18:20	0:10	36	53	36	34	790	8.3	269	19	0.0	1.3	0.0
Friday, August 02, 2013	18:30	0:10	35	41	37	34	864	8.5	276	19	0.4	2.8	0.0
Friday, August 02, 2013	18:40	0:10	38	48	40	35	1088	9.2	274	19	0.7	2.6	0.0
Friday, August 02, 2013	18:50	0:10	39	47	41	36	1107	9.2	276	19	0.7	3.7	0.0
Friday, August 02, 2013	19:00	0:10	37	47	39	35	865	8.4	278	19	0.4	2.8	0.0
Friday, August 02, 2013	19:10	0:10	36	43	39	34	810	8.3	274	18	0.7	3.0	0.0
Friday, August 02, 2013	19:20	0:10	38	51	38	34	830	8.2	269	18	0.2	3.2	0.0
Friday, August 02, 2013	19:30	0:10	36	48	39	34	739	8.1	267	18	0.0	0.2	0.0
Friday, August 02, 2013	19:40	0:10	38	52	42	33	703	7.9	262	18	0.0	0.0	0.0
Friday, August 02, 2013	19:50	0:10	37	51	42	32	435	6.7	258	17	0.0	0.0	0.0
Friday, August 02, 2013	20:00	0:10	40	53	44	33	301	6.2	246	17	0.0	0.0	0.0
Friday, August 02, 2013	20:10	0:10	39	57	44	31	311	6.3	244	18	0.0	0.9	0.0
Friday, August 02, 2013	20:20	0:10	40	54	45	32	295	6.1	253	18	0.0	0.0	0.0
Friday, August 02, 2013	20:30	0:10	34	48	36	31	368	6.6	256	18	0.0	1.3	0.0
Friday, August 02, 2013	20:40	0:10	34	42	35	33	817	8.2	246	18	0.0	1.7	0.0
Friday, August 02, 2013	20:50	0:10	34	42	35	32	450	6.9	243	17	0.0	0.0	0.0
Friday, August 02, 2013	21:00	0:10	35	46	37	32	272	5.8	251	17	0.0	0.0	0.0
Friday, August 02, 2013	21:10	0:10	33	39	34	32	286	5.9	248	17	0.0	0.0	0.0
Friday, August 02, 2013	21:20	0:10	35	49	35	32	379	6.5	242	17	0.0	0.9	0.0
Friday, August 02, 2013	21:30	0:10	33	43	33	32	458	6.6	243	17	0.0	0.0	0.0
Friday, August 02, 2013	21:40	0:10	33	42	35	32	406	6.6	241	17	0.0	0.0	0.0
Friday, August 02, 2013	21:50	0:10	33	47	34	32	390	6.5	239	17	0.0	0.0	0.0
Friday, August 02, 2013	22:00	0:10	33	38	34	32	366	6.3	241	17	0.0	0.2	0.0
Friday, August 02, 2013	22:10	0:10	34	43	37	32	271	5.8	241	17	0.0	0.0	0.0
Friday, August 02, 2013	22:20	0:10	32	46	33	32	253	5.8	235	17	0.0	0.0	0.0
Friday, August 02, 2013	22:30	0:10	32	39	33	32	291	6.1	234	17	0.0	0.0	0.0
Friday, August 02, 2013	22:40	0:10	32	40	33	32	311	6.2	239	16	0.0	0.0	0.0
Friday, August 02, 2013	22:50	0:10	33	37	34	32	471	7.0	239	16	0.0	0.0	0.0
Friday, August 02, 2013	23:00	0:10	33	37	34	32	528	7.3	239	16	0.0	0.0	0.0
Friday, August 02, 2013	23:10	0:10	34	41	34	33	524	7.2	235	16	0.0	0.0	0.0
Friday, August 02, 2013	23:20	0:10	33	37	34	32	309	6.0	240	16	0.0	0.0	0.0
Friday, August 02, 2013	23:30	0:10	32	36	32	31	191	5.3	239	16	0.0	2.6	0.0
Friday, August 02, 2013	23:40	0:10	31	37	32	31	179	5.4	241	16	0.0	0.0	0.0
Friday, August 02, 2013	23:50	0:10	32	44	32	31	161	5.1	243	16	0.0	0.0	0.0

Table A-3: Location 1 Summer Compliance Evaluation

Date	Time	Duration	Leq	Lmax	L(10)	L(90)	WT N6	WT N6	Onsite Met	Onsite Met	Loc. 6	Loc. 6	Loc. 6
	Start Time	(min)	(dBA)	(dBA)	(dBA)	(dBA)	Output (kW)	HH WS (m/s)	WD @ 75m (degrees)	Temp. (°C)	Avg. WS @ 2m (m/s)	Gust WS @ 2m (m/s)	Precip. (mm)
Saturday, August 03, 2013	0:00	0:10	32	39	33	31	191	5.3	244	16	0.0	0.6	0.0
Saturday, August 03, 2013	0:10	0:10	32	39	32	31	240	5.7	247	16	0.0	0.6	0.0
Saturday, August 03, 2013	0:20	0:10	32	37	32	31	278	6.0	246	16	0.0	2.0	0.0
Saturday, August 03, 2013	0:30	0:10	32	43	33	32	362	6.3	243	16	0.0	0.0	0.0
Saturday, August 03, 2013	0:40	0:10	33	36	34	33	543	7.3	246	16	0.0	1.7	0.0
Saturday, August 03, 2013	0:50	0:10	33	42	34	32	429	6.6	245	16	0.0	0.4	0.0
Saturday, August 03, 2013	1:00	0:10	33	50	33	32	400	6.6	244	16	0.0	0.0	0.0
Saturday, August 03, 2013	1:10	0:10	33	37	33	32	360	6.4	244	16	0.2	3.3	0.0
Saturday, August 03, 2013	1:20	0:10	33	40	33	32	329	6.3	245	15	0.0	2.0	0.0
Saturday, August 03, 2013	1:30	0:10	32	47	32	32	320	6.2	244	15	0.0	1.1	0.0
Saturday, August 03, 2013	1:40	0:10	32	35	33	32	376	6.6	244	15	0.0	1.7	0.0
Saturday, August 03, 2013	1:50	0:10	33	43	34	33	507	7.7	245	15	0.6	3.0	0.0
Saturday, August 03, 2013	2:00	0:10	33	46	33	32	-4	8.4	239	15	0.4	3.0	0.0
Saturday, August 03, 2013	2:10	0:10	32	36	33	31	-4	8.0	238	15	0.2	3.0	0.0
Saturday, August 03, 2013	2:20	0:10	32	45	32	32	-4	7.4	239	15	0.2	2.4	0.0
Saturday, August 03, 2013	2:30	0:10	31	38	32	31	-4	7.0	247	14	0.0	1.3	0.0
Saturday, August 03, 2013	2:40	0:10	32	43	32	31	-4	6.8	250	15	0.2	2.4	0.0
Saturday, August 03, 2013	2:50	0:10	31	42	32	31	-4	7.2	250	15	0.0	1.5	0.0
Saturday, August 03, 2013	3:00	0:10	31	40	32	31	325	6.7	248	14	0.0	2.0	0.0
Saturday, August 03, 2013	3:10	0:10	32	39	32	31	478	7.0	248	14	0.0	2.0	0.0
Saturday, August 03, 2013	3:20	0:10	31	37	31	31	344	6.2	248	14	0.0	2.0	0.0
Saturday, August 03, 2013	3:30	0:10	31	42	32	31	294	6.0	245	14	0.0	1.7	0.0
Saturday, August 03, 2013	3:40	0:10	32	41	33	31	351	6.3	250	14	0.0	0.4	0.0
Saturday, August 03, 2013	3:50	0:10	32	39	32	31	274	5.8	255	14	0.0	1.1	0.0
Saturday, August 03, 2013	4:00	0:10	32	51	33	31	164	5.1	263	14	0.0	0.0	0.0
Saturday, August 03, 2013	4:10	0:10	31	39	32	30	33	3.9	261	14	0.0	0.2	0.0
Saturday, August 03, 2013	4:20	0:10	30	41	31	30	31	3.9	260	14	0.0	0.0	0.0
Saturday, August 03, 2013	4:30	0:10	32	43	33	30	142	5.0	253	14	0.0	0.6	0.0
Saturday, August 03, 2013	4:40	0:10	32	43	32	31	289	6.1	249	14	0.0	0.4	0.0
Saturday, August 03, 2013	4:50	0:10	33	46	34	31	298	6.0	253	14	0.0	1.1	0.0
Saturday, August 03, 2013	5:00	0:10	35	48	40	31	176	5.2	257	14	0.0	1.1	0.0
Saturday, August 03, 2013	5:10	0:10	36	50	41	31	56	3.9	264	14	0.0	0.0	0.0
Saturday, August 03, 2013	5:20	0:10	39	55	44	31	72	4.2	268	14	0.0	0.0	0.0
Saturday, August 03, 2013	5:30	0:10	38	56	42	32	140	4.9	263	14	0.0	0.0	0.0
Saturday, August 03, 2013	5:40	0:10	39	54	44	31	257	5.8	259	15	0.0	0.0	0.0
Saturday, August 03, 2013	5:50	0:10	38	51	41	33	201	5.3	251	15	0.0	2.0	0.0
Saturday, August 03, 2013	6:00	0:10	44	54	48	36	132	4.7	253	15	0.0	1.7	0.0
Saturday, August 03, 2013	6:10	0:10	50	58	54	41	150	4.9	264	14	0.2	2.6	0.3
Saturday, August 03, 2013	6:20	0:10	56	61	58	54	134	4.5	262	13	0.2	2.2	0.3
Saturday, August 03, 2013	6:30	0:10	57	62	58	55	56	3.9	267	13	0.0	1.7	0.3
Saturday, August 03, 2013	6:40	0:10	59	63	61	57	172	5.1	270	13	0.0	1.7	0.5
Saturday, August 03, 2013	6:50	0:10	60	65	63	57	348	6.1	268	13	0.0	1.3	0.5
Saturday, August 03, 2013	7:00	0:10	58	61	59	56	293	5.9	267	13	0.0	0.9	0.5
Saturday, August 03, 2013	7:10	0:10	56	63	59	51	42	3.2	262	13	0.0	1.7	0.3
Saturday, August 03, 2013	7:20	0:10	49	58	51	46	-8	1.6	254	13	0.0	0.0	0.0
Saturday, August 03, 2013	7:30	0:10	49	57	50	47	-5	1.8	258	13	0.0	0.0	0.0
Saturday, August 03, 2013	7:40	0:10	49	59	51	48	-2	2.7	255	13	0.0	0.0	0.0
Saturday, August 03, 2013	7:50	0:10	47	59	49	44	-7	3.0	251	13	0.0	0.0	0.0
Saturday, August 03, 2013	8:00	0:10	44	56	46	42	-10	2.6	262	13	0.0	0.0	0.0
Saturday, August 03, 2013	8:10	0:10	42	53	44	40	-7	2.4	239	13	0.0	0.0	0.0
Saturday, August 03, 2013	8:20	0:10	41	58	43	39	-5	2.0	218	13	0.0	0.0	0.0
Saturday, August 03, 2013	8:30	0:10	40	50	42	37	-5	2.2	241	13	0.0	0.0	0.0
Saturday, August 03, 2013	8:40	0:10	38	51	40	36	-3	3.0	230	14	0.0	0.0	0.0
Saturday, August 03, 2013	8:50	0:10	39	53	42	35	7	3.3	230	14	0.0	0.0	0.0
Saturday, August 03, 2013	9:00	0:10	39	51	43	35	64	4.2	232	14	0.0	0.0	0.0
Saturday, August 03, 2013	9:10	0:10	41	59	45	36	85	4.5	245	14	0.0	0.9	0.0
Saturday, August 03, 2013	9:20	0:10	40	52	43	35	75	4.2	262	14	0.2	2.0	0.0
Saturday, August 03, 2013	9:30	0:10	42	58	44	35	94	4.2	276	15	0.2	2.6	0.0
Saturday, August 03, 2013	9:40	0:10	39	53	43	33	238	5.6	267	15	0.2	2.2	0.0
Saturday, August 03, 2013	9:50	0:10	40	55	43	36	274	6.0	268	15	0.2	2.2	0.0
Saturday, August 03, 2013	10:00	0:10	35	47	37	33	264	5.7	271	15	0.4	3.9	0.0
Saturday, August 03, 2013	10:10	0:10	38	56	40	34	227	5.6	267	15	0.4	3.3	0.0
Saturday, August 03, 2013	10:20	0:10	39	46	41	36	553	7.5	265	16	0.2	3.3	0.0
Saturday, August 03, 2013	10:30	0:10	41	51	44	37	854	8.3	267	16	0.4	3.0	0.0
Saturday, August 03, 2013	10:40	0:10	39	53	42	35	1025	8.9	261	16	0.7	3.2	0.0
Saturday, August 03, 2013	10:50	0:10	38	46	40	35	716	8.0	268	16	0.6	3.3	0.0
Saturday, August 03, 2013	11:00	0:10	39	48	42	35	581	7.2	271	17	0.4	2.6	0.0
Saturday, August 03, 2013	11:10	0:10	39	52	41	36	767	8.1	271	17	0.2	3.2	0.0
Saturday, August 03, 2013	11:20	0:10	39	48	42	35	405	6.6	285	17	0.6	3.7	0.0
Saturday, August 03, 2013	11:30	0:10	41	48	44	36	922	8.6	270	17	0.4	3.7	0.0
Saturday, August 03, 2013	11:40	0:10	42	48	45	37	764	8.1	267	18	0.9	4.4	0.0
Saturday, August 03, 2013	11:50	0:10	42	49	46	37	932	8.6	265	18	0.2	3.2	0.0
Saturday, August 03, 2013	12:00	0:10	41	53	44	37	1522	10.6	266	19	0.2	2.8	0.0
Saturday, August 03, 2013	12:10	0:10	42	55	45	38	1577	10.6	265	19	0.2	3.0	0.0
Saturday, August 03, 2013	12:20	0:10	45	55	49	38	1610	11.0	268	18	0.4	4.1	0.0
Saturday, August 03, 2013	12:30	0:10	44	51	47	38	1402	10.1	274	19	0.4	3.5	0.0
Saturday, August 03, 2013	12:40	0:10	45	51	49	40	1543	10.7	273	19	0.7	3.9	0.0
Saturday, August 03, 2013	12:50	0:10	45	54	49	37	1231	9.9	272	19	0.7	4.1	0.0
Saturday, August 03, 2013	13:00	0:10	44	54	47	38	1310	9.8	276	19	0.6	3.9	0.0
Saturday, August 03, 2013	13:10	0:10	44	51	47	40	1076	9.0	274	20	0.7	5.4	0.0
Saturday, August 03, 2013	13:20	0:10	43	52	47	38	1418	10.2	280	20	0.9	5.7	0.0
Saturday, August 03, 2013	13:30	0:10	43	53	46	39	978	9.0	272	19	1.1	3.9	0.0
Saturday, August 03, 2013	13:40	0:10	48	57	52	42	1057	9.3	264	20	1.9	5.0	0.0
Saturday, August 03, 2013	13:50	0:10	43	50	45	38	920	10.9	265	20	1.5	4.6	0.0
Saturday, August 03, 2013	14:00	0:10	43	53	46	37	-4	9.0	254	21	1.9	5.6	0.0
Saturday, August 03, 2013	14:10	0:10	47	57	51	38	-4	11.2	268	21	1.9	5.6	0.0
Saturday, August 03, 2013	14:20	0:10	42	52	45	37	-4	9.6	259	21	2.4	6.9	0.0
Saturday, August 03, 2013	14:30	0:10	46	54	49	39	-4	11.8	272	19	1.9	5.0	0.0

Table A-3: Location 1 Summer Compliance Evaluation

Date	Time	Duration	Leq	Lmax	L(10)	L(90)	WT N6	WT N6	Onsite Met	Onsite Met	Loc. 6	Loc. 6	Loc. 6
	Start Time	(min)	(dBA)	(dBA)	(dBA)	(dBA)	Output (kW)	HH WS (m/s)	WD @ 75m (degrees)	Temp. (°C)	Avg. WS @ 2m (m/s)	Gust WS @ 2m (m/s)	Precip. (mm)
Saturday, August 03, 2013	14:40	0:10	45	55	48	39	-4	10.6	274	19	2.0	4.8	0.0
Saturday, August 03, 2013	14:50	0:10	44	52	47	38	-3	11.1	265	21	2.4	6.5	0.0
Saturday, August 03, 2013	15:00	0:10	41	47	43	38	1128	11.0	273	21	2.0	5.7	0.0
Saturday, August 03, 2013	15:10	0:10	42	47	45	38	1575	11.1	273	20	1.7	3.9	0.0
Saturday, August 03, 2013	15:20	0:10	47	53	50	41	1909	13.1	270	19	2.0	5.7	0.0
Saturday, August 03, 2013	15:30	0:10	47	57	51	39	1344	10.2	266	20	1.7	5.4	0.0
Saturday, August 03, 2013	15:40	0:10	41	46	43	37	1504	10.4	274	21	2.0	8.2	0.0
Saturday, August 03, 2013	15:50	0:10	44	53	48	38	1181	9.4	291	20	1.7	3.9	0.0
Saturday, August 03, 2013	16:00	0:10	45	53	49	39	1001	9.0	277	20	1.5	6.3	0.0
Saturday, August 03, 2013	16:10	0:10	47	58	51	37	1460	10.2	277	20	1.5	4.1	0.0
Saturday, August 03, 2013	16:20	0:10	45	53	49	38	1694	11.4	272	21	1.1	3.9	0.0
Saturday, August 03, 2013	16:30	0:10	44	56	47	38	1685	11.3	286	20	2.2	5.4	0.0
Saturday, August 03, 2013	16:40	0:10	43	52	47	38	1258	9.8	277	21	2.2	7.6	0.0
Saturday, August 03, 2013	16:50	0:10	45	62	47	37	1279	9.5	290	20	1.9	5.2	0.0
Saturday, August 03, 2013	17:00	0:10	42	49	46	36	732	7.9	290	20	1.7	4.6	0.0
Saturday, August 03, 2013	17:10	0:10	40	46	42	36	894	8.6	287	19	2.0	5.7	0.0
Saturday, August 03, 2013	17:20	0:10	41	47	44	37	833	8.1	284	20	2.4	5.6	0.0
Saturday, August 03, 2013	17:30	0:10	38	46	39	35	722	8.0	279	20	2.0	4.6	0.0
Saturday, August 03, 2013	17:40	0:10	43	53	48	35	894	8.5	270	20	1.9	6.3	0.0
Saturday, August 03, 2013	17:50	0:10	42	56	45	37	890	8.5	274	20	2.2	7.6	0.0
Saturday, August 03, 2013	18:00	0:10	40	47	43	35	1092	9.0	277	19	1.9	3.7	0.0
Saturday, August 03, 2013	18:10	0:10	39	50	42	35	972	9.0	290	18	1.3	4.3	0.0
Saturday, August 03, 2013	18:20	0:10	37	45	39	34	667	7.7	284	18	1.3	3.2	0.0
Saturday, August 03, 2013	18:30	0:10	36	48	38	33	492	6.9	282	18	1.1	3.7	0.0
Saturday, August 03, 2013	18:40	0:10	37	44	39	35	582	7.4	290	18	1.3	4.3	0.0
Saturday, August 03, 2013	18:50	0:10	36	40	38	34	854	8.4	288	18	0.9	2.6	0.0
Saturday, August 03, 2013	19:00	0:10	35	46	37	33	650	7.8	294	17	1.5	5.9	0.0
Saturday, August 03, 2013	19:10	0:10	34	38	35	33	526	7.3	298	17	1.3	3.0	0.0
Saturday, August 03, 2013	19:20	0:10	34	41	35	33	376	6.6	291	16	0.7	2.8	0.0
Saturday, August 03, 2013	19:30	0:10	35	45	37	33	365	6.6	290	16	0.0	0.0	0.0
Saturday, August 03, 2013	19:40	0:10	34	45	36	32	371	6.6	290	16	0.0	0.0	0.0
Saturday, August 03, 2013	19:50	0:10	35	46	38	33	389	6.5	287	16	0.2	2.0	0.0
Saturday, August 03, 2013	20:00	0:10	37	48	40	33	619	7.6	283	16	0.0	1.1	0.0
Saturday, August 03, 2013	20:10	0:10	38	55	42	34	544	7.3	285	16	0.4	3.0	0.0
Saturday, August 03, 2013	20:20	0:10	34	40	36	33	581	7.4	287	15	0.6	2.4	0.0
Saturday, August 03, 2013	20:30	0:10	33	44	34	32	192	5.1	286	15	0.4	2.8	0.0
Saturday, August 03, 2013	20:40	0:10	36	53	35	32	33	3.3	287	15	0.6	3.0	0.0
Saturday, August 03, 2013	20:50	0:10	34	47	35	32	-12	2.3	297	15	0.4	2.2	0.0
Saturday, August 03, 2013	21:00	0:10	32	39	33	31	22	3.5	297	15	0.0	0.0	0.0
Saturday, August 03, 2013	21:10	0:10	32	44	34	30	38	4.0	303	15	0.0	0.0	0.0
Saturday, August 03, 2013	21:20	0:10	35	59	33	30	5	3.1	301	15	0.0	0.0	0.0
Saturday, August 03, 2013	21:30	0:10	30	46	31	29	3	3.2	305	14	0.0	0.0	0.0
Saturday, August 03, 2013	21:40	0:10	31	39	32	30	30	3.8	304	14	0.0	0.0	0.0
Saturday, August 03, 2013	21:50	0:10	32	42	33	31	26	3.5	305	14	0.0	0.0	0.0
Saturday, August 03, 2013	22:00	0:10	30	39	31	30	16	3.5	308	14	0.0	0.0	0.0
Saturday, August 03, 2013	22:10	0:10	30	38	32	29	22	3.7	301	14	0.0	0.0	0.0
Saturday, August 03, 2013	22:20	0:10	31	40	31	30	-5	3.0	292	14	0.0	0.0	0.0
Saturday, August 03, 2013	22:30	0:10	30	39	31	30	31	3.7	290	14	0.0	0.0	0.0
Saturday, August 03, 2013	22:40	0:10	31	47	32	30	22	3.6	288	14	0.0	0.0	0.0
Saturday, August 03, 2013	22:50	0:10	31	45	32	30	26	3.7	291	14	0.0	0.0	0.0
Saturday, August 03, 2013	23:00	0:10	31	36	31	30	74	4.3	293	14	0.0	2.4	0.0
Saturday, August 03, 2013	23:10	0:10	31	39	31	30	71	4.3	290	14	0.0	1.7	0.0
Saturday, August 03, 2013	23:20	0:10	34	49	36	30	26	3.8	286	14	0.0	0.0	0.0
Saturday, August 03, 2013	23:30	0:10	31	46	32	30	9	3.4	288	14	0.0	0.0	0.0
Saturday, August 03, 2013	23:40	0:10	31	37	31	30	61	4.1	288	14	0.0	0.0	0.0
Saturday, August 03, 2013	23:50	0:10	30	36	31	30	59	4.1	289	14	0.0	0.9	0.0
Sunday, August 04, 2013	0:00	0:10	30	37	31	30	22	3.5	295	14	0.2	1.5	0.0
Sunday, August 04, 2013	0:10	0:10	30	39	31	30	17	3.4	292	14	0.0	0.2	0.0
Sunday, August 04, 2013	0:20	0:10	30	40	31	30	36	3.9	289	14	0.0	1.1	0.0
Sunday, August 04, 2013	0:30	0:10	33	46	36	30	-5	3.1	297	14	0.0	0.2	0.0
Sunday, August 04, 2013	0:40	0:10	30	37	31	30	21	3.5	298	14	0.0	0.0	0.0
Sunday, August 04, 2013	0:50	0:10	32	52	32	30	38	3.9	297	14	0.0	0.0	0.0
Sunday, August 04, 2013	1:00	0:10	31	36	32	31	79	4.5	293	14	0.0	0.0	0.0
Sunday, August 04, 2013	1:10	0:10	31	38	31	30	97	4.6	293	14	0.0	0.0	0.0
Sunday, August 04, 2013	1:20	0:10	31	38	32	30	101	4.7	289	14	0.0	0.0	0.0
Sunday, August 04, 2013	1:30	0:10	31	42	32	30	117	4.7	290	14	0.0	0.0	0.0
Sunday, August 04, 2013	1:40	0:10	32	42	33	31	178	5.2	293	14	0.0	0.0	0.0
Sunday, August 04, 2013	1:50	0:10	32	35	33	31	217	5.4	290	13	0.0	0.0	0.0
Sunday, August 04, 2013	2:00	0:10	31	47	32	31	117	5.1	293	13	0.0	1.1	0.0
Sunday, August 04, 2013	2:10	0:10	31	34	32	30	-4	5.1	299	13	0.0	1.1	0.0
Sunday, August 04, 2013	2:20	0:10	30	34	31	30	-4	4.5	299	13	0.0	0.0	0.0
Sunday, August 04, 2013	2:30	0:10	30	35	30	29	-4	4.7	300	13	0.0	0.0	0.0
Sunday, August 04, 2013	2:40	0:10	30	47	30	29	-4	4.1	302	13	0.0	0.0	0.0
Sunday, August 04, 2013	2:50	0:10	30	37	30	29	-4	3.9	304	13	0.0	0.0	0.0
Sunday, August 04, 2013	3:00	0:10	31	46	32	30	13	3.4	305	13	0.0	0.0	0.0
Sunday, August 04, 2013	3:10	0:10	31	40	32	31	6	3.2	305	13	0.0	0.0	0.0
Sunday, August 04, 2013	3:20	0:10	30	38	31	30	22	3.5	305	13	0.0	0.0	0.0
Sunday, August 04, 2013	3:30	0:10	31	37	31	30	27	3.3	306	12	0.0	0.0	0.0
Sunday, August 04, 2013	3:40	0:10	32	42	32	30	23	3.4	303	12	0.0	0.0	0.0
Sunday, August 04, 2013	3:50	0:10	32	36	33	31	65	4.1	297	12	0.0	0.0	0.0
Sunday, August 04, 2013	4:00	0:10	31	39	32	31	77	4.1	295	12	0.0	0.0	0.0
Sunday, August 04, 2013	4:10	0:10	30	41	31	29	86	4.1	297	12	0.0	0.0	0.0
Sunday, August 04, 2013	4:20	0:10	31	37	32	31	50	3.5	297	13	0.0	0.0	0.0
Sunday, August 04, 2013	4:30	0:10	31	36	32	31	68	3.8	295	12	0.0	0.0	0.0
Sunday, August 04, 2013	4:40	0:10	31	36	31	30	61	3.9	302	12	0.0	0.0	0.0
Sunday, August 04, 2013	4:50	0:10	35	53	35	31	66	4.1	304	12	0.0	0.0	0.0
Sunday, August 04, 2013	5:00	0:10	37	53	41	31	61	3.7	299	12	0.0	0.0	0.0
Sunday, August 04, 2013	5:10	0:10	39	56	42	31	41	3.6	299	12	0.0	0.0	0.0

Table A-3: Location 1 Summer Compliance Evaluation

Date	Time	Duration	Leq	Lmax	L(10)	L(90)	WT N6	WT N6	Onsite Met	Onsite Met	Loc. 6	Loc. 6	Loc. 6
	Start Time	(min)	(dBA)	(dBA)	(dBA)	(dBA)	Output (kW)	HH WS (m/s)	WD @ 75m (degrees)	Temp. (°C)	Avg. WS @ 2m (m/s)	Gust WS @ 2m (m/s)	Precip. (mm)
Sunday, August 04, 2013	5:20	0:10	42	58	48	31	66	3.7	300	12	0.0	0.0	0.0
Sunday, August 04, 2013	5:30	0:10	38	51	42	31	83	4.2	301	12	0.0	0.0	0.0
Sunday, August 04, 2013	5:40	0:10	38	53	42	31	116	4.5	297	12	0.0	0.0	0.0
Sunday, August 04, 2013	5:50	0:10	33	51	36	31	109	4.4	291	12	0.0	0.0	0.0
Sunday, August 04, 2013	6:00	0:10	32	39	33	31	75	3.9	287	12	0.0	0.0	0.0
Sunday, August 04, 2013	6:10	0:10	33	51	34	30	57	3.8	287	12	0.0	0.0	0.0
Sunday, August 04, 2013	6:20	0:10	39	56	44	30	91	4.4	283	12	0.0	1.3	0.0
Sunday, August 04, 2013	6:30	0:10	38	54	43	30	154	5.0	279	12	0.2	2.2	0.0
Sunday, August 04, 2013	6:40	0:10	36	54	40	30	153	4.7	282	12	0.4	3.9	0.0
Sunday, August 04, 2013	6:50	0:10	33	47	36	30	121	4.6	290	13	0.2	2.0	0.0
Sunday, August 04, 2013	7:00	0:10	33	41	36	30	118	4.4	293	13	0.0	1.7	0.0
Sunday, August 04, 2013	7:10	0:10	33	47	35	30	88	4.4	297	13	0.2	3.3	0.0
Sunday, August 04, 2013	7:20	0:10	35	49	38	30	69	4.0	297	14	0.4	2.2	0.0
Sunday, August 04, 2013	7:30	0:10	34	46	37	30	44	3.6	294	14	0.6	3.2	0.0
Sunday, August 04, 2013	7:40	0:10	32	42	34	31	53	3.8	295	14	0.2	2.8	0.0
Sunday, August 04, 2013	7:50	0:10	32	42	32	31	12	3.2	297	14	0.6	3.2	0.0
Sunday, August 04, 2013	8:00	0:10	31	37	32	31	11	3.4	299	15	0.4	2.6	0.0
Sunday, August 04, 2013	8:10	0:10	33	50	35	30	74	4.2	302	15	0.0	0.9	0.0
Sunday, August 04, 2013	8:20	0:10	36	64	35	30	111	4.8	306	15	0.2	3.0	0.0
Sunday, August 04, 2013	8:30	0:10	33	47	36	30	131	4.9	311	15	0.2	2.2	0.0
Sunday, August 04, 2013	8:40	0:10	35	46	38	30	46	3.8	313	15	0.2	3.0	0.0
Sunday, August 04, 2013	8:50	0:10	36	46	39	31	36	3.6	304	16	0.2	1.5	0.0
Sunday, August 04, 2013	9:00	0:10	37	50	40	33	38	3.3	308	16	0.6	3.3	0.0
Sunday, August 04, 2013	9:10	0:10	34	45	36	30	161	4.9	309	16	0.7	3.7	0.0
Sunday, August 04, 2013	9:20	0:10	35	45	38	31	324	5.8	313	15	0.2	2.8	0.0
Sunday, August 04, 2013	9:30	0:10	37	45	40	35	543	7.3	307	16	0.7	4.8	0.0
Sunday, August 04, 2013	9:40	0:10	40	46	42	37	704	7.6	310	16	1.7	4.8	0.0
Sunday, August 04, 2013	9:50	0:10	43	58	47	39	547	7.0	331	16	1.3	4.8	0.0
Sunday, August 04, 2013	10:00	0:10	41	53	43	37	837	8.2	315	17	0.9	4.4	0.0
Sunday, August 04, 2013	10:10	0:10	45	59	49	39	664	7.7	320	17	1.7	5.4	0.0
Sunday, August 04, 2013	10:20	0:10	39	44	41	34	450	6.5	322	17	1.3	3.3	0.0
Sunday, August 04, 2013	10:30	0:10	37	43	39	34	268	5.7	306	17	0.9	3.9	0.0
Sunday, August 04, 2013	10:40	0:10	38	46	41	35	255	5.5	310	17	0.4	3.2	0.0
Sunday, August 04, 2013	10:50	0:10	36	45	38	34	115	4.3	302	18	0.7	4.3	0.0
Sunday, August 04, 2013	11:00	0:10	33	38	34	31	72	4.0	298	18	0.9	4.1	0.0
Sunday, August 04, 2013	11:10	0:10	36	47	40	31	65	4.1	286	18	0.7	3.5	0.0
Sunday, August 04, 2013	11:20	0:10	37	44	40	33	103	4.6	312	18	0.7	4.1	0.0
Sunday, August 04, 2013	11:30	0:10	36	43	39	33	212	5.6	286	16	0.2	2.6	0.0
Sunday, August 04, 2013	11:40	0:10	36	53	37	32	134	4.7	279	15	0.2	2.0	0.0
Sunday, August 04, 2013	11:50	0:10	33	38	35	31	154	5.0	287	16	0.9	4.1	0.0
Sunday, August 04, 2013	12:00	0:10	44	51	49	32	475	6.7	290	17	0.7	5.2	0.0
Sunday, August 04, 2013	12:10	0:10	48	57	52	37	822	8.0	282	17	0.9	3.9	0.0
Sunday, August 04, 2013	12:20	0:10	37	46	38	34	337	6.0	275	15	0.6	3.2	0.0
Sunday, August 04, 2013	12:30	0:10	43	62	40	32	216	5.5	282	15	1.1	3.9	0.0
Sunday, August 04, 2013	12:40	0:10	43	51	46	36	409	6.6	293	17	1.3	4.8	0.0
Sunday, August 04, 2013	12:50	0:10	34	45	36	31	290	5.7	303	17	1.5	5.0	0.0
Sunday, August 04, 2013	13:00	0:10	34	51	37	32	173	5.1	306	17	0.6	3.0	0.0
Sunday, August 04, 2013	13:10	0:10	46	58	49	35	566	6.8	309	18	1.5	4.6	0.0
Sunday, August 04, 2013	13:20	0:10	43	60	43	37	754	7.8	318	16	0.7	4.8	0.0
Sunday, August 04, 2013	13:30	0:10	37	45	38	34	463	6.9	304	15	0.9	3.3	0.0
Sunday, August 04, 2013	13:40	0:10	45	54	50	35	223	5.4	306	15	1.3	4.8	0.0
Sunday, August 04, 2013	13:50	0:10	43	53	48	33	83	4.7	301	17	0.7	5.4	0.0
Sunday, August 04, 2013	14:00	0:10	34	53	36	31	-4	4.2	305	17	1.5	5.7	0.0
Sunday, August 04, 2013	14:10	0:10	32	46	35	30	-4	5.6	302	18	1.1	3.5	0.0
Sunday, August 04, 2013	14:20	0:10	32	41	34	29	-4	6.0	298	17	0.9	3.3	0.0
Sunday, August 04, 2013	14:30	0:10	37	54	38	31	-4	6.1	293	16	1.3	5.4	0.0
Sunday, August 04, 2013	14:40	0:10	32	42	34	31	-4	5.7	292	15	0.4	3.3	0.0
Sunday, August 04, 2013	14:50	0:10	33	51	36	30	-3	6.4	283	15	0.2	2.8	0.0
Sunday, August 04, 2013	15:00	0:10	34	50	35	31	0	4.8	278	15	0.2	3.3	0.0
Sunday, August 04, 2013	15:10	0:10	34	41	35	32	184	5.5	279	16	0.7	3.3	0.0
Sunday, August 04, 2013	15:20	0:10	38	50	41	32	346	6.4	288	17	1.7	5.0	0.0
Sunday, August 04, 2013	15:30	0:10	54	63	60	38	1242	9.8	290	17	1.9	5.0	0.0
Sunday, August 04, 2013	15:40	0:10	38	52	40	35	518	7.0	296	16	1.9	5.4	0.0
Sunday, August 04, 2013	15:50	0:10	39	49	43	34	271	5.7	289	16	1.7	4.3	0.0
Sunday, August 04, 2013	16:00	0:10	33	44	36	31	129	4.7	310	17	1.3	4.4	0.0
Sunday, August 04, 2013	16:10	0:10	35	46	36	33	70	4.0	318	17	1.1	4.4	0.0
Sunday, August 04, 2013	16:20	0:10	33	43	34	31	154	4.9	319	17	1.1	3.3	0.0
Sunday, August 04, 2013	16:30	0:10	33	42	35	32	348	6.2	321	17	0.6	5.0	0.0
Sunday, August 04, 2013	16:40	0:10	36	42	38	33	481	6.8	306	17	0.6	3.5	0.0
Sunday, August 04, 2013	16:50	0:10	40	47	43	36	903	8.5	310	17	1.1	5.0	0.3
Sunday, August 04, 2013	17:00	0:10	38	45	41	34	321	5.9	305	16	0.6	3.3	0.0
Sunday, August 04, 2013	17:10	0:10	34	39	36	32	259	5.6	307	16	0.2	2.4	0.0
Sunday, August 04, 2013	17:20	0:10	36	40	38	33	318	5.8	308	17	0.2	1.7	0.0
Sunday, August 04, 2013	17:30	0:10	36	41	38	31	267	5.5	320	17	0.4	3.7	0.0
Sunday, August 04, 2013	17:40	0:10	32	43	34	29	106	4.6	311	16	0.2	2.0	0.0
Sunday, August 04, 2013	17:50	0:10	31	48	33	29	67	4.2	310	15	0.4	2.8	0.0
Sunday, August 04, 2013	18:00	0:10	30	35	31	29	-3	2.7	311	14	0.4	2.6	0.0
Sunday, August 04, 2013	18:10	0:10	29	39	30	28	27	3.5	309	15	0.4	2.8	0.0
Sunday, August 04, 2013	18:20	0:10	31	40	33	29	59	3.8	306	16	0.4	5.4	0.0
Sunday, August 04, 2013	18:30	0:10	30	41	31	29	62	3.9	314	15	1.1	3.5	0.0
Sunday, August 04, 2013	18:40	0:10	32	45	35	29	44	4.2	310	15	0.6	2.6	0.0
Sunday, August 04, 2013	18:50	0:10	33	47	35	30	72	4.1	319	14	0.4	3.0	0.0
Sunday, August 04, 2013	19:00	0:10	55	63	60	33	254	5.5	320	14	0.2	1.3	0.0
Sunday, August 04, 2013	19:10	0:10	48	58	52	40	321	6.2	324	14	0.6	3.0	0.0
Sunday, August 04, 2013	19:20	0:10	42	54	46	37	449	6.8	315	13	0.6	3.7	0.0
Sunday, August 04, 2013	19:30	0:10	41	54	45	34	253	5.7	319	13	0.4	2.4	0.0
Sunday, August 04, 2013	19:40	0:10	40	57	45	32	152	4.9	318	13	0.7	2.6	0.0
Sunday, August 04, 2013	19:50	0:10	39	53	44	31	67	4.2	314	13	0.4	2.8	0.0

Table A-3: Location 1 Summer Compliance Evaluation

Date	Time	Duration	Leq	Lmax	L(10)	L(90)	WT N6	WT N6	Onsite Met	Onsite Met	Loc. 6	Loc. 6	Loc. 6
	Start Time	(min)	(dBA)	(dBA)	(dBA)	(dBA)	Output (kW)	HH WS (m/s)	WD @ 75m (degrees)	Temp. (°C)	Avg. WS @ 2m (m/s)	Gust WS @ 2m (m/s)	Precip. (mm)
Sunday, August 04, 2013	20:00	0:10	39	58	43	31	37	3.7	316	12	0.0	1.3	0.0
Sunday, August 04, 2013	20:10	0:10	42	57	47	30	120	4.8	318	12	0.4	3.2	0.0
Sunday, August 04, 2013	20:20	0:10	38	56	41	32	215	5.6	306	12	0.7	3.2	0.0
Sunday, August 04, 2013	20:30	0:10	36	46	38	33	464	6.9	305	12	0.7	3.0	0.0
Sunday, August 04, 2013	20:40	0:10	38	54	40	33	421	6.6	309	12	0.7	3.9	0.0
Sunday, August 04, 2013	20:50	0:10	34	42	36	33	434	6.8	306	12	0.9	3.5	0.0
Sunday, August 04, 2013	21:00	0:10	34	48	36	32	377	6.3	308	12	0.7	2.4	0.0
Sunday, August 04, 2013	21:10	0:10	33	42	34	32	377	6.5	304	11	1.3	3.3	0.0
Sunday, August 04, 2013	21:20	0:10	33	44	34	31	412	6.6	303	12	1.1	4.3	0.0
Sunday, August 04, 2013	21:30	0:10	35	50	37	32	373	6.5	302	11	1.3	4.6	0.0
Sunday, August 04, 2013	21:40	0:10	33	43	34	32	295	5.9	303	11	1.1	4.1	0.0
Sunday, August 04, 2013	21:50	0:10	32	42	33	31	283	5.8	304	11	0.9	4.4	0.0
Sunday, August 04, 2013	22:00	0:10	32	40	32	31	182	5.2	306	11	1.3	4.4	0.0
Sunday, August 04, 2013	22:10	0:10	32	42	33	31	152	4.9	307	11	1.1	3.5	0.0
Sunday, August 04, 2013	22:20	0:10	31	37	32	31	141	4.9	307	11	1.1	3.7	0.0
Sunday, August 04, 2013	22:30	0:10	32	44	33	31	86	4.4	307	11	0.9	3.2	0.0
Sunday, August 04, 2013	22:40	0:10	31	48	32	31	77	4.3	304	11	0.7	3.5	0.0
Sunday, August 04, 2013	22:50	0:10	32	39	32	31	113	4.7	303	11	1.1	3.3	0.0
Sunday, August 04, 2013	23:00	0:10	31	37	32	30	142	4.9	305	11	1.1	3.5	0.0
Sunday, August 04, 2013	23:10	0:10	32	49	33	31	216	5.4	307	11	0.9	3.3	0.0
Sunday, August 04, 2013	23:20	0:10	31	35	32	31	181	5.2	310	11	0.7	3.2	0.0
Sunday, August 04, 2013	23:30	0:10	30	38	31	29	159	5.1	310	11	1.1	3.9	0.0
Sunday, August 04, 2013	23:40	0:10	30	40	30	29	165	5.0	310	11	0.7	3.2	0.0
Sunday, August 04, 2013	23:50	0:10	30	43	30	29	178	5.3	310	11	0.2	2.2	0.0
Monday, August 05, 2013	0:00	0:10	29	39	30	29	121	4.8	311	11	0.2	2.6	0.0
Monday, August 05, 2013	0:10	0:10	30	40	30	29	91	4.3	306	11	0.0	2.0	0.0
Monday, August 05, 2013	0:20	0:10	30	39	31	30	76	4.2	301	10	0.2	3.0	0.0
Monday, August 05, 2013	0:30	0:10	31	47	31	30	68	4.1	303	10	0.0	0.7	0.0
Monday, August 05, 2013	0:40	0:10	30	38	31	30	16	3.4	301	10	0.2	1.9	0.0
Monday, August 05, 2013	0:50	0:10	30	42	30	29	-7	2.7	303	10	0.2	1.5	0.0
Monday, August 05, 2013	1:00	0:10	30	40	31	29	-6	3.3	304	10	0.0	1.7	0.0
Monday, August 05, 2013	1:10	0:10	31	46	32	30	111	4.4	306	10	0.4	3.2	0.0
Monday, August 05, 2013	1:20	0:10	31	40	31	30	40	3.9	307	10	0.2	2.4	0.0
Monday, August 05, 2013	1:30	0:10	31	42	31	30	9	3.2	311	10	0.4	2.6	0.0
Monday, August 05, 2013	1:40	0:10	31	43	31	30	56	3.9	309	10	0.2	2.8	0.0
Monday, August 05, 2013	1:50	0:10	31	46	32	30	-9	3.2	306	10	0.2	2.2	0.0
Monday, August 05, 2013	2:00	0:10	30	42	30	29	-4	3.1	307	10	0.2	2.6	0.0
Monday, August 05, 2013	2:10	0:10	30	42	30	29	-4	3.9	308	10	0.6	3.2	0.0
Monday, August 05, 2013	2:20	0:10	30	42	30	29	-4	4.3	306	10	0.6	3.3	0.0
Monday, August 05, 2013	2:30	0:10	30	35	30	29	-4	3.4	307	10	0.2	2.6	0.0
Monday, August 05, 2013	2:40	0:10	30	36	30	29	-4	4.3	306	10	0.7	3.3	0.0
Monday, August 05, 2013	2:50	0:10	33	52	34	30	-2	4.6	307	10	0.7	3.5	0.0
Monday, August 05, 2013	3:00	0:10	32	45	33	31	196	5.5	309	10	0.6	2.8	0.0
Monday, August 05, 2013	3:10	0:10	32	42	33	31	251	5.5	310	10	0.4	2.6	0.0
Monday, August 05, 2013	3:20	0:10	30	39	31	30	190	5.2	311	10	0.2	2.6	0.0
Monday, August 05, 2013	3:30	0:10	30	41	31	29	175	5.2	310	10	0.2	3.0	0.0
Monday, August 05, 2013	3:40	0:10	29	39	30	29	122	4.7	309	10	0.4	2.2	0.0
Monday, August 05, 2013	3:50	0:10	29	45	30	29	131	4.7	309	10	0.2	1.9	0.0
Monday, August 05, 2013	4:00	0:10	29	38	30	28	159	4.9	309	10	0.2	2.6	0.0
Monday, August 05, 2013	4:10	0:10	30	43	30	29	95	4.3	308	10	0.2	2.2	0.0
Monday, August 05, 2013	4:20	0:10	30	36	32	29	82	3.9	309	10	0.2	2.6	0.0
Monday, August 05, 2013	4:30	0:10	33	45	35	30	57	3.8	312	10	0.6	3.3	0.0
Monday, August 05, 2013	4:40	0:10	49	61	56	30	59	3.8	313	10	0.2	2.4	0.0
Monday, August 05, 2013	4:50	0:10	56	61	59	51	105	4.3	315	10	0.2	3.3	0.0
Monday, August 05, 2013	5:00	0:10	57	63	59	53	206	5.2	323	10	0.0	0.0	0.5
Monday, August 05, 2013	5:10	0:10	51	60	54	47	184	5.1	321	10	0.2	3.5	0.0
Monday, August 05, 2013	5:20	0:10	46	56	48	42	92	4.3	318	10	0.2	3.2	0.0
Monday, August 05, 2013	5:30	0:10	44	57	46	40	58	3.9	314	10	0.2	3.3	0.3
Monday, August 05, 2013	5:40	0:10	48	62	50	40	156	5.0	321	10	0.4	2.8	0.0
Monday, August 05, 2013	5:50	0:10	41	55	44	37	144	4.6	313	10	0.2	2.8	0.0
Monday, August 05, 2013	6:00	0:10	41	57	44	36	202	5.2	311	10	0.2	2.4	0.0
Monday, August 05, 2013	6:10	0:10	38	52	40	35	248	5.7	309	9	0.4	4.3	0.0
Monday, August 05, 2013	6:20	0:10	43	60	46	35	399	6.2	313	9	0.2	2.8	0.0
Monday, August 05, 2013	6:30	0:10	40	57	41	35	508	6.6	312	9	0.2	4.3	0.0
Monday, August 05, 2013	6:40	0:10	44	59	46	38	337	5.9	309	9	0.4	3.7	0.0
Monday, August 05, 2013	6:50	0:10	44	61	47	38	472	6.6	310	9	0.7	3.0	0.0
Monday, August 05, 2013	7:00	0:10	40	58	42	37	447	6.6	309	9	1.3	4.3	0.0
Monday, August 05, 2013	7:10	0:10	42	54	45	38	464	6.6	306	9	1.3	3.9	0.0
Monday, August 05, 2013	7:20	0:10	44	59	47	39	539	7.0	309	9	1.1	4.8	0.0
Monday, August 05, 2013	7:30	0:10	44	56	48	37	574	7.2	309	9	0.6	4.1	0.0
Monday, August 05, 2013	7:40	0:10	43	54	45	40	786	8.1	311	9	1.1	4.1	0.0
Monday, August 05, 2013	7:50	0:10	41	53	43	37	1080	8.6	310	9	1.3	5.7	0.0
Monday, August 05, 2013	8:00	0:10	43	52	47	39	969	8.5	311	9	1.3	5.9	0.0
Monday, August 05, 2013	8:10	0:10	45	54	48	39	1135	9.0	310	9	1.9	5.7	0.0
Monday, August 05, 2013	8:20	0:10	46	57	49	40	1280	9.3	315	9	1.1	6.1	0.0
Monday, August 05, 2013	8:30	0:10	45	55	48	40	570	7.0	313	10	0.7	4.6	0.0
Monday, August 05, 2013	8:40	0:10	46	55	50	40	620	7.2	309	10	1.9	6.5	0.0
Monday, August 05, 2013	8:50	0:10	44	54	47	39	654	7.5	310	10	1.7	6.5	0.0
Monday, August 05, 2013	9:00	0:10	43	50	47	39	243	7.8	309	10	1.9	6.5	0.0
Monday, August 05, 2013	9:10	0:10	44	51	48	38	0	5.7	311	10	1.5	4.4	0.0
Monday, August 05, 2013	9:20	0:10	43	52	46	38	0	5.6	309	11	1.5	4.4	0.0
Monday, August 05, 2013	9:30	0:10	41	50	45	35	0	5.6	314	11	1.7	4.8	0.0
Monday, August 05, 2013	9:40	0:10	44	51	47	39	-1	5.8	322	11	1.9	6.1	0.0
Monday, August 05, 2013	9:50	0:10	44	53	48	39	120	7.0	315	11	2.4	5.0	0.0
Monday, August 05, 2013	10:00	0:10	41	47	44	38	567	6.8	308	11	1.7	4.8	0.0
Monday, August 05, 2013	10:10	0:10	44	51	48	39	712	7.6	324	12	1.9	4.8	0.0
Monday, August 05, 2013	10:20	0:10	41	47	43	37	656	7.3	314	12	2.0	4.8	0.0
Monday, August 05, 2013	10:30	0:10	45	51	48	38	332	5.8	327	13	1.5	5.2	0.0

Table A-3: Location 1 Summer Compliance Evaluation

Date	Time	Duration	Leq	Lmax	L(10)	L(90)	WT N6	WT N6	Onsite Met	Onsite Met	Loc. 6	Loc. 6	Loc. 6
	Start Time	(min)	(dBA)	(dBA)	(dBA)	(dBA)	Output (kW)	HH WS (m/s)	WD @ 75m (degrees)	Temp. (°C)	Avg. WS @ 2m (m/s)	Gust WS @ 2m (m/s)	Precip. (mm)
Monday, August 05, 2013	10:40	0:10	42	50	46	39	436	6.5	323	13	1.7	5.6	0.0
Monday, August 05, 2013	10:50	0:10	42	50	46	38	603	7.4	324	13	2.4	5.6	0.0
Monday, August 05, 2013	11:00	0:10	40	48	43	34	387	6.0	320	13	1.9	4.4	0.0
Monday, August 05, 2013	11:10	0:10	41	46	43	36	323	6.0	323	14	2.4	5.4	0.0
Monday, August 05, 2013	11:20	0:10	41	57	43	36	170	4.8	311	14	2.0	5.0	0.0
Monday, August 05, 2013	11:30	0:10	42	49	45	36	218	5.3	317	14	2.2	5.4	0.0
Monday, August 05, 2013	11:40	0:10	40	48	44	36	274	5.7	298	14	2.4	6.1	0.0
Monday, August 05, 2013	11:50	0:10	42	52	45	36	270	5.5	301	15	1.7	5.0	0.0
Monday, August 05, 2013	12:00	0:10	45	54	49	37	630	7.4	303	15	2.2	7.2	0.0
Monday, August 05, 2013	12:10	0:10	42	49	45	38	830	8.3	303	15	2.4	6.7	0.0
Monday, August 05, 2013	12:20	0:10	41	48	44	37	833	8.3	308	15	2.4	6.1	0.0
Monday, August 05, 2013	12:30	0:10	44	51	47	39	660	7.6	305	16	2.4	6.3	0.0
Monday, August 05, 2013	12:40	0:10	42	50	45	37	712	7.6	305	16	2.2	6.7	0.0
Monday, August 05, 2013	12:50	0:10	41	48	44	37	1021	8.8	305	16	3.0	6.3	0.0
Monday, August 05, 2013	13:00	0:10	44	51	46	39	617	7.0	301	16	2.4	5.7	0.0
Monday, August 05, 2013	13:10	0:10	44	57	47	39	742	7.7	306	16	2.8	6.3	0.0
Monday, August 05, 2013	13:20	0:10	42	48	45	37	635	7.4	296	16	2.6	6.9	0.0
Monday, August 05, 2013	13:30	0:10	43	52	47	38	853	8.1	303	16	2.2	5.7	0.0
Monday, August 05, 2013	13:40	0:10	44	51	47	39	631	7.3	310	17	1.5	4.6	0.0
Monday, August 05, 2013	13:50	0:10	44	53	47	39	666	7.4	312	17	1.9	5.7	0.0
Monday, August 05, 2013	14:00	0:10	42	49	45	38	-3	8.5	319	17	2.4	6.1	0.0
Monday, August 05, 2013	14:10	0:10	42	53	44	37	-4	7.1	317	17	2.0	5.9	0.0
Monday, August 05, 2013	14:20	0:10	39	50	43	33	-4	7.4	309	17	1.5	5.4	0.0
Monday, August 05, 2013	14:30	0:10	45	55	49	37	-4	6.6	310	17	0.6	3.3	0.0
Monday, August 05, 2013	14:40	0:10	42	50	45	35	-4	9.6	312	17	1.3	5.9	0.0
Monday, August 05, 2013	14:50	0:10	42	51	45	36	-4	8.3	312	17	1.3	4.8	0.0
Monday, August 05, 2013	15:00	0:10	44	55	48	35	296	8.0	319	17	2.0	5.9	0.0
Monday, August 05, 2013	15:10	0:10	45	54	49	37	812	8.0	317	17	2.2	5.7	0.0
Monday, August 05, 2013	15:20	0:10	40	48	44	35	868	8.3	302	17	2.2	5.4	0.0
Monday, August 05, 2013	15:30	0:10	39	43	40	37	690	7.5	300	17	1.9	5.0	0.0
Monday, August 05, 2013	15:40	0:10	38	44	41	36	974	8.6	307	17	2.4	6.1	0.0
Monday, August 05, 2013	15:50	0:10	42	46	44	40	1209	9.4	312	17	3.0	6.7	0.0
Monday, August 05, 2013	16:00	0:10	42	47	45	37	1092	9.1	317	18	2.0	6.3	0.0
Monday, August 05, 2013	16:10	0:10	42	52	45	37	1110	9.0	303	18	2.2	5.4	0.0
Monday, August 05, 2013	16:20	0:10	42	47	44	38	611	7.3	320	18	2.4	6.9	0.0
Monday, August 05, 2013	16:30	0:10	39	46	42	36	1145	9.2	308	17	2.8	6.3	0.0
Monday, August 05, 2013	16:40	0:10	41	48	43	37	635	7.4	318	18	2.0	5.4	0.0
Monday, August 05, 2013	16:50	0:10	43	51	46	39	728	7.7	301	18	2.4	5.0	0.0
Monday, August 05, 2013	17:00	0:10	41	48	44	37	826	8.2	302	17	2.2	5.7	0.0
Monday, August 05, 2013	17:10	0:10	43	53	46	37	636	7.2	318	17	2.2	5.2	0.0
Monday, August 05, 2013	17:20	0:10	42	50	45	36	454	6.7	323	17	2.0	4.6	0.0
Monday, August 05, 2013	17:30	0:10	39	46	41	36	967	8.7	322	17	2.2	5.4	0.0
Monday, August 05, 2013	17:40	0:10	41	51	44	36	535	6.3	326	16	1.1	3.9	0.0
Monday, August 05, 2013	17:50	0:10	35	42	38	33	377	6.3	325	16	0.7	3.0	0.0
Monday, August 05, 2013	18:00	0:10	35	47	37	33	256	5.7	321	16	1.5	5.2	0.0
Monday, August 05, 2013	18:10	0:10	39	46	42	35	424	6.5	325	16	2.0	6.1	0.0
Monday, August 05, 2013	18:20	0:10	38	45	41	35	680	7.6	321	15	1.5	4.6	0.0
Monday, August 05, 2013	18:30	0:10	38	47	40	34	533	7.2	320	15	1.7	3.9	0.0
Monday, August 05, 2013	18:40	0:10	36	43	37	34	666	7.5	321	15	1.9	5.2	0.0
Monday, August 05, 2013	18:50	0:10	37	51	40	34	415	6.5	318	15	1.1	3.5	0.0
Monday, August 05, 2013	19:00	0:10	36	42	39	33	400	6.6	318	14	1.5	3.7	0.0
Monday, August 05, 2013	19:10	0:10	38	55	39	32	268	5.5	320	14	0.7	3.3	0.0
Monday, August 05, 2013	19:20	0:10	36	54	39	33	556	7.4	316	14	0.6	3.0	0.0
Monday, August 05, 2013	19:30	0:10	34	54	37	31	312	5.7	316	14	0.4	2.0	0.0
Monday, August 05, 2013	19:40	0:10	36	54	39	30	43	3.5	319	14	0.4	2.0	0.0
Monday, August 05, 2013	19:50	0:10	39	56	44	31	144	5.1	331	13	0.6	2.8	0.0
Monday, August 05, 2013	20:00	0:10	37	50	42	31	69	4.6	328	13	0.2	2.2	0.0
Monday, August 05, 2013	20:10	0:10	35	51	38	30	79	4.1	323	13	0.0	1.3	0.0
Monday, August 05, 2013	20:20	0:10	31	42	32	29	18	3.1	321	13	0.2	1.9	0.0
Monday, August 05, 2013	20:30	0:10	30	41	31	28	-5	1.9	317	13	0.0	0.0	0.0
Monday, August 05, 2013	20:40	0:10	29	35	30	28	-5	2.5	314	12	0.0	0.0	0.0
Monday, August 05, 2013	20:50	0:10	29	33	29	28	-5	2.9	310	12	0.0	0.0	0.0
Monday, August 05, 2013	21:00	0:10	29	35	30	28	-5	2.9	314	12	0.0	0.0	0.0
Monday, August 05, 2013	21:10	0:10	30	36	31	29	55	4.0	319	12	0.0	1.5	0.0
Monday, August 05, 2013	21:20	0:10	30	40	32	29	93	4.5	317	12	0.0	0.0	0.0
Monday, August 05, 2013	21:30	0:10	29	35	30	28	31	3.5	318	12	0.0	0.0	0.0
Monday, August 05, 2013	21:40	0:10	31	42	33	29	-5	2.9	316	12	0.0	0.0	0.0
Monday, August 05, 2013	21:50	0:10	30	38	31	29	-3	2.8	320	11	0.0	0.0	0.0
Monday, August 05, 2013	22:00	0:10	29	36	30	28	-6	2.8	316	11	0.0	0.0	0.0
Monday, August 05, 2013	22:10	0:10	31	43	33	28	-7	2.7	308	11	0.0	0.0	0.0
Monday, August 05, 2013	22:20	0:10	30	36	31	30	-3	2.6	306	11	0.0	0.0	0.0
Monday, August 05, 2013	22:30	0:10	29	43	30	28	-4	2.8	309	11	0.0	0.0	0.0
Monday, August 05, 2013	22:40	0:10	28	32	29	28	-5	2.2	311	11	0.0	0.0	0.0
Monday, August 05, 2013	22:50	0:10	28	33	28	27	-5	1.5	308	11	0.0	0.0	0.0
Monday, August 05, 2013	23:00	0:10	28	37	29	28	-4	2.0	306	11	0.0	0.0	0.0
Monday, August 05, 2013	23:10	0:10	30	37	31	30	-3	2.8	315	11	0.0	0.0	0.0
Monday, August 05, 2013	23:20	0:10	29	42	30	29	-5	1.7	321	11	0.0	0.0	0.0
Monday, August 05, 2013	23:30	0:10	29	36	30	28	-5	0.9	319	11	0.0	0.0	0.0
Monday, August 05, 2013	23:40	0:10	29	34	30	29	-4	1.3	319	11	0.0	0.0	0.0
Monday, August 05, 2013	23:50	0:10	30	37	31	29	-4	1.8	323	11	0.0	0.0	0.0
Tuesday, August 06, 2013	0:00	0:10	28	33	29	28	-5	1.6	328	11	0.0	0.0	0.0
Tuesday, August 06, 2013	0:10	0:10	28	35	29	27	-4	1.0	330	11	0.0	0.0	0.0
Tuesday, August 06, 2013	0:20	0:10	30	36	30	29	0	0.8	331	11	0.0	0.0	0.0
Tuesday, August 06, 2013	0:30	0:10	28	33	29	28	0	1.4	330	11	0.0	0.0	0.0
Tuesday, August 06, 2013	0:40	0:10	29	32	30	29	-1	1.8	325	11	0.0	0.0	0.0
Tuesday, August 06, 2013	0:50	0:10	30	36	31	29	-1	3.1	329	11	0.0	0.0	0.0
Tuesday, August 06, 2013	1:00	0:10	31	45	33	28	-6	2.2	329	11	0.0	0.0	0.0
Tuesday, August 06, 2013	1:10	0:10	29	37	29	28	-4	2.2	328	12	0.0	0.0	0.0

Table A-3: Location 1 Summer Compliance Evaluation

Date	Time	Duration	Leq	Lmax	L(10)	L(90)	WT N6	WT N6	Onsite Met	Onsite Met	Loc. 6	Loc. 6	Loc. 6
	Start Time	(min)	(dBA)	(dBA)	(dBA)	(dBA)	Output (kW)	HH WS (m/s)	WD @ 75m (degrees)	Temp. (°C)	Avg. WS @ 2m (m/s)	Gust WS @ 2m (m/s)	Precip. (mm)
Tuesday, August 06, 2013	1:20	0:10	29	35	29	28	-5	2.3	327	11	0.0	0.0	0.0
Tuesday, August 06, 2013	1:30	0:10	28	41	28	27	-5	2.3	320	11	0.0	0.0	0.0
Tuesday, August 06, 2013	1:40	0:10	28	40	29	28	-4	2.1	325	11	0.0	0.0	0.0
Tuesday, August 06, 2013	1:50	0:10	29	33	30	28	-5	1.3	327	12	0.0	0.0	0.0
Tuesday, August 06, 2013	2:00	0:10	28	39	29	28	-1	1.4	326	11	0.0	0.0	0.0
Tuesday, August 06, 2013	2:10	0:10	27	31	28	27	0	1.3	326	11	0.0	0.0	0.0
Tuesday, August 06, 2013	2:20	0:10	27	38	27	26	0	1.4	322	11	0.0	0.0	0.0
Tuesday, August 06, 2013	2:30	0:10	28	38	29	27	0	2.0	325	11	0.0	0.0	0.0
Tuesday, August 06, 2013	2:40	0:10	29	41	29	27	0	2.3	324	11	0.0	0.0	0.0
Tuesday, August 06, 2013	2:50	0:10	31	54	31	28	0	2.4	321	11	0.0	0.0	0.0
Tuesday, August 06, 2013	3:00	0:10	29	37	30	27	-1	2.2	325	12	0.0	0.0	0.0
Tuesday, August 06, 2013	3:10	0:10	29	45	29	28	-1	2.1	332	11	0.0	0.0	0.0
Tuesday, August 06, 2013	3:20	0:10	28	30	28	27	0	1.8	333	11	0.0	0.0	0.0
Tuesday, August 06, 2013	3:30	0:10	28	33	29	28	0	2.0	328	12	0.0	0.0	0.0
Tuesday, August 06, 2013	3:40	0:10	29	30	29	28	0	2.0	326	12	0.0	0.0	0.0
Tuesday, August 06, 2013	3:50	0:10	29	39	29	28	-1	2.4	325	11	0.0	0.0	0.0
Tuesday, August 06, 2013	4:00	0:10	29	35	30	28	0	2.1	323	11	0.0	0.0	0.0
Tuesday, August 06, 2013	4:10	0:10	28	31	29	28	0	1.7	329	12	0.0	0.0	0.0
Tuesday, August 06, 2013	4:20	0:10	28	31	28	27	0	2.1	335	11	0.0	0.0	0.0
Tuesday, August 06, 2013	4:30	0:10	29	35	30	28	0	2.1	335	11	0.0	0.0	0.0
Tuesday, August 06, 2013	4:40	0:10	30	36	31	29	0	2.4	332	11	0.0	0.0	0.0
Tuesday, August 06, 2013	4:50	0:10	39	56	43	28	0	1.9	330	11	0.0	0.0	0.0
Tuesday, August 06, 2013	5:00	0:10	41	58	46	29	0	2.4	330	11	0.0	0.0	0.0
Tuesday, August 06, 2013	5:10	0:10	36	55	40	29	0	2.5	334	11	0.0	0.0	0.0
Tuesday, August 06, 2013	5:20	0:10	39	54	44	30	-1	2.2	336	11	0.0	0.0	0.0
Tuesday, August 06, 2013	5:30	0:10	36	54	39	30	-1	2.1	339	11	0.0	0.0	0.0
Tuesday, August 06, 2013	5:40	0:10	34	47	37	30	0	1.9	339	11	0.0	0.0	0.0
Tuesday, August 06, 2013	5:50	0:10	35	53	38	30	-1	2.3	336	11	0.0	0.0	0.0
Tuesday, August 06, 2013	6:00	0:10	34	53	36	30	-3	2.8	335	11	0.0	0.0	0.0
Tuesday, August 06, 2013	6:10	0:10	31	42	32	29	-9	2.7	335	11	0.0	0.0	0.0
Tuesday, August 06, 2013	6:20	0:10	32	42	34	29	-5	2.3	331	11	0.0	0.0	0.0
Tuesday, August 06, 2013	6:30	0:10	32	50	33	30	-5	3.0	328	11	0.0	0.0	0.0
Tuesday, August 06, 2013	6:40	0:10	33	40	35	30	-4	2.7	326	11	0.0	0.0	0.0
Tuesday, August 06, 2013	6:50	0:10	31	41	32	29	-5	2.8	326	12	0.0	0.0	0.0
Tuesday, August 06, 2013	7:00	0:10	33	43	36	30	-5	2.6	326	11	0.0	0.0	0.0
Tuesday, August 06, 2013	7:10	0:10	36	45	39	31	-5	2.2	326	13	0.0	0.0	0.0
Tuesday, August 06, 2013	7:20	0:10	34	46	38	29	-4	2.8	326	14	0.0	0.0	0.0
Tuesday, August 06, 2013	7:30	0:10	35	46	39	30	-4	2.8	326	15	0.0	0.0	0.0
Tuesday, August 06, 2013	7:40	0:10	35	52	39	30	-5	2.7	326	15	0.0	0.0	0.0
Tuesday, August 06, 2013	7:50	0:10	36	52	40	30	-4	2.4	328	16	0.0	0.0	0.0
Tuesday, August 06, 2013	8:00	0:10	39	62	43	29	-2	2.2	328	16	0.0	0.0	0.0
Tuesday, August 06, 2013	8:10	0:10	36	55	41	28	0	2.1	328	16	0.0	0.0	0.0
Tuesday, August 06, 2013	8:20	0:10	37	49	41	29	0	1.8	328	16	0.0	0.0	0.0
Tuesday, August 06, 2013	8:30	0:10	32	45	34	29	0	1.9	328	16	0.0	0.0	0.0
Tuesday, August 06, 2013	8:40	0:10	34	48	39	28	0	2.3	328	17	0.0	0.0	0.0
Tuesday, August 06, 2013	8:50	0:10	33	44	37	28	-5	2.7	328	17	0.0	0.0	0.0
Tuesday, August 06, 2013	9:00	0:10	34	57	35	28	-5	1.9	328	17	0.2	2.0	0.0
Tuesday, August 06, 2013	9:10	0:10	31	42	34	28	-5	1.4	328	17	0.0	0.0	0.0
Tuesday, August 06, 2013	9:20	0:10	29	54	28	27	-4	0.8	318	17	0.0	1.5	0.0
Tuesday, August 06, 2013	9:30	0:10	29	42	30	27	-1	1.0	318	17	0.0	0.0	0.0
Tuesday, August 06, 2013	9:40	0:10	29	35	31	27	0	1.1	318	18	0.0	0.7	0.0
Tuesday, August 06, 2013	9:50	0:10	36	55	34	28	0	1.1	316	18	0.0	0.7	0.0
Tuesday, August 06, 2013	10:00	0:10	36	50	40	28	0	1.1	302	18	0.0	0.7	0.0
Tuesday, August 06, 2013	10:10	0:10	30	46	31	27	0	1.1	307	18	0.0	0.0	0.0
Tuesday, August 06, 2013	10:20	0:10	29	47	31	27	0	1.1	319	17	0.2	1.5	0.0
Tuesday, August 06, 2013	10:30	0:10	32	44	36	27	0	1.1	326	17	0.2	2.6	0.0
Tuesday, August 06, 2013	10:40	0:10	28	38	29	27	0	1.1	7	16	0.0	0.0	0.0
Tuesday, August 06, 2013	10:50	0:10	36	51	34	27	0	1.1	344	17	0.0	0.0	0.0
Tuesday, August 06, 2013	11:00	0:10	32	48	35	27	0	1.1	343	18	0.0	0.0	0.0
Tuesday, August 06, 2013	11:10	0:10	34	47	36	27	0	1.1	340	18	0.0	0.0	0.0
Tuesday, August 06, 2013	11:20	0:10	34	50	36	27	0	1.1	334	17	0.0	0.7	0.0
Tuesday, August 06, 2013	11:30	0:10	30	44	32	26	0	1.1	331	17	0.0	0.0	0.0
Tuesday, August 06, 2013	11:40	0:10	31	45	33	27	0	1.1	15	17	0.2	2.6	0.0
Tuesday, August 06, 2013	11:50	0:10	29	38	31	27	0	1.1	15	17	0.0	0.2	0.0
Tuesday, August 06, 2013	12:00	0:10	27	45	27	26	0	1.1	16	18	0.0	1.7	0.0
Tuesday, August 06, 2013	12:10	0:10	33	49	33	26	0	1.1	277	19	0.0	0.0	0.0
Tuesday, August 06, 2013	12:20	0:10	31	44	35	26	0	1.1	206	20	0.0	0.6	0.0
Tuesday, August 06, 2013	12:30	0:10	30	43	33	27	0	1.1	191	20	0.0	1.5	0.0
Tuesday, August 06, 2013	12:40	0:10	28	38	30	26	0	1.1	213	20	0.0	0.0	0.0
Tuesday, August 06, 2013	12:50	0:10	32	49	36	27	0	1.0	207	20	0.0	1.1	0.0
Tuesday, August 06, 2013	13:00	0:10	29	41	29	27	0	1.0	207	20	0.4	2.8	0.0
Tuesday, August 06, 2013	13:10	0:10	28	34	29	27	0	1.0	209	20	0.0	1.7	0.0
Tuesday, August 06, 2013	13:20	0:10	29	42	31	25	0	1.0	197	21	0.2	2.2	0.0
Tuesday, August 06, 2013	13:30	0:10	28	37	31	26	0	1.0	194	20	0.4	3.5	0.0
Tuesday, August 06, 2013	13:40	0:10	30	39	32	27	0	1.0	169	20	0.2	3.7	0.0
Tuesday, August 06, 2013	13:50	0:10	28	38	31	26	0	1.0	162	20	0.2	3.0	0.0
Tuesday, August 06, 2013	14:00	0:10	29	40	30	26	0	1.0	173	20	0.0	0.4	0.0
Tuesday, August 06, 2013	14:10	0:10	31	45	34	27	0	1.0	175	20	0.2	2.4	0.0
Tuesday, August 06, 2013	14:20	0:10	30	38	33	27	0	1.0	160	20	0.2	1.7	0.0
Tuesday, August 06, 2013	14:30	0:10	32	41	35	28	0	1.0	153	20	0.0	0.4	0.0
Tuesday, August 06, 2013	14:40	0:10	34	49	36	28	0	1.0	154	20	0.2	1.7	0.0
Tuesday, August 06, 2013	14:50	0:10	30	40	34	27	0	1.0	153	20	0.2	1.3	0.0
Tuesday, August 06, 2013	15:00	0:10	32	39	35	29	0	1.0	157	21	0.0	0.9	0.0
Tuesday, August 06, 2013	15:10	0:10	30	38	32	28	0	1.0	156	21	0.0	1.3	0.0
Tuesday, August 06, 2013	15:20	0:10	36	49	39	30	0	1.0	162	21	0.0	0.9	0.0
Tuesday, August 06, 2013	15:30	0:10	33	39	36	27	0	1.0	155	21	0.0	2.0	0.0
Tuesday, August 06, 2013	15:40	0:10	31	44	34	28	0	1.0	151	20	0.0	0.0	0.0
Tuesday, August 06, 2013	15:50	0:10	32	46	35	27	0	1.0	160	21	0.0	1.3	0.0

Table A-3: Location 1 Summer Compliance Evaluation

Date	Time	Duration	Leq	Lmax	L(10)	L(90)	WT N6	WT N6	Onsite Met	Onsite Met	Loc. 6	Loc. 6	Loc. 6
	Start Time	(min)	(dBA)	(dBA)	(dBA)	(dBA)	Output (kW)	HH WS (m/s)	WD @ 75m (degrees)	Temp. (°C)	Avg. WS @ 2m (m/s)	Gust WS @ 2m (m/s)	Precip. (mm)
Tuesday, August 06, 2013	16:00	0:10	29	37	31	28	-0	1.0	158	20	0.0	0.0	0.0
Tuesday, August 06, 2013	16:10	0:10	30	39	33	27	-2	2.3	158	20	0.0	0.2	0.0
Tuesday, August 06, 2013	16:20	0:10	29	39	31	27	-2	3.7	156	20	0.0	0.0	0.0
Tuesday, August 06, 2013	16:30	0:10	29	36	32	26	-1	3.0	156	19	0.0	0.0	0.0
Tuesday, August 06, 2013	16:40	0:10	28	42	29	26	-1	2.8	161	19	0.0	0.0	0.0
Tuesday, August 06, 2013	16:50	0:10	27	33	28	26	-1	1.9	162	20	0.0	0.6	0.0
Tuesday, August 06, 2013	17:00	0:10	30	40	32	27	0	2.7	159	20	0.0	0.0	0.0
Tuesday, August 06, 2013	17:10	0:10	29	42	32	27	0	1.9	148	20	0.0	0.0	0.0
Tuesday, August 06, 2013	17:20	0:10	31	40	34	27	-1	2.3	148	20	0.0	0.0	0.0
Tuesday, August 06, 2013	17:30	0:10	31	43	34	26	-1	1.5	159	19	0.0	0.0	0.0
Tuesday, August 06, 2013	17:40	0:10	28	37	28	27	0	2.0	159	19	0.0	0.0	0.0
Tuesday, August 06, 2013	17:50	0:10	29	40	31	27	0	2.3	156	19	0.0	0.7	0.0
Tuesday, August 06, 2013	18:00	0:10	29	36	31	27	0	2.5	159	19	0.0	0.4	0.0
Tuesday, August 06, 2013	18:10	0:10	31	43	33	27	0	2.1	157	19	0.0	0.0	0.0
Tuesday, August 06, 2013	18:20	0:10	28	34	30	27	-1	2.3	164	18	0.0	0.0	0.0
Tuesday, August 06, 2013	18:30	0:10	29	42	30	27	-1	3.2	159	18	0.0	0.0	0.0
Tuesday, August 06, 2013	18:40	0:10	29	40	31	28	-1	4.3	160	18	0.0	0.0	0.0
Tuesday, August 06, 2013	18:50	0:10	30	43	31	27	0	4.6	158	19	0.0	0.0	0.0
Tuesday, August 06, 2013	19:00	0:10	29	37	31	28	0	4.6	158	18	0.0	0.0	0.0
Tuesday, August 06, 2013	19:10	0:10	28	38	29	27	0	4.7	157	18	0.0	0.0	0.0
Tuesday, August 06, 2013	19:20	0:10	30	39	32	28	0	4.7	156	18	0.0	0.0	0.0
Tuesday, August 06, 2013	19:30	0:10	29	39	30	28	0	5.1	159	17	0.0	0.0	0.0
Tuesday, August 06, 2013	19:40	0:10	30	42	31	28	0	5.2	159	17	0.0	0.0	0.0
Tuesday, August 06, 2013	19:50	0:10	32	46	34	28	0	5.1	158	17	0.0	0.0	0.0
Tuesday, August 06, 2013	20:00	0:10	35	49	39	28	0	5.1	158	16	0.0	0.0	0.0
Tuesday, August 06, 2013	20:10	0:10	33	49	35	28	0	5.5	160	16	0.0	0.0	0.0
Tuesday, August 06, 2013	20:20	0:10	34	50	38	28	-1	5.1	163	16	0.0	0.0	0.0
Tuesday, August 06, 2013	20:30	0:10	28	37	30	28	0	5.7	166	16	0.0	0.0	0.0
Tuesday, August 06, 2013	20:40	0:10	30	38	32	28	0	5.3	164	16	0.0	0.0	0.0
Tuesday, August 06, 2013	20:50	0:10	29	38	29	28	0	5.8	163	16	0.0	0.0	0.0
Tuesday, August 06, 2013	21:00	0:10	29	38	29	28	0	5.8	159	16	0.0	0.0	0.0
Tuesday, August 06, 2013	21:10	0:10	28	34	29	28	0	4.7	156	16	0.0	0.0	0.0
Tuesday, August 06, 2013	21:20	0:10	28	37	29	28	-1	4.4	162	16	0.0	0.0	0.0
Tuesday, August 06, 2013	21:30	0:10	30	48	33	28	-1	4.1	162	15	0.0	0.0	0.0
Tuesday, August 06, 2013	21:40	0:10	29	32	29	28	-1	5.7	162	15	0.0	0.0	0.0
Tuesday, August 06, 2013	21:50	0:10	29	38	31	28	-1	6.0	161	15	0.0	0.0	0.0
Tuesday, August 06, 2013	22:00	0:10	28	39	29	28	-1	6.4	161	15	0.0	0.0	0.0
Tuesday, August 06, 2013	22:10	0:10	28	36	28	28	0	5.7	159	15	0.0	0.0	0.0
Tuesday, August 06, 2013	22:20	0:10	29	45	29	28	0	4.5	164	15	0.0	0.0	0.0
Tuesday, August 06, 2013	22:30	0:10	28	34	29	28	-1	3.0	167	15	0.0	0.0	0.0
Tuesday, August 06, 2013	22:40	0:10	28	34	29	28	-1	1.2	167	14	0.0	0.0	0.0
Tuesday, August 06, 2013	22:50	0:10	27	33	28	27	0	1.0	163	14	0.0	0.0	0.0
Tuesday, August 06, 2013	23:00	0:10	28	39	28	27	0	1.1	166	14	0.0	0.0	0.0
Tuesday, August 06, 2013	23:10	0:10	28	35	28	27	0	1.0	166	14	0.0	0.0	0.0
Tuesday, August 06, 2013	23:20	0:10	28	37	28	27	0	1.1	166	14	0.0	0.0	0.0
Tuesday, August 06, 2013	23:30	0:10	28	41	29	27	0	0.9	167	14	0.0	0.0	0.0
Tuesday, August 06, 2013	23:40	0:10	27	45	28	27	0	1.0	171	14	0.0	0.0	0.0
Tuesday, August 06, 2013	23:50	0:10	28	40	30	27	0	1.1	171	14	0.0	0.0	0.0
Wednesday, August 07, 2013	0:00	0:10	27	34	28	27	0	1.1	168	14	0.0	0.0	0.0
Wednesday, August 07, 2013	0:10	0:10	27	39	27	26	0	2.1	171	14	0.0	0.0	0.0
Wednesday, August 07, 2013	0:20	0:10	28	35	28	27	0	2.1	172	14	0.0	0.0	0.0
Wednesday, August 07, 2013	0:30	0:10	27	32	28	27	0	1.5	174	14	0.0	0.0	0.0
Wednesday, August 07, 2013	0:40	0:10	28	35	30	27	0	1.2	182	14	0.0	0.0	0.0
Wednesday, August 07, 2013	0:50	0:10	27	47	28	25	0	1.2	187	14	0.0	0.0	0.0
Wednesday, August 07, 2013	1:00	0:10	27	36	28	26	-1	2.9	189	14	0.0	0.0	0.0
Wednesday, August 07, 2013	1:10	0:10	27	33	28	27	-1	2.5	193	14	0.0	0.0	0.0
Wednesday, August 07, 2013	1:20	0:10	28	37	29	27	0	2.9	199	14	0.0	0.0	0.0
Wednesday, August 07, 2013	1:30	0:10	27	36	27	26	-1	2.4	205	13	0.0	0.0	0.0
Wednesday, August 07, 2013	1:40	0:10	27	37	27	26	-1	2.7	210	12	0.0	0.0	0.0
Wednesday, August 07, 2013	1:50	0:10	27	36	27	26	4	3.2	216	12	0.0	0.0	0.0
Wednesday, August 07, 2013	2:00	0:10	27	33	27	26	-5	3.7	220	13	0.0	0.0	0.0
Wednesday, August 07, 2013	2:10	0:10	26	34	27	26	-4	3.6	228	12	0.0	0.0	0.0
Wednesday, August 07, 2013	2:20	0:10	27	40	27	26	-4	3.7	238	12	0.0	0.0	0.0
Wednesday, August 07, 2013	2:30	0:10	26	34	26	25	-4	3.8	246	12	0.0	0.0	0.0
Wednesday, August 07, 2013	2:40	0:10	30	44	31	26	-4	3.6	239	12	0.0	0.0	0.0
Wednesday, August 07, 2013	2:50	0:10	26	44	27	26	-4	3.8	230	12	0.0	0.0	0.0
Wednesday, August 07, 2013	3:00	0:10	27	37	28	27	6	3.5	230	12	0.0	0.0	0.0
Wednesday, August 07, 2013	3:10	0:10	27	38	27	26	-7	2.8	234	12	0.0	0.0	0.0
Wednesday, August 07, 2013	3:20	0:10	27	33	28	26	-9	3.0	223	12	0.0	0.0	0.0
Wednesday, August 07, 2013	3:30	0:10	27	42	28	27	-3	3.1	221	12	0.0	0.0	0.0
Wednesday, August 07, 2013	3:40	0:10	27	42	28	27	-1	3.4	225	12	0.0	0.0	0.0
Wednesday, August 07, 2013	3:50	0:10	28	36	29	27	-3	3.2	226	12	0.0	0.0	0.0
Wednesday, August 07, 2013	4:00	0:10	27	34	27	26	-5	2.6	232	12	0.0	0.0	0.0
Wednesday, August 07, 2013	4:10	0:10	26	35	27	26	-5	2.5	238	12	0.0	0.0	0.0
Wednesday, August 07, 2013	4:20	0:10	27	45	28	27	-6	2.9	229	12	0.0	0.0	0.0
Wednesday, August 07, 2013	4:30	0:10	28	39	29	27	-3	3.2	225	12	0.0	0.0	0.0
Wednesday, August 07, 2013	4:40	0:10	28	37	29	26	19	3.7	227	12	0.0	0.0	0.0
Wednesday, August 07, 2013	4:50	0:10	31	48	33	27	34	4.0	223	12	0.0	0.0	0.0
Wednesday, August 07, 2013	5:00	0:10	35	52	40	28	49	4.1	219	12	0.0	0.0	0.0
Wednesday, August 07, 2013	5:10	0:10	35	51	39	28	48	4.1	218	12	0.0	0.0	0.0
Wednesday, August 07, 2013	5:20	0:10	34	52	37	28	45	3.9	215	12	0.0	0.0	0.0
Wednesday, August 07, 2013	5:30	0:10	34	49	38	29	18	3.5	215	12	0.0	0.0	0.0
Wednesday, August 07, 2013	5:40	0:10	32	48	33	28	-2	3.4	215	13	0.0	0.0	0.0
Wednesday, August 07, 2013	5:50	0:10	32	44	35	29	25	3.8	213	13	0.0	0.0	0.0
Wednesday, August 07, 2013	6:00	0:10	32	43	34	29	30	3.7	209	13	0.0	0.0	0.0
Wednesday, August 07, 2013	6:10	0:10	31	49	32	28	54	4.1	212	13	0.0	0.0	0.0
Wednesday, August 07, 2013	6:20	0:10	32	49	35	28	50	4.0	210	14	0.0	0.0	0.0
Wednesday, August 07, 2013	6:30	0:10	36	52	40	29	43	3.8	201	14	0.0	0.0	0.0

Table A-3: Location 1 Summer Compliance Evaluation

Date	Time	Duration	Leq	Lmax	L(10)	L(90)	WT N6	WT N6	Onsite Met	Onsite Met	Loc. 6	Loc. 6	Loc. 6
	Start Time	(min)	(dBA)	(dBA)	(dBA)	(dBA)	Output (kW)	HH WS (m/s)	WD @ 75m (degrees)	Temp. (°C)	Avg. WS @ 2m (m/s)	Gust WS @ 2m (m/s)	Precip. (mm)
Wednesday, August 07, 2013	6:40	0:10	32	41	35	29	51	3.9	203	15	0.0	0.0	0.0
Wednesday, August 07, 2013	6:50	0:10	31	47	33	28	33	3.6	182	15	0.0	0.0	0.0
Wednesday, August 07, 2013	7:00	0:10	34	49	37	28	74	4.4	178	15	0.0	0.0	0.0
Wednesday, August 07, 2013	7:10	0:10	33	47	36	28	63	4.2	181	15	0.0	0.0	0.0
Wednesday, August 07, 2013	7:20	0:10	28	32	28	28	59	4.2	172	15	0.0	0.0	0.0
Wednesday, August 07, 2013	7:30	0:10	30	41	32	27	49	4.1	167	15	0.0	0.0	0.0
Wednesday, August 07, 2013	7:40	0:10	30	38	32	27	32	3.9	167	15	0.0	0.0	0.0
Wednesday, August 07, 2013	7:50	0:10	33	48	36	28	11	3.5	171	15	0.0	0.0	0.0
Wednesday, August 07, 2013	8:00	0:10	35	48	40	27	5	3.4	168	15	0.0	0.0	0.0
Wednesday, August 07, 2013	8:10	0:10	34	51	39	27	-11	2.8	164	16	0.0	0.0	0.0
Wednesday, August 07, 2013	8:20	0:10	31	49	33	27	-5	2.8	156	15	0.0	0.0	0.0
Wednesday, August 07, 2013	8:30	0:10	32	49	32	27	-7	2.2	156	15	0.0	0.0	0.0
Wednesday, August 07, 2013	8:40	0:10	27	44	27	26	-5	1.6	154	15	0.0	0.0	0.0
Wednesday, August 07, 2013	8:50	0:10	29	36	32	26	-4	1.3	151	15	0.0	0.0	0.0
Wednesday, August 07, 2013	9:00	0:10	27	37	28	26	-5	1.1	149	15	0.0	0.0	0.0
Wednesday, August 07, 2013	9:10	0:10	27	33	29	26	-4	0.8	150	15	0.0	0.0	0.0
Wednesday, August 07, 2013	9:20	0:10	33	52	33	26	-5	0.5	150	15	0.0	0.0	0.0
Wednesday, August 07, 2013	9:30	0:10	32	48	36	26	-3	0.5	149	15	0.0	0.0	0.0
Wednesday, August 07, 2013	9:40	0:10	30	49	31	26	-1	1.4	153	16	0.0	0.0	0.0
Wednesday, August 07, 2013	9:50	0:10	28	47	29	26	-1	2.3	158	16	0.0	0.0	0.0
Wednesday, August 07, 2013	10:00	0:10	29	37	32	27	-6	2.7	167	17	0.0	0.0	0.0
Wednesday, August 07, 2013	10:10	0:10	29	41	32	27	-3	3.1	159	17	0.0	0.0	0.0
Wednesday, August 07, 2013	10:20	0:10	28	38	28	27	7	3.1	159	17	0.0	0.2	0.0
Wednesday, August 07, 2013	10:30	0:10	30	43	32	27	31	3.5	157	17	0.0	1.3	0.0
Wednesday, August 07, 2013	10:40	0:10	31	40	33	27	45	3.8	145	18	0.0	0.0	0.0
Wednesday, August 07, 2013	10:50	0:10	28	35	30	26	-5	3.9	143	17	0.0	0.0	0.0
Wednesday, August 07, 2013	11:00	0:10	32	44	35	27	-5	3.9	147	17	0.0	0.2	0.0
Wednesday, August 07, 2013	11:10	0:10	34	49	37	27	-5	3.9	144	18	0.0	0.0	0.0
Wednesday, August 07, 2013	11:20	0:10	29	37	31	27	-5	4.0	146	18	0.0	0.9	0.0
Wednesday, August 07, 2013	11:30	0:10	31	41	35	27	-5	4.0	152	18	0.0	1.1	0.0
Wednesday, August 07, 2013	11:40	0:10	33	52	36	28	-5	4.0	151	18	0.2	2.6	0.0
Wednesday, August 07, 2013	11:50	0:10	33	43	35	29	-4	4.0	151	19	0.0	1.9	0.0
Wednesday, August 07, 2013	12:00	0:10	44	61	46	29	-4	4.0	154	19	0.0	0.4	0.0
Wednesday, August 07, 2013	12:10	0:10	35	52	37	28	-4	4.0	151	20	0.2	2.4	0.0
Wednesday, August 07, 2013	12:20	0:10	31	46	34	29	-4	4.1	158	19	0.2	2.6	0.0
Wednesday, August 07, 2013	12:30	0:10	36	50	40	29	-4	4.1	158	20	0.2	2.2	0.0
Wednesday, August 07, 2013	12:40	0:10	35	41	38	30	-3	3.8	156	20	0.0	1.5	0.0
Wednesday, August 07, 2013	12:50	0:10	36	46	39	31	-3	3.4	156	20	0.4	2.0	0.0
Wednesday, August 07, 2013	13:00	0:10	39	53	42	32	-1	3.6	159	20	0.0	1.5	0.0
Wednesday, August 07, 2013	13:10	0:10	34	42	37	30	-1	4.4	160	20	0.0	2.2	0.0
Wednesday, August 07, 2013	13:20	0:10	35	44	39	29	-1	3.4	158	20	0.0	1.5	0.0
Wednesday, August 07, 2013	13:30	0:10	39	52	40	30	-3	3.2	154	20	0.4	2.8	0.0
Wednesday, August 07, 2013	13:40	0:10	38	45	41	33	-1	3.3	159	20	0.2	2.6	0.0
Wednesday, August 07, 2013	13:50	0:10	35	44	39	31	-1	5.1	157	20	0.2	2.0	0.0
Wednesday, August 07, 2013	14:00	0:10	39	48	43	33	-1	4.4	160	20	0.4	2.6	0.0
Wednesday, August 07, 2013	14:10	0:10	35	45	40	30	-1	5.4	156	21	0.2	3.2	0.0
Wednesday, August 07, 2013	14:20	0:10	39	51	41	33	-1	3.5	155	21	0.4	2.2	0.0
Wednesday, August 07, 2013	14:30	0:10	33	42	35	30	-2	4.9	155	21	0.0	0.9	0.0
Wednesday, August 07, 2013	14:40	0:10	33	42	35	30	-2	5.1	150	21	0.4	3.5	0.0
Wednesday, August 07, 2013	14:50	0:10	35	47	40	29	-1	4.0	154	21	0.0	2.0	0.0
Wednesday, August 07, 2013	15:00	0:10	34	43	37	30	-1	2.9	155	21	0.4	3.7	0.0
Wednesday, August 07, 2013	15:10	0:10	34	42	37	30	0	4.3	153	21	0.2	1.5	0.0
Wednesday, August 07, 2013	15:20	0:10	32	43	35	29	-1	3.6	147	21	0.2	1.9	0.0
Wednesday, August 07, 2013	15:30	0:10	35	45	38	29	-1	4.6	151	21	0.2	1.9	0.0
Wednesday, August 07, 2013	15:40	0:10	33	39	36	31	-1	2.7	156	21	0.2	1.7	0.0
Wednesday, August 07, 2013	15:50	0:10	38	46	41	31	0	2.8	154	20	0.0	1.5	0.0
Wednesday, August 07, 2013	16:00	0:10	33	40	37	29	-1	2.9	154	21	0.2	1.5	0.0
Wednesday, August 07, 2013	16:10	0:10	32	50	36	28	-1	4.5	153	21	0.2	1.7	0.0
Wednesday, August 07, 2013	16:20	0:10	34	47	37	29	-1	3.7	156	21	0.0	1.3	0.0
Wednesday, August 07, 2013	16:30	0:10	33	41	35	30	-1	3.1	155	21	0.0	1.5	0.0
Wednesday, August 07, 2013	16:40	0:10	33	44	35	30	-1	2.9	151	21	0.0	2.2	0.0
Wednesday, August 07, 2013	16:50	0:10	32	39	34	30	-1	3.0	157	21	0.2	2.0	0.0
Wednesday, August 07, 2013	17:00	0:10	35	44	38	30	-1	2.8	152	21	0.0	1.5	0.0
Wednesday, August 07, 2013	17:10	0:10	35	48	38	30	-1	2.5	157	20	0.0	1.9	0.0
Wednesday, August 07, 2013	17:20	0:10	34	44	37	31	0	2.8	156	20	0.0	0.0	0.0
Wednesday, August 07, 2013	17:30	0:10	32	42	34	29	-1	3.4	155	20	0.0	0.0	0.0
Wednesday, August 07, 2013	17:40	0:10	32	40	34	29	-1	3.7	153	20	0.0	0.0	0.0
Wednesday, August 07, 2013	17:50	0:10	35	53	36	30	0	2.1	155	20	0.0	0.0	0.0
Wednesday, August 07, 2013	18:00	0:10	32	37	34	30	0	2.0	150	19	0.0	0.0	0.0
Wednesday, August 07, 2013	18:10	0:10	33	43	35	29	0	2.1	152	19	0.0	0.0	0.0
Wednesday, August 07, 2013	18:20	0:10	30	43	33	28	-1	2.7	154	19	0.0	0.0	0.0
Wednesday, August 07, 2013	18:30	0:10	34	48	34	28	-1	2.6	157	19	0.0	0.0	0.0
Wednesday, August 07, 2013	18:40	0:10	33	43	36	29	0	2.6	157	19	0.0	0.0	0.0
Wednesday, August 07, 2013	18:50	0:10	31	40	36	28	0	2.1	154	19	0.0	0.0	0.0
Wednesday, August 07, 2013	19:00	0:10	29	34	30	27	-1	2.8	150	19	0.0	0.0	0.0
Wednesday, August 07, 2013	19:10	0:10	34	49	37	28	-1	3.5	152	18	0.0	0.0	0.0
Wednesday, August 07, 2013	19:20	0:10	32	46	33	28	-1	2.7	157	18	0.0	0.0	0.0
Wednesday, August 07, 2013	19:30	0:10	30	37	32	28	0	3.5	162	18	0.0	0.0	0.0
Wednesday, August 07, 2013	19:40	0:10	32	41	35	29	0	3.7	160	18	0.0	0.0	0.0
Wednesday, August 07, 2013	19:50	0:10	30	41	30	29	-1	2.8	160	17	0.0	0.0	0.0
Wednesday, August 07, 2013	20:00	0:10	29	40	30	28	-1	3.3	157	17	0.0	0.0	0.0
Wednesday, August 07, 2013	20:10	0:10	30	42	33	28	-1	3.4	154	17	0.0	0.0	0.0
Wednesday, August 07, 2013	20:20	0:10	31	42	33	29	-1	2.9	150	17	0.0	0.0	0.0
Wednesday, August 07, 2013	20:30	0:10	30	43	32	28	-1	4.5	141	16	0.0	0.0	0.0
Wednesday, August 07, 2013	20:40	0:10	29	42	30	27	0	4.0	143	16	0.0	0.0	0.0
Wednesday, August 07, 2013	20:50	0:10	30	39	31	28	0	4.3	148	16	0.0	0.0	0.0
Wednesday, August 07, 2013	21:00	0:10	30	39	31	28	0	2.9	151	16	0.0	0.0	0.0
Wednesday, August 07, 2013	21:10	0:10	30	37	31	28	-1	4.1	150	16	0.0	0.0	0.0

Table A-3: Location 1 Summer Compliance Evaluation

Date	Time	Duration	Leq	Lmax	L(10)	L(90)	WT N6	WT N6	Onsite Met	Onsite Met	Loc. 6	Loc. 6	Loc. 6
	Start Time	(min)	(dBA)	(dBA)	(dBA)	(dBA)	Output (kW)	HH WS (m/s)	WD @ 75m (degrees)	Temp. (°C)	Avg. WS @ 2m (m/s)	Gust WS @ 2m (m/s)	Precip. (mm)
Wednesday, August 07, 2013	21:20	0:10	31	39	33	29	-1	3.9	154	16	0.0	0.0	0.0
Wednesday, August 07, 2013	21:30	0:10	32	41	33	30	-1	4.7	159	16	0.0	0.0	0.0
Wednesday, August 07, 2013	21:40	0:10	32	43	35	30	-1	4.9	160	16	0.0	0.0	0.0
Wednesday, August 07, 2013	21:50	0:10	32	41	34	30	-1	4.3	160	16	0.0	0.0	0.0
Wednesday, August 07, 2013	22:00	0:10	31	43	32	30	-1	3.7	158	16	0.0	0.0	0.0
Wednesday, August 07, 2013	22:10	0:10	31	43	32	29	0	4.2	155	15	0.0	0.0	0.0
Wednesday, August 07, 2013	22:20	0:10	30	42	32	28	0	4.8	156	15	0.0	0.0	0.0
Wednesday, August 07, 2013	22:30	0:10	29	40	30	28	-1	5.1	160	15	0.0	0.0	0.0
Wednesday, August 07, 2013	22:40	0:10	30	37	32	29	0	4.7	157	15	0.0	0.0	0.0
Wednesday, August 07, 2013	22:50	0:10	30	36	31	29	0	5.4	154	15	0.0	0.0	0.0
Wednesday, August 07, 2013	23:00	0:10	31	40	32	29	0	4.9	154	15	0.0	0.0	0.0
Wednesday, August 07, 2013	23:10	0:10	29	47	30	28	-1	4.3	156	15	0.0	0.0	0.0
Wednesday, August 07, 2013	23:20	0:10	30	39	31	28	-1	4.2	161	15	0.0	0.0	0.0
Wednesday, August 07, 2013	23:30	0:10	29	36	30	28	-1	4.4	163	15	0.0	0.0	0.0
Wednesday, August 07, 2013	23:40	0:10	62	69	67	29	-1	3.6	161	15	0.0	0.0	0.0
Wednesday, August 07, 2013	23:50	0:10	59	66	63	52	-1	3.7	166	14	0.0	0.0	0.0
Thursday, August 08, 2013	0:00	0:10	60	64	63	50	-1	4.5	163	14	0.0	0.0	0.0
Thursday, August 08, 2013	0:10	0:10	54	63	58	49	0	5.0	160	14	0.0	0.0	0.0
Thursday, August 08, 2013	0:20	0:10	47	56	49	45	0	4.5	160	14	0.0	0.0	0.0
Thursday, August 08, 2013	0:30	0:10	45	57	47	43	0	4.6	164	14	0.0	0.0	0.0
Thursday, August 08, 2013	0:40	0:10	45	60	48	42	0	4.8	161	14	0.0	0.0	0.0
Thursday, August 08, 2013	0:50	0:10	42	54	44	39	-1	5.8	162	14	0.0	0.0	0.0
Thursday, August 08, 2013	1:00	0:10	40	53	42	38	0	5.9	162	14	0.0	0.0	0.0
Thursday, August 08, 2013	1:10	0:10	39	53	41	37	0	5.3	163	14	0.0	0.0	0.0
Thursday, August 08, 2013	1:20	0:10	39	53	41	36	-1	5.8	163	14	0.0	0.0	0.0
Thursday, August 08, 2013	1:30	0:10	38	54	40	36	0	7.2	161	14	0.0	0.0	0.0
Thursday, August 08, 2013	1:40	0:10	38	54	40	35	0	6.9	153	13	0.0	0.0	0.0
Thursday, August 08, 2013	1:50	0:10	41	57	43	36	-1	6.0	152	13	0.0	0.0	0.0
Thursday, August 08, 2013	2:00	0:10	37	55	39	33	0	4.8	155	13	0.0	0.0	0.0
Thursday, August 08, 2013	2:10	0:10	36	56	38	32	-1	5.7	160	13	0.0	0.0	0.0
Thursday, August 08, 2013	2:20	0:10	35	50	37	32	0	6.8	158	13	0.0	0.0	0.0
Thursday, August 08, 2013	2:30	0:10	37	53	40	33	-1	8.1	157	13	0.0	0.0	0.0
Thursday, August 08, 2013	2:40	0:10	39	54	43	33	0	8.6	154	13	0.0	0.0	0.0
Thursday, August 08, 2013	2:50	0:10	36	54	39	32	-1	8.0	153	13	0.0	0.0	0.0
Thursday, August 08, 2013	3:00	0:10	34	53	36	31	0	6.2	150	13	0.0	0.0	0.0
Thursday, August 08, 2013	3:10	0:10	35	60	37	31	0	6.3	150	13	0.0	0.0	0.0
Thursday, August 08, 2013	3:20	0:10	33	49	35	31	-1	5.0	149	13	0.0	0.0	0.0
Thursday, August 08, 2013	3:30	0:10	32	48	34	30	-2	3.7	151	13	0.0	0.0	0.0
Thursday, August 08, 2013	3:40	0:10	32	49	34	29	-1	3.9	153	13	0.0	0.0	0.0
Thursday, August 08, 2013	3:50	0:10	32	47	34	29	-1	3.3	153	13	0.0	0.0	0.0
Thursday, August 08, 2013	4:00	0:10	32	51	34	29	-1	3.3	160	13	0.0	0.0	0.0
Thursday, August 08, 2013	4:10	0:10	31	50	33	28	-4	3.1	157	13	0.0	0.0	0.0
Thursday, August 08, 2013	4:20	0:10	32	51	34	28	1	3.4	155	13	0.0	0.0	0.0
Thursday, August 08, 2013	4:30	0:10	32	53	34	28	-6	4.7	154	13	0.0	0.0	0.0
Thursday, August 08, 2013	4:40	0:10	32	46	34	28	-5	4.3	155	14	0.0	0.0	0.0
Thursday, August 08, 2013	4:50	0:10	32	56	34	28	-5	4.8	158	14	0.0	0.0	0.0
Thursday, August 08, 2013	5:00	0:10	33	54	34	27	-5	5.1	162	14	0.0	0.0	0.0
Thursday, August 08, 2013	5:10	0:10	37	55	42	27	-5	4.0	166	14	0.0	0.0	0.0
Thursday, August 08, 2013	5:20	0:10	36	54	39	28	-3	4.3	162	14	0.0	0.0	0.0
Thursday, August 08, 2013	5:30	0:10	35	49	39	28	46	4.2	165	14	0.0	0.0	0.0
Thursday, August 08, 2013	5:40	0:10	37	52	42	28	11	3.2	174	14	0.0	0.0	0.0
Thursday, August 08, 2013	5:50	0:10	36	50	41	28	49	3.8	170	14	0.0	0.0	0.0
Thursday, August 08, 2013	6:00	0:10	32	49	34	27	96	4.4	172	14	0.0	0.0	0.0
Thursday, August 08, 2013	6:10	0:10	31	48	33	27	73	4.2	174	14	0.0	0.0	0.0
Thursday, August 08, 2013	6:20	0:10	31	45	34	27	122	4.7	166	14	0.0	0.0	0.0
Thursday, August 08, 2013	6:30	0:10	33	52	36	27	136	4.7	168	14	0.0	0.0	0.0
Thursday, August 08, 2013	6:40	0:10	36	57	35	26	125	4.8	168	14	0.0	0.0	0.0
Thursday, August 08, 2013	6:50	0:10	32	51	35	26	156	5.0	168	14	0.0	0.0	0.0
Thursday, August 08, 2013	7:00	0:10	29	49	31	26	108	4.5	170	14	0.0	0.0	0.0
Thursday, August 08, 2013	7:10	0:10	33	55	34	26	104	4.5	171	14	0.0	0.0	0.0
Thursday, August 08, 2013	7:20	0:10	30	43	33	26	127	4.7	165	14	0.0	0.0	0.0
Thursday, August 08, 2013	7:30	0:10	30	47	33	27	124	4.8	165	14	0.0	0.0	0.0
Thursday, August 08, 2013	7:40	0:10	29	49	32	26	85	4.4	168	14	0.0	0.0	0.0
Thursday, August 08, 2013	7:50	0:10	29	50	32	26	75	4.3	171	14	0.0	0.0	0.0
Thursday, August 08, 2013	8:00	0:10	29	47	31	27	104	4.6	178	15	0.0	0.0	0.0
Thursday, August 08, 2013	8:10	0:10	30	52	33	26	34	3.6	187	15	0.0	0.0	0.0
Thursday, August 08, 2013	8:20	0:10	30	50	32	26	29	3.8	185	15	0.0	0.0	0.0
Thursday, August 08, 2013	8:30	0:10	30	47	33	26	80	4.5	180	15	0.0	0.0	0.0
Thursday, August 08, 2013	8:40	0:10	32	47	35	27	123	4.9	182	15	0.0	0.0	0.0
Thursday, August 08, 2013	8:50	0:10	36	56	37	26	83	4.4	187	16	0.0	0.0	0.0
Thursday, August 08, 2013	9:00	0:10	32	51	35	25	40	3.8	202	15	0.0	0.0	0.0
Thursday, August 08, 2013	9:10	0:10	29	47	32	25	-4	2.8	194	15	0.0	0.0	0.0
Thursday, August 08, 2013	9:20	0:10	30	53	33	26	30	3.8	191	16	0.0	0.0	0.0
Thursday, August 08, 2013	9:30	0:10	32	54	33	26	-3	3.1	192	16	0.0	0.0	0.0
Thursday, August 08, 2013	9:40	0:10	33	56	33	25	53	4.1	197	16	0.0	0.0	0.0
Thursday, August 08, 2013	9:50	0:10	27	44	30	25	63	4.2	193	16	0.0	0.0	0.0
Thursday, August 08, 2013	10:00	0:10	29	51	31	25	68	4.4	187	16	0.0	0.0	0.0
Thursday, August 08, 2013	10:10	0:10	34	52	37	25	48	4.0	194	16	0.0	0.0	0.0
Thursday, August 08, 2013	10:20	0:10	27	42	29	25	-2	2.6	196	17	0.0	0.0	0.0
Thursday, August 08, 2013	10:30	0:10	27	50	27	25	1	2.8	194	17	0.0	0.0	0.0
Thursday, August 08, 2013	10:40	0:10	27	41	30	25	30	3.7	198	17	0.0	0.0	0.0
Thursday, August 08, 2013	10:50	0:10	29	42	32	25	9	3.2	198	18	0.0	0.0	0.0
Thursday, August 08, 2013	11:00	0:10	29	51	32	26	14	3.4	197	18	0.0	0.0	0.0
Thursday, August 08, 2013	11:10	0:10	29	49	31	26	25	3.4	200	19	0.0	0.0	0.0
Thursday, August 08, 2013	11:20	0:10	31	44	34	26	-6	2.2	211	19	0.0	0.0	0.0
Thursday, August 08, 2013	11:30	0:10	27	40	29	25	-4	1.8	211	19	0.0	0.0	0.0
Thursday, August 08, 2013	11:40	0:10	29	44	30	26	-5	1.1	210	19	0.0	0.0	0.0
Thursday, August 08, 2013	11:50	0:10	27	34	28	26	-5	2.0	212	19	0.0	0.0	0.0

Table A-3: Location 1 Summer Compliance Evaluation

Date	Time	Duration	Leq	Lmax	L(10)	L(90)	WT N6	WT N6	Onsite Met	Onsite Met	Loc. 6	Loc. 6	Loc. 6
	Start Time	(min)	(dBA)	(dBA)	(dBA)	(dBA)	Output (kW)	HH WS (m/s)	WD @ 75m (degrees)	Temp. (°C)	Avg. WS @ 2m (m/s)	Gust WS @ 2m (m/s)	Precip. (mm)
Thursday, August 08, 2013	12:00	0:10	30	44	31	28	-6	2.9	210	20	0.0	0.0	0.0
Thursday, August 08, 2013	12:10	0:10	32	51	33	27	40	3.8	212	21	0.0	1.7	0.0
Thursday, August 08, 2013	12:20	0:10	29	44	31	28	33	3.6	206	22	0.0	0.7	0.0
Thursday, August 08, 2013	12:30	0:10	30	43	31	27	27	3.5	186	21	0.0	0.0	0.0
Thursday, August 08, 2013	12:40	0:10	29	38	31	27	25	3.6	187	21	0.0	0.6	0.0
Thursday, August 08, 2013	12:50	0:10	32	43	35	27	38	3.7	178	21	0.0	0.0	0.0
Thursday, August 08, 2013	13:00	0:10	34	47	37	29	94	4.4	150	21	0.0	0.9	0.0
Thursday, August 08, 2013	13:10	0:10	32	49	35	27	136	4.8	151	21	0.0	0.4	0.0
Thursday, August 08, 2013	13:20	0:10	30	37	31	27	129	4.7	146	21	0.0	1.3	0.0
Thursday, August 08, 2013	13:30	0:10	35	50	38	27	119	4.5	147	22	0.0	2.6	0.0
Thursday, August 08, 2013	13:40	0:10	30	35	32	27	111	4.6	153	22	0.0	1.9	0.0
Thursday, August 08, 2013	13:50	0:10	40	59	45	27	56	5.1	159	22	0.0	0.0	0.0
Thursday, August 08, 2013	14:00	0:10	34	43	37	29	-4	5.1	154	23	0.0	0.0	0.0
Thursday, August 08, 2013	14:10	0:10	31	40	34	27	-4	4.4	158	23	0.0	0.0	0.0
Thursday, August 08, 2013	14:20	0:10	33	44	36	28	-4	3.5	163	23	0.2	2.0	0.0
Thursday, August 08, 2013	14:30	0:10	28	38	30	27	-4	3.2	159	23	0.0	0.0	0.0
Thursday, August 08, 2013	14:40	0:10	34	45	39	27	-4	2.9	170	23	0.0	0.0	0.0
Thursday, August 08, 2013	14:50	0:10	33	47	34	27	-2	2.7	175	24	0.0	0.0	0.0
Thursday, August 08, 2013	15:00	0:10	32	49	32	26	-2	2.6	168	23	0.0	0.0	0.0
Thursday, August 08, 2013	15:10	0:10	28	41	30	26	-1	2.0	172	24	0.0	0.0	0.0
Thursday, August 08, 2013	15:20	0:10	29	37	32	26	-1	3.1	163	23	0.0	0.0	0.0
Thursday, August 08, 2013	15:30	0:10	34	50	33	27	36	4.3	174	23	0.0	0.0	0.0
Thursday, August 08, 2013	15:40	0:10	33	48	35	28	31	3.5	198	23	0.0	0.0	0.0
Thursday, August 08, 2013	15:50	0:10	30	43	33	27	191	5.2	200	23	0.0	0.4	0.0
Thursday, August 08, 2013	16:00	0:10	30	39	33	27	175	5.2	187	23	0.0	0.0	0.0
Thursday, August 08, 2013	16:10	0:10	28	36	30	27	83	4.5	182	23	0.0	0.0	0.0
Thursday, August 08, 2013	16:20	0:10	30	37	32	27	-6	4.1	184	23	0.0	0.0	0.0
Thursday, August 08, 2013	16:30	0:10	29	37	32	27	89	4.4	186	22	0.0	0.0	0.0
Thursday, August 08, 2013	16:40	0:10	30	45	32	27	75	4.1	177	23	0.0	0.0	0.0
Thursday, August 08, 2013	16:50	0:10	29	39	31	27	4	3.9	179	24	0.0	0.2	0.0
Thursday, August 08, 2013	17:00	0:10	33	48	36	26	28	3.9	175	23	0.0	0.0	0.0
Thursday, August 08, 2013	17:10	0:10	31	44	34	27	4	3.1	167	22	0.0	2.0	0.0
Thursday, August 08, 2013	17:20	0:10	32	41	35	28	-4	2.6	160	22	0.0	0.0	0.0
Thursday, August 08, 2013	17:30	0:10	32	38	34	28	-5	2.4	171	23	0.0	0.0	0.0
Thursday, August 08, 2013	17:40	0:10	36	50	37	27	-4	2.8	177	23	0.0	0.0	0.0
Thursday, August 08, 2013	17:50	0:10	29	46	31	26	-5	3.7	178	22	0.0	0.0	0.0
Thursday, August 08, 2013	18:00	0:10	28	35	30	26	-5	3.6	174	22	0.0	1.7	0.0
Thursday, August 08, 2013	18:10	0:10	29	38	32	26	-6	3.6	173	22	0.0	0.0	0.0
Thursday, August 08, 2013	18:20	0:10	31	49	30	26	-5	3.8	176	21	0.0	0.0	0.0
Thursday, August 08, 2013	18:30	0:10	33	51	34	26	-2	4.3	179	21	0.0	0.0	0.0
Thursday, August 08, 2013	18:40	0:10	29	40	31	26	-4	4.9	171	21	0.0	0.0	0.0
Thursday, August 08, 2013	18:50	0:10	31	42	35	26	-5	5.2	168	21	0.0	0.0	0.0
Thursday, August 08, 2013	19:00	0:10	29	37	32	27	34	5.8	173	21	0.0	0.0	0.0
Thursday, August 08, 2013	19:10	0:10	29	39	32	27	20	5.2	186	21	0.0	0.0	0.0
Thursday, August 08, 2013	19:20	0:10	30	45	34	27	164	5.0	177	21	0.0	0.0	0.0
Thursday, August 08, 2013	19:30	0:10	29	37	30	27	103	4.5	182	21	0.0	0.0	0.0
Thursday, August 08, 2013	19:40	0:10	29	38	30	27	47	4.8	184	21	0.0	0.0	0.0
Thursday, August 08, 2013	19:50	0:10	30	43	32	27	-5	5.1	182	21	0.0	0.0	0.0
Thursday, August 08, 2013	20:00	0:10	33	46	37	27	-5	4.4	187	20	0.0	0.0	0.0
Thursday, August 08, 2013	20:10	0:10	29	42	30	27	-6	3.3	194	20	0.0	0.0	0.0
Thursday, August 08, 2013	20:20	0:10	30	36	31	27	33	4.1	189	20	0.0	0.0	0.0
Thursday, August 08, 2013	20:30	0:10	30	33	31	28	91	4.4	186	20	0.0	0.0	0.0
Thursday, August 08, 2013	20:40	0:10	28	38	30	27	98	4.6	186	20	0.0	0.0	0.0
Thursday, August 08, 2013	20:50	0:10	32	40	33	31	153	5.1	182	20	0.0	0.0	0.0
Thursday, August 08, 2013	21:00	0:10	32	36	32	31	188	5.3	188	20	0.0	0.0	0.0
Thursday, August 08, 2013	21:10	0:10	32	36	33	32	422	6.8	191	20	0.0	0.0	0.0
Thursday, August 08, 2013	21:20	0:10	32	39	33	32	341	6.3	198	20	0.0	0.0	0.0
Thursday, August 08, 2013	21:30	0:10	31	40	32	30	136	4.9	198	20	0.0	0.0	0.0
Thursday, August 08, 2013	21:40	0:10	31	40	32	29	97	4.6	197	20	0.0	0.0	0.0
Thursday, August 08, 2013	21:50	0:10	31	39	32	30	130	4.8	194	20	0.0	0.0	0.0
Thursday, August 08, 2013	22:00	0:10	32	44	32	31	215	5.5	199	20	0.0	0.0	0.0
Thursday, August 08, 2013	22:10	0:10	31	38	32	31	104	4.7	208	20	0.0	0.0	0.0
Thursday, August 08, 2013	22:20	0:10	30	41	31	26	4	2.8	210	20	0.0	0.0	0.0
Thursday, August 08, 2013	22:30	0:10	31	43	31	30	-5	1.9	207	19	0.0	0.0	0.0
Thursday, August 08, 2013	22:40	0:10	31	35	31	29	-2	2.4	206	19	0.0	0.0	0.0
Thursday, August 08, 2013	22:50	0:10	31	40	31	30	1	3.2	204	19	0.0	0.0	0.0
Thursday, August 08, 2013	23:00	0:10	29	36	31	27	-5	1.8	197	19	0.0	0.0	0.0
Thursday, August 08, 2013	23:10	0:10	27	42	27	26	-5	2.2	195	19	0.0	0.0	0.0
Thursday, August 08, 2013	23:20	0:10	26	32	27	26	-5	1.7	195	19	0.0	0.0	0.0
Thursday, August 08, 2013	23:30	0:10	27	41	28	26	-5	2.2	182	19	0.0	0.0	0.0
Thursday, August 08, 2013	23:40	0:10	26	38	27	26	-6	2.6	179	19	0.0	0.0	0.0
Thursday, August 08, 2013	23:50	0:10	26	34	27	25	-4	1.4	185	20	0.0	0.0	0.0
Friday, August 09, 2013	0:00	0:10	26	41	27	25	0	2.3	181	19	0.0	0.0	0.0
Friday, August 09, 2013	0:10	0:10	27	38	28	27	-1	3.2	183	19	0.0	0.0	0.0
Friday, August 09, 2013	0:20	0:10	26	37	27	26	0	1.3	180	19	0.0	0.0	0.0
Friday, August 09, 2013	0:30	0:10	27	37	30	26	0	1.5	177	19	0.0	0.0	0.0
Friday, August 09, 2013	0:40	0:10	30	35	30	29	0	2.4	177	19	0.0	0.0	0.0
Friday, August 09, 2013	0:50	0:10	29	37	30	29	0	1.7	177	19	0.0	0.0	0.0
Friday, August 09, 2013	1:00	0:10	30	51	30	27	-1	2.5	183	19	0.0	0.0	0.0
Friday, August 09, 2013	1:10	0:10	30	39	31	30	0	1.2	185	19	0.0	0.0	0.0
Friday, August 09, 2013	1:20	0:10	29	37	30	26	0	1.8	169	19	0.0	0.0	0.0
Friday, August 09, 2013	1:30	0:10	27	38	27	26	0	2.1	165	19	0.0	0.0	0.0
Friday, August 09, 2013	1:40	0:10	27	33	27	26	0	2.9	172	19	0.0	0.0	0.0
Friday, August 09, 2013	1:50	0:10	26	36	27	26	0	3.4	171	19	0.0	0.0	0.0
Friday, August 09, 2013	2:00	0:10	27	35	27	26	0	4.4	176	19	0.0	0.0	0.0
Friday, August 09, 2013	2:10	0:10	31	48	31	27	0	2.6	179	19	0.0	0.0	0.0
Friday, August 09, 2013	2:20	0:10	27	39	27	26	0	1.4	178	19	0.0	0.0	0.0
Friday, August 09, 2013	2:30	0:10	26	39	27	26	-1	1.5	176	19	0.0	0.0	0.0

Table A-3: Location 1 Summer Compliance Evaluation

Date	Time	Duration	Leq	Lmax	L(10)	L(90)	WT N6	WT N6	Onsite Met	Onsite Met	Loc. 6	Loc. 6	Loc. 6
	Start Time	(min)	(dBA)	(dBA)	(dBA)	(dBA)	Output (kW)	HH WS (m/s)	WD @ 75m (degrees)	Temp. (°C)	Avg. WS @ 2m (m/s)	Gust WS @ 2m (m/s)	Precip. (mm)
Friday, August 09, 2013	2:40	0:10	30	44	29	26	0	2.0	175	19	0.0	0.0	0.0
Friday, August 09, 2013	2:50	0:10	28	34	28	27	-1	3.0	171	19	0.0	0.0	0.0
Friday, August 09, 2013	3:00	0:10	31	45	33	27	-1	3.4	167	19	0.0	0.0	0.0
Friday, August 09, 2013	3:10	0:10	27	36	28	26	-1	3.9	165	19	0.0	0.0	0.0
Friday, August 09, 2013	3:20	0:10	26	39	28	25	0	3.7	163	19	0.0	0.0	0.0
Friday, August 09, 2013	3:30	0:10	27	39	28	26	-1	3.2	163	19	0.0	0.0	0.0
Friday, August 09, 2013	3:40	0:10	28	36	30	27	0	4.2	168	19	0.0	0.0	0.0
Friday, August 09, 2013	3:50	0:10	28	38	29	27	-1	3.6	162	19	0.0	0.0	0.0
Friday, August 09, 2013	4:00	0:10	51	62	57	28	-1	3.8	165	19	0.0	0.0	0.0
Friday, August 09, 2013	4:10	0:10	68	92	71	50	6	3.8	174	19	0.0	0.0	0.0
Friday, August 09, 2013	4:20	0:10	51	58	53	47	118	5.6	179	19	0.0	0.2	0.0
Friday, August 09, 2013	4:30	0:10	49	57	51	46	330	6.2	178	19	0.0	0.0	0.0
Friday, August 09, 2013	4:40	0:10	45	56	47	42	216	5.4	187	19	0.0	0.0	0.0
Friday, August 09, 2013	4:50	0:10	42	54	44	40	198	5.2	187	19	0.0	0.4	0.0
Friday, August 09, 2013	5:00	0:10	44	57	47	40	164	5.1	188	19	0.0	0.0	0.0
Friday, August 09, 2013	5:10	0:10	49	57	51	42	164	5.3	196	19	0.0	0.0	0.3
Friday, August 09, 2013	5:20	0:10	50	59	52	47	253	5.8	196	19	0.0	0.0	0.0
Friday, August 09, 2013	5:30	0:10	54	61	58	51	246	5.7	198	19	0.0	0.0	0.5
Friday, August 09, 2013	5:40	0:10	48	57	50	46	322	6.2	197	19	0.0	0.0	0.0
Friday, August 09, 2013	5:50	0:10	45	55	47	42	221	5.6	202	19	0.0	0.0	0.0
Friday, August 09, 2013	6:00	0:10	43	55	45	41	229	5.7	192	19	0.0	0.0	0.0
Friday, August 09, 2013	6:10	0:10	42	53	44	39	192	5.2	188	19	0.0	0.0	0.0
Friday, August 09, 2013	6:20	0:10	42	59	44	38	159	5.1	194	19	0.0	0.0	0.0
Friday, August 09, 2013	6:30	0:10	41	59	42	37	108	4.4	194	19	0.0	0.0	0.0
Friday, August 09, 2013	6:40	0:10	39	50	41	36	125	4.8	195	19	0.0	0.0	0.0
Friday, August 09, 2013	6:50	0:10	38	52	40	35	143	4.9	195	19	0.0	0.0	0.0
Friday, August 09, 2013	7:00	0:10	38	54	40	34	141	5.0	183	19	0.0	0.0	0.0
Friday, August 09, 2013	7:10	0:10	39	54	42	34	190	5.2	179	19	0.0	0.0	0.0
Friday, August 09, 2013	7:20	0:10	36	51	39	33	143	4.9	185	19	0.0	0.0	0.0
Friday, August 09, 2013	7:30	0:10	39	55	41	34	204	5.5	186	19	0.0	0.0	0.0
Friday, August 09, 2013	7:40	0:10	54	60	57	43	289	6.1	194	19	0.0	0.0	0.0
Friday, August 09, 2013	7:50	0:10	53	58	54	51	274	5.8	198	19	0.0	0.0	0.3
Friday, August 09, 2013	8:00	0:10	55	61	56	53	167	5.3	202	19	0.0	0.0	0.0
Friday, August 09, 2013	8:10	0:10	51	58	52	49	154	5.1	203	19	0.0	0.0	0.3
Friday, August 09, 2013	8:20	0:10	54	59	55	53	97	4.4	190	19	0.0	0.0	0.0
Friday, August 09, 2013	8:30	0:10	55	60	56	52	109	4.6	191	19	0.0	0.0	0.0
Friday, August 09, 2013	8:40	0:10	50	57	52	48	68	4.3	195	19	0.0	0.0	0.3
Friday, August 09, 2013	8:50	0:10	48	59	50	45	140	4.8	200	19	0.0	1.3	0.0
Friday, August 09, 2013	9:00	0:10	50	58	52	47	116	4.6	194	19	0.0	0.0	0.0
Friday, August 09, 2013	9:10	0:10	47	57	49	44	134	4.9	190	19	0.0	0.0	0.0
Friday, August 09, 2013	9:20	0:10	45	57	47	42	166	5.2	186	19	0.0	0.0	0.0
Friday, August 09, 2013	9:30	0:10	42	55	44	40	248	5.6	190	19	0.0	0.2	0.0
Friday, August 09, 2013	9:40	0:10	41	58	43	38	176	5.2	195	19	0.0	0.0	0.0
Friday, August 09, 2013	9:50	0:10	41	59	43	37	165	5.0	195	19	0.0	0.4	0.0
Friday, August 09, 2013	10:00	0:10	44	54	47	40	217	5.3	187	19	0.0	0.0	0.0
Friday, August 09, 2013	10:10	0:10	50	56	52	45	171	5.1	185	19	0.0	0.2	0.3
Friday, August 09, 2013	10:20	0:10	51	59	53	49	182	5.1	183	19	0.0	1.5	0.0
Friday, August 09, 2013	10:30	0:10	51	60	53	49	294	6.0	177	19	0.0	1.5	0.0
Friday, August 09, 2013	10:40	0:10	54	59	55	52	72	5.8	179	19	0.0	0.6	0.3
Friday, August 09, 2013	10:50	0:10	52	62	54	49	299	6.5	184	19	0.0	0.0	0.0
Friday, August 09, 2013	11:00	0:10	48	57	50	44	244	5.6	183	18	0.0	0.0	0.0
Friday, August 09, 2013	11:10	0:10	47	63	49	41	636	7.5	182	18	0.0	1.9	0.0
Friday, August 09, 2013	11:20	0:10	42	57	45	37	379	7.8	176	18	0.0	1.3	0.0
Friday, August 09, 2013	11:30	0:10	38	53	41	34	138	7.3	178	18	0.0	1.9	0.0
Friday, August 09, 2013	11:40	0:10	41	59	44	34	-7	6.2	176	18	0.0	0.4	0.0
Friday, August 09, 2013	11:50	0:10	36	50	38	32	-6	6.6	173	18	0.0	0.0	0.0
Friday, August 09, 2013	12:00	0:10	37	53	39	30	-5	6.3	169	18	0.0	0.0	0.0
Friday, August 09, 2013	12:10	0:10	36	52	39	30	-6	5.9	169	18	0.0	0.0	0.0
Friday, August 09, 2013	12:20	0:10	35	47	38	31	-5	5.3	165	18	0.0	0.0	0.0
Friday, August 09, 2013	12:30	0:10	35	52	38	32	-4	6.2	168	18	0.0	0.0	0.0
Friday, August 09, 2013	12:40	0:10	38	50	41	34	-2	6.2	172	18	0.0	0.0	0.3
Friday, August 09, 2013	12:50	0:10	43	53	46	38	-1	6.1	173	18	0.0	0.0	0.0
Friday, August 09, 2013	13:00	0:10	45	57	50	39	-2	5.1	175	18	0.0	0.0	0.3
Friday, August 09, 2013	13:10	0:10	47	57	51	41	-1	4.9	172	18	0.0	0.0	0.0
Friday, August 09, 2013	13:20	0:10	40	53	43	36	-1	3.4	172	18	0.0	0.0	0.0
Friday, August 09, 2013	13:30	0:10	38	56	42	33	-1	3.7	178	18	0.0	0.0	0.0
Friday, August 09, 2013	13:40	0:10	38	51	41	30	-3	4.2	183	18	0.0	0.0	0.0
Friday, August 09, 2013	13:50	0:10	38	51	40	34	13	4.5	187	19	0.0	0.0	0.0
Friday, August 09, 2013	14:00	0:10	40	53	43	37	-4	5.3	184	19	0.0	0.0	0.0
Friday, August 09, 2013	14:10	0:10	39	52	41	37	-4	5.1	189	19	0.0	0.0	0.0
Friday, August 09, 2013	14:20	0:10	38	54	40	34	-4	3.7	187	19	0.0	0.0	0.0
Friday, August 09, 2013	14:30	0:10	53	61	58	41	-4	3.8	189	19	0.0	0.0	0.5
Friday, August 09, 2013	14:40	0:10	52	60	55	48	-4	4.1	185	19	0.0	0.0	0.3
Friday, August 09, 2013	14:50	0:10	48	58	49	45	-1	4.8	183	19	0.0	0.0	0.0
Friday, August 09, 2013	15:00	0:10	48	58	50	44	-1	2.9	180	19	0.0	0.0	0.5
Friday, August 09, 2013	15:10	0:10	47	61	49	41	-1	1.9	194	19	0.0	0.0	0.0
Friday, August 09, 2013	15:20	0:10	40	55	42	38	-2	2.2	180	19	0.0	0.0	0.0
Friday, August 09, 2013	15:30	0:10	47	57	52	39	1	4.4	181	19	0.0	0.0	0.3
Friday, August 09, 2013	15:40	0:10	48	59	53	40	-6	3.5	177	19	0.0	0.0	0.0
Friday, August 09, 2013	15:50	0:10	51	59	54	48	79	5.1	189	19	0.0	0.0	1.5
Friday, August 09, 2013	16:00	0:10	50	60	52	47	250	5.5	193	19	0.0	0.0	0.3
Friday, August 09, 2013	16:10	0:10	47	58	49	45	309	6.1	193	19	0.0	0.0	0.3
Friday, August 09, 2013	16:20	0:10	48	56	51	45	96	4.7	193	19	0.0	0.0	0.0
Friday, August 09, 2013	16:30	0:10	51	59	53	49	35	3.9	194	19	0.0	0.0	0.3
Friday, August 09, 2013	16:40	0:10	48	60	50	45	11	3.3	194	19	0.0	0.0	0.0
Friday, August 09, 2013	16:50	0:10	43	55	45	40	-5	2.2	219	19	0.0	1.1	0.0
Friday, August 09, 2013	17:00	0:10	40	55	42	37	-6	1.9	284	19	0.2	1.3	0.0
Friday, August 09, 2013	17:10	0:10	38	53	40	35	-5	1.5	298	19	0.0	0.0	0.0

Table A-3: Location 1 Summer Compliance Evaluation

Date	Time	Duration	Leq	Lmax	L(10)	L(90)	WT N6	WT N6	Onsite Met	Onsite Met	Loc. 6	Loc. 6	Loc. 6
	Start Time	(min)	(dBA)	(dBA)	(dBA)	(dBA)	Output (kW)	HH WS (m/s)	WD @ 75m (degrees)	Temp. (°C)	Avg. WS @ 2m (m/s)	Gust WS @ 2m (m/s)	Precip. (mm)
Friday, August 09, 2013	17:20	0:10	36	60	38	32	-4	1.7	305	19	0.0	0.4	0.0
Friday, August 09, 2013	17:30	0:10	35	59	37	32	0	2.1	309	20	0.0	0.7	0.0
Friday, August 09, 2013	17:40	0:10	35	51	38	31	32	3.4	297	19	0.2	1.3	0.0
Friday, August 09, 2013	17:50	0:10	33	50	35	30	27	3.7	303	19	0.2	1.5	0.0
Friday, August 09, 2013	18:00	0:10	36	56	38	30	19	3.4	311	19	0.4	2.0	0.0
Friday, August 09, 2013	18:10	0:10	35	49	39	30	44	3.6	318	19	0.0	0.6	0.0
Friday, August 09, 2013	18:20	0:10	35	48	39	29	2	2.9	326	19	0.0	0.2	0.0
Friday, August 09, 2013	18:30	0:10	31	50	33	29	19	3.4	309	19	0.2	1.9	0.0
Friday, August 09, 2013	18:40	0:10	30	49	32	29	39	3.8	308	19	0.0	1.7	0.0
Friday, August 09, 2013	18:50	0:10	31	45	32	29	86	4.3	306	19	0.0	0.0	0.0
Friday, August 09, 2013	19:00	0:10	31	48	33	29	27	3.6	302	19	0.0	0.6	0.0
Friday, August 09, 2013	19:10	0:10	32	46	34	29	104	4.7	310	19	0.0	0.9	0.0
Friday, August 09, 2013	19:20	0:10	35	57	34	29	203	5.4	307	19	0.0	0.6	0.0
Friday, August 09, 2013	19:30	0:10	36	58	39	30	174	5.2	310	19	0.0	0.0	0.0
Friday, August 09, 2013	19:40	0:10	31	46	33	30	257	5.8	311	19	0.0	0.2	0.0
Friday, August 09, 2013	19:50	0:10	32	46	35	29	73	4.2	324	19	0.0	0.0	0.0
Friday, August 09, 2013	20:00	0:10	30	47	32	28	-5	2.7	323	19	0.0	0.0	0.0
Friday, August 09, 2013	20:10	0:10	33	50	37	29	-5	2.5	330	18	0.0	0.0	0.0
Friday, August 09, 2013	20:20	0:10	30	47	32	28	-7	2.8	343	18	0.0	0.0	0.0
Friday, August 09, 2013	20:30	0:10	30	53	31	29	0	2.8	343	18	0.0	0.4	0.0
Friday, August 09, 2013	20:40	0:10	31	46	32	29	-2	2.9	328	18	0.0	0.0	0.0
Friday, August 09, 2013	20:50	0:10	33	57	34	30	-4	3.0	323	18	0.0	0.0	0.0
Friday, August 09, 2013	21:00	0:10	31	44	32	30	6	3.2	320	18	0.0	0.0	0.0
Friday, August 09, 2013	21:10	0:10	31	48	32	30	22	3.6	314	18	0.0	0.0	0.0
Friday, August 09, 2013	21:20	0:10	31	47	32	30	35	3.9	308	18	0.0	0.0	0.0
Friday, August 09, 2013	21:30	0:10	31	48	32	30	40	4.0	299	18	0.0	0.0	0.0
Friday, August 09, 2013	21:40	0:10	31	47	32	30	25	3.7	291	18	0.0	0.0	0.0
Friday, August 09, 2013	21:50	0:10	32	47	33	30	-5	3.0	292	18	0.0	0.0	0.0
Friday, August 09, 2013	22:00	0:10	31	47	33	30	-7	2.9	291	18	0.0	0.0	0.0
Friday, August 09, 2013	22:10	0:10	31	52	32	30	-12	2.8	295	18	0.0	0.0	0.0
Friday, August 09, 2013	22:20	0:10	31	46	32	30	-5	2.1	296	18	0.0	0.0	0.0
Friday, August 09, 2013	22:30	0:10	30	44	31	29	-5	1.8	287	18	0.0	0.0	0.0
Friday, August 09, 2013	22:40	0:10	31	55	30	28	-5	2.1	275	18	0.0	0.0	0.0
Friday, August 09, 2013	22:50	0:10	31	48	32	30	3	3.0	274	18	0.0	1.3	0.0
Friday, August 09, 2013	23:00	0:10	32	50	32	31	2	2.9	273	18	0.0	0.4	0.0
Friday, August 09, 2013	23:10	0:10	31	48	32	29	-3	2.7	270	18	0.0	0.6	0.0
Friday, August 09, 2013	23:20	0:10	36	45	39	31	-5	2.4	272	18	0.0	1.5	0.0
Friday, August 09, 2013	23:30	0:10	33	49	35	31	1	2.9	271	18	0.0	1.1	0.0
Friday, August 09, 2013	23:40	0:10	38	54	40	31	26	3.5	272	18	0.2	1.9	0.0
Friday, August 09, 2013	23:50	0:10	32	44	33	30	98	4.3	271	18	0.6	2.4	0.0
Saturday, August 10, 2013	0:00	0:10	32	48	33	31	506	7.2	272	18	0.2	1.9	0.0
Saturday, August 10, 2013	0:10	0:10	34	45	35	32	485	7.2	271	18	0.6	4.1	0.0
Saturday, August 10, 2013	0:20	0:10	35	48	36	34	648	7.9	273	18	0.6	3.2	0.0
Saturday, August 10, 2013	0:30	0:10	35	49	36	34	1022	9.3	279	18	0.7	2.8	0.0
Saturday, August 10, 2013	0:40	0:10	37	50	38	35	1451	10.3	282	18	0.4	2.6	0.0
Saturday, August 10, 2013	0:50	0:10	37	54	39	35	1555	10.3	280	18	0.6	3.9	0.0
Saturday, August 10, 2013	1:00	0:10	36	51	37	34	1141	9.4	276	18	0.0	2.2	0.0
Saturday, August 10, 2013	1:10	0:10	35	51	36	33	1178	9.5	275	18	0.0	0.4	0.0
Saturday, August 10, 2013	1:20	0:10	35	42	36	33	1008	9.0	277	18	0.0	0.7	0.0
Saturday, August 10, 2013	1:30	0:10	33	46	35	32	611	7.5	277	18	0.0	0.4	0.0
Saturday, August 10, 2013	1:40	0:10	34	50	36	32	545	7.3	275	18	0.0	2.0	0.0
Saturday, August 10, 2013	1:50	0:10	35	44	36	33	529	7.2	276	18	0.2	2.4	0.0
Saturday, August 10, 2013	2:00	0:10	35	56	36	30	78	7.7	275	18	0.0	0.4	0.0
Saturday, August 10, 2013	2:10	0:10	34	48	37	32	-4	8.3	276	18	0.0	0.4	0.0
Saturday, August 10, 2013	2:20	0:10	37	54	39	34	-4	9.0	275	18	0.2	3.2	0.0
Saturday, August 10, 2013	2:30	0:10	41	57	44	36	-4	10.8	274	18	0.4	3.7	0.0
Saturday, August 10, 2013	2:40	0:10	41	57	43	35	-4	11.3	275	17	1.1	5.4	0.0
Saturday, August 10, 2013	2:50	0:10	39	50	42	35	-4	10.9	277	17	1.5	6.5	0.0
Saturday, August 10, 2013	3:00	0:10	40	59	40	36	1316	10.9	279	17	1.3	4.8	0.0
Saturday, August 10, 2013	3:10	0:10	41	55	44	36	1811	11.7	279	17	1.1	5.9	0.0
Saturday, August 10, 2013	3:20	0:10	40	46	42	37	1724	11.4	283	17	1.3	5.4	0.0
Saturday, August 10, 2013	3:30	0:10	40	48	42	37	1820	11.2	284	17	1.5	5.7	0.0
Saturday, August 10, 2013	3:40	0:10	38	48	40	36	1578	10.6	287	17	1.3	4.4	0.0
Saturday, August 10, 2013	3:50	0:10	37	43	39	34	1382	9.9	288	17	1.1	4.1	0.0
Saturday, August 10, 2013	4:00	0:10	35	41	37	34	1464	10.1	289	17	0.9	3.5	0.0
Saturday, August 10, 2013	4:10	0:10	36	40	37	35	1451	9.8	293	17	0.7	4.3	0.0
Saturday, August 10, 2013	4:20	0:10	35	44	36	34	1402	9.9	291	16	0.4	3.0	0.0
Saturday, August 10, 2013	4:30	0:10	35	39	36	34	1370	9.7	287	16	0.4	3.3	0.0
Saturday, August 10, 2013	4:40	0:10	35	40	37	34	1354	9.8	289	16	0.4	3.0	0.0
Saturday, August 10, 2013	4:50	0:10	35	41	36	34	1296	9.7	292	16	0.6	3.3	0.0
Saturday, August 10, 2013	5:00	0:10	37	52	39	34	1026	8.8	296	16	0.7	3.7	0.0
Saturday, August 10, 2013	5:10	0:10	37	51	39	33	1282	9.7	300	16	0.4	3.0	0.0
Saturday, August 10, 2013	5:20	0:10	36	49	38	33	1035	8.6	302	16	0.4	3.0	0.0
Saturday, August 10, 2013	5:30	0:10	35	40	35	34	1008	8.7	302	16	0.4	2.4	0.0
Saturday, August 10, 2013	5:40	0:10	35	43	36	34	1225	9.5	302	15	0.2	2.4	0.0
Saturday, August 10, 2013	5:50	0:10	37	53	40	34	835	8.2	301	15	0.2	2.2	0.0
Saturday, August 10, 2013	6:00	0:10	35	48	36	34	866	8.5	303	15	0.0	2.2	0.0
Saturday, August 10, 2013	6:10	0:10	35	45	36	34	889	8.5	301	15	0.0	1.1	0.0
Saturday, August 10, 2013	6:20	0:10	35	44	36	33	698	7.7	301	15	0.4	2.8	0.0
Saturday, August 10, 2013	6:30	0:10	34	42	35	33	636	7.6	300	15	0.2	2.2	0.0
Saturday, August 10, 2013	6:40	0:10	35	43	36	33	695	7.8	299	15	0.0	2.0	0.0
Saturday, August 10, 2013	6:50	0:10	34	45	35	32	527	7.1	300	15	0.0	0.9	0.0
Saturday, August 10, 2013	7:00	0:10	34	44	36	32	420	6.6	299	15	0.0	0.4	0.0
Saturday, August 10, 2013	7:10	0:10	33	39	33	32	332	6.2	286	15	0.2	3.5	0.0
Saturday, August 10, 2013	7:20	0:10	39	58	36	31	243	5.5	286	15	0.2	2.4	0.0
Saturday, August 10, 2013	7:30	0:10	37	52	40	32	416	6.7	282	15	0.0	0.7	0.0
Saturday, August 10, 2013	7:40	0:10	33	52	34	31	331	6.2	279	15	0.0	1.5	0.0
Saturday, August 10, 2013	7:50	0:10	32	46	33	32	202	5.4	281	16	0.2	3.3	0.0

Table A-3: Location 1 Summer Compliance Evaluation

Date	Time	Duration	Leq	Lmax	L(10)	L(90)	WT N6	WT N6	Onsite Met	Onsite Met	Loc. 6	Loc. 6	Loc. 6
	Start Time	(min)	(dBA)	(dBA)	(dBA)	(dBA)	Output (kW)	HH WS (m/s)	WD @ 75m (degrees)	Temp. (°C)	Avg. WS @ 2m (m/s)	Gust WS @ 2m (m/s)	Precip. (mm)
Saturday, August 10, 2013	8:00	0:10	33	40	34	32	198	5.3	280	16	0.2	2.6	0.0
Saturday, August 10, 2013	8:10	0:10	34	52	36	31	366	6.6	274	16	0.2	2.6	0.0
Saturday, August 10, 2013	8:20	0:10	36	45	39	32	597	7.4	256	16	0.4	3.2	0.0
Saturday, August 10, 2013	8:30	0:10	37	44	39	33	714	7.8	266	16	0.2	2.2	0.0
Saturday, August 10, 2013	8:40	0:10	37	43	39	35	1221	9.4	268	17	0.4	3.9	0.0
Saturday, August 10, 2013	8:50	0:10	39	47	41	36	987	8.8	267	17	0.4	3.2	0.0
Saturday, August 10, 2013	9:00	0:10	38	46	40	35	922	8.6	275	17	0.2	3.2	0.0
Saturday, August 10, 2013	9:10	0:10	37	44	41	33	660	7.4	280	17	0.4	3.0	0.0
Saturday, August 10, 2013	9:20	0:10	37	43	39	34	366	6.3	283	18	1.1	5.7	0.0
Saturday, August 10, 2013	9:30	0:10	41	48	44	36	775	8.2	275	17	1.1	5.2	0.0
Saturday, August 10, 2013	9:40	0:10	43	52	45	37	559	7.4	291	18	1.1	4.6	0.0
Saturday, August 10, 2013	9:50	0:10	44	55	48	37	431	6.6	290	18	1.9	5.2	0.0
Saturday, August 10, 2013	10:00	0:10	45	54	49	36	291	5.9	295	18	2.0	4.4	0.0
Saturday, August 10, 2013	10:10	0:10	39	46	42	35	536	7.1	296	18	2.2	6.3	0.0
Saturday, August 10, 2013	10:20	0:10	39	50	41	35	703	7.6	314	18	1.7	4.3	0.0
Saturday, August 10, 2013	10:30	0:10	39	46	42	34	425	6.5	317	18	1.5	3.9	0.0
Saturday, August 10, 2013	10:40	0:10	41	48	44	36	948	8.6	314	19	2.0	4.8	0.0
Saturday, August 10, 2013	10:50	0:10	45	53	48	39	1380	9.9	306	18	2.0	5.6	0.0
Saturday, August 10, 2013	11:00	0:10	48	59	52	38	1605	10.7	307	19	2.6	5.6	0.0
Saturday, August 10, 2013	11:10	0:10	46	58	49	40	1416	10.3	300	19	2.2	4.8	0.0
Saturday, August 10, 2013	11:20	0:10	47	55	51	39	1584	10.8	322	19	1.9	5.6	0.0
Saturday, August 10, 2013	11:30	0:10	45	52	49	39	311	5.6	308	19	1.7	4.3	0.0
Saturday, August 10, 2013	11:40	0:10	43	53	45	38	637	7.3	298	19	2.6	7.0	0.0
Saturday, August 10, 2013	11:50	0:10	53	73	52	42	1855	12.1	293	19	2.2	6.7	0.0
Saturday, August 10, 2013	12:00	0:10	49	60	53	43	1288	9.8	305	19	2.4	6.1	0.0
Saturday, August 10, 2013	12:10	0:10	46	53	48	40	1292	10.0	309	19	2.6	5.2	0.0
Saturday, August 10, 2013	12:20	0:10	49	59	51	41	1870	12.8	291	19	2.2	5.6	0.0
Saturday, August 10, 2013	12:30	0:10	46	53	50	42	1876	13.3	316	19	2.8	7.0	0.0
Saturday, August 10, 2013	12:40	0:10	45	55	48	40	1403	10.3	312	20	2.0	5.6	0.0
Saturday, August 10, 2013	12:50	0:10	47	57	50	41	845	8.3	308	19	2.6	6.3	0.0
Saturday, August 10, 2013	13:00	0:10	45	53	49	39	1083	9.2	309	19	2.4	5.2	0.0
Saturday, August 10, 2013	13:10	0:10	47	58	50	40	888	8.4	305	19	2.0	5.0	0.0
Saturday, August 10, 2013	13:20	0:10	42	52	46	36	1122	9.1	305	19	2.2	8.0	0.0
Saturday, August 10, 2013	13:30	0:10	48	55	52	42	1428	10.5	302	20	2.8	7.0	0.0
Saturday, August 10, 2013	13:40	0:10	48	56	52	40	1617	10.8	304	20	2.2	5.7	0.0
Saturday, August 10, 2013	13:50	0:10	43	52	47	37	898	9.0	302	20	2.6	5.7	0.0
Saturday, August 10, 2013	14:00	0:10	41	54	44	36	-4	7.8	303	20	2.8	6.7	0.0
Saturday, August 10, 2013	14:10	0:10	44	51	47	40	-4	8.7	289	20	2.6	5.4	0.0
Saturday, August 10, 2013	14:20	0:10	43	51	46	39	-4	10.2	292	20	2.6	6.7	0.0
Saturday, August 10, 2013	14:30	0:10	45	55	49	39	-4	8.4	303	20	3.2	6.9	0.0
Saturday, August 10, 2013	14:40	0:10	43	53	46	38	-4	9.2	297	20	2.8	6.1	0.0
Saturday, August 10, 2013	14:50	0:10	42	50	46	36	-3	9.0	296	20	2.2	5.4	0.0
Saturday, August 10, 2013	15:00	0:10	41	47	43	36	211	6.6	294	20	2.6	6.1	0.0
Saturday, August 10, 2013	15:10	0:10	43	53	46	37	374	6.4	301	20	2.6	5.9	0.0
Saturday, August 10, 2013	15:20	0:10	42	51	45	38	978	8.9	300	20	1.9	5.0	0.0
Saturday, August 10, 2013	15:30	0:10	40	52	42	35	814	8.2	304	20	2.0	5.2	0.0
Saturday, August 10, 2013	15:40	0:10	42	51	45	37	689	7.5	306	20	2.0	5.9	0.0
Saturday, August 10, 2013	15:50	0:10	40	48	42	37	954	8.6	302	20	2.4	6.3	0.0
Saturday, August 10, 2013	16:00	0:10	38	45	41	35	621	7.4	302	20	1.9	5.0	0.0
Saturday, August 10, 2013	16:10	0:10	41	50	44	37	412	6.4	310	20	1.3	3.7	0.0
Saturday, August 10, 2013	16:20	0:10	41	55	45	33	504	6.9	308	20	1.7	4.4	0.0
Saturday, August 10, 2013	16:30	0:10	42	52	45	37	618	7.4	298	20	2.2	6.1	0.0
Saturday, August 10, 2013	16:40	0:10	47	69	44	35	586	7.4	305	20	1.9	4.1	0.0
Saturday, August 10, 2013	16:50	0:10	39	49	42	35	552	7.2	308	20	2.0	4.1	0.0
Saturday, August 10, 2013	17:00	0:10	37	45	40	34	612	7.2	319	20	1.5	3.9	0.0
Saturday, August 10, 2013	17:10	0:10	37	43	40	35	555	7.1	318	19	1.5	4.3	0.0
Saturday, August 10, 2013	17:20	0:10	41	51	44	36	852	8.1	311	19	1.3	3.9	0.0
Saturday, August 10, 2013	17:30	0:10	40	50	43	36	654	7.5	310	19	1.7	3.3	0.0
Saturday, August 10, 2013	17:40	0:10	40	52	42	34	182	5.0	315	19	2.2	6.3	0.0
Saturday, August 10, 2013	17:50	0:10	39	49	42	34	396	6.4	307	19	1.9	4.3	0.0
Saturday, August 10, 2013	18:00	0:10	36	41	38	33	348	6.1	308	19	1.9	5.4	0.0
Saturday, August 10, 2013	18:10	0:10	35	41	37	32	226	5.1	310	18	1.5	3.2	0.0
Saturday, August 10, 2013	18:20	0:10	35	44	37	32	446	6.7	314	18	1.3	3.3	0.0
Saturday, August 10, 2013	18:30	0:10	36	43	38	32	244	5.2	310	18	1.5	3.5	0.0
Saturday, August 10, 2013	18:40	0:10	34	44	36	32	178	5.0	315	17	0.9	3.3	0.0
Saturday, August 10, 2013	18:50	0:10	31	39	33	29	134	4.8	312	17	0.6	1.9	0.0
Saturday, August 10, 2013	19:00	0:10	34	44	37	31	232	5.5	309	17	0.6	2.2	0.0
Saturday, August 10, 2013	19:10	0:10	33	44	35	30	123	4.5	314	17	0.7	2.0	0.0
Saturday, August 10, 2013	19:20	0:10	31	37	32	30	84	4.3	315	16	0.9	2.8	0.0
Saturday, August 10, 2013	19:30	0:10	34	50	36	31	247	5.5	314	16	1.3	3.2	0.0
Saturday, August 10, 2013	19:40	0:10	36	50	38	31	269	5.6	318	16	1.3	3.0	0.0
Saturday, August 10, 2013	19:50	0:10	31	39	32	30	114	4.5	322	15	0.6	2.8	0.0
Saturday, August 10, 2013	20:00	0:10	34	47	35	30	96	4.4	321	15	0.2	1.5	0.0
Saturday, August 10, 2013	20:10	0:10	30	38	31	29	64	4.1	322	15	0.4	1.7	0.0
Saturday, August 10, 2013	20:20	0:10	30	42	32	29	79	4.2	324	15	0.0	0.0	0.0
Saturday, August 10, 2013	20:30	0:10	31	41	32	29	109	4.6	330	14	0.4	1.7	0.0
Saturday, August 10, 2013	20:40	0:10	33	55	35	30	122	4.9	329	14	0.7	1.9	0.0
Saturday, August 10, 2013	20:50	0:10	34	53	35	30	65	4.0	326	14	0.7	2.6	0.0
Saturday, August 10, 2013	21:00	0:10	35	55	37	29	3	3.0	325	14	0.0	0.4	0.0
Saturday, August 10, 2013	21:10	0:10	32	42	34	29	15	3.4	327	13	0.0	0.0	0.0
Saturday, August 10, 2013	21:20	0:10	30	38	31	29	69	4.3	330	13	0.0	0.2	0.0
Saturday, August 10, 2013	21:30	0:10	30	45	32	28	14	3.3	334	13	0.0	0.0	0.0
Saturday, August 10, 2013	21:40	0:10	29	37	29	28	-9	2.6	331	13	0.0	0.0	0.0
Saturday, August 10, 2013	21:50	0:10	29	38	30	28	-10	2.8	328	13	0.0	0.0	0.0
Saturday, August 10, 2013	22:00	0:10	30	43	31	28	-7	2.8	329	12	0.0	0.0	0.0
Saturday, August 10, 2013	22:10	0:10	29	34	30	28	-5	2.9	330	12	0.0	0.0	0.0
Saturday, August 10, 2013	22:20	0:10	30	38	32	28	-8	2.3	328	12	0.0	0.0	0.0
Saturday, August 10, 2013	22:30	0:10	30	45	34	28	-7	2.9	326	12	0.0	0.0	0.0

Table A-3: Location 1 Summer Compliance Evaluation

Date	Time	Duration	Leq	Lmax	L(10)	L(90)	WT N6	WT N6	Onsite Met	Onsite Met	Loc. 6	Loc. 6	Loc. 6
	Start Time	(min)	(dBA)	(dBA)	(dBA)	(dBA)	Output (kW)	HH WS (m/s)	WD @ 75m (degrees)	Temp. (°C)	Avg. WS @ 2m (m/s)	Gust WS @ 2m (m/s)	Precip. (mm)
Saturday, August 10, 2013	22:40	0:10	29	39	31	28	6	3.3	329	12	0.0	0.0	0.0
Saturday, August 10, 2013	22:50	0:10	28	34	29	28	11	3.4	328	12	0.0	0.0	0.0
Saturday, August 10, 2013	23:00	0:10	28	42	29	27	-3	3.1	325	12	0.0	0.0	0.0
Saturday, August 10, 2013	23:10	0:10	28	34	29	27	-13	2.7	326	12	0.0	0.0	0.0
Saturday, August 10, 2013	23:20	0:10	28	35	29	27	-10	2.5	324	12	0.0	0.0	0.0
Saturday, August 10, 2013	23:30	0:10	30	38	32	28	-5	2.3	321	12	0.0	0.0	0.0
Saturday, August 10, 2013	23:40	0:10	31	44	35	28	-5	1.8	320	12	0.0	0.0	0.0
Saturday, August 10, 2013	23:50	0:10	33	46	38	28	-5	2.7	320	12	0.0	0.0	0.0
Sunday, August 11, 2013	0:00	0:10	30	33	30	29	-5	3.0	320	12	0.0	0.0	0.0
Sunday, August 11, 2013	0:10	0:10	29	40	30	28	-12	2.7	317	12	0.0	0.0	0.0
Sunday, August 11, 2013	0:20	0:10	28	35	28	27	-10	2.8	314	12	0.0	0.0	0.0
Sunday, August 11, 2013	0:30	0:10	27	34	28	27	-9	2.7	313	11	0.0	0.0	0.0
Sunday, August 11, 2013	0:40	0:10	28	37	29	27	-5	2.4	312	11	0.0	0.0	0.0
Sunday, August 11, 2013	0:50	0:10	28	38	28	27	-8	2.8	309	11	0.0	0.0	0.0
Sunday, August 11, 2013	1:00	0:10	28	32	29	28	2	3.0	307	11	0.0	0.0	0.0
Sunday, August 11, 2013	1:10	0:10	27	34	28	26	-9	2.1	307	11	0.0	0.0	0.0
Sunday, August 11, 2013	1:20	0:10	27	33	28	27	-7	2.2	305	11	0.0	0.0	0.0
Sunday, August 11, 2013	1:30	0:10	27	35	27	27	-4	2.0	302	11	0.0	0.0	0.0
Sunday, August 11, 2013	1:40	0:10	28	31	29	27	-7	2.6	300	11	0.0	0.0	0.0
Sunday, August 11, 2013	1:50	0:10	28	35	29	28	-13	2.8	295	11	0.0	0.0	0.0
Sunday, August 11, 2013	2:00	0:10	28	45	29	26	-8	3.4	291	11	0.0	0.0	0.0
Sunday, August 11, 2013	2:10	0:10	27	34	28	26	-4	3.6	292	11	0.0	0.0	0.0
Sunday, August 11, 2013	2:20	0:10	28	44	28	27	-4	3.6	292	11	0.0	0.0	0.0
Sunday, August 11, 2013	2:30	0:10	27	31	27	26	-4	3.8	292	11	0.0	0.0	0.0
Sunday, August 11, 2013	2:40	0:10	27	36	27	26	-4	3.6	296	11	0.0	0.0	0.0
Sunday, August 11, 2013	2:50	0:10	28	31	28	27	-4	3.4	297	11	0.0	0.0	0.0
Sunday, August 11, 2013	3:00	0:10	28	35	29	28	13	3.3	296	11	0.0	0.0	0.0
Sunday, August 11, 2013	3:10	0:10	29	34	30	28	15	3.5	300	11	0.0	0.0	0.0
Sunday, August 11, 2013	3:20	0:10	29	36	29	28	79	4.2	300	11	0.0	0.0	0.0
Sunday, August 11, 2013	3:30	0:10	29	40	29	28	70	4.1	301	11	0.0	0.0	0.0
Sunday, August 11, 2013	3:40	0:10	29	36	30	28	53	4.0	298	11	0.0	0.0	0.0
Sunday, August 11, 2013	3:50	0:10	29	32	29	28	19	3.4	297	11	0.0	0.0	0.0
Sunday, August 11, 2013	4:00	0:10	29	42	30	28	8	3.4	296	10	0.0	0.0	0.0
Sunday, August 11, 2013	4:10	0:10	28	36	29	27	19	3.6	294	10	0.0	0.0	0.0
Sunday, August 11, 2013	4:20	0:10	28	32	29	28	40	4.0	294	10	0.0	0.0	0.0
Sunday, August 11, 2013	4:30	0:10	28	34	28	27	40	3.7	288	10	0.0	0.0	0.0
Sunday, August 11, 2013	4:40	0:10	28	36	29	28	46	3.7	288	10	0.0	0.0	0.0
Sunday, August 11, 2013	4:50	0:10	29	32	30	28	67	4.0	286	10	0.0	0.0	0.0
Sunday, August 11, 2013	5:00	0:10	33	52	35	29	110	4.5	285	10	0.0	0.6	0.0
Sunday, August 11, 2013	5:10	0:10	34	52	38	29	227	5.6	287	10	0.2	1.9	0.0
Sunday, August 11, 2013	5:20	0:10	34	49	37	29	278	6.0	289	10	0.0	0.4	0.0
Sunday, August 11, 2013	5:30	0:10	35	52	39	28	278	5.8	294	10	0.0	0.4	0.0
Sunday, August 11, 2013	5:40	0:10	44	70	31	28	164	5.0	297	10	0.2	1.5	0.0
Sunday, August 11, 2013	5:50	0:10	36	63	33	29	155	5.1	297	10	1.3	3.0	0.0
Sunday, August 11, 2013	6:00	0:10	30	49	30	29	217	5.5	297	10	0.4	3.0	0.0
Sunday, August 11, 2013	6:10	0:10	31	44	32	29	231	5.6	296	10	0.7	2.4	0.0
Sunday, August 11, 2013	6:20	0:10	31	45	32	29	217	5.4	297	11	0.2	1.9	0.0
Sunday, August 11, 2013	6:30	0:10	31	44	33	30	186	5.1	300	11	0.9	2.8	0.0
Sunday, August 11, 2013	6:40	0:10	30	39	32	29	237	5.7	302	11	1.3	2.6	0.0
Sunday, August 11, 2013	6:50	0:10	29	36	30	28	226	5.5	305	11	0.9	3.0	0.0
Sunday, August 11, 2013	7:00	0:10	30	39	31	28	158	5.0	307	12	0.6	2.4	0.0
Sunday, August 11, 2013	7:10	0:10	31	42	32	29	158	5.0	305	12	0.4	2.4	0.0
Sunday, August 11, 2013	7:20	0:10	31	43	34	29	132	4.8	305	12	0.2	2.6	0.0
Sunday, August 11, 2013	7:30	0:10	30	39	31	29	131	4.8	305	13	0.2	1.3	0.0
Sunday, August 11, 2013	7:40	0:10	32	48	33	28	99	4.5	305	13	0.2	2.2	0.0
Sunday, August 11, 2013	7:50	0:10	29	36	30	28	59	4.1	311	13	0.4	1.9	0.0
Sunday, August 11, 2013	8:00	0:10	36	55	38	28	60	4.1	312	14	0.0	1.1	0.0
Sunday, August 11, 2013	8:10	0:10	31	42	34	28	52	3.9	310	14	0.0	1.1	0.0
Sunday, August 11, 2013	8:20	0:10	29	40	31	28	55	3.9	307	14	0.2	1.3	0.0
Sunday, August 11, 2013	8:30	0:10	30	40	31	28	87	4.2	307	14	0.2	1.7	0.0
Sunday, August 11, 2013	8:40	0:10	31	40	33	28	157	5.0	307	14	0.0	1.9	0.0
Sunday, August 11, 2013	8:50	0:10	29	37	31	28	75	4.2	308	15	0.0	0.7	0.0
Sunday, August 11, 2013	9:00	0:10	30	39	32	27	62	3.9	313	15	0.2	1.7	0.0
Sunday, August 11, 2013	9:10	0:10	29	35	30	28	63	4.0	312	15	1.3	3.3	0.0
Sunday, August 11, 2013	9:20	0:10	31	41	34	27	57	3.8	309	15	1.5	5.0	0.0
Sunday, August 11, 2013	9:30	0:10	30	41	32	27	56	3.7	312	16	0.9	3.9	0.0
Sunday, August 11, 2013	9:40	0:10	31	39	33	28	146	4.8	310	16	1.1	4.4	0.0
Sunday, August 11, 2013	9:50	0:10	36	52	37	29	79	4.1	310	16	1.7	3.9	0.0
Sunday, August 11, 2013	10:00	0:10	32	48	34	29	138	4.7	307	16	1.5	3.5	0.0
Sunday, August 11, 2013	10:10	0:10	38	54	42	28	-5	3.1	312	17	0.7	4.6	0.0
Sunday, August 11, 2013	10:20	0:10	30	38	31	27	44	3.5	304	16	1.1	3.3	0.0
Sunday, August 11, 2013	10:30	0:10	34	46	37	29	73	4.0	309	17	0.7	3.3	0.0
Sunday, August 11, 2013	10:40	0:10	33	41	36	29	2	3.0	304	17	0.4	2.6	0.0
Sunday, August 11, 2013	10:50	0:10	31	39	33	29	8	3.3	308	17	0.4	2.4	0.0
Sunday, August 11, 2013	11:00	0:10	36	46	38	31	1	3.3	322	17	0.7	3.7	0.0
Sunday, August 11, 2013	11:10	0:10	34	45	37	30	104	4.5	318	18	0.4	3.3	0.0
Sunday, August 11, 2013	11:20	0:10	37	43	41	32	188	5.3	326	18	0.7	3.9	0.0
Sunday, August 11, 2013	11:30	0:10	36	43	38	34	173	4.9	316	18	1.3	4.1	0.0
Sunday, August 11, 2013	11:40	0:10	36	43	39	31	86	4.1	300	18	1.3	5.6	0.0
Sunday, August 11, 2013	11:50	0:10	37	46	40	33	144	4.8	316	19	0.6	3.9	0.0
Sunday, August 11, 2013	12:00	0:10	41	56	43	33	286	5.9	331	19	1.7	4.1	0.0
Sunday, August 11, 2013	12:10	0:10	38	49	42	31	208	5.2	325	19	1.5	3.9	0.0
Sunday, August 11, 2013	12:20	0:10	39	47	41	33	388	6.2	330	19	2.0	4.6	0.0
Sunday, August 11, 2013	12:30	0:10	33	39	36	30	114	4.4	311	19	1.9	7.0	0.0
Sunday, August 11, 2013	12:40	0:10	34	40	37	30	186	5.1	303	18	0.6	2.8	0.0
Sunday, August 11, 2013	12:50	0:10	35	39	37	31	160	4.9	280	20	0.6	2.8	0.0
Sunday, August 11, 2013	13:00	0:10	36	51	38	29	110	5.1	273	20	1.7	4.8	0.0
Sunday, August 11, 2013	13:10	0:10	32	40	35	29	61	3.8	312	19	2.0	4.6	0.0

Table A-3: Location 1 Summer Compliance Evaluation

Date	Time	Duration	Leq	Lmax	L(10)	L(90)	WT N6	WT N6	Onsite Met	Onsite Met	Loc. 6	Loc. 6	Loc. 6
	Start Time	(min)	(dBA)	(dBA)	(dBA)	(dBA)	Output (kW)	HH WS (m/s)	WD @ 75m (degrees)	Temp. (°C)	Avg. WS @ 2m (m/s)	Gust WS @ 2m (m/s)	Precip. (mm)
Sunday, August 11, 2013	13:20	0:10	33	43	36	28	83	4.0	315	18	1.7	3.9	0.0
Sunday, August 11, 2013	13:30	0:10	30	44	32	28	60	3.9	313	19	0.9	2.4	0.0
Sunday, August 11, 2013	13:40	0:10	30	42	31	27	90	4.1	314	19	0.9	3.7	0.0
Sunday, August 11, 2013	13:50	0:10	32	39	34	27	45	3.9	296	18	0.4	2.2	0.0
Sunday, August 11, 2013	14:00	0:10	34	50	35	28	-4	3.7	284	20	0.2	2.2	0.0
Sunday, August 11, 2013	14:10	0:10	33	48	37	26	-4	3.6	299	19	0.6	3.0	0.0
Sunday, August 11, 2013	14:20	0:10	34	49	38	26	-4	3.5	317	19	0.7	2.8	0.0
Sunday, August 11, 2013	14:30	0:10	32	40	35	29	-4	5.7	305	20	0.7	3.3	0.0
Sunday, August 11, 2013	14:40	0:10	31	46	33	29	-4	5.9	298	19	0.7	3.0	0.0
Sunday, August 11, 2013	14:50	0:10	32	42	34	29	-4	4.9	300	20	0.9	3.5	0.0
Sunday, August 11, 2013	15:00	0:10	32	44	34	29	0	4.4	294	20	0.2	3.0	0.0
Sunday, August 11, 2013	15:10	0:10	36	46	39	31	144	5.1	290	19	0.2	1.5	0.0
Sunday, August 11, 2013	15:20	0:10	33	45	35	30	264	5.8	285	19	0.6	2.8	0.0
Sunday, August 11, 2013	15:30	0:10	33	45	36	30	263	5.7	289	20	0.0	0.7	0.0
Sunday, August 11, 2013	15:40	0:10	30	39	33	28	222	5.4	284	20	0.6	2.6	0.0
Sunday, August 11, 2013	15:50	0:10	36	51	40	29	82	4.0	290	19	0.9	3.0	0.0
Sunday, August 11, 2013	16:00	0:10	34	48	35	28	11	2.9	283	18	1.1	3.0	0.0
Sunday, August 11, 2013	16:10	0:10	31	42	32	27	78	4.3	298	18	1.1	3.3	0.0
Sunday, August 11, 2013	16:20	0:10	31	42	33	27	101	4.6	303	19	1.5	3.7	0.0
Sunday, August 11, 2013	16:30	0:10	30	41	33	28	117	4.7	311	19	0.9	3.2	0.0
Sunday, August 11, 2013	16:40	0:10	31	42	34	28	70	4.1	297	19	0.4	2.6	0.0
Sunday, August 11, 2013	16:50	0:10	37	53	38	31	156	5.1	269	20	0.2	1.5	0.0
Sunday, August 11, 2013	17:00	0:10	33	42	35	30	274	5.9	268	21	0.0	0.7	0.0
Sunday, August 11, 2013	17:10	0:10	35	52	36	29	209	5.6	271	20	0.0	0.0	0.0
Sunday, August 11, 2013	17:20	0:10	30	40	33	27	128	4.6	279	19	0.0	0.7	0.0
Sunday, August 11, 2013	17:30	0:10	28	39	29	27	15	2.9	280	18	0.0	1.1	0.0
Sunday, August 11, 2013	17:40	0:10	29	36	31	27	47	3.9	279	18	0.2	2.2	0.0
Sunday, August 11, 2013	17:50	0:10	29	35	31	28	111	4.5	277	19	0.4	2.2	0.0
Sunday, August 11, 2013	18:00	0:10	32	47	34	28	111	4.6	270	19	0.2	2.4	0.0
Sunday, August 11, 2013	18:10	0:10	33	44	36	30	206	5.6	268	19	0.2	1.7	0.0
Sunday, August 11, 2013	18:20	0:10	30	40	33	28	194	5.3	270	18	0.2	2.2	0.0
Sunday, August 11, 2013	18:30	0:10	30	43	32	27	127	4.7	267	18	0.2	2.2	0.0
Sunday, August 11, 2013	18:40	0:10	29	42	31	27	62	3.9	269	18	0.0	1.7	0.0
Sunday, August 11, 2013	18:50	0:10	33	50	35	27	47	3.8	265	17	0.0	0.7	0.0
Sunday, August 11, 2013	19:00	0:10	29	36	30	27	137	4.9	262	17	0.0	0.0	0.0
Sunday, August 11, 2013	19:10	0:10	32	47	35	27	147	5.1	261	17	0.0	0.0	0.0
Sunday, August 11, 2013	19:20	0:10	29	38	31	27	115	4.7	257	16	0.0	0.0	0.0
Sunday, August 11, 2013	19:30	0:10	30	40	33	27	63	4.1	254	16	0.0	0.0	0.0
Sunday, August 11, 2013	19:40	0:10	33	47	36	28	59	4.1	252	16	0.0	0.0	0.0
Sunday, August 11, 2013	19:50	0:10	30	47	33	27	75	4.3	251	16	0.0	0.0	0.0
Sunday, August 11, 2013	20:00	0:10	31	47	34	27	95	4.4	252	16	0.0	0.0	0.0
Sunday, August 11, 2013	20:10	0:10	28	34	29	27	120	4.7	252	16	0.0	0.0	0.0
Sunday, August 11, 2013	20:20	0:10	30	40	34	27	121	4.7	254	16	0.0	0.0	0.0
Sunday, August 11, 2013	20:30	0:10	28	33	30	27	137	4.8	255	16	0.0	0.0	0.0
Sunday, August 11, 2013	20:40	0:10	28	33	29	27	126	4.8	251	16	0.0	0.0	0.0
Sunday, August 11, 2013	20:50	0:10	29	36	30	27	144	4.9	253	16	0.0	0.0	0.0
Sunday, August 11, 2013	21:00	0:10	36	50	40	27	126	4.6	253	16	0.0	0.0	0.0
Sunday, August 11, 2013	21:10	0:10	35	47	39	27	136	4.8	253	16	0.0	0.0	0.0
Sunday, August 11, 2013	21:20	0:10	29	40	31	27	142	4.9	250	16	0.0	0.0	0.0
Sunday, August 11, 2013	21:30	0:10	37	50	41	28	115	4.6	253	16	0.0	0.0	0.0
Sunday, August 11, 2013	21:40	0:10	30	42	33	28	120	4.7	252	16	0.0	0.0	0.0
Sunday, August 11, 2013	21:50	0:10	28	33	29	27	130	4.7	254	16	0.0	0.0	0.0
Sunday, August 11, 2013	22:00	0:10	28	41	29	27	191	5.2	256	16	0.0	0.0	0.0
Sunday, August 11, 2013	22:10	0:10	28	36	29	28	181	5.1	254	16	0.0	0.0	0.0
Sunday, August 11, 2013	22:20	0:10	28	31	28	27	185	5.1	250	16	0.0	0.0	0.0
Sunday, August 11, 2013	22:30	0:10	27	34	28	27	150	4.9	247	16	0.0	0.0	0.0
Sunday, August 11, 2013	22:40	0:10	27	36	28	27	137	4.8	243	16	0.0	0.0	0.0
Sunday, August 11, 2013	22:50	0:10	28	47	28	27	177	5.2	240	16	0.0	0.0	0.0
Sunday, August 11, 2013	23:00	0:10	28	34	28	27	159	5.1	240	16	0.0	0.0	0.0
Sunday, August 11, 2013	23:10	0:10	28	34	29	28	166	5.1	238	16	0.0	0.0	0.0
Sunday, August 11, 2013	23:20	0:10	28	38	29	28	155	5.1	242	15	0.0	0.2	0.0
Sunday, August 11, 2013	23:30	0:10	29	38	29	28	181	5.2	240	15	0.0	0.9	0.0
Sunday, August 11, 2013	23:40	0:10	28	31	28	28	183	5.2	241	15	0.0	0.0	0.0
Sunday, August 11, 2013	23:50	0:10	28	38	29	27	186	5.1	242	15	0.0	0.0	0.0
Monday, August 12, 2013	0:00	0:10	28	31	28	27	111	4.5	244	15	0.0	0.2	0.0
Monday, August 12, 2013	0:10	0:10	28	36	29	27	129	4.8	246	15	0.0	1.7	0.0
Monday, August 12, 2013	0:20	0:10	27	38	28	27	179	5.2	250	15	0.0	1.3	0.0
Monday, August 12, 2013	0:30	0:10	27	35	27	27	135	4.8	253	15	0.0	1.9	0.0
Monday, August 12, 2013	0:40	0:10	27	32	28	27	45	3.7	264	15	0.0	1.3	0.0
Monday, August 12, 2013	0:50	0:10	27	33	27	26	-2	2.5	269	15	0.0	0.2	0.0
Monday, August 12, 2013	1:00	0:10	27	35	27	26	-2	2.5	270	15	0.0	0.0	0.0
Monday, August 12, 2013	1:10	0:10	27	34	28	27	2	2.9	277	14	0.0	0.0	0.0
Monday, August 12, 2013	1:20	0:10	28	32	28	27	2	2.6	279	14	0.0	0.0	0.0
Monday, August 12, 2013	1:30	0:10	28	44	29	27	21	3.2	279	14	0.0	0.0	0.0
Monday, August 12, 2013	1:40	0:10	28	32	28	27	30	3.3	284	14	0.0	0.0	0.0
Monday, August 12, 2013	1:50	0:10	28	39	29	27	25	3.5	282	14	0.0	0.0	0.0
Monday, August 12, 2013	2:00	0:10	27	35	27	26	-5	3.0	286	14	0.0	0.0	0.0
Monday, August 12, 2013	2:10	0:10	26	32	27	26	-4	3.2	294	14	0.0	0.0	0.0
Monday, August 12, 2013	2:20	0:10	26	36	27	26	-4	3.6	303	14	0.0	0.0	0.0
Monday, August 12, 2013	2:30	0:10	26	30	27	26	-4	3.9	304	14	0.0	0.0	0.0
Monday, August 12, 2013	2:40	0:10	27	39	27	26	-4	3.6	316	14	0.0	0.0	0.0
Monday, August 12, 2013	2:50	0:10	31	48	32	27	-4	3.3	330	14	0.0	0.0	0.0
Monday, August 12, 2013	3:00	0:10	27	30	27	26	-6	2.9	328	14	0.0	0.0	0.0
Monday, August 12, 2013	3:10	0:10	27	38	28	27	-5	2.6	340	14	0.0	0.0	0.0
Monday, August 12, 2013	3:20	0:10	26	34	26	25	-4	2.1	333	14	0.0	0.0	0.0
Monday, August 12, 2013	3:30	0:10	26	30	27	26	-5	2.5	330	14	0.0	0.0	0.0
Monday, August 12, 2013	3:40	0:10	26	31	26	25	-5	2.6	326	14	0.0	0.0	0.0
Monday, August 12, 2013	3:50	0:10	26	32	27	26	-6	2.6	327	14	0.0	0.0	0.0

Table A-3: Location 1 Summer Compliance Evaluation

Date	Time	Duration	Leq	Lmax	L(10)	L(90)	WT N6	WT N6	Onsite Met	Onsite Met	Loc. 6	Loc. 6	Loc. 6
	Start Time	(min)	(dBA)	(dBA)	(dBA)	(dBA)	Output (kW)	HH WS (m/s)	WD @ 75m (degrees)	Temp. (°C)	Avg. WS @ 2m (m/s)	Gust WS @ 2m (m/s)	Precip. (mm)
Monday, August 12, 2013	4:00	0:10	28	39	28	26	-4	2.4	327	13	0.0	0.0	0.0
Monday, August 12, 2013	4:10	0:10	26	30	27	26	0	2.9	317	13	0.0	0.0	0.0
Monday, August 12, 2013	4:20	0:10	26	35	26	25	17	3.3	297	13	0.0	0.0	0.0
Monday, August 12, 2013	4:30	0:10	27	36	27	26	18	3.4	292	13	0.0	0.0	0.0
Monday, August 12, 2013	4:40	0:10	28	38	29	27	-6	2.5	297	13	0.0	0.0	0.0
Monday, August 12, 2013	4:50	0:10	28	38	29	27	12	3.2	293	13	0.0	0.0	0.0
Monday, August 12, 2013	5:00	0:10	33	51	35	26	10	3.0	276	13	0.0	0.0	0.0
Monday, August 12, 2013	5:10	0:10	38	53	43	27	43	3.7	272	13	0.0	1.3	0.0
Monday, August 12, 2013	5:20	0:10	34	53	38	27	7	3.0	275	13	0.0	0.0	0.0
Monday, August 12, 2013	5:30	0:10	29	42	31	27	-3	2.8	285	13	0.0	0.0	0.0
Monday, August 12, 2013	5:40	0:10	32	54	33	28	-4	2.9	292	12	0.0	0.0	0.0
Monday, August 12, 2013	5:50	0:10	30	39	31	28	0	2.9	294	12	0.0	0.0	0.0
Monday, August 12, 2013	6:00	0:10	31	41	33	28	-7	2.7	289	12	0.0	0.0	0.0
Monday, August 12, 2013	6:10	0:10	30	40	32	28	-6	2.3	291	12	0.0	0.0	0.0
Monday, August 12, 2013	6:20	0:10	31	41	34	28	-4	2.3	289	13	0.0	0.0	0.0
Monday, August 12, 2013	6:30	0:10	30	39	32	28	-4	1.9	303	14	0.0	0.0	0.0
Monday, August 12, 2013	6:40	0:10	32	45	35	28	-5	2.5	299	13	0.0	0.0	0.0
Monday, August 12, 2013	6:50	0:10	31	44	34	28	-5	2.6	302	13	0.0	0.0	0.0
Monday, August 12, 2013	7:00	0:10	31	41	34	27	-5	2.5	307	13	0.0	0.0	0.0
Monday, August 12, 2013	7:10	0:10	30	42	32	28	-5	1.8	304	14	0.0	0.0	0.0
Monday, August 12, 2013	7:20	0:10	34	45	37	29	0	1.8	312	14	0.0	0.0	0.0
Monday, August 12, 2013	7:30	0:10	30	40	32	28	0	1.8	315	16	0.0	0.0	0.0
Monday, August 12, 2013	7:40	0:10	30	39	32	28	0	2.4	314	17	0.0	0.0	0.0
Monday, August 12, 2013	7:50	0:10	30	42	33	27	-1	2.6	315	17	0.0	0.0	0.0
Monday, August 12, 2013	8:00	0:10	32	44	35	28	-5	2.4	312	16	0.0	0.0	0.0
Monday, August 12, 2013	8:10	0:10	30	47	30	28	-5	2.1	316	17	0.2	1.9	0.0
Monday, August 12, 2013	8:20	0:10	31	39	33	28	-5	1.9	317	17	0.2	1.7	0.0
Monday, August 12, 2013	8:30	0:10	29	37	32	28	-5	1.7	327	17	0.0	0.0	0.0
Monday, August 12, 2013	8:40	0:10	30	49	32	28	-5	1.7	320	18	0.0	0.0	0.0
Monday, August 12, 2013	8:50	0:10	31	39	33	27	-5	1.8	321	18	0.0	1.1	0.0
Monday, August 12, 2013	9:00	0:10	28	38	30	27	-1	1.5	315	18	0.0	0.0	0.0
Monday, August 12, 2013	9:10	0:10	28	44	30	27	-1	2.2	315	19	0.0	0.4	0.0
Monday, August 12, 2013	9:20	0:10	31	42	32	27	0	2.2	303	18	0.4	2.8	0.0
Monday, August 12, 2013	9:30	0:10	28	38	30	27	-1	2.0	302	18	0.4	1.9	0.0
Monday, August 12, 2013	9:40	0:10	29	35	31	27	0	2.5	314	18	0.4	2.8	0.0
Monday, August 12, 2013	9:50	0:10	29	42	31	28	1	3.1	313	18	0.2	4.3	0.0
Monday, August 12, 2013	10:00	0:10	29	34	30	27	15	3.3	310	19	0.7	3.5	0.0
Monday, August 12, 2013	10:10	0:10	30	45	31	28	16	3.4	302	19	0.7	3.3	0.0
Monday, August 12, 2013	10:20	0:10	32	39	33	29	33	3.6	309	19	0.7	3.9	0.0
Monday, August 12, 2013	10:30	0:10	30	37	32	28	4	3.1	319	19	0.9	3.0	0.0
Monday, August 12, 2013	10:40	0:10	31	38	33	28	8	3.1	295	19	0.9	3.3	0.0
Monday, August 12, 2013	10:50	0:10	33	45	37	28	-4	3.1	307	19	0.0	1.7	0.0
Monday, August 12, 2013	11:00	0:10	32	40	35	27	-2	2.5	283	19	0.2	3.0	0.0
Monday, August 12, 2013	11:10	0:10	30	40	33	27	-2	2.7	303	19	0.0	0.6	0.0
Monday, August 12, 2013	11:20	0:10	29	40	31	27	-5	2.1	306	20	0.6	3.0	0.0
Monday, August 12, 2013	11:30	0:10	35	49	38	29	-6	1.2	290	20	0.6	3.0	0.0
Monday, August 12, 2013	11:40	0:10	34	51	36	27	-5	1.9	304	19	0.2	2.8	0.0
Monday, August 12, 2013	11:50	0:10	30	38	34	27	-5	2.1	273	19	1.3	4.8	0.0
Monday, August 12, 2013	12:00	0:10	36	49	39	29	-4	2.4	265	20	0.0	1.5	0.0
Monday, August 12, 2013	12:10	0:10	31	40	34	28	29	3.5	293	19	0.2	1.5	0.0
Monday, August 12, 2013	12:20	0:10	32	41	34	29	29	4.0	287	20	0.0	0.0	0.0
Monday, August 12, 2013	12:30	0:10	32	41	36	28	147	4.8	297	21			
Monday, August 12, 2013	12:40	0:10	32	40	35	29	229	5.6	271	21			
Monday, August 12, 2013	12:50	0:10	39	70	36	28	241	5.6	301	20			

Table A-4: Location 2 Summer Compliance Evaluation

Date	Time	Duration	Leq	Lmax	L(10)	L(90)	WT E2	WT E2	Onsite Met	Onsite Met	Loc. 2	Loc. 2	Loc. 6	Loc. 6	Loc. 6
	Start Time	(min)	(dBA)	(dBA)	(dBA)	(dBA)	Output (kW)	HH WS (m/s)	WD @ 75m (degrees)	Temp. (°C)	Avg. WS @ 2m (m/s)	Gust WS @ 2m (m/s)	Avg. WS @ 2m (m/s)	Gust WS @ 2m (m/s)	Precip. (mm)
Thursday, July 18, 2013	15:20	0:10	53	65	57	46	123	4.7	255	28					
Thursday, July 18, 2013	15:30	0:10	50	64	53	44	83	4.2	269	27					
Thursday, July 18, 2013	15:40	0:10	46	61	48	44	-9	2.4	343	26					
Thursday, July 18, 2013	15:50	0:10	59	67	63	44	23	3.7	346	24					
Thursday, July 18, 2013	16:00	0:10	58	67	61	52	257	6.0	329	23					
Thursday, July 18, 2013	16:10	0:10	51	66	53	46	244	5.5	276	22					
Thursday, July 18, 2013	16:20	0:10	46	59	47	45	7	3.0	239	22					
Thursday, July 18, 2013	16:30	0:10	46	60	48	45	16	3.5	251	22					
Thursday, July 18, 2013	16:40	0:10	46	58	46	44	63	4.3	244	22					
Thursday, July 18, 2013	16:50	0:10	45	56	45	44	48	3.7	269	22					
Thursday, July 18, 2013	17:00	0:10	45	55	46	44	-17	2.9	285	22					
Thursday, July 18, 2013	17:10	0:10	44	54	44	44	-16	2.6	285	22					
Thursday, July 18, 2013	17:20	0:10	47	60	47	44	52	4.5	289	22					
Thursday, July 18, 2013	17:30	0:10	46	64	47	44	122	4.7	340	22					
Thursday, July 18, 2013	17:40	0:10	45	55	45	44	128	5.1	339	22					
Thursday, July 18, 2013	17:50	0:10	44	59	45	44	52	4.1	223	22					
Thursday, July 18, 2013	18:00	0:10	44	51	45	44	-12	2.0	196	22					
Thursday, July 18, 2013	18:10	0:10	45	56	45	44	-7	0.9	215	21					
Thursday, July 18, 2013	18:20	0:10	47	62	48	44	-6	2.2	254	21					
Thursday, July 18, 2013	18:30	0:10	55	64	57	49	98	4.6	260	21					
Thursday, July 18, 2013	18:40	0:10	58	66	62	53	99	4.7	270	21					
Thursday, July 18, 2013	18:50	0:10	56	66	60	52	46	4.0	290	21					
Thursday, July 18, 2013	19:00	0:10	60	69	64	53	15	3.5	292	21					
Thursday, July 18, 2013	19:10	0:10	60	69	62	56	373	6.5	275	21					
Thursday, July 18, 2013	19:20	0:10	57	68	60	54	437	6.6	274	21					
Thursday, July 18, 2013	19:30	0:10	51	65	53	49	55	4.2	268	21					
Thursday, July 18, 2013	19:40	0:10	48	62	49	47	-12	3.2	217	20					
Thursday, July 18, 2013	19:50	0:10	48	65	48	46	19	3.3	187	20					
Thursday, July 18, 2013	20:00	0:10	47	60	47	46	-10	1.8	186	20					
Thursday, July 18, 2013	20:10	0:10	46	60	47	46	-7	2.0	181	20					
Thursday, July 18, 2013	20:20	0:10	47	60	49	46	797	8.2	180	20					
Thursday, July 18, 2013	20:30	0:10	48	63	50	46	46	2.9	167	20					
Thursday, July 18, 2013	20:40	0:10	46	54	46	45	6	2.4	170	20					
Thursday, July 18, 2013	20:50	0:10	46	63	46	45	0	3.0	176	20					
Thursday, July 18, 2013	21:00	0:10	46	58	46	45	-12	2.6	183	20					
Thursday, July 18, 2013	21:10	0:10	46	63	46	45	-6	2.0	197	20					
Thursday, July 18, 2013	21:20	0:10	46	50	46	45	-5	1.0	188	20					
Thursday, July 18, 2013	21:30	0:10	46	66	46	45	-5	2.8	191	20					
Thursday, July 18, 2013	21:40	0:10	46	57	46	45	-9	2.0	196	20					
Thursday, July 18, 2013	21:50	0:10	46	55	46	45	-3	0.6	193	20					
Thursday, July 18, 2013	22:00	0:10	46	55	46	45	-2	1.0	189	20					
Thursday, July 18, 2013	22:10	0:10	46	54	46	45	-1	2.2	198	20					
Thursday, July 18, 2013	22:20	0:10	46	64	46	45	-1	1.8	200	20					
Thursday, July 18, 2013	22:30	0:10	46	51	46	45	-2	1.9	209	20					
Thursday, July 18, 2013	22:40	0:10	46	55	46	45	-1	1.8	212	20					
Thursday, July 18, 2013	22:50	0:10	46	52	46	46	-4	3.1	206	20					
Thursday, July 18, 2013	23:00	0:10	46	54	46	46	-9	2.0	211	20					
Thursday, July 18, 2013	23:10	0:10	46	59	46	46	-7	2.1	223	19					
Thursday, July 18, 2013	23:20	0:10	46	62	46	46	-5	2.1	228	19					
Thursday, July 18, 2013	23:30	0:10	46	58	46	46	-5	1.7	243	19					
Thursday, July 18, 2013	23:40	0:10	46	53	46	46	-5	1.1	254	19					
Thursday, July 18, 2013	23:50	0:10	46	52	46	46	-5	1.3	251	19					
Friday, July 19, 2013	0:00	0:10	46	55	46	46	-1	1.3	259	19					
Friday, July 19, 2013	0:10	0:10	46	51	46	46	-1	0.9	252	19					
Friday, July 19, 2013	0:20	0:10	46	58	46	46	-1	1.7	251	19					
Friday, July 19, 2013	0:30	0:10	46	59	46	46	-2	2.1	253	20					
Friday, July 19, 2013	0:40	0:10	46	49	46	46	21	3.7	250	20					
Friday, July 19, 2013	0:50	0:10	46	51	46	46	-5	2.6	250	20					
Friday, July 19, 2013	1:00	0:10	46	49	46	46	-10	1.8	248	20					
Friday, July 19, 2013	1:10	0:10	46	55	46	46	-9	2.0	248	20					
Friday, July 19, 2013	1:20	0:10	46	49	46	46	-5	2.6	245	20					
Friday, July 19, 2013	1:30	0:10	46	49	46	46	-10	2.2	248	20					
Friday, July 19, 2013	1:40	0:10	46	56	46	46	-8	2.4	247	20					
Friday, July 19, 2013	1:50	0:10	46	50	46	46	-5	1.9	242	20					
Friday, July 19, 2013	2:00	0:10	46	51	46	46	-5	1.9	249	21					
Friday, July 19, 2013	2:10	0:10	46	60	47	46	-5	1.4	250	21					
Friday, July 19, 2013	2:20	0:10	46	55	46	46	11	3.4	229	21					
Friday, July 19, 2013	2:30	0:10	46	53	46	46	-12	2.6	238	21					
Friday, July 19, 2013	2:40	0:10	46	50	46	46	-11	2.8	241	21					
Friday, July 19, 2013	2:50	0:10	46	54	46	46	-9	2.8	238	21					
Friday, July 19, 2013	3:00	0:10	46	57	46	46	33	3.9	235	21					
Friday, July 19, 2013	3:10	0:10	46	50	46	46	80	4.4	234	21					
Friday, July 19, 2013	3:20	0:10	46	52	46	46	200	5.3	232	21					
Friday, July 19, 2013	3:30	0:10	46	48	46	46	92	4.4	229	21					
Friday, July 19, 2013	3:40	0:10	46	48	46	46	107	4.1	228	21					
Friday, July 19, 2013	3:50	0:10	46	60	46	46	21	3.5	231	21					
Friday, July 19, 2013	4:00	0:10	46	54	46	46	13	3.5	238	21					
Friday, July 19, 2013	4:10	0:10	46	52	46	46	7	3.4	240	21					
Friday, July 19, 2013	4:20	0:10	46	51	46	46	63	4.3	244	21					
Friday, July 19, 2013	4:30	0:10	46	54	47	46	47	4.0	235	21					
Friday, July 19, 2013	4:40	0:10	49	66	48	46	62	4.3	239	21					
Friday, July 19, 2013	4:50	0:10	48	64	48	46	182	5.5	235	21					
Friday, July 19, 2013	5:00	0:10	47	54	48	46	72	4.1	231	21					
Friday, July 19, 2013	5:10	0:10	47	52	48	46	15	3.7	232	21					
Friday, July 19, 2013	5:20	0:10	47	52	48	46	1	3.0	234	21					
Friday, July 19, 2013	5:30	0:10	47	53	48	46	-12	2.6	237	21					
Friday, July 19, 2013	5:40	0:10	47	55	49	46	55	4.2	236	21					
Friday, July 19, 2013	5:50	0:10	47	60	49	46	19	3.5	236	21					
Friday, July 19, 2013	6:00	0:10	57	65	61	46	34	3.8	241	21					
Friday, July 19, 2013	6:10	0:10	49	63	49	46	287	6.0	239	21					
Friday, July 19, 2013	6:20	0:10	47	58	48	46	490	7.0	237	21					
Friday, July 19, 2013	6:30	0:10	49	67	50	46	558	7.2	239	21					
Friday, July 19, 2013	6:40	0:10	47	55	48	46	504	7.1	241	21					
Friday, July 19, 2013	6:50	0:10	46	50	47	46	569	7.5	239	22					
Friday, July 19, 2013	7:00	0:10	46	52	46	46	395	6.7	239	22					
Friday, July 19, 2013	7:10	0:10	46	52	46	45	301	6.2	241	22					

Table A-4: Location 2 Summer Compliance Evaluation

Date	Time	Duration	Leq	Lmax	L(10)	L(90)	WT E2	WT E2	Onsite Met	Onsite Met	Loc. 2	Loc. 2	Loc. 6	Loc. 6	Loc. 6
	Start Time	(min)	(dBA)	(dBA)	(dBA)	(dBA)	Output (kW)	HH WS (m/s)	WD @ 75m (degrees)	Temp. (°C)	Avg. WS @ 2m (m/s)	Gust WS @ 2m (m/s)	Avg. WS @ 2m (m/s)	Gust WS @ 2m (m/s)	Precip. (mm)
Friday, July 19, 2013	7:20	0:10	51	68	52	46	615	7.7	241	22					
Friday, July 19, 2013	7:30	0:10	46	55	46	45	782	8.1	238	22					
Friday, July 19, 2013	7:40	0:10	54	73	56	45	792	8.1	237	22					
Friday, July 19, 2013	7:50	0:10	55	69	59	47	910	8.6	240	23					
Friday, July 19, 2013	8:00	0:10	59	74	62	46	744	7.8	238	23					
Friday, July 19, 2013	8:10	0:10	47	58	47	46	472	6.8	236	23					
Friday, July 19, 2013	8:20	0:10	53	71	56	45	485	7.1	235	23					
Friday, July 19, 2013	8:30	0:10	46	58	46	45	327	6.1	234	23					
Friday, July 19, 2013	8:40	0:10	46	67	47	45	309	5.9	235	23					
Friday, July 19, 2013	8:50	0:10	53	73	51	45	197	5.5	234	23					
Friday, July 19, 2013	9:00	0:10	46	51	46	45	408	6.7	233	24	0.6	1.7			
Friday, July 19, 2013	9:10	0:10	45	52	46	45	452	7.0	228	23	0.7	1.9			
Friday, July 19, 2013	9:20	0:10	46	64	46	45	437	6.7	231	23	0.6	1.3			
Friday, July 19, 2013	9:30	0:10	46	56	47	45	878	8.3	238	23	0.2	1.1			
Friday, July 19, 2013	9:40	0:10	46	58	48	45	936	9.0	234	23	0.6	1.3			
Friday, July 19, 2013	9:50	0:10	47	59	48	46	901	8.4	238	23	0.2	0.7			
Friday, July 19, 2013	10:00	0:10	54	71	56	45	860	8.3	238	23	0.2	1.1			
Friday, July 19, 2013	10:10	0:10	53	68	56	46	908	8.5	239	23	0.4	0.9			
Friday, July 19, 2013	10:20	0:10	51	69	52	45	1064	8.9	236	23	0.4	1.1			
Friday, July 19, 2013	10:30	0:10	46	61	48	45	857	8.4	223	24	0.4	1.3			
Friday, July 19, 2013	10:40	0:05	49	68	51	45	557	7.2	226	24	0.4	1.9			
Friday, July 19, 2013	10:50						430	6.9	222	25	0.4	1.3			
Friday, July 19, 2013	11:00						754	8.1	220	25	0.7	2.0			
Friday, July 19, 2013	11:10	0:10	54	80	57	45	394	6.8	214	26	0.9	3.7			
Friday, July 19, 2013	11:20	0:10	47	55	49	45	426	6.5	222	26	0.9	4.4			
Friday, July 19, 2013	11:30	0:10	51	60	54	46	678	7.7	222	26	0.9	2.0			
Friday, July 19, 2013	11:40	0:10	57	71	61	48	798	8.2	229	26	1.5	4.8			
Friday, July 19, 2013	11:50	0:10	46	51	48	45	946	8.9	232	25	0.9	3.0			
Friday, July 19, 2013	12:00	0:10	57	73	61	45	1108	9.1	236	26	0.7	1.7			
Friday, July 19, 2013	12:10	0:10	58	73	61	47	1289	9.5	239	27	0.6	1.7			
Friday, July 19, 2013	12:20	0:10	55	75	58	45	1299	9.8	241	27	0.9	2.0			
Friday, July 19, 2013	12:30	0:10	54	74	53	45	1343	10.5	236	27	0.7	3.0			
Friday, July 19, 2013	12:40	0:10	47	55	48	45	1506	10.9	239	27	1.1	4.1			
Friday, July 19, 2013	12:50	0:10	46	53	48	45	1607	11.0	245	27	0.9	3.9			
Friday, July 19, 2013	13:00	0:10	52	74	54	45	1847	13.4	244	27	1.1	3.3			
Friday, July 19, 2013	13:10	0:10	56	73	60	47	1941	13.9	239	28	0.9	3.5			
Friday, July 19, 2013	13:20	0:10	54	69	58	46	1896	13.3	245	28	0.7	3.0			
Friday, July 19, 2013	13:30	0:10	48	64	50	45	1866	13.4	244	28	0.7	2.2	1.1	3.9	0.0
Friday, July 19, 2013	13:40	0:10	46	57	47	45	1777	12.4	246	28	0.9	2.6	1.5	5.4	0.0
Friday, July 19, 2013	13:50	0:10	56	77	59	45	1621	12.2	245	28	0.6	2.0	1.3	5.2	0.0
Friday, July 19, 2013	14:00	0:10	59	72	63	50	1784	12.5	243	28	0.6	1.9	1.3	5.0	0.0
Friday, July 19, 2013	14:10	0:10	58	75	62	47	1786	12.9	246	28	0.7	2.0	1.5	5.0	0.0
Friday, July 19, 2013	14:20	0:10	46	52	48	45	1731	12.5	238	28	1.1	4.8	1.3	4.8	0.0
Friday, July 19, 2013	14:30	0:10	46	51	47	45	1837	13.1	241	29	0.7	2.6	1.1	5.4	0.0
Friday, July 19, 2013	14:40	0:10	47	60	48	45	1641	12.0	244	29	0.4	1.3	1.1	4.6	0.0
Friday, July 19, 2013	14:50	0:10	46	51	47	44	1892	13.2	234	29	0.9	3.7	1.1	5.0	0.0
Friday, July 19, 2013	15:00	0:10	47	57	49	45	1774	12.7	242	29	0.9	3.7	1.9	6.9	0.0
Friday, July 19, 2013	15:10	0:10	50	64	52	45	1738	12.3	236	29	0.9	3.0	1.1	5.2	0.0
Friday, July 19, 2013	15:20	0:10	48	58	51	45	1784	13.1	243	29	1.5	3.9	1.7	6.1	0.0
Friday, July 19, 2013	15:30	0:10	49	65	52	46	1565	12.0	234	29	1.3	5.6	1.9	7.0	0.0
Friday, July 19, 2013	15:40	0:10	46	49	46	45	1479	11.3	232	29	1.5	3.9	1.5	5.4	0.0
Friday, July 19, 2013	15:50	0:10	46	53	47	45	1604	11.6	237	29	0.6	2.0	1.3	5.4	0.0
Friday, July 19, 2013	16:00	0:10	48	61	50	45	1500	11.2	238	29	0.9	5.2	0.9	5.0	0.0
Friday, July 19, 2013	16:10	0:10	50	67	52	45	1573	11.4	239	29	0.9	3.2	0.6	3.3	0.0
Friday, July 19, 2013	16:20	0:10	45	51	46	44	1369	10.7	241	29	0.9	3.0	1.1	6.5	0.0
Friday, July 19, 2013	16:30	0:10	46	58	47	44	1748	12.4	235	29	0.4	1.9	1.3	4.6	0.0
Friday, July 19, 2013	16:40	0:10	45	53	47	44	1727	12.4	234	29	0.6	1.9	1.7	5.2	0.0
Friday, July 19, 2013	16:50	0:10	46	53	47	44	1373	10.5	232	29	0.9	2.4	0.6	3.3	0.0
Friday, July 19, 2013	17:00	0:10	45	47	45	44	1588	11.5	231	29	0.6	2.2	1.3	5.7	0.0
Friday, July 19, 2013	17:10	0:10	45	50	46	44	1778	12.4	240	29	0.6	2.2	1.1	4.4	0.0
Friday, July 19, 2013	17:20	0:10	46	54	47	44	1528	11.0	240	29	0.6	1.3	0.9	5.6	0.0
Friday, July 19, 2013	17:30	0:10	45	49	46	44	1788	12.6	246	29	0.4	1.5	1.3	4.1	0.0
Friday, July 19, 2013	17:40	0:10	45	48	46	44	1289	10.2	242	28	0.2	0.7	0.6	2.8	0.0
Friday, July 19, 2013	17:50	0:10	45	53	46	44	1720	11.5	240	28	0.4	1.1	0.6	3.5	0.0
Friday, July 19, 2013	18:00	0:10	45	49	46	44	1924	12.8	241	28	0.6	2.0	0.4	3.0	0.0
Friday, July 19, 2013	18:10	0:10	45	49	46	44	1484	10.7	240	28	0.2	1.1	0.9	5.7	0.0
Friday, July 19, 2013	18:20	0:10	45	49	46	44	1293	10.3	244	28	0.4	1.3	1.3	4.6	0.0
Friday, July 19, 2013	18:30	0:10	45	50	46	44	1684	11.6	245	27	0.6	2.0	0.9	4.1	0.0
Friday, July 19, 2013	18:40	0:10	45	49	46	44	1750	12.2	238	27	0.6	2.4	0.6	3.2	0.0
Friday, July 19, 2013	18:50	0:10	45	50	46	44	1656	11.7	241	27	0.4	1.5	0.9	5.6	0.0
Friday, July 19, 2013	19:00	0:10	45	57	47	44	1918	13.4	240	27	0.4	2.8	0.9	3.5	0.0
Friday, July 19, 2013	19:10	0:10	45	64	46	44	1792	12.8	244	27	0.6	2.4	0.7	5.2	0.0
Friday, July 19, 2013	19:20	0:10	45	57	47	44	1836	13.0	243	27	0.4	1.1	0.4	3.0	0.0
Friday, July 19, 2013	19:30	0:10	45	68	46	44	1945	13.4	243	27	0.6	1.5	0.2	3.9	0.0
Friday, July 19, 2013	19:40	0:10	49	70	48	44	1907	13.1	244	27	0.4	1.3	0.4	3.2	0.0
Friday, July 19, 2013	19:50	0:10	45	64	47	44	1965	13.9	245	26	0.4	1.5	0.4	2.8	0.0
Friday, July 19, 2013	20:00	0:10	44	56	45	43	1856	12.8	242	26	0.2	1.1	0.4	3.2	0.0
Friday, July 19, 2013	20:10	0:10	45	60	46	44	1873	12.9	241	26	0.4	1.3	0.2	2.4	0.0
Friday, July 19, 2013	20:20	0:10	46	65	46	43	1727	12.2	239	26	0.6	2.4	0.2	2.2	0.0
Friday, July 19, 2013	20:30	0:10	49	75	45	43	1716	12.0	241	26	0.6	2.4	0.4	3.2	0.0
Friday, July 19, 2013	20:40	0:10	44	52	45	43	1802	12.5	242	26	0.6	1.7	0.0	0.2	0.0
Friday, July 19, 2013	20:50	0:10	44	52	46	43	1952	14.2	243	26	0.6	2.2	0.2	2.4	0.0
Friday, July 19, 2013	21:00	0:10	45	60	46	44	1920	13.2	241	26	0.6	2.8	0.0	2.2	0.0
Friday, July 19, 2013	21:10	0:10	45	63	46	43	1883	12.7	243	26	0.6	2.2	0.0	0.7	0.0
Friday, July 19, 2013	21:20	0:10	58	67	64	43	1988	15.5	259	26	0.4	1.7	1.7	6.1	0.0
Friday, July 19, 2013	21:30	0:10	60	69	66	48	1993	14.5	295	23	0.7	2.0	0.6	4.1	0.3
Friday, July 19, 2013	21:40	0:10	52	65	56	49	1851	12.3	283	21	0.6	2.0	0.2	2.0	0.0
Friday, July 19, 2013	21:50	0:10	50	64	54	46	1973	13.1	277	21	0.0	0.7	0.2	1.9	0.5
Friday, July 19, 2013	22:00	0:10	55	69	57	50	1999	14.0	287	20	0.4				

Table A-4: Location 2 Summer Compliance Evaluation

Date	Time	Duration	Leq	Lmax	L(10)	L(90)	WT E2	WT E2	Onsite Met	Onsite Met	Loc. 2	Loc. 2	Loc. 6	Loc. 6	Loc. 6
	Start Time	(min)	(dBA)	(dBA)	(dBA)	(dBA)	Output (kW)	HH WS (m/s)	WD @ 75m (degrees)	Temp. (°C)	Avg. WS @ 2m (m/s)	Gust WS @ 2m (m/s)	Avg. WS @ 2m (m/s)	Gust WS @ 2m (m/s)	Precip. (mm)
Friday, July 19, 2013	23:20	0:10	43	49	43	42	1070	9.2	278	21	0.2	0.9	0.0	0.0	0.0
Friday, July 19, 2013	23:30	0:10	43	47	43	42	1310	10.0	274	21	0.2	0.9	0.0	0.0	0.0
Friday, July 19, 2013	23:40	0:10	43	53	43	43	1340	9.9	263	22	0.0	0.0	0.0	0.0	0.0
Friday, July 19, 2013	23:50	0:10	48	68	48	43	1138	9.5	235	22	0.0	0.7	0.0	0.9	0.0
Saturday, July 20, 2013	0:00	0:10	46	62	47	43	1639	11.6	223	21	0.0	0.0	0.2	3.0	0.0
Saturday, July 20, 2013	0:10	0:10	59	84	51	43	1756	12.7	229	20	0.2	0.9	0.0	1.1	0.3
Saturday, July 20, 2013	0:20	0:10	59	78	59	52	1996	17.2	240	20	0.4	1.1	0.2	4.1	0.5
Saturday, July 20, 2013	0:30	0:10	57	78	60	46	1995	15.5	243	19	0.4	1.3	0.0	0.9	0.0
Saturday, July 20, 2013	0:40	0:10	45	59	46	44	1976	13.2	241	20	0.4	1.9	0.0	0.0	0.0
Saturday, July 20, 2013	0:50	0:10	44	57	45	43	1804	12.7	243	21	0.6	0.9	0.4	4.1	0.0
Saturday, July 20, 2013	1:00	0:10	44	60	46	43	1916	14.0	236	21	0.4	1.1	0.0	3.2	0.0
Saturday, July 20, 2013	1:10	0:10	44	58	46	43	1994	16.3	238	21	0.6	1.3	0.7	3.9	0.0
Saturday, July 20, 2013	1:20	0:10	45	56	47	44	2000	17.6	240	21	0.7	1.9	0.7	4.1	0.0
Saturday, July 20, 2013	1:30	0:10	44	54	45	43	2000	18.9	245	21	0.9	2.0	0.7	3.3	0.0
Saturday, July 20, 2013	1:40	0:10	43	49	44	43	1985	14.9	247	21	1.1	1.9	0.9	3.9	0.0
Saturday, July 20, 2013	1:50	0:10	43	44	43	42	1984	13.3	256	21	0.2	1.9	1.5	6.3	0.0
Saturday, July 20, 2013	2:00	0:10	43	44	43	42	1002	14.0	262	20	0.2	0.7	1.1	5.0	0.0
Saturday, July 20, 2013	2:10	0:10	42	44	43	42	-4	14.8	260	20	0.4	0.9	1.9	6.1	0.0
Saturday, July 20, 2013	2:20	0:10	42	46	43	42	-4	15.0	260	20	0.4	0.9	1.5	5.2	0.0
Saturday, July 20, 2013	2:30	0:10	42	44	43	42	-4	13.2	256	20	0.4	0.9	1.5	4.4	0.0
Saturday, July 20, 2013	2:40	0:10	42	45	42	42	-4	11.0	257	20	0.7	1.5	1.5	5.9	0.0
Saturday, July 20, 2013	2:50	0:10	42	46	42	42	-4	12.1	257	20	0.7	1.5	1.5	5.2	0.0
Saturday, July 20, 2013	3:00	0:10	43	44	43	42	1585	12.1	254	20	0.6	1.3	1.1	5.0	0.0
Saturday, July 20, 2013	3:10	0:10	43	43	43	42	1818	11.5	259	20	0.4	1.7	0.7	4.1	0.0
Saturday, July 20, 2013	3:20	0:10	43	44	43	42	1674	11.1	253	20	0.4	0.9	0.7	3.7	0.0
Saturday, July 20, 2013	3:30	0:10	43	45	43	42	1470	10.3	255	20	0.2	0.7	0.7	3.5	0.0
Saturday, July 20, 2013	3:40	0:10	43	44	43	42	1883	12.0	260	20	0.0	0.0	0.4	3.7	0.0
Saturday, July 20, 2013	3:50	0:10	43	43	43	42	1722	11.1	256	21	0.2	1.3	0.6	4.4	0.0
Saturday, July 20, 2013	4:00	0:10	43	45	43	42	1932	13.1	254	21	0.4	0.9	0.4	3.0	0.0
Saturday, July 20, 2013	4:10	0:10	43	50	43	42	1971	13.0	248	21	0.2	0.6	0.7	3.2	0.0
Saturday, July 20, 2013	4:20	0:10	43	47	43	42	1931	13.0	255	21	0.2	1.3	0.6	3.3	0.0
Saturday, July 20, 2013	4:30	0:10	43	48	44	42	1962	13.0	249	21	0.2	0.9	0.4	3.3	0.0
Saturday, July 20, 2013	4:40	0:10	44	52	45	43	1889	12.1	239	20	0.2	0.9	0.6	2.8	0.0
Saturday, July 20, 2013	4:50	0:10	44	52	45	43	1919	12.1	236	20	0.2	0.9	0.6	3.9	0.0
Saturday, July 20, 2013	5:00	0:10	45	57	47	43	1897	12.1	239	20	0.0	0.7	0.2	2.2	0.0
Saturday, July 20, 2013	5:10	0:10	46	59	47	44	1551	10.4	250	20	0.0	0.6	0.2	3.2	0.0
Saturday, July 20, 2013	5:20	0:10	45	50	47	44	1101	8.9	247	20	0.0	0.7	0.0	1.9	0.0
Saturday, July 20, 2013	5:30	0:10	46	50	48	44	1180	9.4	244	20	0.4	0.9	0.0	2.4	0.0
Saturday, July 20, 2013	5:40	0:10	45	51	47	44	1702	11.0	249	20	0.0	0.4	0.2	3.0	0.0
Saturday, July 20, 2013	5:50	0:10	44	50	46	43	1708	10.8	259	20	0.0	0.7	0.7	4.4	0.0
Saturday, July 20, 2013	6:00	0:10	44	64	45	43	1954	12.5	257	20	0.0	0.4	0.4	3.5	0.0
Saturday, July 20, 2013	6:10	0:10	43	48	44	43	1966	12.3	256	20	0.0	0.0	0.6	3.5	0.0
Saturday, July 20, 2013	6:20	0:10	44	50	45	43	1838	11.5	255	20	0.0	0.7	0.4	3.5	0.0
Saturday, July 20, 2013	6:30	0:10	44	49	45	43	1915	12.1	260	20	0.2	0.7	0.4	3.5	0.0
Saturday, July 20, 2013	6:40	0:10	44	53	45	43	1895	12.0	260	20	0.2	0.7	0.4	3.7	0.0
Saturday, July 20, 2013	6:50	0:10	44	54	46	43	1826	11.4	265	20	0.2	1.1	0.7	4.4	0.0
Saturday, July 20, 2013	7:00	0:10	44	63	46	43	1621	10.7	260	20	0.6	1.1	0.4	3.9	0.0
Saturday, July 20, 2013	7:10	0:10	44	60	45	43	1443	10.1	252	21	0.4	0.9	0.4	3.2	0.0
Saturday, July 20, 2013	7:20	0:10	43	50	43	43	1096	8.9	247	21	0.6	1.3	0.4	3.7	0.0
Saturday, July 20, 2013	7:30	0:10	43	54	44	43	1221	9.6	255	20	0.6	1.5	0.4	3.7	0.0
Saturday, July 20, 2013	7:40	0:10	44	49	45	43	1122	9.3	255	21	0.6	1.1	1.3	4.6	0.0
Saturday, July 20, 2013	7:50	0:10	43	49	43	43	827	8.2	243	21	0.6	1.5	0.6	3.9	0.0
Saturday, July 20, 2013	8:00	0:10	44	50	46	43	869	8.7	252	22	0.6	1.3	0.7	4.1	0.0
Saturday, July 20, 2013	8:10	0:10	44	57	45	43	954	9.0	272	22	0.7	3.2	0.6	6.1	0.0
Saturday, July 20, 2013	8:20	0:10	44	57	45	43	654	7.8	281	22	0.7	3.3	0.9	4.8	0.0
Saturday, July 20, 2013	8:30	0:10	44	54	46	43	834	8.4	272	23	0.6	1.7	0.6	6.3	0.0
Saturday, July 20, 2013	8:40	0:10	44	55	46	42	405	6.5	274	23	0.6	1.9	0.6	4.4	0.0
Saturday, July 20, 2013	8:50	0:10	43	57	44	42	236	5.8	270	23	0.7	2.2	0.6	3.5	0.0
Saturday, July 20, 2013	9:00	0:10	51	66	49	42	381	6.7	270	23	0.6	2.0	0.6	3.9	0.0
Saturday, July 20, 2013	9:10	0:10	43	50	44	42	835	8.3	255	23	0.4	1.1	0.4	3.5	0.0
Saturday, July 20, 2013	9:20	0:10	43	49	44	42	795	8.3	242	22	0.2	0.7	0.4	2.8	0.0
Saturday, July 20, 2013	9:30	0:10	43	53	44	42	1292	9.9	266	22	0.2	0.9	0.9	4.4	0.0
Saturday, July 20, 2013	9:40	0:10	44	52	45	42	1374	10.2	272	22	0.2	1.5	0.7	4.3	0.0
Saturday, July 20, 2013	9:50	0:10	48	71	46	43	1565	10.8	269	22	0.6	2.4	1.1	4.3	0.0
Saturday, July 20, 2013	10:00	0:10	46	57	48	43	1479	10.6	267	23	0.7	1.9	1.1	4.8	0.0
Saturday, July 20, 2013	10:10	0:10	46	63	48	43	1735	12.2	270	24	0.9	2.8	0.9	4.6	0.0
Saturday, July 20, 2013	10:20	0:10	46	63	48	43	1959	13.1	270	23	0.7	2.0	1.5	4.3	0.0
Saturday, July 20, 2013	10:30	0:10	45	56	46	43	1968	13.8	276	23	0.7	2.8	0.7	4.3	0.0
Saturday, July 20, 2013	10:40	0:10	46	67	47	43	1764	11.9	279	23	0.7	2.0	1.5	5.2	0.0
Saturday, July 20, 2013	10:50	0:10	45	50	47	43	1923	12.8	276	24	0.9	3.5	0.7	4.4	0.0
Saturday, July 20, 2013	11:00	0:10	45	50	46	43	1931	13.0	270	24	0.7	2.2	1.1	4.1	0.0
Saturday, July 20, 2013	11:10	0:10	43	58	44	42	1687	12.2	273	24	0.7	3.2	1.3	3.9	0.0
Saturday, July 20, 2013	11:20	0:10	44	50	46	43	1786	12.2	269	24	0.6	2.2	1.5	5.2	0.0
Saturday, July 20, 2013	11:30	0:10	45	64	46	43	1718	11.5	266	23	0.6	2.8	1.3	5.2	0.0
Saturday, July 20, 2013	11:40	0:10	44	49	45	43	1612	11.3	265	24	0.6	2.4	1.1	3.5	0.0
Saturday, July 20, 2013	11:50	0:10	43	58	44	42	1779	12.1	272	24	0.4	1.7	1.5	4.8	0.0
Saturday, July 20, 2013	12:00	0:10	44	55	46	42	1246	10.0	253	25	0.4	1.5	1.1	4.6	0.0
Saturday, July 20, 2013	12:10	0:10	44	51	46	42	1667	11.5	245	24	0.7	1.7	0.0	0.4	0.0
Saturday, July 20, 2013	12:20	0:10	43	47	44	42	1676	12.3	244	24	0.7	2.4	2.2	5.4	0.0
Saturday, July 20, 2013	12:30	0:10	44	48	45	43	1974	14.6	243	24	0.6	1.3	1.9	4.6	0.0
Saturday, July 20, 2013	12:40	0:10	47	56	49	43	1982	13.9	241	24	0.6	1.9	1.3	4.1	0.0
Saturday, July 20, 2013	12:50	0:10	45	64	47	42	1701	12.1	232	23	0.9	2.8	1.9	5.2	0.0
Saturday, July 20, 2013	13:00	0:10	45	66	45	42	928	8.6	239	23	0.7	3.0	1.5	5.0	0.0
Saturday, July 20, 2013	13:10	0:10	44	53	45	43	1144	9.8	240	23	0.2	1.3	1.3	4.8	0.0
Saturday, July 20, 2013	13:20	0:10	44	60	46	43	1609	11.2	240	23	0.4	1.1	1.1	4.4	0.0
Saturday, July															

Table A-4: Location 2 Summer Compliance Evaluation

Date	Time	Duration	Leq	Lmax	L(10)	L(90)	WT E2	WT E2	Onsite Met	Onsite Met	Loc. 2	Loc. 2	Loc. 6	Loc. 6	Loc. 6
	Start Time	(min)	(dBA)	(dBA)	(dBA)	(dBA)	Output (kW)	HH WS (m/s)	WD @ 75m (degrees)	Temp. (°C)	Avg. WS @ 2m (m/s)	Gust WS @ 2m (m/s)	Avg. WS @ 2m (m/s)	Gust WS @ 2m (m/s)	Precip. (mm)
Saturday, July 20, 2013	15:20	0:10	45	67	45	42	1339	10.1	245	24	0.4	1.3	1.5	3.9	0.0
Saturday, July 20, 2013	15:30	0:10	46	66	46	42	1094	9.3	246	24	0.2	0.9	1.3	3.3	0.0
Saturday, July 20, 2013	15:40	0:10	52	60	56	42	1093	9.5	240	25	0.4	1.1	1.9	4.3	0.0
Saturday, July 20, 2013	15:50	0:10	47	64	51	42	1336	10.2	244	25	0.4	0.9	1.9	4.4	0.0
Saturday, July 20, 2013	16:00	0:10	44	55	46	42	1343	10.4	243	25	0.2	0.7	1.7	5.4	0.0
Saturday, July 20, 2013	16:10	0:10	47	53	49	44	1702	11.3	259	25	0.6	1.3	2.2	5.2	0.0
Saturday, July 20, 2013	16:20	0:10	64	77	69	52	1807	15.5	286	24	0.6	1.1	2.0	5.7	2.0
Saturday, July 20, 2013	16:30	0:10	57	68	61	49	1995	15.1	270	19	0.9	2.2	1.1	5.4	1.5
Saturday, July 20, 2013	16:40	0:10	46	66	47	43	1959	13.0	268	19	0.6	1.5	0.6	3.5	0.0
Saturday, July 20, 2013	16:50	0:10	44	64	44	43	1996	15.1	281	19	0.4	1.3	0.9	5.2	0.0
Saturday, July 20, 2013	17:00	0:10	44	54	46	43	1992	15.5	276	19	0.2	0.7	0.0	1.5	0.0
Saturday, July 20, 2013	17:10	0:10	43	58	45	42	1966	14.3	276	19	0.0	0.6	0.2	3.2	0.0
Saturday, July 20, 2013	17:20	0:10	43	56	44	43	1983	13.9	274	19	0.2	0.7	0.2	3.0	0.0
Saturday, July 20, 2013	17:30	0:10	45	63	47	43	1999	14.1	273	20	0.2	0.7	0.0	1.5	0.0
Saturday, July 20, 2013	17:40	0:10	46	62	47	43	1992	14.5	270	21	0.4	2.4	0.2	3.2	0.0
Saturday, July 20, 2013	17:50	0:10	44	50	46	43	1998	14.4	270	20	0.6	1.9	0.2	4.6	0.0
Saturday, July 20, 2013	18:00	0:10	47	69	47	42	1979	12.8	265	21	0.6	2.6	0.0	1.5	0.0
Saturday, July 20, 2013	18:10	0:10	44	51	46	43	1958	12.6	262	21	0.4	1.3	0.2	2.8	0.0
Saturday, July 20, 2013	18:20	0:10	53	64	60	42	1863	11.7	257	21	0.4	2.4	0.2	2.4	0.0
Saturday, July 20, 2013	18:30	0:10	53	66	59	42	1711	11.0	256	21	0.4	1.5	0.4	3.3	0.0
Saturday, July 20, 2013	18:40	0:10	45	66	46	42	1647	10.8	261	20	0.7	2.4	0.4	3.7	0.0
Saturday, July 20, 2013	18:50	0:10	44	57	45	42	1908	12.0	268	20	0.2	0.7	0.2	2.4	0.0
Saturday, July 20, 2013	19:00	0:10	47	60	50	43	1733	11.5	276	20	0.4	0.9	0.2	3.0	0.0
Saturday, July 20, 2013	19:10	0:10	44	54	46	42	1261	10.1	284	20	0.6	1.9	0.4	3.7	0.0
Saturday, July 20, 2013	19:20	0:10	44	67	45	42	1279	9.7	299	20	0.4	1.5	0.2	2.8	0.0
Saturday, July 20, 2013	19:30	0:10	43	54	45	42	1710	11.0	280	20	0.4	0.9	0.4	3.0	0.0
Saturday, July 20, 2013	19:40	0:10	43	52	45	42	1644	11.0	288	20	0.6	0.9	0.4	4.6	0.0
Saturday, July 20, 2013	19:50	0:10	42	48	43	42	1735	11.6	299	20	0.0	0.7	0.2	1.7	0.0
Saturday, July 20, 2013	20:00	0:10	45	63	45	42	1526	10.6	293	19	0.4	0.9	0.0	1.7	0.0
Saturday, July 20, 2013	20:10	0:10	48	69	47	42	1418	10.5	297	19	0.2	0.9	0.0	2.2	0.0
Saturday, July 20, 2013	20:20	0:10	44	62	45	42	1434	10.5	297	19	0.2	0.9	0.0	0.0	0.0
Saturday, July 20, 2013	20:30	0:10	45	65	46	42	1193	9.9	292	19	0.0	0.7	0.0	0.0	0.0
Saturday, July 20, 2013	20:40	0:10	43	55	44	42	1241	9.9	291	19	0.0	0.7	0.0	0.0	0.0
Saturday, July 20, 2013	20:50	0:10	43	57	44	42	887	8.6	295	19	0.0	0.7	0.0	2.4	0.0
Saturday, July 20, 2013	21:00	0:10	45	63	45	42	714	8.1	304	19	0.2	0.9	0.0	0.0	0.0
Saturday, July 20, 2013	21:10	0:10	42	49	42	42	662	7.9	314	19	0.0	0.6	0.0	0.0	0.0
Saturday, July 20, 2013	21:20	0:10	42	44	42	41	709	8.0	303	19	0.6	1.1	0.0	0.0	0.0
Saturday, July 20, 2013	21:30	0:10	42	47	42	41	453	7.1	300	18	0.0	0.6	0.0	0.0	0.0
Saturday, July 20, 2013	21:40	0:10	42	50	42	41	385	6.8	303	19	0.0	0.6	0.0	0.0	0.0
Saturday, July 20, 2013	21:50	0:10	42	51	42	41	351	6.6	299	18	0.0	0.4	0.0	0.0	0.0
Saturday, July 20, 2013	22:00	0:10	41	46	42	41	305	6.3	307	18	0.0	0.0	0.0	0.0	0.0
Saturday, July 20, 2013	22:10	0:10	42	50	42	41	285	6.1	302	18	0.2	0.7	0.0	0.0	0.0
Saturday, July 20, 2013	22:20	0:10	42	46	42	41	205	5.5	300	18	0.2	0.7	0.0	0.0	0.0
Saturday, July 20, 2013	22:30	0:10	41	43	42	41	138	4.9	301	18	0.0	0.0	0.0	0.0	0.0
Saturday, July 20, 2013	22:40	0:10	41	44	42	41	133	4.9	302	18	0.0	0.6	0.0	0.0	0.0
Saturday, July 20, 2013	22:50	0:10	41	46	42	41	168	5.2	295	18	0.2	0.7	0.0	0.0	0.0
Saturday, July 20, 2013	23:00	0:10	41	45	42	41	119	4.8	290	18	0.0	0.2	0.0	0.0	0.0
Saturday, July 20, 2013	23:10	0:10	41	49	42	41	82	4.6	289	17	0.0	0.0	0.0	0.0	0.0
Saturday, July 20, 2013	23:20	0:10	41	44	42	41	97	4.5	285	17	0.0	0.0	0.0	0.0	0.0
Saturday, July 20, 2013	23:30	0:10	41	44	42	41	160	5.1	285	17	0.0	0.0	0.0	0.0	0.0
Saturday, July 20, 2013	23:40	0:10	41	47	42	41	173	5.2	285	17	0.0	0.0	0.0	0.0	0.0
Saturday, July 20, 2013	23:50	0:10	41	45	42	41	177	5.2	282	17	0.0	0.0	0.0	0.0	0.0
Sunday, July 21, 2013	0:00	0:10	42	50	43	41	276	5.9	279	17	0.0	0.0	0.0	0.0	0.0
Sunday, July 21, 2013	0:10	0:10	43	43	43	42	285	6.0	277	17	0.0	0.0	0.0	0.0	0.0
Sunday, July 21, 2013	0:20	0:10	42	49	43	41	164	5.2	275	17	0.0	0.6	0.0	0.0	0.0
Sunday, July 21, 2013	0:30	0:10	41	45	42	41	164	5.3	276	17	0.0	0.2	0.0	0.0	0.0
Sunday, July 21, 2013	0:40	0:10	42	48	42	41	396	6.7	277	17	0.4	1.1	0.0	0.0	0.0
Sunday, July 21, 2013	0:50	0:10	42	43	42	41	454	6.8	282	17	0.2	0.6	0.0	0.0	0.0
Sunday, July 21, 2013	1:00	0:10	42	45	42	41	383	6.6	296	17	0.0	0.7	0.0	0.0	0.0
Sunday, July 21, 2013	1:10	0:10	41	46	42	41	341	6.4	294	17	0.4	1.5	0.0	0.0	0.0
Sunday, July 21, 2013	1:20	0:10	41	46	42	41	145	5.0	282	17	0.2	0.7	0.0	0.0	0.0
Sunday, July 21, 2013	1:30	0:10	41	43	42	41	26	3.7	288	17	0.0	0.4	0.0	0.0	0.0
Sunday, July 21, 2013	1:40	0:10	41	44	42	41	36	4.0	311	17	0.6	1.3	0.0	0.0	0.0
Sunday, July 21, 2013	1:50	0:10	41	43	42	41	31	3.8	320	16	0.0	0.4	0.0	0.0	0.0
Sunday, July 21, 2013	2:00	0:10	41	43	42	41	-4	5.0	322	16	0.2	0.6	0.0	0.0	0.0
Sunday, July 21, 2013	2:10	0:10	41	46	42	41	-4	6.6	313	16	0.0	0.6	0.0	0.0	0.0
Sunday, July 21, 2013	2:20	0:10	41	46	42	41	-4	6.8	311	16	0.0	0.0	0.0	0.0	0.0
Sunday, July 21, 2013	2:30	0:10	41	43	42	41	-4	6.1	319	16	0.0	0.0	0.0	0.0	0.0
Sunday, July 21, 2013	2:40	0:10	42	44	42	41	-4	5.9	320	16	0.0	0.0	0.0	0.0	0.0
Sunday, July 21, 2013	2:50	0:10	42	43	42	41	-4	6.9	319	16	0.0	0.0	0.0	0.0	0.0
Sunday, July 21, 2013	3:00	0:10	42	44	42	41	153	5.7	317	16	0.2	0.7	0.0	0.0	0.0
Sunday, July 21, 2013	3:10	0:10	42	43	42	41	198	5.4	323	16	0.0	0.2	0.0	0.0	0.0
Sunday, July 21, 2013	3:20	0:10	41	42	42	41	256	5.8	322	16	0.0	0.4	0.0	0.0	0.0
Sunday, July 21, 2013	3:30	0:10	42	52	42	41	188	5.4	324	16	0.0	0.4	0.0	0.0	0.0
Sunday, July 21, 2013	3:40	0:10	42	42	42	41	121	4.5	331	15	0.2	0.9	0.0	0.0	0.0
Sunday, July 21, 2013	3:50	0:10	41	42	42	41	10	3.1	336	16	0.0	0.0	0.0	0.0	0.0
Sunday, July 21, 2013	4:00	0:10	42	42	42	41	6	2.9	340	15	0.0	0.0	0.0	0.0	0.0
Sunday, July 21, 2013	4:10	0:10	42	43	42	41	7	2.9	348	15	0.2	0.9	0.0	0.0	0.0
Sunday, July 21, 2013	4:20	0:10	42	48	43	41	54	4.1	346	16	0.0	0.2	0.0	0.0	0.0
Sunday, July 21, 2013	4:30	0:10	44	51	45	42	121	4.8	340	16	0.2	1.1	0.0	0.0	0.0
Sunday, July 21, 2013	4:40	0:10	44	52	46	42	108	4.6	332	16	0.0	0.6	0.0	0.0	0.0
Sunday, July 21, 2013	4:50	0:10	44	56	46	42	256	5.9	320	16	0.0	0.0	0.0	0.0	0.0
Sunday, July 21, 2013	5:00	0:10	44	49	46	42	236	5.6	322	15	0.4	0.9	0.0	0.0	0.0
Sunday, July 21, 2013	5:10	0:10	44	50	46	43	174	5.3	323	15	0.2	0.9	0.0	0.0	0.0
Sunday, July 21, 2013	5:20	0:10	44	52	46	43	188	5.4	319	15	0.4	0.7	0.0	0.0	0.0
Sunday, July 21, 2013	5:30	0:10	44	57	46	42									

Table A-4: Location 2 Summer Compliance Evaluation

Date	Time	Duration	Leq	Lmax	L(10)	L(90)	WT E2	WT E2	Onsite Met	Onsite Met	Loc. 2	Loc. 2	Loc. 6	Loc. 6	Loc. 6
	Start Time	(min)	(dBA)	(dBA)	(dBA)	(dBA)	Output (kW)	HH WS (m/s)	WD @ 75m (degrees)	Temp. (°C)	Avg. WS @ 2m (m/s)	Gust WS @ 2m (m/s)	Avg. WS @ 2m (m/s)	Gust WS @ 2m (m/s)	Precip. (mm)
Sunday, July 21, 2013	7:20	0:10	43	50	45	42	91	4.2	324	17	0.2	0.7	0.0	0.0	0.0
Sunday, July 21, 2013	7:30	0:10	42	48	44	41	45	3.7	335	17	0.6	1.3	0.0	0.0	0.0
Sunday, July 21, 2013	7:40	0:10	42	50	44	41	0	2.8	333	17	0.4	1.1	0.0	0.0	0.0
Sunday, July 21, 2013	7:50	0:10	42	52	43	41	13	3.0	322	18	0.6	1.1	0.0	0.0	0.0
Sunday, July 21, 2013	8:00	0:10	43	62	45	41	27	3.5	329	18	0.4	1.3	0.0	0.0	0.0
Sunday, July 21, 2013	8:10	0:10	42	51	43	41	0	2.7	310	18	0.2	0.7	0.0	0.0	0.0
Sunday, July 21, 2013	8:20	0:10	44	66	45	41	-6	2.1	298	18	0.0	0.6	0.0	0.0	0.0
Sunday, July 21, 2013	8:30	0:10	44	54	47	41	5	3.0	295	19	0.4	1.3	0.0	0.7	0.0
Sunday, July 21, 2013	8:40	0:10	45	53	47	42	51	3.8	294	19	0.4	1.3	0.0	0.0	0.0
Sunday, July 21, 2013	8:50	0:10	47	52	49	44	33	3.4	319	19	0.2	1.5	0.0	1.3	0.0
Sunday, July 21, 2013	9:00	0:10	46	53	49	41	5	3.1	315	19	0.4	1.3	0.0	0.0	0.0
Sunday, July 21, 2013	9:10	0:10	43	49	45	41	-2	2.7	303	19	0.4	0.9	0.0	0.0	0.0
Sunday, July 21, 2013	9:20	0:10	43	54	44	41	21	3.4	265	19	0.4	1.9	0.0	0.0	0.0
Sunday, July 21, 2013	9:30	0:10	44	56	46	41	31	3.6	272	19	0.6	1.5	0.0	0.0	0.0
Sunday, July 21, 2013	9:40	0:10	42	54	44	41	16	3.3	275	20	0.6	1.3	0.0	0.0	0.0
Sunday, July 21, 2013	9:50	0:10	53	60	56	45	10	3.3	302	20	0.4	1.5	0.0	0.0	0.0
Sunday, July 21, 2013	10:00	0:10	53	61	57	42	30	3.6	316	21	0.6	2.6	0.0	0.2	0.0
Sunday, July 21, 2013	10:10	0:10	42	48	44	41	-5	2.6	307	20	0.6	1.9	0.0	0.0	0.0
Sunday, July 21, 2013	10:20	0:10	43	53	45	41	14	3.3	304	20	0.4	1.1	0.0	1.9	0.0
Sunday, July 21, 2013	10:30	0:10	44	59	46	42	24	3.4	305	20	0.4	0.9	0.0	0.0	0.0
Sunday, July 21, 2013	10:40	0:10	43	53	45	42	26	3.6	306	20	0.4	0.9	0.0	0.9	0.0
Sunday, July 21, 2013	10:50	0:10	47	64	51	42	78	4.3	301	20	0.6	1.3	0.0	0.7	0.0
Sunday, July 21, 2013	11:00	0:10	49	74	51	44	80	4.2	300	20	0.4	0.9	0.0	0.0	0.0
Sunday, July 21, 2013	11:10	0:10	54	78	57	47	87	4.3	294	20	0.6	1.3	0.0	1.7	0.0
Sunday, July 21, 2013	11:20	0:10	50	69	51	44	107	4.7	300	21	0.6	1.3	0.0	0.0	0.0
Sunday, July 21, 2013	11:30	0:10	60	77	66	42	115	4.6	301	21	0.6	1.1	0.0	0.4	0.0
Sunday, July 21, 2013	11:40	0:10	61	82	65	42	92	4.6	308	21	0.6	1.5	0.0	0.6	0.0
Sunday, July 21, 2013	11:50	0:10	45	63	46	42	150	5.2	305	21	0.4	2.8	0.0	0.7	0.0
Sunday, July 21, 2013	12:00	0:10	53	76	56	42	121	5.1	286	21	0.6	1.5	0.0	0.9	0.0
Sunday, July 21, 2013	12:10	0:10	52	71	52	42	115	4.6	305	21	0.4	1.1	0.0	0.2	0.0
Sunday, July 21, 2013	12:20	0:10	48	73	45	42	96	4.5	298	21	0.6	1.5	0.0	0.4	0.0
Sunday, July 21, 2013	12:30	0:10	52	75	45	42	91	4.5	292	21	0.4	1.1	0.2	2.8	0.0
Sunday, July 21, 2013	12:40	0:10	45	67	46	42	97	4.4	302	22	0.6	1.3	0.4	2.0	0.0
Sunday, July 21, 2013	12:50	0:10	46	69	47	41	69	4.4	314	21	0.7	2.2	0.2	2.4	0.0
Sunday, July 21, 2013	13:00	0:10	52	78	49	42	62	4.7	300	21	0.2	1.3	0.0	1.7	0.0
Sunday, July 21, 2013	13:10	0:10	46	65	48	42	108	4.5	294	21	0.6	1.7	0.4	2.2	0.0
Sunday, July 21, 2013	13:20	0:10	47	74	47	42	122	4.6	343	21	0.6	1.3	0.4	2.2	0.0
Sunday, July 21, 2013	13:30	0:10	51	63	55	45	79	4.4	339	21	0.7	1.9	0.4	1.9	0.0
Sunday, July 21, 2013	13:40	0:10	52	68	55	42	107	4.3	339	21	0.6	1.5	0.2	2.0	0.0
Sunday, July 21, 2013	13:50	0:10	52	61	56	42	50	3.7	323	21	0.4	1.1	0.0	2.0	0.0
Sunday, July 21, 2013	14:00	0:10	48	61	50	42	-5	4.1	315	22	0.4	0.9	0.0	0.4	0.0
Sunday, July 21, 2013	14:10	0:10	46	69	48	42	-4	4.0	316	22	0.4	1.9	0.0	0.2	0.0
Sunday, July 21, 2013	14:20	0:10	44	59	47	41	-4	2.2	299	23	0.4	2.2	0.0	0.0	0.0
Sunday, July 21, 2013	14:30	0:10	45	63	47	42	-4	3.3	312	22	0.6	1.1	0.4	2.4	0.0
Sunday, July 21, 2013	14:40	0:10	49	61	51	47	-4	2.5	284	22	0.2	0.7	0.4	2.8	0.0
Sunday, July 21, 2013	14:50	0:10	50	65	54	44	-3	3.2	289	22	0.2	0.7	0.0	1.9	0.0
Sunday, July 21, 2013	15:00	0:10	48	66	50	42	58	4.7	330	22	0.4	1.5	0.2	2.2	0.0
Sunday, July 21, 2013	15:10	0:10	50	57	52	42	48	3.7	330	22	0.2	0.9	0.0	1.1	0.0
Sunday, July 21, 2013	15:20	0:10	43	56	44	41	110	4.6	318	21	0.4	1.1	0.2	2.2	0.0
Sunday, July 21, 2013	15:30	0:10	44	61	45	41	146	5.0	318	21	0.0	0.6	0.2	1.3	0.0
Sunday, July 21, 2013	15:40	0:10	43	60	44	41	90	4.4	327	22	0.2	0.7	0.2	1.9	0.0
Sunday, July 21, 2013	15:50	0:10	43	60	44	41	33	4.3	304	22	0.4	1.3	0.0	0.9	0.0
Sunday, July 21, 2013	16:00	0:10	44	56	46	41	205	5.5	321	22	0.2	0.9	0.0	0.9	0.0
Sunday, July 21, 2013	16:10	0:10	45	57	47	41	126	4.8	329	22	0.0	0.6	0.6	3.7	0.0
Sunday, July 21, 2013	16:20	0:10	44	56	46	41	110	4.5	331	22	0.2	0.7	0.0	1.7	0.0
Sunday, July 21, 2013	16:30	0:10	44	59	46	41	62	4.0	337	22	0.2	0.9	0.0	3.3	0.0
Sunday, July 21, 2013	16:40	0:10	46	60	49	41	9	2.6	330	23	0.0	0.7	0.0	0.0	0.0
Sunday, July 21, 2013	16:50	0:10	44	56	46	41	21	3.2	326	23	0.2	0.7	0.0	0.0	0.0
Sunday, July 21, 2013	17:00	0:10	46	70	48	42	1	2.8	314	22	0.6	1.3	0.0	1.7	0.0
Sunday, July 21, 2013	17:10	0:10	47	66	49	41	30	3.4	328	22	0.2	1.3	0.0	0.0	0.0
Sunday, July 21, 2013	17:20	0:10	42	63	43	41	35	3.4	312	22	0.6	1.3	0.0	0.4	0.0
Sunday, July 21, 2013	17:30	0:10	42	57	42	41	-4	2.4	329	22	0.4	0.7	0.0	0.0	0.0
Sunday, July 21, 2013	17:40	0:10	42	51	45	41	35	3.7	322	22	0.4	0.9	0.0	0.0	0.0
Sunday, July 21, 2013	17:50	0:10	44	54	46	41	30	3.5	326	22	0.6	1.3	0.0	0.0	0.0
Sunday, July 21, 2013	18:00	0:10	43	63	45	41	31	3.5	308	22	0.6	0.9	0.0	0.0	0.0
Sunday, July 21, 2013	18:10	0:10	42	55	44	41	-1	2.8	316	21	0.4	0.9	0.0	0.0	0.0
Sunday, July 21, 2013	18:20	0:10	44	69	44	41	26	3.3	311	21	0.4	0.7	0.0	0.0	0.0
Sunday, July 21, 2013	18:30	0:10	42	56	42	41	45	3.7	310	21	0.4	0.9	0.0	0.0	0.0
Sunday, July 21, 2013	18:40	0:10	46	66	46	41	16	3.2	326	21	0.4	0.7	0.0	0.6	0.0
Sunday, July 21, 2013	18:50	0:10	45	58	47	42	40	3.6	315	21	0.4	0.7	0.0	1.1	0.0
Sunday, July 21, 2013	19:00	0:10	43	60	45	41	36	3.6	320	21	0.4	0.7	0.0	0.2	0.0
Sunday, July 21, 2013	19:10	0:10	43	58	44	41	50	3.9	321	20	0.4	1.1	0.0	0.0	0.0
Sunday, July 21, 2013	19:20	0:10	44	59	46	41	55	3.8	314	20	0.4	0.7	0.0	0.0	0.0
Sunday, July 21, 2013	19:30	0:10	43	61	44	41	49	3.7	309	19	0.6	0.9	0.0	0.0	0.0
Sunday, July 21, 2013	19:40	0:10	42	57	43	41	58	3.9	319	19	0.6	0.9	0.0	0.0	0.0
Sunday, July 21, 2013	19:50	0:10	43	57	44	41	59	3.9	320	19	0.4	0.7	0.0	0.0	0.0
Sunday, July 21, 2013	20:00	0:10	49	70	47	41	38	3.6	320	19	0.2	0.7	0.0	0.0	0.0
Sunday, July 21, 2013	20:10	0:10	42	58	43	40	14	3.2	323	18	0.2	0.6	0.0	0.0	0.0
Sunday, July 21, 2013	20:20	0:10	43	62	45	41	-6	2.5	321	18	0.6	1.1	0.0	0.0	0.0
Sunday, July 21, 2013	20:30	0:10	45	62	47	41	-5	2.0	321	18	0.2	0.7	0.0	0.0	0.0
Sunday, July 21, 2013	20:40	0:10	42	60	43	41	-4	2.0	321	17	0.4	0.7	0.0	0.0	0.0
Sunday, July 21, 2013	20:50	0:10	41	52	42	40	-4	1.8	321	17	0.4	0.9	0.0	0.0	0.0
Sunday, July 21, 2013	21:00	0:10	41	54	41	40	-4	1.6	321	18	0.6	0.9	0.0	0.0	0.0
Sunday, July 21, 2013	21:10	0:10	42	56	42	41	-4	1.9	321	17	0.0	0.6	0.0	0.0	0.0
Sunday, July 21, 2013	21:20	0:10	41	51	41	41	-2	1.0	97	17	0.0	0.0	0.0	0.0	0.0
Sunday, July 21, 2013	21:30	0:10	41	43	41	41	-1	1.2	102	17	0.0	0.0	0.0	0.0	0.0
Sunday, July 21, 2013	21:40	0:10	41	43											

Table A-4: Location 2 Summer Compliance Evaluation

Date	Time	Duration	Leq	Lmax	L(10)	L(90)	WT E2	WT E2	Onsite Met	Onsite Met	Loc. 2	Loc. 2	Loc. 6	Loc. 6	Loc. 6
	Start Time	(min)	(dBA)	(dBA)	(dBA)	(dBA)	Output (kW)	HH WS (m/s)	WD @ 75m (degrees)	Temp. (°C)	Avg. WS @ 2m (m/s)	Gust WS @ 2m (m/s)	Avg. WS @ 2m (m/s)	Gust WS @ 2m (m/s)	Precip. (mm)
Sunday, July 21, 2013	23:20	0:10	40	44	40	40	-1	3.1	123	17	0.0	0.0	0.0	0.0	0.0
Sunday, July 21, 2013	23:30	0:10	40	42	41	40	-11	2.9	127	17	0.4	1.1	0.0	0.0	0.0
Sunday, July 21, 2013	23:40	0:10	40	46	40	40	-4	2.4	112	17	0.4	1.1	0.0	0.0	0.0
Sunday, July 21, 2013	23:50	0:10	40	43	40	40	-4	2.3	114	17	0.2	0.9	0.0	0.0	0.0
Monday, July 22, 2013	0:00	0:10	40	41	40	40	-5	2.1	106	17	0.2	0.7	0.0	0.0	0.0
Monday, July 22, 2013	0:10	0:10	40	41	40	40	-4	2.5	92	17	0.2	0.6	0.0	0.0	0.0
Monday, July 22, 2013	0:20	0:10	40	41	40	40	-5	2.6	91	17	0.0	0.0	0.0	0.0	0.0
Monday, July 22, 2013	0:30	0:10	40	41	40	40	-4	1.6	98	16	0.0	0.0	0.0	0.0	0.0
Monday, July 22, 2013	0:40	0:10	40	41	40	40	-1	1.9	96	16	0.0	0.0	0.0	0.0	0.0
Monday, July 22, 2013	0:50	0:10	40	43	40	40	0	2.2	83	15	0.2	0.7	0.0	0.0	0.0
Monday, July 22, 2013	1:00	0:10	40	41	40	40	-1	2.3	95	15	0.0	0.0	0.0	0.0	0.0
Monday, July 22, 2013	1:10	0:10	40	41	40	40	0	2.2	87	15	0.2	0.7	0.0	0.0	0.0
Monday, July 22, 2013	1:20	0:10	40	49	40	40	0	1.7	83	15	0.0	0.0	0.0	0.0	0.0
Monday, July 22, 2013	1:30	0:10	40	42	40	40	-1	1.6	71	16	0.2	0.4	0.0	0.0	0.0
Monday, July 22, 2013	1:40	0:10	40	41	40	40	-1	1.6	69	16	0.0	0.6	0.0	0.0	0.0
Monday, July 22, 2013	1:50	0:10	40	43	40	40	-1	1.8	56	16	0.0	0.6	0.0	0.0	0.0
Monday, July 22, 2013	2:00	0:10	40	41	40	40	0	2.8	55	16	0.2	0.7	0.0	0.0	0.0
Monday, July 22, 2013	2:10	0:10	40	45	40	40	0	2.4	57	16	0.2	0.6	0.0	0.0	0.0
Monday, July 22, 2013	2:20	0:10	40	43	40	40	0	3.1	69	16	0.0	0.0	0.0	0.0	0.0
Monday, July 22, 2013	2:30	0:10	40	41	40	40	0	3.6	78	16	0.2	0.7	0.0	0.0	0.0
Monday, July 22, 2013	2:40	0:10	40	41	40	40	0	4.2	90	16	0.0	0.7	0.0	0.0	0.0
Monday, July 22, 2013	2:50	0:10	40	41	40	40	0	4.1	92	16	0.0	0.6	0.0	0.0	0.0
Monday, July 22, 2013	3:00	0:10	40	41	40	40	28	3.9	99	16	0.0	0.4	0.0	0.0	0.0
Monday, July 22, 2013	3:10	0:10	40	43	40	40	68	4.3	86	16	0.0	0.0	0.0	0.0	0.0
Monday, July 22, 2013	3:20	0:10	40	41	40	40	55	4.0	96	15	0.0	0.0	0.0	0.0	0.0
Monday, July 22, 2013	3:30	0:10	40	41	40	40	40	3.8	104	15	0.0	0.0	0.0	0.0	0.0
Monday, July 22, 2013	3:40	0:10	40	41	40	40	10	3.4	100	15	0.0	0.0	0.0	0.0	0.0
Monday, July 22, 2013	3:50	0:10	40	41	40	40	14	3.3	100	15	0.0	0.0	0.0	0.0	0.0
Monday, July 22, 2013	4:00	0:10	40	41	40	40	41	3.8	91	15	0.0	0.0	0.0	0.0	0.0
Monday, July 22, 2013	4:10	0:10	40	47	40	40	46	4.0	80	15	0.0	0.0	0.0	0.0	0.0
Monday, July 22, 2013	4:20	0:10	41	49	42	40	67	4.2	82	15	0.0	0.0	0.0	0.0	0.0
Monday, July 22, 2013	4:30	0:10	42	47	44	40	60	4.1	86	15	0.0	0.0	0.0	0.0	0.0
Monday, July 22, 2013	4:40	0:10	43	50	46	40	48	4.0	89	15	0.0	0.6	0.0	0.0	0.0
Monday, July 22, 2013	4:50	0:10	45	58	48	41	61	4.1	91	15	0.0	0.0	0.0	0.0	0.0
Monday, July 22, 2013	5:00	0:10	44	58	46	41	97	4.5	86	15	0.0	0.0	0.0	0.0	0.0
Monday, July 22, 2013	5:10	0:10	49	66	49	41	78	4.4	87	15	0.0	0.0	0.0	0.0	0.0
Monday, July 22, 2013	5:20	0:10	44	49	45	42	140	4.9	88	15	0.2	0.7	0.0	0.0	0.0
Monday, July 22, 2013	5:30	0:10	43	49	45	42	193	5.5	90	15	0.2	0.6	0.0	0.0	0.0
Monday, July 22, 2013	5:40	0:10	43	50	45	41	124	4.7	91	15	0.0	0.6	0.0	0.0	0.0
Monday, July 22, 2013	5:50	0:10	49	64	50	41	99	4.7	96	15	0.0	0.2	0.0	0.0	0.0
Monday, July 22, 2013	6:00	0:10	49	64	46	42	110	4.7	101	15	0.2	0.7	0.0	0.0	0.0
Monday, July 22, 2013	6:10	0:10	41	47	43	40	139	4.9	99	15	0.0	0.0	0.0	0.0	0.0
Monday, July 22, 2013	6:20	0:10	43	53	44	41	58	4.1	102	15	0.0	0.0	0.0	0.0	0.0
Monday, July 22, 2013	6:30	0:10	48	61	50	42	124	4.9	101	16	0.0	0.0	0.0	0.0	0.0
Monday, July 22, 2013	6:40	0:10	44	56	45	43	107	4.6	100	16	0.0	0.0	0.0	0.0	0.0
Monday, July 22, 2013	6:50	0:10	44	55	45	42	114	4.9	97	16	0.0	0.0	0.0	0.0	0.0
Monday, July 22, 2013	7:00	0:10	48	62	48	44	95	4.6	96	16	0.0	0.0	0.0	0.0	0.0
Monday, July 22, 2013	7:10	0:10	45	52	46	44	113	5.1	90	16	0.0	0.0	0.0	0.0	0.0
Monday, July 22, 2013	7:20	0:10	47	65	47	44	136	5.0	86	16	0.0	0.7	0.0	0.0	0.0
Monday, July 22, 2013	7:30	0:10	45	51	47	44	164	5.2	88	16	0.0	0.0	0.0	0.0	0.0
Monday, July 22, 2013	7:40	0:10	45	64	46	44	197	5.3	87	16	0.0	0.0	0.0	0.0	0.0
Monday, July 22, 2013	7:50	0:10	45	65	45	44	221	5.7	86	15	0.2	0.7	0.0	0.0	0.0
Monday, July 22, 2013	8:00	0:10	44	61	46	41	219	5.7	90	15	0.0	0.4	0.0	0.0	0.0
Monday, July 22, 2013	8:10	0:10	43	54	44	42	234	5.7	87	15	0.0	0.6	0.0	0.0	0.0
Monday, July 22, 2013	8:20	0:10	45	56	46	44	314	6.2	89	15	0.2	0.7	0.0	0.0	0.0
Monday, July 22, 2013	8:30	0:10	48	61	49	44	323	6.1	92	15	0.0	0.6	0.0	0.0	0.0
Monday, July 22, 2013	8:40	0:10	53	73	51	42	491	7.2	97	15	0.0	0.0	0.0	0.0	0.0
Monday, July 22, 2013	8:50	0:10	44	57	46	41	450	7.0	103	15	0.0	0.0	0.0	0.0	0.0
Monday, July 22, 2013	9:00	0:10	44	56	45	42	321	6.3	101	16	0.2	0.6	0.0	0.0	0.0
Monday, July 22, 2013	9:10	0:10	44	55	46	41	237	5.7	91	16	0.0	0.6	0.0	0.0	0.0
Monday, July 22, 2013	9:20	0:10	42	50	43	40	178	5.4	89	16	0.0	0.0	0.0	0.0	0.0
Monday, July 22, 2013	9:30	0:10	44	53	46	42	172	5.1	105	16	0.0	0.0	0.0	0.0	0.0
Monday, July 22, 2013	9:40	0:10	46	51	48	43	108	4.5	118	16	0.4	0.9	0.0	0.0	0.0
Monday, July 22, 2013	9:50	0:10	43	54	45	40	94	4.5	122	16	0.2	0.7	0.0	0.0	0.0
Monday, July 22, 2013	10:00	0:10	46	67	44	40	81	4.3	131	16	0.0	0.7	0.0	0.4	0.0
Monday, July 22, 2013	10:10	0:10	47	78	44	42	67	4.3	129	17	0.2	0.7	0.0	0.0	0.0
Monday, July 22, 2013	10:20	0:10	44	64	45	41	134	4.7	126	18	0.6	1.9	0.0	0.0	0.0
Monday, July 22, 2013	10:30	0:10	43	54	44	41	147	4.7	127	18	0.7	2.6	0.0	0.0	0.0
Monday, July 22, 2013	10:40	0:10	44	52	45	43	127	4.6	130	18	0.7	2.2	0.0	0.0	0.0
Monday, July 22, 2013	10:50	0:10	46	62	48	43	140	4.9	130	18	1.1	3.3	0.0	0.0	0.0
Monday, July 22, 2013	11:00	0:10	47	54	49	45	157	4.9	123	18	1.3	3.2	0.0	0.0	0.0
Monday, July 22, 2013	11:10	0:10	51	69	52	45	167	5.0	124	18	1.3	3.5	0.0	0.0	0.0
Monday, July 22, 2013	11:20	0:10	46	56	48	44	219	5.5	128	18	1.5	4.1	0.0	0.0	0.0
Monday, July 22, 2013	11:30	0:10	46	55	48	44	180	5.2	136	18	1.3	2.6	0.0	0.0	0.0
Monday, July 22, 2013	11:40	0:10	45	54	47	44	149	4.8	137	18	1.1	3.2	0.0	0.0	0.0
Monday, July 22, 2013	11:50	0:10	45	56	46	44	109	4.5	140	17	0.9	2.8	0.0	0.0	0.0
Monday, July 22, 2013	12:00	0:10	51	73	49	44	156	4.9	140	17	0.9	2.6	0.0	0.0	0.0
Monday, July 22, 2013	12:10	0:10	49	70	48	42	121	4.6	138	17	0.7	2.2	0.0	0.0	0.0
Monday, July 22, 2013	12:20	0:10	45	62	46	42	84	4.1	141	17	0.7	3.0	0.0	0.7	0.0
Monday, July 22, 2013	12:30	0:10	44	65	46	42	75	4.0	143	17	0.6	2.6	0.0	0.0	0.0
Monday, July 22, 2013	12:40	0:10	43	69	43	41	17	3.0	142	17	1.1	2.8	0.0	0.0	0.0
Monday, July 22, 2013	12:50	0:10	44	62	45	41	-9	2.7	146	17	0.6	2.0	0.0	1.3	0.0
Monday, July 22, 2013	13:00	0:10	47	70	44	41	8	3.7	134	17	0.7	2.2	0.0	0.0	0.0
Monday, July 22, 2013	13:10	0:10	47	66	47	42	6	3.0	123	18	0.7	2.0	0.0	0.0	0.0
Monday, July 22, 2013	13:20	0:10	45	59	47	42	-4	2.5	137	18	0.2	0.7	0.0	0.0	0.0
Monday, July 22, 2013	13:30	0:10	44	54	45	42	-3	2.3	141	18	0.7	2.0	0.0	0.0	0.0
Monday, July 22, 2013	13:40	0:10	43	54	44	41	101	4.5	143	18	0.6	2.0			

Table A-4: Location 2 Summer Compliance Evaluation

Date	Time	Duration	Leq	Lmax	L(10)	L(90)	WT E2	WT E2	Onsite Met	Onsite Met	Loc. 2	Loc. 2	Loc. 6	Loc. 6	Loc. 6
	Start Time	(min)	(dBA)	(dBA)	(dBA)	(dBA)	Output (kW)	HH WS (m/s)	WD @ 75m (degrees)	Temp. (°C)	Avg. WS @ 2m (m/s)	Gust WS @ 2m (m/s)	Avg. WS @ 2m (m/s)	Gust WS @ 2m (m/s)	Precip. (mm)
Monday, July 22, 2013	15:20	0:10	43	51	45	41	-6	2.8	152	18	0.6	2.0	0.0	0.0	0.0
Monday, July 22, 2013	15:30	0:10	42	48	43	41	11	3.0	138	18	0.6	1.9	0.0	0.0	0.0
Monday, July 22, 2013	15:40	0:10	44	65	45	41	1	3.0	138	19	0.6	1.7	0.0	0.0	0.0
Monday, July 22, 2013	15:50	0:10	43	54	45	41	59	4.1	116	19	0.6	1.7	0.0	0.0	0.0
Monday, July 22, 2013	16:00	0:10	47	72	45	41	49	3.9	104	19	0.6	2.2	0.0	0.0	0.0
Monday, July 22, 2013	16:10	0:10	44	53	46	42	74	4.1	108	18	0.7	2.0	0.0	0.0	0.0
Monday, July 22, 2013	16:20	0:10	47	57	50	43	117	4.6	119	18	0.7	2.6	0.0	0.0	0.0
Monday, July 22, 2013	16:30	0:10	44	61	46	42	152	4.8	122	19	1.1	2.8	0.0	0.0	0.0
Monday, July 22, 2013	16:40	0:10	45	56	47	42	206	5.3	124	18	0.9	2.8	0.0	0.0	0.0
Monday, July 22, 2013	16:50	0:10	44	52	45	42	199	5.3	133	18	1.1	2.4	0.0	0.0	0.0
Monday, July 22, 2013	17:00	0:10	46	67	48	41	180	5.2	131	18	0.7	2.8	0.0	0.0	0.0
Monday, July 22, 2013	17:10	0:10	43	56	44	41	147	4.9	126	18	0.6	1.7	0.0	0.0	0.0
Monday, July 22, 2013	17:20	0:10	44	58	45	41	109	4.4	125	18	0.7	2.2	0.0	0.0	0.0
Monday, July 22, 2013	17:30	0:10	43	55	45	41	140	4.8	124	19	0.6	1.3	0.0	0.0	0.0
Monday, July 22, 2013	17:40	0:10	43	57	45	41	157	5.0	128	19	0.2	0.9	0.0	0.0	0.0
Monday, July 22, 2013	17:50	0:10	44	59	46	41	109	4.7	113	19	0.6	1.7	0.0	0.0	0.0
Monday, July 22, 2013	18:00	0:10	45	65	45	41	88	4.3	111	19	0.9	2.4	0.0	0.0	0.0
Monday, July 22, 2013	18:10	0:10	42	47	44	41	98	4.3	106	19	0.4	1.5	0.0	0.0	0.0
Monday, July 22, 2013	18:20	0:10	46	69	44	41	67	4.1	110	19	0.4	1.9	0.0	0.0	0.0
Monday, July 22, 2013	18:30	0:10	44	63	45	41	31	4.2	97	18	0.6	1.7	0.0	0.0	0.0
Monday, July 22, 2013	18:40	0:10	42	57	43	41	61	4.0	102	18	0.0	0.7	0.0	0.0	0.0
Monday, July 22, 2013	18:50	0:10	42	50	43	41	127	4.8	104	18	0.6	1.5	0.0	0.0	0.0
Monday, July 22, 2013	19:00	0:10	42	56	43	41	117	4.7	106	18	0.4	1.1	0.0	0.0	0.0
Monday, July 22, 2013	19:10	0:10	42	50	42	41	116	4.5	106	18	1.1	2.2	0.0	0.0	0.0
Monday, July 22, 2013	19:20	0:10	42	55	42	41	129	4.7	102	18	0.6	1.7	0.0	0.0	0.0
Monday, July 22, 2013	19:30	0:10	42	50	42	41	197	5.4	105	18	0.4	1.7	0.0	0.0	0.0
Monday, July 22, 2013	19:40	0:10	41	44	42	41	200	5.6	110	18	0.6	1.7	0.0	0.0	0.0
Monday, July 22, 2013	19:50	0:10	41	51	42	41	166	5.1	111	18	0.4	1.5	0.0	0.0	0.0
Monday, July 22, 2013	20:00	0:10	42	57	42	41	119	4.6	106	18	0.4	1.5	0.0	0.0	0.0
Monday, July 22, 2013	20:10	0:10	41	53	41	41	98	4.5	107	18	0.2	0.9	0.0	0.0	0.0
Monday, July 22, 2013	20:20	0:10	43	57	44	41	138	4.9	105	18	0.0	0.4	0.0	0.0	0.0
Monday, July 22, 2013	20:30	0:10	43	57	44	41	179	5.4	106	18	0.0	0.6	0.0	0.0	0.0
Monday, July 22, 2013	20:40	0:10	41	46	41	41	149	5.0	105	18	0.0	0.7	0.0	0.0	0.0
Monday, July 22, 2013	20:50	0:10	41	47	41	41	175	5.2	103	18	0.4	1.1	0.0	0.0	0.0
Monday, July 22, 2013	21:00	0:10	41	47	42	41	137	4.8	102	18	0.2	1.1	0.0	0.0	0.0
Monday, July 22, 2013	21:10	0:10	41	51	42	41	102	4.7	106	18	0.6	1.3	0.0	0.0	0.0
Monday, July 22, 2013	21:20	0:10	41	45	41	41	107	4.7	103	18	0.4	0.9	0.0	0.0	0.0
Monday, July 22, 2013	21:30	0:10	41	43	41	41	174	5.2	99	18	0.0	0.6	0.0	0.0	0.0
Monday, July 22, 2013	21:40	0:10	41	42	41	41	166	5.2	102	18	0.2	0.7	0.0	0.0	0.0
Monday, July 22, 2013	21:50	0:10	41	43	41	41	186	5.5	108	18	0.4	1.3	0.0	0.0	0.0
Monday, July 22, 2013	22:00	0:10	41	49	41	41	188	5.3	119	18	0.2	0.9	0.0	0.0	0.0
Monday, July 22, 2013	22:10	0:10	41	44	41	41	181	5.3	120	18	0.0	0.0	0.0	0.0	0.0
Monday, July 22, 2013	22:20	0:10	41	45	41	41	329	6.4	132	18	0.2	0.9	0.0	0.0	0.0
Monday, July 22, 2013	22:30	0:10	41	42	41	41	218	5.4	136	17	0.0	0.7	0.0	0.0	0.0
Monday, July 22, 2013	22:40	0:10	41	43	42	41	299	6.1	130	17	0.4	1.5	0.0	0.0	0.0
Monday, July 22, 2013	22:50	0:10	41	45	42	41	367	6.6	131	17	0.4	1.9	0.0	0.0	0.0
Monday, July 22, 2013	23:00	0:10	42	52	42	41	266	5.8	131	17	0.6	1.7	0.0	0.0	0.0
Monday, July 22, 2013	23:10	0:10	41	43	42	41	160	5.0	131	17	0.7	2.2	0.0	0.0	0.0
Monday, July 22, 2013	23:20	0:10	43	51	44	41	174	5.1	129	17	0.6	2.0	0.0	0.0	0.0
Monday, July 22, 2013	23:30	0:10	42	50	42	41	124	4.7	130	17	0.7	2.6	0.0	0.0	0.0
Monday, July 22, 2013	23:40	0:10	41	43	41	41	123	4.8	131	17	0.6	2.4	0.0	0.0	0.0
Monday, July 22, 2013	23:50	0:10	41	44	42	41	149	4.9	134	16	0.4	1.5	0.0	0.0	0.0
Tuesday, July 23, 2013	0:00	0:10	42	47	43	41	215	5.5	127	16	0.6	1.9	0.0	0.0	0.0
Tuesday, July 23, 2013	0:10	0:10	41	44	42	41	212	5.4	127	16	0.6	2.4	0.0	0.0	0.0
Tuesday, July 23, 2013	0:20	0:10	41	42	41	41	222	5.7	122	16	0.6	1.9	0.0	0.0	0.0
Tuesday, July 23, 2013	0:30	0:10	41	42	41	41	248	5.8	123	16	0.4	1.3	0.0	0.0	0.0
Tuesday, July 23, 2013	0:40	0:10	41	46	41	41	201	5.3	119	16	0.4	1.1	0.0	0.0	0.0
Tuesday, July 23, 2013	0:50	0:10	41	43	42	41	153	5.2	108	16	0.6	1.9	0.0	0.0	0.0
Tuesday, July 23, 2013	1:00	0:10	42	52	43	41	242	5.8	102	16	0.6	1.7	0.0	0.0	0.0
Tuesday, July 23, 2013	1:10	0:10	41	45	42	41	181	5.3	103	16	0.4	1.9	0.0	0.0	0.0
Tuesday, July 23, 2013	1:20	0:10	42	46	43	41	194	5.4	110	15	0.0	1.5	0.0	0.0	0.0
Tuesday, July 23, 2013	1:30	0:10	43	52	45	41	195	5.5	109	15	0.4	1.5	0.0	0.0	0.0
Tuesday, July 23, 2013	1:40	0:10	44	55	45	42	296	6.3	104	15	0.0	0.4	0.0	0.0	0.0
Tuesday, July 23, 2013	1:50	0:10	43	55	44	41	156	6.1	100	15	0.0	0.0	0.0	0.0	0.0
Tuesday, July 23, 2013	2:00	0:10	42	55	43	41	-4	6.4	99	15	0.2	1.3	0.0	0.0	0.0
Tuesday, July 23, 2013	2:10	0:10	42	56	43	41	-4	6.5	93	15	0.4	1.5	0.0	0.0	0.0
Tuesday, July 23, 2013	2:20	0:10	42	53	43	42	-4	6.8	91	15	0.4	1.5	0.0	0.0	0.0
Tuesday, July 23, 2013	2:30	0:10	44	58	45	42	-4	7.0	98	15	0.0	0.7	0.0	0.0	0.0
Tuesday, July 23, 2013	2:40	0:10	46	58	47	44	-4	6.7	100	15	0.2	1.3	0.0	0.0	0.3
Tuesday, July 23, 2013	2:50	0:10	49	62	50	46	-2	7.1	97	15	0.2	1.1	0.0	0.0	0.0
Tuesday, July 23, 2013	3:00	0:10	49	62	52	47	395	7.3	94	15	0.0	0.4	0.0	0.0	0.0
Tuesday, July 23, 2013	3:10	0:10	54	67	55	53	455	7.2	89	15	0.0	0.0	0.0	0.0	0.3
Tuesday, July 23, 2013	3:20	0:10	53	66	55	51	469	7.4	86	15	0.0	0.0	0.0	0.0	0.3
Tuesday, July 23, 2013	3:30	0:10	58	67	59	56	440	7.2	81	14	0.0	0.4	0.0	0.0	0.0
Tuesday, July 23, 2013	3:40	0:10	56	66	57	54	352	7.0	75	14	0.0	0.0	0.0	0.0	0.3
Tuesday, July 23, 2013	3:50	0:10	57	67	58	55	377	6.8	76	14	0.2	0.6	0.0	0.0	0.3
Tuesday, July 23, 2013	4:00	0:10	56	67	57	55	323	6.2	76	15	0.0	0.0	0.0	0.0	0.3
Tuesday, July 23, 2013	4:10	0:10	57	66	57	55	255	5.8	75	15	0.0	0.0	0.0	0.0	0.3
Tuesday, July 23, 2013	4:20	0:10	57	65	58	56	195	5.6	74	15	0.0	0.6	0.0	0.0	0.5
Tuesday, July 23, 2013	4:30	0:10	59	69	60	57	202	5.9	73	15	0.0	0.4	0.0	0.0	0.3
Tuesday, July 23, 2013	4:40	0:10	59	69	59	58	293	6.5	75	15	0.0	0.0	0.0	0.0	0.5
Tuesday, July 23, 2013	4:50	0:10	59	68	60	58	215	5.7	74	15	0.0	0.0	0.0	0.0	0.3
Tuesday, July 23, 2013	5:00	0:10	56	68	58	55	183	5.6	76	15	0.0	0.4	0.0	0.0	0.0
Tuesday, July 23, 2013	5:10	0:10	53	66	55	52	178	5.3	80	15	0.0	0.0	0.0	0.0	0.0
Tuesday, July 23, 2013	5:20	0:10	55	67	56	54	203	5.5	85	15	0.0	0.0	0.0	0.0	0.3
Tuesday, July 23, 2013	5:30	0:10	58	68	58	56	91	4.5	85	15	0.0	0.0	0.0	0.0	0.3
Tuesday, July 23, 20															

Table A-4: Location 2 Summer Compliance Evaluation

Date	Time	Duration	Leq	Lmax	L(10)	L(90)	WT E2	WT E2	Onsite Met	Onsite Met	Loc. 2	Loc. 2	Loc. 6	Loc. 6	Loc. 6
	Start Time	(min)	(dBA)	(dBA)	(dBA)	(dBA)	Output (kW)	HH WS (m/s)	WD @ 75m (degrees)	Temp. (°C)	Avg. WS @ 2m (m/s)	Gust WS @ 2m (m/s)	Avg. WS @ 2m (m/s)	Gust WS @ 2m (m/s)	Precip. (mm)
Tuesday, July 23, 2013	7:20	0:10	59	67	61	56	566	7.5	86	15	0.2	1.9	0.0	0.0	0.5
Tuesday, July 23, 2013	7:30	0:10	60	69	62	56	695	8.0	82	15	0.9	2.6	0.0	0.0	0.8
Tuesday, July 23, 2013	7:40	0:10	62	67	63	61	793	8.4	85	15	1.5	3.5	0.0	0.0	0.8
Tuesday, July 23, 2013	7:50	0:10	64	70	66	61	492	7.2	85	15	1.1	2.8	0.0	0.0	3.0
Tuesday, July 23, 2013	8:00	0:10	66	71	67	64	221	5.7	82	15	0.7	2.4	0.0	0.0	4.3
Tuesday, July 23, 2013	8:10	0:10	66	71	67	64	294	6.2	84	14	0.7	1.9	0.0	0.0	1.8
Tuesday, July 23, 2013	8:20	0:10	66	73	68	65	770	8.2	86	14	1.3	3.0	0.0	0.0	1.0
Tuesday, July 23, 2013	8:30	0:10	63	70	64	61	489	6.9	85	14	0.7	3.0	0.0	0.0	1.5
Tuesday, July 23, 2013	8:40	0:10	63	70	64	62	223	5.7	76	14	0.4	1.7	0.0	0.7	1.0
Tuesday, July 23, 2013	8:50	0:10	61	69	62	59	402	6.8	76	14	0.0	0.9	0.0	0.0	0.8
Tuesday, July 23, 2013	9:00	0:10	61	69	62	59	536	7.3	83	15	0.2	0.9	0.0	0.0	1.0
Tuesday, July 23, 2013	9:10	0:10	62	70	64	59	194	5.8	84	15	0.2	1.1	0.0	1.9	0.5
Tuesday, July 23, 2013	9:20	0:10	61	68	63	57	1	3.7	90	15	0.0	0.6	0.0	2.6	0.5
Tuesday, July 23, 2013	9:30	0:10	59	69	61	56	16	4.2	94	15	0.7	1.9	0.0	0.0	0.0
Tuesday, July 23, 2013	9:40	0:10	54	68	56	52	195	5.5	87	15	0.2	1.5	0.0	0.0	0.0
Tuesday, July 23, 2013	9:50	0:10	54	69	58	51	325	6.3	83	15	0.2	1.1	0.0	0.0	0.3
Tuesday, July 23, 2013	10:00	0:10	65	72	66	62	342	6.4	100	15	0.2	1.7	0.0	0.0	0.0
Tuesday, July 23, 2013	10:10	0:10	58	69	60	56	139	5.0	93	15	0.6	1.5	0.0	0.0	2.3
Tuesday, July 23, 2013	10:20	0:10	64	69	66	60	80	4.6	91	15	0.2	0.7	0.0	0.0	0.5
Tuesday, July 23, 2013	10:30	0:10	61	73	62	59	6	3.6	84	16	0.4	1.7	0.0	0.0	0.8
Tuesday, July 23, 2013	10:40	0:10	58	67	60	55	65	4.4	85	16	0.0	0.4	0.0	0.0	0.3
Tuesday, July 23, 2013	10:50	0:10	55	65	55	54	67	4.3	83	16	0.0	0.0	0.0	0.0	0.3
Tuesday, July 23, 2013	11:00	0:10	54	65	55	53	130	5.3	82	16	0.2	0.9	0.0	0.0	0.3
Tuesday, July 23, 2013	11:10	0:10	56	71	57	54	186	5.6	85	16	0.0	0.6	0.0	0.0	0.0
Tuesday, July 23, 2013	11:20	0:10	55	64	56	54	170	5.4	90	16	0.0	0.6	0.0	0.0	0.0
Tuesday, July 23, 2013	11:30	0:10	54	65	55	54	191	5.4	88	16	0.0	0.0	0.0	0.0	0.0
Tuesday, July 23, 2013	11:40	0:10	54	60	54	54	114	4.8	86	16	0.2	1.1	0.0	0.0	0.0
Tuesday, July 23, 2013	11:50	0:10	54	62	54	54	79	4.5	85	16	0.2	1.1	0.0	0.0	0.0
Tuesday, July 23, 2013	12:00	0:10	54	65	55	54	54	4.2	85	16	0.0	0.9	0.0	0.0	0.0
Tuesday, July 23, 2013	12:10	0:10	54	61	55	54	61	4.1	83	16	0.0	0.0	0.0	0.0	0.0
Tuesday, July 23, 2013	12:20	0:10	54	68	54	54	62	4.3	86	16	0.0	0.7	0.0	0.0	0.5
Tuesday, July 23, 2013	12:30	0:10	62	69	64	54	49	4.0	74	16	0.0	0.9	0.0	0.0	0.3
Tuesday, July 23, 2013	12:40	0:10	58	67	59	56	50	4.2	82	16	0.0	0.2	0.0	0.0	0.0
Tuesday, July 23, 2013	12:50	0:10	55	68	56	55	30	3.8	75	16	0.0	0.0	0.0	0.0	0.3
Tuesday, July 23, 2013	13:00	0:10	59	67	62	56	78	4.6	76	16	0.0	0.0	0.0	0.0	1.0
Tuesday, July 23, 2013	13:10	0:10	62	69	64	58	37	4.0	80	16	0.0	0.0	0.0	0.0	0.3
Tuesday, July 23, 2013	13:20	0:10	56	68	57	55	27	3.8	82	16	0.0	0.0	0.0	0.0	0.0
Tuesday, July 23, 2013	13:30	0:10	55	66	55	54	-2	3.2	80	16	0.2	0.7	0.0	0.0	0.0
Tuesday, July 23, 2013	13:40	0:10	54	60	55	54	-10	3.0	76	16	0.2	0.9	0.0	0.0	0.0
Tuesday, July 23, 2013	13:50	0:10	54	66	54	54	-10	2.0	82	16	0.0	0.0	0.0	0.0	0.0
Tuesday, July 23, 2013	14:00	0:10	55	70	55	54	-4	1.2	239	17	0.0	0.0	0.0	0.0	0.3
Tuesday, July 23, 2013	14:10	0:10	54	63	55	54	-4	1.3	239	17	0.0	0.0	0.0	0.0	0.0
Tuesday, July 23, 2013	14:20	0:10	54	64	54	54	-4	0.9	258	17	0.0	0.0	0.0	0.0	0.0
Tuesday, July 23, 2013	14:30	0:10	55	78	54	54	-4	0.8	258	17	0.0	0.7	0.0	0.0	0.0
Tuesday, July 23, 2013	14:40	0:10	54	60	54	53	-3	0.8	258	17	0.4	1.1	0.0	0.0	0.0
Tuesday, July 23, 2013	14:50	0:10	53	61	53	53	0	1.0	267	17	0.0	0.0	0.0	0.0	0.0
Tuesday, July 23, 2013	15:00	0:10	53	56	53	53	-1	1.7	296	18	0.0	0.6	0.0	0.0	0.0
Tuesday, July 23, 2013	15:10	0:10	53	59	54	53	-1	1.2	311	18	0.2	1.1	0.0	0.0	0.0
Tuesday, July 23, 2013	15:20	0:10	53	61	53	53	0	1.6	304	18	0.2	0.7	0.0	0.0	0.0
Tuesday, July 23, 2013	15:30	0:10	53	58	53	53	0	2.1	288	18	0.0	0.0	0.0	0.0	0.0
Tuesday, July 23, 2013	15:40	0:10	53	56	53	52	-3	3.1	294	18	0.2	0.9	0.0	0.0	0.0
Tuesday, July 23, 2013	15:50	0:10	53	64	53	52	-4	2.9	303	18	0.0	0.0	0.0	0.0	0.0
Tuesday, July 23, 2013	16:00	0:10	53	60	53	52	-2	2.7	293	18	0.0	0.0	0.0	0.0	0.0
Tuesday, July 23, 2013	16:10	0:10	52	57	53	52	94	4.4	310	18	0.0	0.0	0.0	0.0	0.0
Tuesday, July 23, 2013	16:20	0:10	53	55	53	52	175	5.3	305	18	0.0	0.0	0.0	0.0	0.0
Tuesday, July 23, 2013	16:30	0:10	52	55	53	52	332	6.4	304	18	0.0	0.0	0.0	0.0	0.0
Tuesday, July 23, 2013	16:40	0:10	52	56	53	52	245	5.8	302	18	0.2	0.9	0.0	0.2	0.0
Tuesday, July 23, 2013	16:50	0:10	53	69	53	52	266	5.8	305	18	0.0	0.2	0.0	0.0	0.0
Tuesday, July 23, 2013	17:00	0:10	52	55	52	52	494	7.2	313	19	0.0	0.7	0.0	0.6	0.0
Tuesday, July 23, 2013	17:10	0:10	53	62	53	52	435	6.9	308	19	0.0	0.0	0.2	2.0	0.0
Tuesday, July 23, 2013	17:20	0:10	53	69	54	52	620	7.7	311	19	0.2	1.3	0.0	1.1	0.0
Tuesday, July 23, 2013	17:30	0:10	52	64	53	52	486	7.1	318	19	0.2	0.9	0.0	0.0	0.0
Tuesday, July 23, 2013	17:40	0:10	52	61	52	52	321	6.1	314	19	0.0	0.7	0.0	0.4	0.0
Tuesday, July 23, 2013	17:50	0:10	52	53	52	52	197	5.4	313	20	0.0	0.9	0.0	0.2	0.0
Tuesday, July 23, 2013	18:00	0:10	52	54	52	52	536	7.4	319	19	0.2	1.3	0.0	0.6	0.0
Tuesday, July 23, 2013	18:10	0:10	52	56	52	52	738	8.1	322	19	0.2	0.7	0.0	0.0	0.0
Tuesday, July 23, 2013	18:20	0:10	52	59	53	52	571	7.6	320	19	0.4	1.3	0.0	0.0	0.0
Tuesday, July 23, 2013	18:30	0:10	52	57	52	52	855	8.6	319	19	0.2	1.1	0.0	0.0	0.0
Tuesday, July 23, 2013	18:40	0:10	52	55	52	51	796	8.4	309	19	0.2	0.6	0.0	0.2	0.0
Tuesday, July 23, 2013	18:50	0:10	52	54	52	51	517	7.2	312	19	0.2	0.9	0.0	0.6	0.0
Tuesday, July 23, 2013	19:00	0:10	52	57	52	51	323	6.3	315	19	0.4	0.9	0.0	0.2	0.0
Tuesday, July 23, 2013	19:10	0:10	52	59	52	51	456	6.9	310	19	0.2	0.7	0.0	0.0	0.0
Tuesday, July 23, 2013	19:20	0:10	52	56	52	51	348	6.5	308	19	0.2	0.7	0.0	0.0	0.0
Tuesday, July 23, 2013	19:30	0:10	51	52	51	51	293	6.2	299	19	0.0	0.6	0.0	0.0	0.0
Tuesday, July 23, 2013	19:40	0:10	51	55	51	51	260	5.9	301	18	0.4	0.6	0.0	0.0	0.0
Tuesday, July 23, 2013	19:50	0:10	51	53	51	51	121	4.8	297	18	0.2	0.7	0.0	0.0	0.0
Tuesday, July 23, 2013	20:00	0:10	51	56	51	51	58	4.1	298	18	0.2	0.7	0.0	0.0	0.0
Tuesday, July 23, 2013	20:10	0:10	51	55	51	51	49	4.1	301	18	0.6	1.1	0.0	0.0	0.0
Tuesday, July 23, 2013	20:20	0:10	51	52	51	51	46	4.1	297	18	0.6	1.1	0.0	0.0	0.0
Tuesday, July 23, 2013	20:30	0:10	51	59	51	51	41	4.0	287	17	0.6	1.1	0.0	0.0	0.0
Tuesday, July 23, 2013	20:40	0:10	52	65	51	51	12	3.4	286	17	0.4	0.9	0.0	0.0	0.0
Tuesday, July 23, 2013	20:50	0:10	51	52	51	50	-3	2.8	286	17	0.0	0.0	0.0	0.0	0.0
Tuesday, July 23, 2013	21:00	0:10	51	52	51	50	-5	3.1	273	17	0.0	0.0	0.0	0.0	0.0
Tuesday, July 23, 2013	21:10	0:10	51	51	51	50	0	3.2	261	17	0.0	0.7	0.0	0.0	0.0
Tuesday, July 23, 2013	21:20	0:10	51	51	51	50	23	3.7	262	17	0.2	0.7	0.0	0.0	0.0
Tuesday, July 23, 2013	21:30	0:10	51	51	51	50	-8	3.1	270	17	0.4	0.7	0.0	0.0	0.0
Tuesday, July 23, 2013	21:40	0:10	51	5											

Table A-4: Location 2 Summer Compliance Evaluation

Date	Time	Duration	Leq	Lmax	L(10)	L(90)	WT E2	WT E2	Onsite Met	Onsite Met	Loc. 2	Loc. 2	Loc. 6	Loc. 6	Loc. 6
	Start Time	(min)	(dBA)	(dBA)	(dBA)	(dBA)	Output (kW)	HH WS (m/s)	WD @ 75m (degrees)	Temp. (°C)	Avg. WS @ 2m (m/s)	Gust WS @ 2m (m/s)	Avg. WS @ 2m (m/s)	Gust WS @ 2m (m/s)	Precip. (mm)
Tuesday, July 23, 2013	23:20	0:10	50	51	50	50	8	3.6	206	18	0.2	0.7	0.0	0.0	0.0
Tuesday, July 23, 2013	23:30	0:10	50	51	50	50	20	3.8	219	18	0.2	0.7	0.0	0.0	0.0
Tuesday, July 23, 2013	23:40	0:10	50	50	50	50	5	3.3	224	18	0.2	0.7	0.0	0.0	0.0
Tuesday, July 23, 2013	23:50	0:10	50	50	50	50	43	4.1	223	18	0.0	0.0	0.0	0.0	0.0
Wednesday, July 24, 2013	0:00	0:10	50	50	50	50	54	4.3	228	18	0.0	0.6	0.0	0.0	0.0
Wednesday, July 24, 2013	0:10	0:10	50	51	50	50	67	4.2	227	18	0.2	0.7	0.0	0.0	0.0
Wednesday, July 24, 2013	0:20	0:10	50	50	50	50	123	4.6	244	18	0.2	0.9	0.0	0.0	0.0
Wednesday, July 24, 2013	0:30	0:10	50	51	50	49	28	3.7	251	18	0.0	0.4	0.0	0.0	0.0
Wednesday, July 24, 2013	0:40	0:10	50	50	50	49	52	4.1	247	17	0.4	1.3	0.0	0.0	0.0
Wednesday, July 24, 2013	0:50	0:10	50	50	50	49	54	4.3	251	17	0.0	0.4	0.0	0.0	0.0
Wednesday, July 24, 2013	1:00	0:10	50	50	50	49	91	4.7	244	17	0.2	1.1	0.0	0.0	0.0
Wednesday, July 24, 2013	1:10	0:10	50	50	50	49	54	4.0	246	17	0.2	1.1	0.0	0.0	0.0
Wednesday, July 24, 2013	1:20	0:10	49	50	50	49	27	3.8	252	17	0.2	0.9	0.0	0.0	0.0
Wednesday, July 24, 2013	1:30	0:10	49	50	50	49	43	3.9	253	17	0.0	0.0	0.0	0.0	0.0
Wednesday, July 24, 2013	1:40	0:10	49	50	50	49	157	5.1	251	17	0.2	0.7	0.0	0.0	0.0
Wednesday, July 24, 2013	1:50	0:10	49	50	50	49	52	4.3	246	17	0.2	0.7	0.0	0.0	0.0
Wednesday, July 24, 2013	2:00	0:10	49	50	50	49	-4	3.9	249	17	0.2	0.9	0.0	0.0	0.0
Wednesday, July 24, 2013	2:10	0:10	49	50	50	49	-4	5.6	248	17	0.4	1.1	0.0	0.0	0.0
Wednesday, July 24, 2013	2:20	0:10	49	50	49	49	-4	4.9	248	17	0.2	0.7	0.0	0.0	0.0
Wednesday, July 24, 2013	2:30	0:10	49	50	49	49	-4	4.8	251	17	0.2	1.1	0.0	0.0	0.0
Wednesday, July 24, 2013	2:40	0:10	49	50	49	49	-4	4.5	255	17	0.6	1.1	0.0	0.0	0.0
Wednesday, July 24, 2013	2:50	0:10	49	50	49	49	-3	4.8	257	18	0.4	1.3	0.0	0.0	0.0
Wednesday, July 24, 2013	3:00	0:10	49	52	49	49	105	4.7	258	18	0.6	1.1	0.0	0.0	0.0
Wednesday, July 24, 2013	3:10	0:10	49	50	49	49	36	3.7	256	18	0.2	0.9	0.0	0.0	0.0
Wednesday, July 24, 2013	3:20	0:10	49	50	49	49	75	4.2	260	17	0.7	0.9	0.0	0.0	0.0
Wednesday, July 24, 2013	3:30	0:10	49	58	49	49	280	6.0	259	17	0.6	0.9	0.0	0.0	0.0
Wednesday, July 24, 2013	3:40	0:10	49	50	49	49	336	6.2	260	17	0.4	0.9	0.0	0.0	0.0
Wednesday, July 24, 2013	3:50	0:10	49	50	49	49	431	6.8	261	17	0.6	1.1	0.0	0.0	0.0
Wednesday, July 24, 2013	4:00	0:10	49	50	49	49	458	6.9	264	17	0.7	1.1	0.0	0.0	0.0
Wednesday, July 24, 2013	4:10	0:10	49	50	49	49	352	6.4	265	17	0.4	0.7	0.0	0.0	0.0
Wednesday, July 24, 2013	4:20	0:10	49	50	49	49	498	7.0	259	17	0.7	1.3	0.0	0.0	0.0
Wednesday, July 24, 2013	4:30	0:10	50	58	52	49	339	6.3	255	17	0.6	1.1	0.0	0.0	0.0
Wednesday, July 24, 2013	4:40	0:10	51	59	54	49	176	5.0	263	17	0.7	1.1	0.0	0.0	0.0
Wednesday, July 24, 2013	4:50	0:10	51	64	52	49	279	5.8	275	17	0.7	1.1	0.0	0.0	0.0
Wednesday, July 24, 2013	5:00	0:10	50	58	51	49	454	6.8	274	17	0.4	0.9	0.0	0.0	0.0
Wednesday, July 24, 2013	5:10	0:10	50	56	50	49	824	8.4	275	17	0.4	0.9	0.0	0.0	0.0
Wednesday, July 24, 2013	5:20	0:10	50	54	50	49	686	7.9	270	17	0.6	1.1	0.0	0.0	0.0
Wednesday, July 24, 2013	5:30	0:10	50	52	50	49	430	6.7	271	17	0.4	0.7	0.0	0.0	0.0
Wednesday, July 24, 2013	5:40	0:10	51	70	51	49	385	6.5	271	17	0.4	0.7	0.0	0.0	0.0
Wednesday, July 24, 2013	5:50	0:10	49	55	50	49	361	6.5	270	17	0.6	1.1	0.0	0.0	0.0
Wednesday, July 24, 2013	6:00	0:10	49	51	50	49	280	5.9	271	17	0.6	1.1	0.0	0.0	0.0
Wednesday, July 24, 2013	6:10	0:10	49	51	49	49	268	5.9	269	17	0.6	1.1	0.0	0.0	0.0
Wednesday, July 24, 2013	6:20	0:10	50	60	50	49	384	6.7	266	18	0.2	0.7	0.0	0.0	0.0
Wednesday, July 24, 2013	6:30	0:10	49	53	49	49	540	7.4	271	18	0.0	0.0	0.0	0.0	0.0
Wednesday, July 24, 2013	6:40	0:10	49	51	49	49	831	8.5	273	18	0.2	0.9	0.0	0.0	0.0
Wednesday, July 24, 2013	6:50	0:10	49	51	50	49	510	7.2	275	18	0.0	0.6	0.0	0.0	0.0
Wednesday, July 24, 2013	7:00	0:10	49	63	49	49	281	6.0	275	18	0.4	0.9	0.0	0.0	0.0
Wednesday, July 24, 2013	7:10	0:10	49	51	50	49	180	5.2	271	18	0.4	0.9	0.0	0.0	0.0
Wednesday, July 24, 2013	7:20	0:10	49	51	49	49	50	4.1	262	18	0.4	0.7	0.0	0.0	0.0
Wednesday, July 24, 2013	7:30	0:10	49	55	50	49	99	4.8	265	18	0.0	0.6	0.0	0.0	0.0
Wednesday, July 24, 2013	7:40	0:10	49	51	49	48	463	7.0	263	18	0.2	0.9	0.0	0.0	0.0
Wednesday, July 24, 2013	7:50	0:10	51	65	50	48	684	7.9	261	18	0.0	0.0	0.0	0.0	0.0
Wednesday, July 24, 2013	8:00	0:10	58	73	62	50	643	7.7	263	18	0.0	0.0	0.0	0.0	0.0
Wednesday, July 24, 2013	8:10	0:10	51	59	51	50	639	7.8	265	18	0.0	0.0	0.0	0.2	0.0
Wednesday, July 24, 2013	8:20	0:10	50	54	51	50	753	8.3	267	18	0.0	0.0	0.0	2.2	0.0
Wednesday, July 24, 2013	8:30	0:10	59	70	63	51	968	8.6	274	19	0.2	1.1	0.0	2.0	0.0
Wednesday, July 24, 2013	8:40	0:10	53	74	55	50	869	8.5	271	19	0.2	0.9	0.0	0.2	0.0
Wednesday, July 24, 2013	8:50	0:10	52	70	53	48	830	8.4	272	18	0.0	0.7	0.0	0.7	0.0
Wednesday, July 24, 2013	9:00	0:10	49	52	49	48	609	7.4	276	18	0.2	0.7	0.0	1.5	0.0
Wednesday, July 24, 2013	9:10	0:10	49	52	49	49	462	6.8	281	18	0.2	0.9	0.0	1.9	0.0
Wednesday, July 24, 2013	9:20	0:10	54	64	59	49	383	6.5	300	19	0.6	1.1	0.0	3.0	0.0
Wednesday, July 24, 2013	9:30	0:10	49	55	50	49	218	5.8	289	20	0.4	1.1	0.6	4.1	0.0
Wednesday, July 24, 2013	9:40	0:10	50	61	50	49	259	5.9	293	20	0.4	0.9	0.6	3.9	0.0
Wednesday, July 24, 2013	9:50	0:10	49	58	50	49	836	8.3	289	20	0.6	1.7	0.6	4.3	0.0
Wednesday, July 24, 2013	10:00	0:10	49	54	50	49	367	6.5	289	19	0.4	1.9	0.7	3.7	0.0
Wednesday, July 24, 2013	10:10	0:10	54	67	58	49	132	5.0	295	19	0.0	0.0	0.7	2.8	0.0
Wednesday, July 24, 2013	10:20	0:10	50	65	51	49	892	8.6	290	19	0.6	1.5	0.7	4.1	0.0
Wednesday, July 24, 2013	10:30	0:10	51	64	52	49	806	8.2	272	19	0.4	1.1	0.7	4.8	0.0
Wednesday, July 24, 2013	10:40	0:10	50	56	51	49	864	8.8	278	19	0.2	1.1	0.6	3.3	0.0
Wednesday, July 24, 2013	10:50	0:10	53	69	57	48	1243	9.7	276	19	0.2	0.9	0.7	3.9	0.0
Wednesday, July 24, 2013	11:00	0:10	49	52	50	49	1679	11.6	308	19	0.7	2.6	0.4	2.4	0.0
Wednesday, July 24, 2013	11:10	0:10	50	64	51	48	1267	9.9	312	18	0.7	3.0	0.7	4.6	0.0
Wednesday, July 24, 2013	11:20	0:10	49	55	50	48	1876	12.2	304	18	0.6	1.5	0.2	3.2	0.0
Wednesday, July 24, 2013	11:30	0:10	50	54	51	49	1380	10.3	305	17	0.4	1.3	0.9	5.2	0.0
Wednesday, July 24, 2013	11:40	0:10	54	71	55	48	1514	10.8	307	17	0.6	1.9	1.1	5.2	0.0
Wednesday, July 24, 2013	11:50	0:10	49	57	51	48	1398	10.3	303	17	0.2	1.1	0.9	5.6	0.0
Wednesday, July 24, 2013	12:00	0:10	49	60	50	48	1439	10.5	306	17	0.6	2.4	1.1	5.2	0.0
Wednesday, July 24, 2013	12:10	0:10	50	63	50	48	1472	10.9	311	16	0.4	1.3	1.1	4.3	0.0
Wednesday, July 24, 2013	12:20	0:10	49	61	50	48	1200	9.9	321	16	0.4	1.7	0.9	4.8	0.0
Wednesday, July 24, 2013	12:30	0:10	49	55	49	48	1097	9.5	317	16	0.4	0.9	0.4	3.2	0.0
Wednesday, July 24, 2013	12:40	0:10	48	54	48	48	915	8.9	319	16	0.2	0.9	0.0	0.7	0.0
Wednesday, July 24, 2013	12:50	0:10	54	70	56	48	714	8.2	318	17	0.2	1.1	0.4	3.5	0.0
Wednesday, July 24, 2013	13:00	0:10	52	65	53	48	803	8.5	324	18	0.4	1.5	0.7	5.0	0.0
Wednesday, July 24, 2013	13:10	0:10	49	56	50	48	895	8.8	321	17	0.4	1.3	0.0	1.9	0.0
Wednesday, July 24, 2013	13:20	0:10	49	65	49	48	811	8.3	323	17	0.4	1.3	0.0	2.2	0.0
Wednesday, July 24, 2013	13:30	0:10	49	54	50	48	561	7.5	318	18	0.6	2.6	0.4	3.7	0.0

Table A-4: Location 2 Summer Compliance Evaluation

Date	Time	Duration	Leq	Lmax	L(10)	L(90)	WT E2	WT E2	Onsite Met	Onsite Met	Loc. 2	Loc. 2	Loc. 6	Loc. 6	Loc. 6
	Start Time	(min)	(dBA)	(dBA)	(dBA)	(dBA)	Output (kW)	HH WS (m/s)	WD @ 75m (degrees)	Temp. (°C)	Avg. WS @ 2m (m/s)	Gust WS @ 2m (m/s)	Avg. WS @ 2m (m/s)	Gust WS @ 2m (m/s)	Precip. (mm)
Wednesday, July 24, 2013	15:20	0:10	51	66	52	48	1618	11.1	327	18	0.6	1.9	0.4	5.2	0.0
Wednesday, July 24, 2013	15:30	0:10	48	53	49	47	1340	10.0	321	18	0.4	1.7	0.9	4.8	0.0
Wednesday, July 24, 2013	15:40	0:10	49	63	50	47	1782	11.8	321	19	0.6	1.5	2.0	5.0	0.0
Wednesday, July 24, 2013	15:50	0:10	48	51	49	47	1703	11.3	324	19	0.6	2.6	1.5	6.3	0.0
Wednesday, July 24, 2013	16:00	0:10	49	57	50	48	1788	11.6	325	19	0.6	2.2	1.9	6.5	0.0
Wednesday, July 24, 2013	16:10	0:10	52	66	53	50	1708	11.4	317	18	0.6	1.9	1.7	4.8	0.0
Wednesday, July 24, 2013	16:20	0:10	51	57	52	49	1588	11.2	326	18	0.7	2.2	0.6	3.7	0.0
Wednesday, July 24, 2013	16:30	0:10	50	60	52	47	1451	10.5	327	18	0.4	1.7	0.7	4.1	0.0
Wednesday, July 24, 2013	16:40	0:10	49	64	50	47	1463	10.5	308	18	0.7	2.6	0.4	3.2	0.0
Wednesday, July 24, 2013	16:50	0:10	48	53	49	47	1196	9.6	314	18	0.4	1.3	1.5	4.8	0.0
Wednesday, July 24, 2013	17:00	0:10	49	65	50	48	877	8.9	313	18	0.4	1.5	0.4	3.9	0.0
Wednesday, July 24, 2013	17:10	0:10	49	56	50	47	1305	10.1	333	18	0.7	1.7	0.7	4.4	0.0
Wednesday, July 24, 2013	17:20	0:10	49	57	51	47	1257	10.2	331	17	0.6	1.7	0.6	3.5	0.0
Wednesday, July 24, 2013	17:30	0:10	49	59	50	47	1297	10.2	326	17	0.6	1.9	0.4	3.3	0.0
Wednesday, July 24, 2013	17:40	0:10	49	63	49	47	1740	11.7	325	17	0.6	1.7	0.7	4.4	0.0
Wednesday, July 24, 2013	17:50	0:10	48	58	49	47	1072	9.2	326	17	0.4	1.7	0.7	5.0	0.0
Wednesday, July 24, 2013	18:00	0:10	51	77	52	47	1384	10.6	331	16	0.6	1.7	1.3	4.3	0.0
Wednesday, July 24, 2013	18:10	0:10	49	62	50	48	1350	10.2	324	16	0.7	2.2	0.4	3.0	0.0
Wednesday, July 24, 2013	18:20	0:10	50	62	53	48	1746	12.0	317	15	0.6	1.9	1.1	4.6	0.0
Wednesday, July 24, 2013	18:30	0:10	48	61	50	47	1433	10.4	325	15	0.7	1.9	0.7	4.1	0.0
Wednesday, July 24, 2013	18:40	0:10	48	65	49	47	992	8.7	330	14	0.2	1.5	0.6	4.1	0.0
Wednesday, July 24, 2013	18:50	0:10	47	57	48	47	526	7.2	330	14	0.4	1.3	1.3	5.4	0.0
Wednesday, July 24, 2013	19:00	0:10	48	65	48	47	805	8.2	327	13	0.4	2.0	0.7	5.0	0.0
Wednesday, July 24, 2013	19:10	0:10	47	63	48	47	943	8.7	322	13	0.2	0.7	0.0	2.4	0.0
Wednesday, July 24, 2013	19:20	0:10	48	66	48	47	1474	10.5	324	13	0.2	0.9	0.4	4.6	0.0
Wednesday, July 24, 2013	19:30	0:10	47	62	47	46	1077	9.2	327	12	0.4	1.5	0.9	5.6	0.0
Wednesday, July 24, 2013	19:40	0:10	47	50	47	46	1182	9.5	325	12	0.4	1.1	0.6	3.9	0.0
Wednesday, July 24, 2013	19:50	0:10	48	72	48	47	1367	10.2	324	12	0.4	0.9	0.2	3.5	0.0
Wednesday, July 24, 2013	20:00	0:10	47	53	47	46	1106	9.2	326	11	0.2	1.3	0.9	5.2	0.0
Wednesday, July 24, 2013	20:10	0:10	47	61	48	46	1194	9.8	326	11	0.2	0.9	0.4	3.2	0.0
Wednesday, July 24, 2013	20:20	0:10	50	59	52	47	1598	11.5	327	11	0.4	1.3	0.2	3.7	0.0
Wednesday, July 24, 2013	20:30	0:10	50	61	52	47	1618	11.8	332	11	0.6	1.7	0.4	3.5	0.0
Wednesday, July 24, 2013	20:40	0:10	47	51	47	46	1611	11.6	331	11	0.6	2.0	0.2	2.4	0.0
Wednesday, July 24, 2013	20:50	0:10	46	48	47	46	1548	10.9	330	10	0.4	2.4	0.2	3.3	0.0
Wednesday, July 24, 2013	21:00	0:10	47	52	48	46	1754	11.7	331	10	0.6	1.9	0.4	3.7	0.0
Wednesday, July 24, 2013	21:10	0:10	47	51	48	46	1444	10.3	329	10	0.6	2.2	0.2	2.0	0.0
Wednesday, July 24, 2013	21:20	0:10	46	47	47	46	1178	9.5	327	10	0.4	1.3	0.9	5.4	0.0
Wednesday, July 24, 2013	21:30	0:10	46	48	47	46	1273	9.9	327	9	0.0	0.7	0.7	5.0	0.0
Wednesday, July 24, 2013	21:40	0:10	47	51	47	46	1928	12.0	324	9	0.2	0.9	0.9	3.7	0.0
Wednesday, July 24, 2013	21:50	0:10	47	58	47	46	1925	12.4	324	9	0.0	0.9	1.1	4.1	0.0
Wednesday, July 24, 2013	22:00	0:10	47	51	48	46	1798	11.7	325	9	0.2	1.9	1.3	5.0	0.0
Wednesday, July 24, 2013	22:10	0:10	46	47	47	46	1789	11.5	324	9	0.6	1.7	0.7	4.1	0.0
Wednesday, July 24, 2013	22:20	0:10	46	48	47	46	1690	11.3	322	9	0.2	0.9	1.1	5.6	0.0
Wednesday, July 24, 2013	22:30	0:10	46	48	47	46	1532	10.6	325	9	0.4	1.9	0.9	4.6	0.0
Wednesday, July 24, 2013	22:40	0:10	47	50	47	46	1495	10.5	324	9	0.4	1.5	1.1	4.4	0.0
Wednesday, July 24, 2013	22:50	0:10	46	48	47	46	1591	11.0	324	9	0.4	1.9	1.1	3.9	0.0
Wednesday, July 24, 2013	23:00	0:10	47	51	47	46	1610	11.1	321	9	0.2	0.7	1.3	6.3	0.0
Wednesday, July 24, 2013	23:10	0:10	46	48	47	46	1564	10.7	322	9	0.4	1.5	1.1	5.2	0.0
Wednesday, July 24, 2013	23:20	0:10	46	47	46	46	1321	9.9	321	9	0.2	2.4	0.7	3.2	0.0
Wednesday, July 24, 2013	23:30	0:10	46	49	47	46	1336	9.9	325	9	0.2	1.3	0.7	4.1	0.0
Wednesday, July 24, 2013	23:40	0:10	46	48	46	46	899	8.4	324	9	0.2	1.1	0.4	2.8	0.0
Wednesday, July 24, 2013	23:50	0:10	46	47	46	46	787	8.1	325	8	0.2	1.9	0.7	5.0	0.0
Thursday, July 25, 2013	0:00	0:10	46	47	46	46	645	7.7	325	8	0.0	0.7	0.2	2.6	0.0
Thursday, July 25, 2013	0:10	0:10	46	47	46	46	530	7.1	324	8	0.4	1.7	0.2	2.6	0.0
Thursday, July 25, 2013	0:20	0:10	46	47	46	46	576	7.3	326	8	0.0	1.7	0.0	2.6	0.0
Thursday, July 25, 2013	0:30	0:10	46	47	46	46	720	8.0	326	8	0.4	1.5	0.0	2.6	0.0
Thursday, July 25, 2013	0:40	0:10	46	47	46	46	443	6.6	326	8	0.4	1.1	0.0	0.0	0.0
Thursday, July 25, 2013	0:50	0:10	46	47	46	46	372	6.6	326	8	0.4	0.9	0.0	1.7	0.0
Thursday, July 25, 2013	1:00	0:10	46	47	46	46	531	7.3	330	8	0.2	0.9	0.0	0.0	0.0
Thursday, July 25, 2013	1:10	0:10	46	48	46	46	596	7.4	327	8	0.4	1.1	0.0	0.0	0.0
Thursday, July 25, 2013	1:20	0:10	46	46	46	46	325	6.2	324	8	0.4	1.1	0.0	2.4	0.0
Thursday, July 25, 2013	1:30	0:10	46	47	46	46	363	6.4	322	8	0.2	0.6	0.0	0.0	0.0
Thursday, July 25, 2013	1:40	0:10	46	47	46	46	532	7.2	321	8	0.2	0.7	0.0	0.0	0.0
Thursday, July 25, 2013	1:50	0:10	46	47	46	46	369	7.4	319	8	0.2	1.1	0.0	0.0	0.0
Thursday, July 25, 2013	2:00	0:10	46	46	46	46	-3	7.1	319	8	0.2	1.1	0.0	0.0	0.0
Thursday, July 25, 2013	2:10	0:10	46	47	46	46	-4	7.1	318	8	0.0	0.7	0.0	0.0	0.0
Thursday, July 25, 2013	2:20	0:10	46	47	46	46	-4	7.0	319	8	0.2	0.7	0.0	0.0	0.0
Thursday, July 25, 2013	2:30	0:10	46	47	46	46	-4	6.7	320	8	0.2	0.9	0.0	0.0	0.0
Thursday, July 25, 2013	2:40	0:10	46	48	46	46	-4	6.6	321	8	0.4	1.3	0.0	0.0	0.0
Thursday, July 25, 2013	2:50	0:10	46	46	46	46	-2	7.1	319	8	0.2	1.1	0.0	0.0	0.0
Thursday, July 25, 2013	3:00	0:10	46	46	46	46	438	7.1	320	8	0.2	0.7	0.0	0.0	0.0
Thursday, July 25, 2013	3:10	0:10	46	47	46	46	333	6.0	321	8	0.2	0.9	0.0	0.0	0.0
Thursday, July 25, 2013	3:20	0:10	46	46	46	46	252	5.7	324	8	0.0	0.6	0.0	0.0	0.0
Thursday, July 25, 2013	3:30	0:10	46	46	46	45	270	5.9	322	7	0.0	0.0	0.0	0.0	0.0
Thursday, July 25, 2013	3:40	0:10	46	46	46	45	229	5.6	322	7	0.0	0.4	0.0	0.0	0.0
Thursday, July 25, 2013	3:50	0:10	46	47	46	45	189	5.2	325	8	0.0	0.0	0.0	0.0	0.0
Thursday, July 25, 2013	4:00	0:10	46	47	46	45	173	5.1	325	7	0.0	0.0	0.0	0.0	0.0
Thursday, July 25, 2013	4:10	0:10	46	48	46	45	140	4.6	327	7	0.0	0.0	0.0	0.0	0.0
Thursday, July 25, 2013	4:20	0:10	46	50	46	46	109	4.3	327	8	0.0	0.6	0.0	0.0	0.0
Thursday, July 25, 2013	4:30	0:10	47	52	48	46	54	4.1	333	7	0.0	0.0	0.0	0.0	0.0
Thursday, July 25, 2013	4:40	0:10	48	59	49	46	22	3.4	329	7	0.0	0.7	0.0	0.0	0.0
Thursday, July 25, 2013	4:50	0:10	51	66	54	46	57	3.9	322	7	0.2	0.7	0.0	0.0	0.0
Thursday, July 25, 2013	5:00	0:10	48	58	51	46	-1	3.1	334	7	0.2	0.7	0.0	0.0	0.0
Thursday, July 25, 2013	5:10	0:10	48	59	50	46	-5	2.7	335	7	0.2	0.7	0.0	0.0	0.0
Thursday, July 25, 2013	5:20	0:10	49	67	48	46	-5	2.7	336	6	0.2	0.6	0.0	0.0	0.0
Thursday, July 25, 2013	5:30	0:10	47	51	48	46	-4	2.7	351	6					

Table A-4: Location 2 Summer Compliance Evaluation

Date	Time	Duration	Leq	Lmax	L(10)	L(90)	WT E2	WT E2	Onsite Met	Onsite Met	Loc. 2	Loc. 2	Loc. 6	Loc. 6	Loc. 6
	Start Time	(min)	(dBA)	(dBA)	(dBA)	(dBA)	Output (kW)	HH WS (m/s)	WD @ 75m (degrees)	Temp. (°C)	Avg. WS @ 2m (m/s)	Gust WS @ 2m (m/s)	Avg. WS @ 2m (m/s)	Gust WS @ 2m (m/s)	Precip. (mm)
Thursday, July 25, 2013	7:20	0:10	50	67	52	47	-4	1.5	55	10	0.4	1.3	0.0	0.0	0.0
Thursday, July 25, 2013	7:30	0:10	51	67	54	45	-4	1.4	49	10	0.2	0.9	0.0	0.0	0.0
Thursday, July 25, 2013	7:40	0:10	48	63	51	45	-4	1.5	48	11	0.6	1.5	0.0	0.0	0.0
Thursday, July 25, 2013	7:50	0:10	52	71	54	45	-4	1.7	34	11	0.0	0.7	0.0	0.0	0.0
Thursday, July 25, 2013	8:00	0:10	48	57	52	45	-3	1.6	24	12	0.4	1.5	0.0	0.0	0.0
Thursday, July 25, 2013	8:10	0:10	53	63	55	48	-1	1.5	24	12	0.2	1.1	0.0	0.2	0.0
Thursday, July 25, 2013	8:20	0:10	51	58	54	47	-1	0.7	59	12	0.4	1.5	0.0	0.0	0.0
Thursday, July 25, 2013	8:30	0:10	50	58	52	46	0	1.0	53	12	0.6	1.5	0.0	0.0	0.0
Thursday, July 25, 2013	8:40	0:10	47	57	48	46	-1	1.2	59	13	0.7	1.9	0.0	0.0	0.0
Thursday, July 25, 2013	8:50	0:10	46	54	46	45	0	1.5	44	13	0.4	0.7	0.0	0.0	0.0
Thursday, July 25, 2013	9:00	0:10	52	59	53	49	-1	1.7	350	14	0.4	0.9	0.0	0.0	0.0
Thursday, July 25, 2013	9:10	0:10	52	65	54	48	0	2.2	324	14	0.7	1.9	0.0	0.0	0.0
Thursday, July 25, 2013	9:20	0:10	49	62	51	45	0	1.4	66	13	0.9	2.0	0.0	0.0	0.0
Thursday, July 25, 2013	9:30	0:10	51	58	54	45	-1	1.5	52	14	0.9	2.0	0.0	0.0	0.0
Thursday, July 25, 2013	9:40	0:10	46	52	47	45	0	2.4	75	13	0.6	1.3	0.0	0.0	0.0
Thursday, July 25, 2013	9:50	0:10	46	54	47	45	-1	2.6	75	13	0.4	1.1	0.0	0.0	0.0
Thursday, July 25, 2013	10:00	0:10	49	68	49	46	-5	3.4	101	13	0.4	1.3	0.0	0.0	0.0
Thursday, July 25, 2013	10:10	0:10	47	61	48	46	34	3.5	109	13	0.7	1.7	0.0	1.5	0.0
Thursday, July 25, 2013	10:20	0:10	49	63	50	47	13	3.1	121	13	0.6	1.9	0.0	0.0	0.0
Thursday, July 25, 2013	10:30	0:10	48	62	49	46	10	3.0	103	13	0.7	2.0	0.0	0.0	0.0
Thursday, July 25, 2013	10:40	0:10	48	62	49	45	15	3.0	107	13	0.6	1.7	0.0	2.2	0.0
Thursday, July 25, 2013	10:50	0:10	53	72	52	45	105	4.4	110	13	0.6	2.4	0.0	0.0	0.0
Thursday, July 25, 2013	11:00	0:10	49	62	51	45	47	3.6	143	14	0.9	3.0	0.0	0.6	0.0
Thursday, July 25, 2013	11:10	0:10	51	61	53	48	42	3.7	105	14	0.9	2.6	0.0	0.0	0.0
Thursday, July 25, 2013	11:20	0:10	51	66	53	48	12	3.3	79	14	1.1	3.5	0.0	0.0	0.0
Thursday, July 25, 2013	11:30	0:10	51	70	52	46	4	3.2	107	14	0.7	2.4	0.0	0.0	0.0
Thursday, July 25, 2013	11:40	0:10	47	73	47	45	7	2.9	92	15	0.7	2.6	0.0	0.0	0.0
Thursday, July 25, 2013	11:50	0:10	49	67	49	45	4	3.4	125	15	0.7	1.7	0.0	0.0	0.0
Thursday, July 25, 2013	12:00	0:10	48	62	48	45	-4	2.2	89	15	0.9	2.6	0.0	0.0	0.0
Thursday, July 25, 2013	12:10	0:10	49	65	49	45	-5	2.1	41	15	1.3	3.3	0.0	0.0	0.0
Thursday, July 25, 2013	12:20	0:10	49	70	47	45	-6	2.4	50	15	0.6	1.7	0.0	0.0	0.0
Thursday, July 25, 2013	12:30	0:10	49	67	51	45	-4	2.3	71	15	0.9	3.9	0.0	0.0	0.0
Thursday, July 25, 2013	12:40	0:10	49	63	50	45	-4	3.0	97	15	0.7	2.2	0.0	0.0	0.0
Thursday, July 25, 2013	12:50	0:10	45	63	46	45	7	3.2	67	16	0.6	3.0	0.0	0.0	0.0
Thursday, July 25, 2013	13:00	0:10	49	62	51	45	-4	2.1	56	16	0.7	2.0	0.0	0.0	0.0
Thursday, July 25, 2013	13:10	0:10	49	58	50	47	16	3.1	106	16	0.9	2.6	0.0	0.0	0.0
Thursday, July 25, 2013	13:20	0:10	49	60	50	48	-6	2.8	120	16	0.9	2.8	0.0	0.0	0.0
Thursday, July 25, 2013	13:30	0:10	52	72	52	45	36	3.5	151	17	0.9	2.6	0.0	0.0	0.0
Thursday, July 25, 2013	13:40	0:10	47	58	49	45	-4	2.5	89	17	0.6	1.7	0.0	0.0	0.0
Thursday, July 25, 2013	13:50	0:10	48	55	50	45	-5	2.6	127	17	0.6	1.9	0.0	0.0	0.0
Thursday, July 25, 2013	14:00	0:10	49	56	52	46	-4	2.7	164	17	0.6	2.0	0.0	0.0	0.0
Thursday, July 25, 2013	14:10	0:10	50	55	52	47	-4	2.8	104	17	0.9	2.2	0.0	0.6	0.0
Thursday, July 25, 2013	14:20	0:10	48	59	52	45	-4	3.2	104	16	0.6	1.7	0.0	0.0	0.0
Thursday, July 25, 2013	14:30	0:10	47	57	47	45	-3	3.6	100	16	0.7	2.6	0.0	0.0	0.0
Thursday, July 25, 2013	14:40	0:10	47	61	47	45	0	3.6	101	17	0.7	3.0	0.0	0.0	0.0
Thursday, July 25, 2013	14:50	0:10	45	54	46	45	0	4.0	96	16	1.1	3.0	0.0	0.0	0.0
Thursday, July 25, 2013	15:00	0:10	50	63	53	45	11	3.8	77	16	1.1	2.6	0.0	0.0	0.0
Thursday, July 25, 2013	15:10	0:10	48	63	49	45	-6	2.9	83	16	0.7	2.0	0.0	0.0	0.0
Thursday, July 25, 2013	15:20	0:10	46	52	46	45	-3	2.8	121	17	0.6	2.0	0.0	0.0	0.0
Thursday, July 25, 2013	15:30	0:10	45	48	46	45	4	3.4	128	17	0.7	2.0	0.0	0.0	0.0
Thursday, July 25, 2013	15:40	0:10	46	52	46	45	-5	2.7	118	17	0.6	1.7	0.0	0.0	0.0
Thursday, July 25, 2013	15:50	0:10	46	67	46	45	-4	2.0	126	17	0.6	2.2	0.0	1.3	0.0
Thursday, July 25, 2013	16:00	0:10	46	55	47	45	-4	1.6	104	17	0.4	1.9	0.0	0.0	0.0
Thursday, July 25, 2013	16:10	0:10	45	56	47	44	-5	0.6	86	17	0.4	1.1	0.0	0.0	0.0
Thursday, July 25, 2013	16:20	0:10	46	61	48	45	-5	1.0	32	17	0.0	1.1	0.0	0.0	0.0
Thursday, July 25, 2013	16:30	0:10	46	64	47	45	-4	1.0	345	17	0.0	0.0	0.0	0.0	0.0
Thursday, July 25, 2013	16:40	0:10	45	53	45	45	-1	0.6	339	17	0.0	0.0	0.0	0.0	0.0
Thursday, July 25, 2013	16:50	0:10	45	48	45	45	0	1.1	335	17	0.0	0.0	0.0	0.0	0.0
Thursday, July 25, 2013	17:00	0:10	46	68	45	45	0	0.8	335	17	0.0	0.0	0.0	0.0	0.0
Thursday, July 25, 2013	17:10	0:10	45	49	45	45	-1	0.7	281	17	0.0	0.7	0.0	0.0	0.0
Thursday, July 25, 2013	17:20	0:10	45	63	45	44	-2	0.9	271	17	0.0	0.0	0.0	0.0	0.0
Thursday, July 25, 2013	17:30	0:10	46	66	46	45	-1	1.0	271	17	0.0	0.0	0.0	0.0	0.0
Thursday, July 25, 2013	17:40	0:10	46	57	46	44	0	0.9	284	16	0.2	0.7	0.0	0.0	0.0
Thursday, July 25, 2013	17:50	0:10	45	54	45	44	-1	1.0	308	16	0.4	0.6	0.0	0.0	0.0
Thursday, July 25, 2013	18:00	0:10	45	53	45	44	0	1.3	42	16	0.4	0.7	0.0	0.0	0.0
Thursday, July 25, 2013	18:10	0:10	46	58	48	44	-1	1.3	42	16	0.2	0.7	0.0	0.0	0.0
Thursday, July 25, 2013	18:20	0:10	46	63	46	45	-1	1.1	41	16	0.2	0.7	0.0	0.0	0.0
Thursday, July 25, 2013	18:30	0:10	45	56	46	45	0	1.3	41	16	0.4	0.9	0.0	0.0	0.0
Thursday, July 25, 2013	18:40	0:10	45	52	45	45	0	1.8	41	16	0.4	0.6	0.0	0.0	0.0
Thursday, July 25, 2013	18:50	0:10	45	55	46	44	0	1.9	41	15	0.2	0.4	0.0	0.0	0.0
Thursday, July 25, 2013	19:00	0:10	45	58	45	44	-1	1.8	41	15	0.0	0.4	0.0	0.0	0.0
Thursday, July 25, 2013	19:10	0:10	47	72	46	44	-1	1.9	41	15	0.0	0.0	0.0	0.0	0.0
Thursday, July 25, 2013	19:20	0:10	45	54	45	44	-1	2.5	48	15	0.0	0.0	0.0	0.0	0.0
Thursday, July 25, 2013	19:30	0:10	45	57	45	44	0	2.8	64	15	0.0	0.4	0.0	0.0	0.0
Thursday, July 25, 2013	19:40	0:10	46	62	47	44	-1	2.2	65	15	0.0	0.0	0.0	0.0	0.0
Thursday, July 25, 2013	19:50	0:10	45	63	45	44	0	1.9	72	15	0.0	0.0	0.0	0.0	0.0
Thursday, July 25, 2013	20:00	0:10	45	53	45	44	-1	2.4	76	15	0.0	0.0	0.0	0.0	0.0
Thursday, July 25, 2013	20:10	0:10	45	54	46	44	0	2.1	63	15	0.0	0.0	0.0	0.0	0.0
Thursday, July 25, 2013	20:20	0:10	44	55	45	44	0	2.3	67	15	0.0	0.7	0.0	0.0	0.0
Thursday, July 25, 2013	20:30	0:10	45	53	45	44	0	2.6	62	15	0.0	0.2	0.0	0.0	0.0
Thursday, July 25, 2013	20:40	0:10	45	49	45	44	-2	2.7	62	15	0.0	0.6	0.0	0.0	0.0
Thursday, July 25, 2013	20:50	0:10	44	53	45	44	-1	2.2	67	15	0.2	0.6	0.0	0.0	0.0
Thursday, July 25, 2013	21:00	0:10	45	58	45	44	0	2.3	61	15	0.2	0.6	0.0	0.0	0.0
Thursday, July 25, 2013	21:10	0:10	45	64	45	44	0	2.3	54	15	0.2	0.7	0.0	0.0	0.0
Thursday, July 25, 2013	21:20	0:10	44	50	45	44	-1	2.6	61	14	0.0	0.0	0.0	0.0	0.0
Thursday, July 25, 2013	21:30	0:10	45	53	45	44	17	3.6	63	15	0.0	0.4	0.0	0.0	0.0
Thursday, July 25, 2013	21:40	0:10	44	45	45	44	9	3.3	63	15	0.0	0.0	0.0	0.0	0.0
Thursday, July 25, 2013															

Table A-4: Location 2 Summer Compliance Evaluation

Date	Time	Duration	Leq	Lmax	L(10)	L(90)	WT E2	WT E2	Onsite Met	Onsite Met	Loc. 2	Loc. 2	Loc. 6	Loc. 6	Loc. 6
	Start Time	(min)	(dBA)	(dBA)	(dBA)	(dBA)	Output (kW)	HH WS (m/s)	WD @ 75m (degrees)	Temp. (°C)	Avg. WS @ 2m (m/s)	Gust WS @ 2m (m/s)	Avg. WS @ 2m (m/s)	Gust WS @ 2m (m/s)	Precip. (mm)
Thursday, July 25, 2013	23:20	0:10	44	45	44	44	-5	2.6	57	15	0.0	0.2	0.0	0.0	0.0
Thursday, July 25, 2013	23:30	0:10	44	45	44	44	23	3.6	62	15	0.0	0.0	0.0	0.0	0.0
Thursday, July 25, 2013	23:40	0:10	44	45	44	44	84	4.5	70	15	0.0	0.0	0.0	0.0	0.0
Thursday, July 25, 2013	23:50	0:10	44	45	44	44	34	3.8	70	15	0.0	0.0	0.0	0.0	0.0
Friday, July 26, 2013	0:00	0:10	44	46	45	44	23	3.7	67	15	0.4	0.7	0.0	0.0	0.0
Friday, July 26, 2013	0:10	0:10	44	46	44	44	73	4.5	67	15	0.0	0.0	0.0	0.0	0.0
Friday, July 26, 2013	0:20	0:10	44	46	45	44	200	5.6	73	15	0.0	0.0	0.0	0.0	0.0
Friday, July 26, 2013	0:30	0:10	44	47	45	44	200	5.5	75	15	0.0	0.0	0.0	0.0	0.0
Friday, July 26, 2013	0:40	0:10	44	45	45	44	176	5.3	78	14	0.0	0.0	0.0	0.0	0.0
Friday, July 26, 2013	0:50	0:10	44	47	44	44	149	5.1	74	14	0.0	0.0	0.0	0.0	0.0
Friday, July 26, 2013	1:00	0:10	44	45	44	44	167	5.3	75	14	0.0	0.0	0.0	0.0	0.0
Friday, July 26, 2013	1:10	0:10	44	45	44	44	171	5.4	75	14	0.0	0.0	0.0	0.0	0.0
Friday, July 26, 2013	1:20	0:10	44	46	44	44	73	4.4	66	14	0.0	0.0	0.0	0.0	0.0
Friday, July 26, 2013	1:30	0:10	44	45	44	44	34	3.8	59	14	0.0	0.0	0.0	0.0	0.0
Friday, July 26, 2013	1:40	0:10	44	45	44	44	-6	2.7	52	14	0.2	0.6	0.0	0.0	0.0
Friday, July 26, 2013	1:50	0:10	44	45	44	44	13	3.5	63	14	0.0	0.0	0.0	0.0	0.0
Friday, July 26, 2013	2:00	0:10	44	54	44	44	-2	3.7	62	14	0.0	0.0	0.0	0.0	0.0
Friday, July 26, 2013	2:10	0:10	44	57	45	44	-4	4.4	65	14	0.0	0.0	0.0	0.0	0.0
Friday, July 26, 2013	2:20	0:10	44	45	44	44	-4	4.9	70	14	0.0	0.0	0.0	0.0	0.0
Friday, July 26, 2013	2:30	0:10	44	45	44	44	-4	4.6	72	15	0.0	0.0	0.0	0.0	0.0
Friday, July 26, 2013	2:40	0:10	44	45	44	44	-4	5.0	74	15	0.0	0.0	0.0	0.0	0.0
Friday, July 26, 2013	2:50	0:10	44	45	44	44	-4	5.5	75	14	0.0	0.0	0.0	0.0	0.0
Friday, July 26, 2013	3:00	0:10	44	48	44	44	84	4.6	79	14	0.0	0.6	0.0	0.0	0.0
Friday, July 26, 2013	3:10	0:10	44	45	44	44	127	4.8	82	14	0.0	0.0	0.0	0.0	0.0
Friday, July 26, 2013	3:20	0:10	44	45	44	44	63	4.0	76	14	0.0	0.0	0.0	0.0	0.0
Friday, July 26, 2013	3:30	0:10	44	46	44	44	-3	2.6	67	14	0.0	0.0	0.0	0.0	0.0
Friday, July 26, 2013	3:40	0:10	44	48	45	44	5	3.4	65	14	0.0	0.0	0.0	0.0	0.0
Friday, July 26, 2013	3:50	0:10	44	46	45	44	9	3.4	62	14	0.0	0.0	0.0	0.0	0.0
Friday, July 26, 2013	4:00	0:10	44	48	44	44	28	3.8	61	14	0.0	0.0	0.0	0.0	0.0
Friday, July 26, 2013	4:10	0:10	44	48	45	44	19	3.6	61	14	0.0	0.0	0.0	0.0	0.0
Friday, July 26, 2013	4:20	0:10	44	46	45	44	-5	2.6	49	14	0.2	0.6	0.0	0.0	0.0
Friday, July 26, 2013	4:30	0:10	44	46	45	44	-4	1.8	39	14	0.2	0.6	0.0	0.0	0.0
Friday, July 26, 2013	4:40	0:10	44	50	45	44	-4	1.1	33	14	0.0	0.0	0.0	0.0	0.0
Friday, July 26, 2013	4:50	0:10	46	58	46	44	-4	1.1	22	14	0.0	0.2	0.0	0.0	0.0
Friday, July 26, 2013	5:00	0:10	47	56	49	45	-5	1.7	12	14	0.0	0.0	0.0	0.0	0.0
Friday, July 26, 2013	5:10	0:10	47	52	48	45	-4	2.3	6	14	0.0	0.0	0.0	0.0	0.0
Friday, July 26, 2013	5:20	0:10	48	65	48	45	-3	2.9	6	14	0.0	0.0	0.0	0.0	0.0
Friday, July 26, 2013	5:30	0:10	46	51	47	45	-1	2.4	13	14	0.0	0.0	0.0	0.0	0.0
Friday, July 26, 2013	5:40	0:10	46	52	48	45	-2	3.0	2	14	0.0	0.0	0.0	0.0	0.0
Friday, July 26, 2013	5:50	0:10	46	52	48	45	20	3.6	344	14	0.0	0.0	0.0	0.0	0.0
Friday, July 26, 2013	6:00	0:10	46	51	47	45	7	3.3	340	14	0.0	0.0	0.0	0.0	0.0
Friday, July 26, 2013	6:10	0:10	45	54	47	45	18	3.5	331	14	0.0	0.6	0.0	0.0	0.0
Friday, July 26, 2013	6:20	0:10	46	56	47	44	41	3.9	320	13	0.0	0.0	0.0	0.0	0.0
Friday, July 26, 2013	6:30	0:10	45	51	46	44	33	3.7	325	13	0.0	0.0	0.0	0.0	0.0
Friday, July 26, 2013	6:40	0:10	45	55	47	44	4	3.2	335	13	0.0	0.0	0.0	0.0	0.0
Friday, July 26, 2013	6:50	0:10	45	49	45	44	26	3.6	343	14	0.2	0.7	0.0	0.0	0.0
Friday, July 26, 2013	7:00	0:10	46	58	46	44	-5	2.4	344	14	0.0	0.0	0.0	0.0	0.0
Friday, July 26, 2013	7:10	0:10	45	49	45	44	-5	2.0	358	14	0.0	0.0	0.0	0.0	0.0
Friday, July 26, 2013	7:20	0:10	45	54	46	44	2	2.9	346	14	0.0	0.6	0.0	0.2	0.0
Friday, July 26, 2013	7:30	0:10	45	50	46	44	14	3.4	338	14	0.0	0.6	0.0	0.0	0.0
Friday, July 26, 2013	7:40	0:10	45	53	46	44	19	3.4	328	14	0.0	0.4	0.0	0.0	0.0
Friday, July 26, 2013	7:50	0:10	46	58	47	44	93	4.4	332	14	0.0	0.6	0.0	0.0	0.0
Friday, July 26, 2013	8:00	0:10	45	53	46	44	62	4.0	331	14	0.2	1.5	0.0	0.0	0.0
Friday, July 26, 2013	8:10	0:10	45	55	46	44	-3	2.5	354	14	0.2	1.3	0.0	0.0	0.0
Friday, July 26, 2013	8:20	0:10	45	52	46	44	-5	2.4	348	14	0.0	0.4	0.0	0.0	0.0
Friday, July 26, 2013	8:30	0:10	45	52	45	44	-4	2.4	345	14	0.2	0.7	0.0	0.0	0.0
Friday, July 26, 2013	8:40	0:10	46	54	47	45	-4	2.5	336	14	0.0	0.2	0.0	0.0	0.0
Friday, July 26, 2013	8:50	0:10	46	63	47	45	-4	2.1	349	15	0.0	0.6	0.0	0.0	0.0
Friday, July 26, 2013	9:00						-4	2.1	336	15	0.0	0.6	0.0	0.0	0.0
Friday, July 26, 2013	9:10						-4	2.0	335	15	0.4	1.1	0.0	0.7	0.0
Friday, July 26, 2013	9:20						-1	2.2	328	15	0.2	1.5	0.0	0.0	0.0
Friday, July 26, 2013	9:30						-1	2.3	339	15	0.4	1.3	0.0	0.0	0.0
Friday, July 26, 2013	9:40						0	1.7	359	15	0.2	1.1	0.0	0.0	0.0
Friday, July 26, 2013	9:50	0:10	50	80	49	44	0	1.6	0	16	0.0	0.4	0.0	0.4	0.0
Friday, July 26, 2013	10:00	0:10	45	50	46	44	0	1.3	360	16	0.2	0.6	0.0	0.0	0.0
Friday, July 26, 2013	10:10	0:10	46	52	47	44	0	1.3	6	16	0.0	0.7	0.0	0.0	0.0
Friday, July 26, 2013	10:20	0:10	45	57	46	44	0	2.3	355	16	0.0	0.6	0.0	0.2	0.0
Friday, July 26, 2013	10:30	0:10	46	56	48	44	0	1.5	344	16	0.2	1.3	0.0	0.9	0.0
Friday, July 26, 2013	10:40	0:10	45	51	45	44	0	1.7	7	16	0.2	1.3	0.2	2.4	0.0
Friday, July 26, 2013	10:50	0:10	45	50	46	44	-1	1.8	337	16	0.4	2.2	0.0	1.5	0.0
Friday, July 26, 2013	11:00	0:10	44	49	45	44	-1	2.0	351	16	0.2	1.5	0.2	2.6	0.0
Friday, July 26, 2013	11:10	0:10	45	55	47	44	-1	1.6	4	16	0.0	1.1	0.0	0.9	0.0
Friday, July 26, 2013	11:20	0:10	45	56	45	44	-1	2.6	339	16	0.0	0.7	0.0	1.7	0.0
Friday, July 26, 2013	11:30	0:10	46	69	47	44	-2	3.1	332	16	0.0	0.6	0.0	0.6	0.0
Friday, July 26, 2013	11:40	0:10	48	68	46	44	24	3.5	325	16	0.2	1.7	0.2	2.4	0.0
Friday, July 26, 2013	11:50	0:10	48	68	47	44	22	3.4	324	16	0.4	2.2	0.2	2.0	0.0
Friday, July 26, 2013	12:00	0:10	45	60	45	44	47	3.8	330	17	0.4	1.3	0.0	1.5	0.0
Friday, July 26, 2013	12:10	0:10	45	52	46	44	110	4.7	324	17	0.2	1.3	0.2	2.4	0.0
Friday, July 26, 2013	12:20	0:10	45	50	46	44	155	5.2	319	17	0.4	1.1	0.2	2.0	0.0
Friday, July 26, 2013	12:30	0:10	45	50	46	44	170	5.2	315	18	0.4	1.5	0.2	2.2	0.0
Friday, July 26, 2013	12:40	0:10	46	62	47	45	232	5.7	319	18	0.4	1.3	0.2	3.3	0.0
Friday, July 26, 2013	12:50	0:10	45	55	45	44	168	5.1	324	19	0.6	2.4	0.2	3.2	0.0
Friday, July 26, 2013	13:00	0:10	45	63	46	44	207	5.4	315	19	0.4	1.7	0.6	3.2	0.0
Friday, July 26, 2013	13:10	0:10	45	49	45	44	176	5.4	315	18	0.4	1.1	0.4	2.8	0.0
Friday, July 26, 2013	13:20	0:10	45	56	45	44	136	4.8	312	19	0.7	2.6	0.4	3.3	0.0
Friday, July 26, 2013	13:30	0:10	45	49	45	44	266	5.8	306	19	0.6	1.5	0.4	4.3	0.0
Friday, July 26, 2013	13:40	0:10	45	48	45	44	374	6.5	306	20	0.7	2.2	0.7	3.7	0.0
Friday, July 26, 2013	13:50	0:10	46	50	47	44	234	6.6	315	20	0.4	1			

Table A-4: Location 2 Summer Compliance Evaluation

Date	Time	Duration	Leq	Lmax	L(10)	L(90)	WT E2	WT E2	Onsite Met	Onsite Met	Loc. 2	Loc. 2	Loc. 6	Loc. 6	Loc. 6
	Start Time	(min)	(dBA)	(dBA)	(dBA)	(dBA)	Output (kW)	HH WS (m/s)	WD @ 75m (degrees)	Temp. (°C)	Avg. WS @ 2m (m/s)	Gust WS @ 2m (m/s)	Avg. WS @ 2m (m/s)	Gust WS @ 2m (m/s)	Precip. (mm)
Friday, July 26, 2013	15:20	0:10	50	82	48	39	784	8.2	314	20	0.6	1.1	1.3	4.3	0.0
Friday, July 26, 2013	15:30	0:10	51	82	52	45	856	8.4	322	21	0.6	1.9	0.7	4.4	0.0
Friday, July 26, 2013	15:40	0:10	49	76	51	44	661	7.8	312	21	0.7	2.2	0.7	4.6	0.0
Friday, July 26, 2013	15:50	0:10	46	55	47	44	480	7.0	317	21	0.6	1.7	0.9	3.9	0.0
Friday, July 26, 2013	16:00	0:10	45	54	47	45	601	7.6	316	22	0.6	1.1	1.1	4.1	0.0
Friday, July 26, 2013	16:10	0:10	46	59	47	44	553	7.4	310	21	0.6	1.7	1.3	4.8	0.0
Friday, July 26, 2013	16:20	0:10	47	59	47	44	796	8.2	308	21	0.4	1.5	1.1	4.1	0.0
Friday, July 26, 2013	16:30	0:10	50	69	54	45	916	8.6	308	21	0.2	0.7	0.6	3.7	0.0
Friday, July 26, 2013	16:40	0:10	45	50	46	45	1105	9.3	307	21	0.4	1.3	1.1	4.8	0.0
Friday, July 26, 2013	16:50	0:10	46	57	48	44	1114	9.5	307	20	0.6	1.7	0.7	3.7	0.0
Friday, July 26, 2013	17:00	0:10	46	60	47	45	1267	9.7	314	19	0.4	1.7	0.4	3.2	0.0
Friday, July 26, 2013	17:10	0:10	48	66	49	45	1271	9.9	319	19	0.4	1.3	0.7	4.8	0.0
Friday, July 26, 2013	17:20	0:10	48	58	51	44	789	8.2	321	19	0.6	2.2	0.4	3.2	0.0
Friday, July 26, 2013	17:30	0:10	47	61	51	44	724	8.2	322	19	0.4	1.5	0.6	4.1	0.0
Friday, July 26, 2013	17:40	0:10	51	64	52	46	597	7.5	325	19	0.4	2.0	0.9	4.1	0.0
Friday, July 26, 2013	17:50	0:10	51	70	53	44	604	7.5	315	19	0.4	2.0	0.4	3.0	0.0
Friday, July 26, 2013	18:00	0:10	48	65	50	44	803	8.3	313	19	0.4	1.7	0.4	3.5	0.0
Friday, July 26, 2013	18:10	0:10	45	58	46	44	905	8.7	315	19	0.2	1.1	0.0	1.9	0.0
Friday, July 26, 2013	18:20	0:10	47	62	50	44	1031	8.9	319	18	0.4	1.1	0.4	3.7	0.0
Friday, July 26, 2013	18:30	0:10	45	57	46	44	974	8.8	317	19	0.6	1.7	0.4	3.7	0.0
Friday, July 26, 2013	18:40	0:10	46	58	48	44	1007	9.2	312	19	0.2	0.9	1.1	4.3	0.0
Friday, July 26, 2013	18:50	0:10	45	59	46	44	1318	10.0	315	19	0.4	1.3	0.4	3.2	0.0
Friday, July 26, 2013	19:00	0:10	46	57	49	44	1397	10.5	312	18	0.4	1.5	0.4	4.4	0.0
Friday, July 26, 2013	19:10	0:10	45	63	46	44	1370	10.1	309	19	0.4	1.5	0.6	3.3	0.0
Friday, July 26, 2013	19:20	0:10	46	64	46	44	950	8.7	313	18	0.7	1.7	0.6	3.7	0.0
Friday, July 26, 2013	19:30	0:10	45	56	46	44	731	7.9	323	18	0.6	1.5	0.2	3.5	0.0
Friday, July 26, 2013	19:40	0:10	82	109	72	44	943	8.9	324	18	0.4	1.3	0.4	3.2	0.0
Friday, July 26, 2013	19:50	0:10	53	73	56	45	1342	10.1	325	17	0.6	6.5	0.6	3.9	0.0
Friday, July 26, 2013	20:00	0:10	50	68	53	44	1329	9.8	329	17	0.6	1.7	0.6	3.5	0.0
Friday, July 26, 2013	20:10	0:10	45	55	45	44	1050	9.3	317	17	0.4	1.1	0.6	3.7	0.0
Friday, July 26, 2013	20:20	0:10	44	52	45	44	1169	9.6	318	17	0.4	2.0	0.2	3.3	0.0
Friday, July 26, 2013	20:30	0:10	45	58	45	44	1322	9.9	321	17	0.0	0.9	0.0	0.0	0.0
Friday, July 26, 2013	20:40	0:10	45	54	45	44	1455	10.3	319	16	0.0	0.7	0.0	0.0	0.0
Friday, July 26, 2013	20:50	0:10	44	46	44	44	1043	9.2	326	16	0.0	0.6	0.2	2.6	0.0
Friday, July 26, 2013	21:00	0:10	44	46	44	44	746	8.0	320	16	0.0	1.1	0.2	3.2	0.0
Friday, July 26, 2013	21:10	0:10	44	52	45	44	499	6.9	318	16	0.2	1.1	0.0	1.5	0.0
Friday, July 26, 2013	21:20	0:10	44	47	45	44	745	7.9	318	16	0.2	0.7	0.2	2.2	0.0
Friday, July 26, 2013	21:30	0:10	44	50	45	44	681	7.9	316	16	0.2	0.9	0.0	2.8	0.0
Friday, July 26, 2013	21:40	0:10	44	61	45	44	904	8.5	311	16	0.4	1.1	0.0	0.0	0.0
Friday, July 26, 2013	21:50	0:10	44	55	44	44	1029	8.9	312	15	0.2	1.1	0.0	0.0	0.0
Friday, July 26, 2013	22:00	0:10	44	52	44	44	1093	9.1	312	15	0.2	0.7	0.0	1.9	0.0
Friday, July 26, 2013	22:10	0:10	44	47	44	44	1319	9.9	310	15	0.2	1.1	0.0	2.8	0.0
Friday, July 26, 2013	22:20	0:10	44	46	44	44	1262	9.4	310	15	0.2	0.9	0.2	2.2	0.0
Friday, July 26, 2013	22:30	0:10	44	46	44	44	1432	10.3	307	15	0.6	1.3	0.2	2.8	0.0
Friday, July 26, 2013	22:40	0:10	44	46	44	44	913	8.6	319	15	0.2	1.1	0.4	3.3	0.0
Friday, July 26, 2013	22:50	0:10	44	46	44	44	836	8.5	324	15	0.2	0.7	0.4	3.2	0.0
Friday, July 26, 2013	23:00	0:10	44	48	44	44	920	8.5	321	15	0.4	0.9	0.2	1.9	0.0
Friday, July 26, 2013	23:10	0:10	44	48	44	44	840	8.3	314	15	0.2	0.9	0.2	2.6	0.0
Friday, July 26, 2013	23:20	0:10	45	58	45	44	599	7.3	310	15	0.2	0.9	0.2	2.6	0.0
Friday, July 26, 2013	23:30	0:10	44	47	44	44	1148	9.4	306	14	0.4	1.3	0.4	3.0	0.0
Friday, July 26, 2013	23:40	0:10	44	46	44	44	1471	10.4	306	14	0.4	1.7	0.2	3.2	0.0
Friday, July 26, 2013	23:50	0:10	44	52	44	44	1237	9.7	314	14	0.2	0.9	0.2	2.4	0.0
Saturday, July 27, 2013	0:00	0:10	44	49	44	44	1210	9.5	318	14	0.2	1.1	0.2	2.6	0.0
Saturday, July 27, 2013	0:10	0:10	44	51	44	44	1514	10.4	317	14	0.7	1.5	0.2	2.2	0.0
Saturday, July 27, 2013	0:20	0:10	44	48	44	44	1383	10.0	318	14	0.6	1.5	0.2	2.0	0.0
Saturday, July 27, 2013	0:30	0:10	44	51	44	44	1453	10.3	315	14	0.2	1.7	0.0	1.7	0.0
Saturday, July 27, 2013	0:40	0:10	44	45	44	44	1344	9.8	323	14	0.4	2.0	0.2	2.6	0.0
Saturday, July 27, 2013	0:50	0:10	44	45	44	43	1150	9.3	321	14	0.6	1.3	0.2	2.0	0.0
Saturday, July 27, 2013	1:00	0:10	44	45	44	44	1356	10.0	316	14	0.4	1.7	0.0	1.3	0.0
Saturday, July 27, 2013	1:10	0:10	44	47	44	44	1646	10.9	315	14	0.4	1.1	0.4	1.9	0.0
Saturday, July 27, 2013	1:20	0:10	44	45	44	44	1505	10.4	316	14	0.0	0.7	0.0	1.9	0.0
Saturday, July 27, 2013	1:30	0:10	44	45	44	44	1530	10.5	318	14	0.2	0.6	0.0	2.2	0.0
Saturday, July 27, 2013	1:40	0:10	44	45	44	44	1733	11.3	315	14	0.2	0.7	0.0	2.2	0.0
Saturday, July 27, 2013	1:50	0:10	44	45	44	43	1502	10.7	317	14	0.4	1.1	0.2	2.6	0.0
Saturday, July 27, 2013	2:00	0:10	44	47	44	43	-2	11.1	320	14	0.4	0.9	0.2	1.9	0.0
Saturday, July 27, 2013	2:10	0:10	44	51	44	43	-4	11.2	316	14	0.6	1.5	0.4	2.8	0.0
Saturday, July 27, 2013	2:20	0:10	44	53	44	44	-4	11.8	315	14	0.7	1.5	0.2	2.6	0.0
Saturday, July 27, 2013	2:30	0:10	44	47	45	44	-4	12.3	318	14	0.7	2.6	0.2	1.7	0.0
Saturday, July 27, 2013	2:40	0:10	44	47	44	44	-4	12.4	317	14	0.9	2.2	0.0	1.7	0.0
Saturday, July 27, 2013	2:50	0:10	44	49	44	44	-4	13.4	317	14	0.9	2.0	0.0	1.5	0.0
Saturday, July 27, 2013	3:00	0:10	44	46	45	44	1594	11.8	320	14	0.9	1.9	0.0	1.1	0.0
Saturday, July 27, 2013	3:10	0:10	44	46	44	44	1923	11.5	315	14	0.9	1.7	0.4	3.3	0.0
Saturday, July 27, 2013	3:20	0:10	44	45	44	44	1905	11.5	314	14	0.9	2.4	0.6	3.7	0.0
Saturday, July 27, 2013	3:30	0:10	44	46	44	44	1857	11.3	314	14	0.9	1.9	0.7	4.1	0.0
Saturday, July 27, 2013	3:40	0:10	44	46	44	44	1303	9.6	314	14	0.9	2.0	0.6	3.3	0.0
Saturday, July 27, 2013	3:50	0:10	44	46	44	44	1266	9.6	312	14	0.7	1.3	0.6	4.4	0.0
Saturday, July 27, 2013	4:00	0:10	44	45	44	44	794	8.1	318	14	0.6	1.5	0.6	3.3	0.0
Saturday, July 27, 2013	4:10	0:10	44	47	44	44	1008	9.0	325	14	0.4	1.5	0.4	2.6	0.0
Saturday, July 27, 2013	4:20	0:10	44	48	44	44	1256	9.7	323	14	0.7	1.7	0.2	2.2	0.0
Saturday, July 27, 2013	4:30	0:10	44	49	44	44	987	8.8	320	14	0.7	1.3	0.2	3.3	0.0
Saturday, July 27, 2013	4:40	0:10	44	48	45	44	854	8.4	316	13	0.4	0.9	0.0	1.1	0.0
Saturday, July 27, 2013	4:50	0:10	48	55	50	44	886	8.4	319	13	0.2	1.1	0.0	1.9	0.0
Saturday, July 27, 2013	5:00	0:10	45	55	46	44	1001	8.9	320	13	0.2	0.7	0.0	0.7	0.0
Saturday, July 27, 2013	5:10	0:10	45	51	47	44	935	8.6	314	13	0.4	1.5	0.0	2.0	0.0
Saturday, July 27, 2013	5:20	0:10	45	51	47	44	836	8.5	310	13	0.2	1.1	0.0	1.9	0.0
Saturday, July 27, 2013	5:30	0:10	46												

Table A-4: Location 2 Summer Compliance Evaluation

Date	Time	Duration	Leq	Lmax	L(10)	L(90)	WT E2	WT E2	Onsite Met	Onsite Met	Loc. 2	Loc. 2	Loc. 6	Loc. 6	Loc. 6
	Start Time	(min)	(dBA)	(dBA)	(dBA)	(dBA)	Output (kW)	HH WS (m/s)	WD @ 75m (degrees)	Temp. (°C)	Avg. WS @ 2m (m/s)	Gust WS @ 2m (m/s)	Avg. WS @ 2m (m/s)	Gust WS @ 2m (m/s)	Precip. (mm)
Saturday, July 27, 2013	7:20	0:10	46	61	48	43	449	6.8	321	15	0.6	1.7	0.4	3.3	0.0
Saturday, July 27, 2013	7:30	0:10	45	56	46	43	484	6.8	328	16	0.7	1.5	0.2	2.8	0.0
Saturday, July 27, 2013	7:40	0:10	44	60	45	43	625	7.4	329	16	0.6	1.7	0.2	2.6	0.0
Saturday, July 27, 2013	7:50	0:10	44	56	45	43	447	6.8	333	16	0.7	2.0	0.0	2.4	0.0
Saturday, July 27, 2013	8:00	0:10	44	50	45	43	417	6.7	332	16	0.6	1.5	0.0	1.1	0.0
Saturday, July 27, 2013	8:10	0:10	44	48	44	43	225	5.5	325	17	0.9	2.0	0.0	1.9	0.0
Saturday, July 27, 2013	8:20	0:10	44	57	46	43	75	4.4	323	17	0.7	1.5	0.0	0.0	0.0
Saturday, July 27, 2013	8:30	0:10	46	62	46	43	68	4.1	324	17	0.6	2.6	0.0	2.8	0.0
Saturday, July 27, 2013	8:40	0:10	46	64	45	43	16	3.2	323	18	0.7	1.7	0.6	4.1	0.0
Saturday, July 27, 2013	8:50	0:10	44	53	45	43	29	3.6	323	18	0.4	1.1	0.2	2.4	0.0
Saturday, July 27, 2013	9:00	0:10	44	50	45	43	21	3.4	315	18	0.4	1.3	0.0	1.9	0.0
Saturday, July 27, 2013	9:10	0:10	44	54	44	43	74	4.1	315	19	0.6	1.9	0.2	3.3	0.0
Saturday, July 27, 2013	9:20	0:10	44	54	44	43	217	5.6	314	19	0.7	1.5	0.0	1.3	0.0
Saturday, July 27, 2013	9:30	0:10	49	68	48	43	460	6.9	313	19	0.6	2.0	0.0	1.7	0.0
Saturday, July 27, 2013	9:40	0:10	51	70	54	44	369	6.5	308	20	0.6	2.4	0.2	3.2	0.0
Saturday, July 27, 2013	9:50	0:10	50	60	53	45	406	6.7	305	20	0.9	2.6	0.2	2.6	0.0
Saturday, July 27, 2013	10:00	0:10	49	65	50	43	245	5.8	308	20	0.7	1.9	0.2	2.0	0.0
Saturday, July 27, 2013	10:10	0:10	44	57	45	43	174	5.2	307	20	0.6	2.4	0.2	3.7	0.0
Saturday, July 27, 2013	10:20	0:10	44	54	46	43	150	5.1	289	20	0.6	1.7	0.4	3.5	0.0
Saturday, July 27, 2013	10:30	0:10	45	56	47	43	126	4.9	318	21	0.6	2.4	0.0	1.3	0.0
Saturday, July 27, 2013	10:40	0:10	44	55	45	43	250	5.9	308	21	0.6	1.1	0.0	0.6	0.0
Saturday, July 27, 2013	10:50	0:10	45	50	47	43	231	5.7	297	21	0.6	1.3	0.4	3.7	0.0
Saturday, July 27, 2013	11:00	0:10	45	64	47	43	172	5.2	308	21	0.6	1.7	0.6	3.7	0.0
Saturday, July 27, 2013	11:10	0:10	45	57	48	43	85	4.3	293	22	0.7	2.4	0.4	3.3	0.0
Saturday, July 27, 2013	11:20	0:10	47	61	47	43	86	4.4	299	22	0.6	1.1	0.4	2.6	0.0
Saturday, July 27, 2013	11:30	0:10	44	48	44	43	87	4.6	311	22	0.7	2.6	0.2	2.8	0.0
Saturday, July 27, 2013	11:40	0:10	44	54	46	43	240	5.8	273	22	0.6	1.3	0.4	3.0	0.0
Saturday, July 27, 2013	11:50	0:10	44	55	45	43	149	5.1	308	23	0.7	2.4	0.2	2.0	0.0
Saturday, July 27, 2013	12:00	0:10	45	62	45	43	138	5.2	286	23	0.6	1.7	0.4	3.2	0.0
Saturday, July 27, 2013	12:10	0:10	44	49	45	43	8	3.2	308	23	0.6	2.4	0.4	2.8	0.0
Saturday, July 27, 2013	12:20	0:10	44	51	45	43	118	4.8	296	23	0.7	2.8	0.4	2.8	0.0
Saturday, July 27, 2013	12:30	0:10	43	47	44	43	3	3.2	326	23	0.6	2.2	0.2	2.0	0.0
Saturday, July 27, 2013	12:40	0:10	43	51	44	43	-9	2.8	298	22	0.6	1.9	0.4	2.8	0.0
Saturday, July 27, 2013	12:50	0:10	43	47	44	43	29	3.6	297	23	0.6	1.3	0.2	1.9	0.0
Saturday, July 27, 2013	13:00	0:10	45	65	44	43	-10	3.4	277	23	0.6	1.5	0.2	2.0	0.0
Saturday, July 27, 2013	13:10	0:10	44	58	45	43	-9	2.1	263	23	0.4	0.9	0.0	1.7	0.0
Saturday, July 27, 2013	13:20	0:10	49	72	49	43	-9	2.8	260	24	0.6	1.9	0.0	1.7	0.0
Saturday, July 27, 2013	13:30	0:10	44	54	45	43	-6	2.9	258	24	0.6	1.1	0.2	2.0	0.0
Saturday, July 27, 2013	13:40	0:10	44	53	44	43	-5	2.9	226	24	0.6	2.0	0.2	1.7	0.0
Saturday, July 27, 2013	13:50	0:10	43	54	43	43	3	2.6	231	24	0.6	1.3	0.2	1.9	0.0
Saturday, July 27, 2013	14:00	0:10	44	52	45	43	-4	4.5	243	24	0.2	1.1	0.2	2.0	0.0
Saturday, July 27, 2013	14:10	0:10	44	54	45	43	-4	4.5	229	24	0.2	0.7	0.0	0.6	0.0
Saturday, July 27, 2013	14:20	0:10	43	55	44	43	-4	3.4	247	23	0.2	1.1	0.2	2.2	0.0
Saturday, July 27, 2013	14:30	0:10	43	48	44	43	-4	3.6	241	24	0.2	1.1	0.6	3.7	0.0
Saturday, July 27, 2013	14:40	0:10	43	49	44	43	-4	5.6	244	24	0.4	1.1	0.2	1.9	0.0
Saturday, July 27, 2013	14:50	0:10	44	57	47	43	-4	4.7	245	25	0.4	1.9	0.4	2.4	0.0
Saturday, July 27, 2013	15:00	0:10	63	82	67	44	57	4.6	242	24	0.6	2.2	0.4	3.2	0.0
Saturday, July 27, 2013	15:10	0:10	61	78	65	51	211	5.7	234	24	0.7	1.7	0.2	2.4	0.0
Saturday, July 27, 2013	15:20	0:10	49	61	52	45	198	5.4	237	24	0.6	1.7	0.0	1.9	0.0
Saturday, July 27, 2013	15:30	0:10	57	79	61	44	17	3.7	211	24	0.4	0.9	0.2	1.9	0.0
Saturday, July 27, 2013	15:40	0:10	50	63	54	43	54	3.9	232	25	0.4	1.1	0.2	2.0	0.0
Saturday, July 27, 2013	15:50	0:10	54	67	58	46	68	4.0	250	25	0.4	0.9	0.2	2.6	0.0
Saturday, July 27, 2013	16:00	0:10	53	68	58	44	-5	2.0	237	25	0.2	0.7	0.0	1.3	0.0
Saturday, July 27, 2013	16:10	0:10	43	48	44	43	-5	1.2	184	24	0.2	0.7	0.0	1.1	0.0
Saturday, July 27, 2013	16:20	0:10	47	59	51	43	-5	1.7	154	24	0.0	0.0	0.0	1.1	0.0
Saturday, July 27, 2013	16:30	0:10	49	63	53	44	-5	1.5	160	24	0.2	0.6	0.0	1.3	0.0
Saturday, July 27, 2013	16:40	0:10	50	64	51	46	-5	2.4	148	23	0.2	0.7	0.0	0.0	0.0
Saturday, July 27, 2013	16:50	0:10	46	58	49	43	-4	1.4	155	23	0.2	0.7	0.0	0.0	0.0
Saturday, July 27, 2013	17:00	0:10	43	50	43	43	-1	1.7	139	23	0.2	0.6	0.0	0.2	0.0
Saturday, July 27, 2013	17:10	0:10	43	53	45	43	-2	2.5	153	23	0.2	0.6	0.0	0.0	0.0
Saturday, July 27, 2013	17:20	0:10	44	55	46	43	-1	1.9	188	24	0.0	0.4	0.0	0.0	0.0
Saturday, July 27, 2013	17:30	0:10	43	46	44	43	-5	2.9	202	23	0.2	0.9	0.0	0.0	0.0
Saturday, July 27, 2013	17:40	0:10	43	48	43	42	-5	1.0	204	24	0.4	1.1	0.0	0.0	0.0
Saturday, July 27, 2013	17:50	0:10	43	48	43	42	-6	1.4	204	24	0.2	1.1	0.0	0.0	0.0
Saturday, July 27, 2013	18:00	0:10	43	49	43	42	-4	2.2	193	23	0.6	1.3	0.0	0.0	0.0
Saturday, July 27, 2013	18:10	0:10	43	50	43	42	-1	2.8	186	22	0.4	1.1	0.0	0.0	0.0
Saturday, July 27, 2013	18:20	0:10	43	49	43	42	13	3.5	174	21	0.4	1.3	0.0	0.0	0.0
Saturday, July 27, 2013	18:30	0:10	43	45	43	42	-5	2.8	176	21	0.4	0.9	0.0	0.0	0.0
Saturday, July 27, 2013	18:40	0:10	43	49	43	42	12	3.4	166	21	0.0	0.4	0.0	0.0	0.0
Saturday, July 27, 2013	18:50	0:10	43	45	43	42	69	4.3	158	21	0.0	0.0	0.0	0.0	0.0
Saturday, July 27, 2013	19:00	0:10	43	53	43	43	109	4.7	154	21	0.0	0.0	0.0	0.0	0.0
Saturday, July 27, 2013	19:10	0:10	43	48	43	43	258	6.1	144	21	0.0	0.0	0.0	0.0	0.0
Saturday, July 27, 2013	19:20	0:10	43	53	43	42	295	6.1	153	20	0.2	0.7	0.0	0.0	0.0
Saturday, July 27, 2013	19:30	0:10	43	64	44	42	343	6.3	153	20	0.0	0.0	0.0	0.0	0.0
Saturday, July 27, 2013	19:40	0:10	43	54	43	42	85	3.8	158	20	0.0	0.0	0.0	0.0	0.0
Saturday, July 27, 2013	19:50	0:10	43	49	43	42	68	3.5	156	19	0.0	0.0	0.0	0.0	0.0
Saturday, July 27, 2013	20:00	0:10	44	60	45	42	75	3.8	158	19	0.0	0.0	0.0	0.0	0.0
Saturday, July 27, 2013	20:10	0:10	43	52	43	42	137	4.3	161	20	0.0	0.0	0.0	0.0	0.0
Saturday, July 27, 2013	20:20	0:10	49	71	45	42	122	4.1	162	20	0.2	0.7	0.0	0.0	0.0
Saturday, July 27, 2013	20:30	0:10	44	54	45	43	106	4.0	165	19	0.0	0.4	0.0	0.0	0.0
Saturday, July 27, 2013	20:40	0:10	44	59	45	43	58	3.5	164	19	0.0	0.0	0.0	0.0	0.0
Saturday, July 27, 2013	20:50	0:10	43	53	44	43	50	3.4	161	19	0.0	0.0	0.0	0.0	0.0
Saturday, July 27, 2013	21:00	0:10	44	63	44	43	227	5.3	157	19	0.0	0.0	0.0	0.0	0.0
Saturday, July 27, 2013	21:10	0:10	43	54	43	43	377	6.2	157	19	0.4	0.9	0.0	0.0	0.0
Saturday, July 27, 2013	21:20	0:10	43	54	43	43	252	5.1	161	19	0.2	0.7	0.0	0.0	0.0
Saturday, July 27, 2013	21:30	0:10	43	45	43	43	61	3.5	169	19	0.2	0.9	0.0	0.0	0.0
Saturday, July 27, 2013	21:40														

Table A-4: Location 2 Summer Compliance Evaluation

Date	Time	Duration	Leq	Lmax	L(10)	L(90)	WT E2	WT E2	Onsite Met	Onsite Met	Loc. 2	Loc. 2	Loc. 6	Loc. 6	Loc. 6
	Start Time	(min)	(dBA)	(dBA)	(dBA)	(dBA)	Output (kW)	HH WS (m/s)	WD @ 75m (degrees)	Temp. (°C)	Avg. WS @ 2m (m/s)	Gust WS @ 2m (m/s)	Avg. WS @ 2m (m/s)	Gust WS @ 2m (m/s)	Precip. (mm)
Saturday, July 27, 2013	23:20	0:10	42	43	42	42	124	4.7	181	18	0.4	1.1	0.0	0.0	0.0
Saturday, July 27, 2013	23:30	0:10	42	43	42	42	133	5.0	182	17	0.4	0.9	0.0	0.0	0.0
Saturday, July 27, 2013	23:40	0:10	42	48	42	42	153	4.9	178	17	0.7	1.1	0.0	0.0	0.0
Saturday, July 27, 2013	23:50	0:10	42	47	42	42	160	5.0	178	17	0.4	0.7	0.0	0.0	0.0
Sunday, July 28, 2013	0:00	0:10	43	50	43	42	179	4.8	175	17	0.6	1.1	0.0	0.0	0.0
Sunday, July 28, 2013	0:10	0:10	43	44	43	43	153	4.7	181	17	0.6	1.7	0.0	0.0	0.0
Sunday, July 28, 2013	0:20	0:10	42	49	43	42	153	5.0	182	17	0.2	0.9	0.0	0.0	0.0
Sunday, July 28, 2013	0:30	0:10	42	44	42	42	142	4.7	187	17	0.6	0.9	0.0	0.0	0.0
Sunday, July 28, 2013	0:40	0:10	42	44	42	42	148	4.8	190	17	0.4	0.7	0.0	0.0	0.0
Sunday, July 28, 2013	0:50	0:10	42	45	42	42	182	5.3	187	16	0.4	0.9	0.0	0.0	0.0
Sunday, July 28, 2013	1:00	0:10	42	43	42	42	90	4.5	184	16	0.4	0.9	0.0	0.0	0.0
Sunday, July 28, 2013	1:10	0:10	42	43	42	42	28	3.8	202	16	0.2	0.7	0.0	0.0	0.0
Sunday, July 28, 2013	1:20	0:10	42	44	42	42	10	3.3	211	15	0.7	1.3	0.0	0.0	0.0
Sunday, July 28, 2013	1:30	0:10	42	57	42	42	16	3.6	204	15	0.6	1.1	0.0	0.0	0.0
Sunday, July 28, 2013	1:40	0:10	42	43	42	42	44	4.1	199	16	0.4	1.3	0.0	0.0	0.0
Sunday, July 28, 2013	1:50	0:10	42	43	42	42	28	3.8	195	16	0.4	1.1	0.0	0.0	0.0
Sunday, July 28, 2013	2:00	0:10	42	43	42	42	-4	3.6	186	16	0.6	0.9	0.0	0.0	0.0
Sunday, July 28, 2013	2:10	0:10	42	49	42	41	-4	3.4	191	16	0.2	0.9	0.0	0.0	0.0
Sunday, July 28, 2013	2:20	0:10	42	47	42	42	-4	1.7	199	16	0.7	0.9	0.0	0.0	0.0
Sunday, July 28, 2013	2:30	0:10	42	45	42	41	-4	2.2	202	16	0.4	0.7	0.0	0.0	0.0
Sunday, July 28, 2013	2:40	0:10	42	43	42	41	-4	2.1	199	15	0.4	0.7	0.0	0.0	0.0
Sunday, July 28, 2013	2:50	0:10	42	42	42	41	-4	1.6	190	15	0.2	0.7	0.0	0.0	0.0
Sunday, July 28, 2013	3:00	0:10	42	53	42	42	6	3.0	188	15	0.2	0.6	0.0	0.0	0.0
Sunday, July 28, 2013	3:10	0:10	42	44	42	41	-7	2.9	185	15	0.0	0.0	0.0	0.0	0.0
Sunday, July 28, 2013	3:20	0:10	42	44	42	42	31	3.7	186	15	0.6	1.3	0.0	0.0	0.0
Sunday, July 28, 2013	3:30	0:10	42	55	42	42	37	3.8	179	15	0.7	1.1	0.0	0.0	0.0
Sunday, July 28, 2013	3:40	0:10	42	53	42	42	6	3.1	185	15	0.2	0.9	0.0	0.0	0.0
Sunday, July 28, 2013	3:50	0:10	42	45	42	42	12	3.1	181	15	0.4	0.9	0.0	0.0	0.0
Sunday, July 28, 2013	4:00	0:10	42	52	42	42	7	3.3	169	15	0.2	1.1	0.0	0.0	0.0
Sunday, July 28, 2013	4:10	0:10	42	47	42	42	19	3.6	139	15	0.2	0.7	0.0	0.0	0.0
Sunday, July 28, 2013	4:20	0:10	43	56	42	42	24	3.7	127	15	0.4	0.9	0.0	0.0	0.0
Sunday, July 28, 2013	4:30	0:10	42	54	42	42	20	3.7	139	15	0.6	1.1	0.0	0.0	0.0
Sunday, July 28, 2013	4:40	0:10	43	49	44	42	46	4.1	133	15	0.4	1.1	0.0	0.0	0.0
Sunday, July 28, 2013	4:50	0:10	44	50	46	42	62	4.2	142	15	0.0	0.6	0.0	0.0	0.0
Sunday, July 28, 2013	5:00	0:10	44	52	46	42	115	4.8	120	15	0.4	1.1	0.0	0.0	0.0
Sunday, July 28, 2013	5:10	0:10	44	55	46	42	120	4.9	127	15	0.2	0.9	0.0	0.0	0.0
Sunday, July 28, 2013	5:20	0:10	44	50	46	42	84	4.5	140	15	0.2	0.9	0.0	0.0	0.0
Sunday, July 28, 2013	5:30	0:10	45	50	47	43	127	4.7	132	15	0.2	0.9	0.0	0.0	0.0
Sunday, July 28, 2013	5:40	0:10	44	52	46	42	86	4.3	135	15	0.0	0.4	0.0	0.0	0.0
Sunday, July 28, 2013	5:50	0:10	42	47	43	42	15	3.6	140	15	0.2	0.7	0.0	0.0	0.0
Sunday, July 28, 2013	6:00	0:10	42	48	42	42	109	4.7	141	15	0.2	0.9	0.0	0.0	0.0
Sunday, July 28, 2013	6:10	0:10	42	46	42	42	75	4.4	146	15	0.4	0.7	0.0	0.0	0.0
Sunday, July 28, 2013	6:20	0:10	42	47	43	42	63	4.2	136	15	0.2	1.1	0.0	0.0	0.0
Sunday, July 28, 2013	6:30	0:10	43	53	44	42	89	4.5	136	15	0.2	0.7	0.0	0.0	0.0
Sunday, July 28, 2013	6:40	0:10	42	49	42	42	63	4.3	142	16	0.0	0.0	0.0	0.0	0.0
Sunday, July 28, 2013	6:50	0:10	42	44	43	42	62	4.2	143	16	0.2	0.7	0.0	0.0	0.0
Sunday, July 28, 2013	7:00	0:10	43	55	44	42	111	4.6	132	16	0.0	0.4	0.0	0.0	0.0
Sunday, July 28, 2013	7:10	0:10	42	47	43	42	154	4.8	139	16	0.2	0.9	0.0	0.0	0.0
Sunday, July 28, 2013	7:20	0:10	42	51	43	42	185	5.4	141	16	0.2	0.6	0.0	0.0	0.0
Sunday, July 28, 2013	7:30	0:10	43	52	43	42	151	5.1	147	17	0.2	0.9	0.0	0.0	0.0
Sunday, July 28, 2013	7:40	0:10	42	46	43	42	160	5.2	144	17	0.2	0.7	0.0	0.0	0.0
Sunday, July 28, 2013	7:50	0:10	42	52	43	42	88	4.4	144	17	0.2	0.9	0.0	0.0	0.0
Sunday, July 28, 2013	8:00	0:10	43	51	43	42	87	4.5	149	17	0.0	0.6	0.0	0.0	0.0
Sunday, July 28, 2013	8:10	0:10	43	48	43	42	23	3.6	149	17	0.0	0.0	0.0	0.0	0.0
Sunday, July 28, 2013	8:20	0:10	43	54	44	42	10	3.4	140	17	0.0	0.7	0.0	0.0	0.0
Sunday, July 28, 2013	8:30	0:10	46	57	49	42	5	3.3	109	17	0.0	0.0	0.0	0.0	0.0
Sunday, July 28, 2013	8:40	0:10	44	56	46	43	28	3.6	134	18	0.2	0.9	0.0	0.0	0.0
Sunday, July 28, 2013	8:50	0:10	42	49	43	42	21	3.6	157	18	0.2	0.7	0.0	0.0	0.0
Sunday, July 28, 2013	9:00	0:10	43	51	44	42	68	4.2	118	18	0.4	1.1	0.0	0.0	0.0
Sunday, July 28, 2013	9:10	0:10	45	51	47	43	106	4.7	113	18	0.6	1.5	0.0	0.0	0.0
Sunday, July 28, 2013	9:20	0:10	44	56	45	42	55	4.0	125	18	0.7	2.0	0.0	0.0	0.0
Sunday, July 28, 2013	9:30	0:10	45	52	46	42	77	4.3	126	18	0.4	1.3	0.0	0.0	0.0
Sunday, July 28, 2013	9:40	0:10	46	64	45	42	89	4.4	130	19	0.2	1.5	0.0	0.0	0.0
Sunday, July 28, 2013	9:50	0:10	43	51	43	42	41	3.7	133	18	0.7	1.9	0.0	0.0	0.0
Sunday, July 28, 2013	10:00	0:10	43	48	44	42	43	4.0	131	18	0.6	1.9	0.0	0.0	0.0
Sunday, July 28, 2013	10:10	0:10	43	59	44	42	22	3.4	132	18	0.4	1.9	0.0	0.2	0.0
Sunday, July 28, 2013	10:20	0:10	43	58	44	42	10	3.3	128	18	0.2	1.5	0.0	0.0	0.0
Sunday, July 28, 2013	10:30	0:10	43	56	44	42	-4	2.3	133	19	0.2	1.5	0.0	0.0	0.0
Sunday, July 28, 2013	10:40	0:10	43	61	43	42	1	3.2	134	19	0.2	1.3	0.0	0.0	0.0
Sunday, July 28, 2013	10:50	0:10	43	55	43	42	49	3.9	128	19	0.6	1.7	0.0	0.0	0.0
Sunday, July 28, 2013	11:00	0:10	43	62	44	42	130	4.8	132	19	0.7	2.2	0.0	0.0	0.0
Sunday, July 28, 2013	11:10	0:10	44	59	45	42	123	4.7	115	20	1.1	2.4	0.0	0.0	0.0
Sunday, July 28, 2013	11:20	0:10	44	61	46	42	154	5.1	127	20	0.9	3.3	0.0	0.0	0.0
Sunday, July 28, 2013	11:30	0:10	44	57	46	42	128	4.6	141	20	1.1	4.1	0.0	0.0	0.0
Sunday, July 28, 2013	11:40	0:10	43	50	44	42	90	4.2	128	20	0.9	2.4	0.0	2.2	0.0
Sunday, July 28, 2013	11:50	0:10	47	64	47	42	63	4.0	116	21	0.9	2.6	0.0	0.7	0.0
Sunday, July 28, 2013	12:00	0:10	43	54	44	42	113	4.6	107	21	0.9	2.4	0.0	0.0	0.0
Sunday, July 28, 2013	12:10	0:10	43	55	45	42	149	5.1	122	21	0.7	2.6	0.0	1.1	0.0
Sunday, July 28, 2013	12:20	0:10	42	56	43	42	227	5.6	120	22	0.9	3.0	0.0	0.2	0.0
Sunday, July 28, 2013	12:30	0:10	43	58	44	42	161	5.0	135	22	0.6	2.4	0.0	0.0	0.0
Sunday, July 28, 2013	12:40	0:10	43	55	44	42	202	5.3	122	21	0.6	2.8	0.0	0.0	0.0
Sunday, July 28, 2013	12:50	0:10	43	50	44	42	221	5.6	133	22	0.7	2.6	0.0	1.7	0.0
Sunday, July 28, 2013	13:00	0:10	45	66	44	42	170	5.2	126	22	0.9	2.4	0.0	0.0	0.0
Sunday, July 28, 2013	13:10	0:10	44	64	44	42	294	6.1	131	22	0.6	2.0	0.0	0.0	0.0
Sunday, July 28, 2013	13:20	0:10	45	65	46	42	292	6.1	106	21	0.7	2.2	0.0	0.0	0.0
Sunday, July 28, 2013	13:30	0:10	44	51	46	43	310	6.2	117	22	0.9	2.6	0.0	1.3	0.0
Sunday, July 28, 2013	13:40	0:10	43	52	45	4									

Table A-4: Location 2 Summer Compliance Evaluation

Date	Time	Duration	Leq	Lmax	L(10)	L(90)	WT E2	WT E2	Onsite Met	Onsite Met	Loc. 2	Loc. 2	Loc. 6	Loc. 6	Loc. 6
	Start Time	(min)	(dBA)	(dBA)	(dBA)	(dBA)	Output (kW)	HH WS (m/s)	WD @ 75m (degrees)	Temp. (°C)	Avg. WS @ 2m (m/s)	Gust WS @ 2m (m/s)	Avg. WS @ 2m (m/s)	Gust WS @ 2m (m/s)	Precip. (mm)
Sunday, July 28, 2013	15:20	0:10	65	98	52	43	494	7.0	109	21	0.9	2.4	0.2	2.6	0.0
Sunday, July 28, 2013	15:30	0:10	43	49	44	43	573	7.3	109	20	0.9	2.6	0.0	0.7	0.0
Sunday, July 28, 2013	15:40	0:10	48	58	51	43	670	7.9	107	20	0.9	2.8	0.0	1.3	0.0
Sunday, July 28, 2013	15:50	0:10	57	72	60	45	671	7.8	104	20	1.3	4.1	0.0	0.0	0.0
Sunday, July 28, 2013	16:00	0:10	47	68	49	43	934	8.8	106	19	0.9	2.6	0.0	0.0	0.0
Sunday, July 28, 2013	16:10	0:10	48	62	50	44	1434	10.1	101	19	0.9	3.3	0.0	1.7	0.0
Sunday, July 28, 2013	16:20	0:10	44	53	46	43	1191	9.4	101	18	1.3	4.4	0.0	0.2	0.0
Sunday, July 28, 2013	16:30	0:10	50	70	51	43	924	8.5	106	18	1.3	3.0	0.0	1.1	0.0
Sunday, July 28, 2013	16:40	0:10	44	54	47	43	624	7.7	106	18	1.1	3.5	0.0	0.0	0.0
Sunday, July 28, 2013	16:50	0:10	45	53	47	43	639	7.7	103	18	0.9	3.7	0.0	0.0	0.0
Sunday, July 28, 2013	17:00	0:10	44	49	46	43	778	8.1	108	18	0.9	3.5	0.0	0.0	0.0
Sunday, July 28, 2013	17:10	0:10	44	53	46	43	363	6.4	114	18	1.1	2.4	0.0	0.0	0.0
Sunday, July 28, 2013	17:20	0:10	45	52	48	43	652	7.8	112	18	0.9	3.2	0.0	0.0	0.0
Sunday, July 28, 2013	17:30	0:10	45	56	47	43	498	7.1	111	18	1.1	3.3	0.0	0.0	0.0
Sunday, July 28, 2013	17:40	0:10	46	53	48	43	757	8.1	113	18	0.9	3.5	0.0	0.0	0.0
Sunday, July 28, 2013	17:50	0:10	44	51	46	43	1340	9.9	113	18	1.1	3.5	0.0	0.0	0.0
Sunday, July 28, 2013	18:00	0:10	44	53	46	43	1094	9.1	110	18	1.1	3.9	0.0	0.0	0.0
Sunday, July 28, 2013	18:10	0:10	43	47	44	42	824	8.4	114	18	0.9	3.2	0.0	0.0	0.0
Sunday, July 28, 2013	18:20	0:10	44	54	45	43	737	7.9	113	17	0.7	2.6	0.0	0.0	0.0
Sunday, July 28, 2013	18:30	0:10	46	57	49	44	760	8.2	114	17	0.9	3.3	0.0	2.0	0.0
Sunday, July 28, 2013	18:40	0:10	45	51	46	43	862	8.5	115	17	1.3	3.5	0.0	0.2	0.0
Sunday, July 28, 2013	18:50	0:10	44	52	47	42	673	7.8	114	17	1.1	3.3	0.0	2.0	0.0
Sunday, July 28, 2013	19:00	0:10	47	56	51	42	932	8.6	107	17	0.9	3.0	0.0	0.6	0.0
Sunday, July 28, 2013	19:10	0:10	48	59	50	44	1153	9.3	109	17	0.9	3.2	0.0	0.4	0.0
Sunday, July 28, 2013	19:20	0:10	58	66	61	50	917	8.5	108	17	0.9	3.3	0.0	0.0	0.0
Sunday, July 28, 2013	19:30	0:10	59	66	62	55	1035	8.8	114	17	0.7	1.9	0.0	0.0	0.0
Sunday, July 28, 2013	19:40	0:10	51	64	53	48	1167	9.4	116	17	0.9	2.2	0.0	0.0	0.3
Sunday, July 28, 2013	19:50	0:10	51	61	54	47	978	8.9	108	17	0.4	1.9	0.0	0.0	0.3
Sunday, July 28, 2013	20:00	0:10	54	67	57	50	866	8.4	108	17	0.6	1.7	0.0	0.0	0.3
Sunday, July 28, 2013	20:10	0:10	60	67	62	55	935	8.5	108	17	0.2	1.5	0.0	0.0	0.3
Sunday, July 28, 2013	20:20	0:10	59	66	61	54	926	8.5	107	17	0.4	1.9	0.0	0.0	0.3
Sunday, July 28, 2013	20:30	0:10	57	67	59	53	996	8.7	109	17	0.7	2.0	0.0	0.0	0.8
Sunday, July 28, 2013	20:40	0:10	58	65	62	56	950	8.5	114	17	0.9	3.0	0.0	0.0	0.5
Sunday, July 28, 2013	20:50	0:10	58	67	62	52	784	8.2	107	17	0.6	2.0	0.0	0.0	0.0
Sunday, July 28, 2013	21:00	0:10	52	65	55	48	640	7.6	108	17	0.6	2.0	0.0	0.0	0.5
Sunday, July 28, 2013	21:10	0:10	49	61	52	45	856	8.3	111	17	0.7	2.4	0.0	0.0	0.3
Sunday, July 28, 2013	21:20	0:10	47	66	48	44	831	8.3	109	17	0.6	2.8	0.0	0.0	0.3
Sunday, July 28, 2013	21:30	0:10	46	61	48	44	840	8.3	107	17	0.6	2.4	0.0	0.0	0.5
Sunday, July 28, 2013	21:40	0:10	48	60	51	45	729	8.0	107	17	0.6	1.9	0.0	0.0	0.5
Sunday, July 28, 2013	21:50	0:10	55	64	58	52	929	8.7	107	17	0.9	2.8	0.0	0.0	0.0
Sunday, July 28, 2013	22:00	0:10	52	64	56	47	695	8.0	105	17	0.6	2.8	0.0	0.0	0.0
Sunday, July 28, 2013	22:10	0:10	48	59	51	45	677	7.9	109	17	0.6	1.7	0.0	0.0	0.0
Sunday, July 28, 2013	22:20	0:10	46	57	48	44	737	8.1	109	17	0.7	2.8	0.0	0.0	0.0
Sunday, July 28, 2013	22:30	0:10	44	55	45	43	610	7.5	108	17	0.6	2.0	0.0	0.0	0.0
Sunday, July 28, 2013	22:40	0:10	44	58	45	44	866	8.6	106	17	0.6	1.9	0.0	0.0	0.0
Sunday, July 28, 2013	22:50	0:10	45	56	47	44	912	8.6	108	17	0.6	1.5	0.0	0.0	0.0
Sunday, July 28, 2013	23:00	0:10	44	49	45	44	734	8.0	115	16	0.7	2.4	0.0	0.0	0.0
Sunday, July 28, 2013	23:10	0:10	44	47	45	44	511	7.2	118	16	0.6	1.9	0.0	0.0	0.3
Sunday, July 28, 2013	23:20	0:10	44	50	45	44	320	6.2	118	17	0.7	2.4	0.0	0.0	0.0
Sunday, July 28, 2013	23:30	0:10	44	49	44	43	264	5.9	121	17	0.6	1.7	0.0	0.0	0.0
Sunday, July 28, 2013	23:40	0:10	44	48	44	43	300	6.2	140	17	0.6	1.7	0.0	0.0	0.0
Sunday, July 28, 2013	23:50	0:10	44	49	44	43	295	6.0	135	17	0.4	1.1	0.0	0.0	0.0
Monday, July 29, 2013	0:00	0:10	44	48	45	44	286	5.8	137	16	0.4	1.7	0.0	0.0	0.0
Monday, July 29, 2013	0:10	0:10	44	57	45	44	225	5.5	140	16	0.7	2.6	0.0	0.0	0.0
Monday, July 29, 2013	0:20	0:10	44	52	45	43	170	5.0	145	16	0.6	2.2	0.0	0.0	0.0
Monday, July 29, 2013	0:30	0:10	43	45	44	43	98	4.5	153	16	0.7	2.0	0.0	0.0	0.0
Monday, July 29, 2013	0:40	0:10	43	47	43	43	81	5.3	148	16	0.4	2.0	0.0	0.0	0.0
Monday, July 29, 2013	0:50	0:10	43	45	43	43	145	4.9	153	16	0.2	1.3	0.0	0.0	0.0
Monday, July 29, 2013	1:00	0:10	43	45	43	43	106	4.7	156	16	0.0	0.6	0.0	0.0	0.0
Monday, July 29, 2013	1:10	0:10	43	46	44	43	74	4.2	144	17	0.2	1.5	0.0	0.0	0.0
Monday, July 29, 2013	1:20	0:10	44	46	44	43	58	4.0	144	16	0.4	1.9	0.0	0.0	0.0
Monday, July 29, 2013	1:30	0:10	44	48	44	43	111	4.4	142	16	0.6	2.2	0.0	0.0	0.0
Monday, July 29, 2013	1:40	0:10	43	45	44	43	99	4.4	140	16	0.4	2.0	0.0	0.0	0.0
Monday, July 29, 2013	1:50	0:10	43	48	44	43	9	3.0	147	16	0.4	1.5	0.0	0.0	0.0
Monday, July 29, 2013	2:00	0:10	43	46	44	43	-4	1.9	155	16	0.4	1.1	0.0	0.0	0.0
Monday, July 29, 2013	2:10	0:10	44	46	44	43	-4	2.5	165	16	0.2	1.9	0.0	0.0	0.0
Monday, July 29, 2013	2:20	0:10	43	45	44	43	-4	2.2	165	16	0.4	1.7	0.0	0.0	0.0
Monday, July 29, 2013	2:30	0:10	43	45	44	43	-4	1.9	166	16	0.4	1.1	0.0	0.0	0.0
Monday, July 29, 2013	2:40	0:10	44	50	44	43	-4	2.6	164	16	0.2	1.1	0.0	0.0	0.0
Monday, July 29, 2013	2:50	0:10	44	47	44	43	-4	3.0	154	16	0.2	1.3	0.0	0.0	0.0
Monday, July 29, 2013	3:00	0:10	44	48	44	43	0	2.7	167	16	0.4	1.3	0.0	0.0	0.0
Monday, July 29, 2013	3:10	0:10	44	49	44	43	-4	3.0	173	16	0.4	1.5	0.0	0.0	0.0
Monday, July 29, 2013	3:20	0:10	44	54	45	44	-4	2.1	180	16	0.6	1.9	0.0	0.0	0.0
Monday, July 29, 2013	3:30	0:10	45	56	45	44	-5	2.4	179	16	0.4	1.7	0.0	0.0	0.0
Monday, July 29, 2013	3:40	0:10	44	60	45	44	-4	3.1	175	16	0.4	1.7	0.0	0.0	0.3
Monday, July 29, 2013	3:50	0:10	44	52	44	44	-5	2.5	172	16	0.6	2.0	0.0	0.0	0.0
Monday, July 29, 2013	4:00	0:10	44	52	44	44	-6	2.7	166	16	0.4	1.7	0.0	0.0	0.0
Monday, July 29, 2013	4:10	0:10	44	51	44	44	-4	2.5	179	16	0.4	1.1	0.0	0.0	0.0
Monday, July 29, 2013	4:20	0:10	44	50	44	44	13	3.5	172	16	0.2	0.9	0.0	0.0	0.0
Monday, July 29, 2013	4:30	0:10	44	46	44	44	14	3.5	151	16	0.2	0.9	0.0	0.0	0.0
Monday, July 29, 2013	4:40	0:10	44	51	44	44	-6	2.9	160	16	0.0	0.4	0.0	0.0	0.0
Monday, July 29, 2013	4:50	0:10	44	52	45	44	-6	2.1	159	16	0.2	1.5	0.0	0.0	0.0
Monday, July 29, 2013	5:00	0:10	44	49	45	44	-5	1.6	183	16	0.2	1.7	0.0	0.0	0.0
Monday, July 29, 2013	5:10	0:10	44	49	45	44	-4	1.9	178	16	0.0	0.6	0.0	0.0	0.0
Monday, July 29, 2013	5:20	0:10	45	50	46	44	-5	2.2	169	16	0.0	0.7	0.0	0.0	0.0
Monday, July 29, 2013	5:30	0:10	45	51	47	44	-5	2.9	187	16	0.2	0.9	0.0	0.0	0.0
Monday															

Table A-4: Location 2 Summer Compliance Evaluation

Date	Time	Duration	Leq	Lmax	L(10)	L(90)	WT E2	WT E2	Onsite Met	Onsite Met	Loc. 2	Loc. 2	Loc. 6	Loc. 6	Loc. 6
	Start Time	(min)	(dBA)	(dBA)	(dBA)	(dBA)	Output (kW)	HH WS (m/s)	WD @ 75m (degrees)	Temp. (°C)	Avg. WS @ 2m (m/s)	Gust WS @ 2m (m/s)	Avg. WS @ 2m (m/s)	Gust WS @ 2m (m/s)	Precip. (mm)
Monday, July 29, 2013	7:20	0:10	44	52	44	43	-4	1.2	172	16	0.0	0.7	0.0	0.0	0.0
Monday, July 29, 2013	7:30	0:10	44	51	44	43	-4	1.1	178	16	0.0	0.9	0.0	0.0	0.0
Monday, July 29, 2013	7:40	0:10	44	50	45	43	-1	2.4	198	17	0.0	0.7	0.0	0.0	0.0
Monday, July 29, 2013	7:50	0:10	48	69	49	43	2	3.3	203	17	0.0	0.0	0.0	0.0	0.0
Monday, July 29, 2013	8:00	0:10	44	49	45	43	-1	3.1	216	17	0.0	0.0	0.0	0.0	0.0
Monday, July 29, 2013	8:10	0:10	44	52	44	43	-6	0.8	251	17	0.0	0.2	0.0	0.0	0.0
Monday, July 29, 2013	8:20	0:10	44	51	44	43	-5	1.0	258	18	0.2	0.7	0.0	0.0	0.0
Monday, July 29, 2013	8:30	0:10	50	71	46	44	-5	1.2	229	18	0.6	1.7	0.0	0.0	0.0
Monday, July 29, 2013	8:40	0:10	44	55	46	43	-4	1.6	210	18	0.6	1.7	0.0	0.0	0.0
Monday, July 29, 2013	8:50	0:10	44	58	45	43	-4	1.6	209	17	0.4	1.3	0.0	0.0	0.0
Monday, July 29, 2013	9:00	0:10	44	55	44	43	-3	1.2	201	17	0.4	1.9	0.0	0.0	0.0
Monday, July 29, 2013	9:10	0:10	44	49	44	43	-1	1.1	201	17	0.7	1.7	0.0	0.0	0.0
Monday, July 29, 2013	9:20	0:10	47	66	46	43	0	1.5	169	17	0.6	1.9	0.0	0.0	0.0
Monday, July 29, 2013	9:30	0:10	44	51	44	43	0	1.3	169	17	0.2	0.9	0.0	0.0	0.0
Monday, July 29, 2013	9:40	0:10	44	54	44	43	0	1.3	182	17	0.4	1.5	0.0	0.0	0.0
Monday, July 29, 2013	9:50	0:10	44	53	45	43	-2	1.1	226	18	0.2	1.5	0.0	0.0	0.0
Monday, July 29, 2013	10:00	0:10	46	61	46	43	-1	1.3	206	18	0.4	1.7	0.0	0.0	0.0
Monday, July 29, 2013	10:10	0:10	45	56	47	43	-1	1.7	183	18	0.2	1.3	0.0	0.0	0.0
Monday, July 29, 2013	10:20	0:10	44	52	45	43	-1	2.2	165	18	0.4	1.5	0.0	0.0	0.0
Monday, July 29, 2013	10:30	0:10	48	68	48	43	-1	2.1	148	19	0.7	1.7	0.0	0.0	0.0
Monday, July 29, 2013	10:40	0:10	44	61	44	43	-1	1.7	189	19	0.6	1.7	0.0	0.0	0.0
Monday, July 29, 2013	10:50	0:10	44	50	44	43	-1	2.4	168	20	0.2	1.3	0.0	0.0	0.0
Monday, July 29, 2013	11:00	0:10	44	58	45	43	-1	3.3	174	20	0.9	2.0	0.0	0.0	0.0
Monday, July 29, 2013	11:10	0:10	45	62	46	43	-4	2.8	172	20	1.1	2.4	0.0	0.0	0.0
Monday, July 29, 2013	11:20	0:10	44	57	46	43	-1	2.8	167	20	0.9	3.2	0.0	0.0	0.0
Monday, July 29, 2013	11:30	0:10	46	55	48	43	3	2.7	153	20	1.1	2.8	0.0	0.0	0.0
Monday, July 29, 2013	11:40	0:10	48	68	47	43	14	3.2	161	20	0.7	1.9	0.0	0.0	0.0
Monday, July 29, 2013	11:50	0:10	49	66	51	44	-5	2.4	161	21	0.7	2.0	0.0	0.0	0.0
Monday, July 29, 2013	12:00	0:10	57	69	60	43	-1	2.8	136	21	0.6	2.0	0.0	0.0	0.0
Monday, July 29, 2013	12:10	0:10	65	70	68	58	29	3.8	121	20	0.6	2.2	0.0	0.0	0.0
Monday, July 29, 2013	12:20	0:10	57	67	60	50	-5	5.5	127	20	0.4	0.9	0.0	0.6	0.0
Monday, July 29, 2013	12:30	0:10	48	62	49	46	-6	4.2	146	21	0.2	0.7	0.0	0.0	0.0
Monday, July 29, 2013	12:40	0:10	46	61	46	45	-4	2.4	167	22	0.0	0.4	0.0	0.0	0.0
Monday, July 29, 2013	12:50	0:10	44	58	45	44	-4	2.2	153	22	0.0	0.7	0.0	0.0	0.0
Monday, July 29, 2013	13:00	0:10	44	57	45	44	-4	1.5	155	22	0.0	0.4	0.0	0.0	0.0
Monday, July 29, 2013	13:10	0:10	44	54	45	44	-3	2.9	143	22	0.2	0.7	0.0	0.0	0.0
Monday, July 29, 2013	13:20	0:10	44	52	45	43	-1	3.6	151	21	0.6	2.2	0.0	0.0	0.0
Monday, July 29, 2013	13:30	0:10	45	53	47	44	-2	3.7	151	22	0.2	1.1	0.0	0.6	0.0
Monday, July 29, 2013	13:40	0:10	44	54	44	43	-1	3.7	149	22	0.4	1.3	0.0	0.0	0.0
Monday, July 29, 2013	13:50	0:10	46	59	46	44	-1	4.5	154	21	0.4	1.1	0.0	0.0	0.0
Monday, July 29, 2013	14:00	0:10	55	63	61	45	0	6.0	158	21	0.6	1.3	0.0	0.0	0.0
Monday, July 29, 2013	14:10	0:10	48	63	50	44	0	6.3	158	21	0.6	1.5	0.0	0.0	0.0
Monday, July 29, 2013	14:20	0:10	46	71	45	44	0	6.3	142	21	0.7	1.3	0.0	1.9	0.0
Monday, July 29, 2013	14:30	0:10	49	62	52	45	0	3.9	142	21	0.2	1.1	0.4	3.0	0.0
Monday, July 29, 2013	14:40	0:10	68	84	72	49	0	6.9	195	19	0.2	1.1	0.0	2.6	0.3
Monday, July 29, 2013	14:50	0:10	72	77	75	68	0	5.9	218	16	1.5	5.2	0.0	0.0	2.5
Monday, July 29, 2013	15:00	0:10	68	75	70	64	480	7.6	212	16	1.9	4.6	0.0	0.0	1.0
Monday, July 29, 2013	15:10	0:10	61	75	64	53	248	5.0	167	16	1.5	3.0	0.0	0.0	0.3
Monday, July 29, 2013	15:20	0:10	54	67	56	52	342	5.8	228	18	0.9	2.4	0.0	0.0	0.0
Monday, July 29, 2013	15:30	0:10	66	73	71	50	482	7.2	253	19	0.6	1.1	0.0	2.6	0.0
Monday, July 29, 2013	15:40	0:10	60	69	64	52	140	4.4	277	20	0.2	1.1	0.0	0.0	0.0
Monday, July 29, 2013	15:50	0:10	52	60	55	50	84	3.8	294	20	0.2	1.1	0.0	0.0	0.0
Monday, July 29, 2013	16:00	0:10	50	57	51	50	199	5.6	312	21	0.6	2.2	0.0	0.0	0.0
Monday, July 29, 2013	16:10	0:10	50	52	50	50	58	4.1	312	21	0.4	1.5	0.0	0.0	0.0
Monday, July 29, 2013	16:20	0:10	50	55	51	50	76	4.4	323	21	0.2	0.9	0.0	0.0	0.0
Monday, July 29, 2013	16:30	0:10	50	58	51	50	96	4.6	329	21	0.2	0.9	0.0	0.0	0.0
Monday, July 29, 2013	16:40	0:10	51	62	51	50	17	3.1	328	22	0.2	0.7	0.0	0.0	0.0
Monday, July 29, 2013	16:50	0:10	52	58	53	51	-5	2.2	330	21	0.4	0.7	0.0	0.0	0.0
Monday, July 29, 2013	17:00	0:10	52	64	52	51	1	3.8	358	20	0.7	2.6	0.0	0.0	0.0
Monday, July 29, 2013	17:10	0:10	51	62	51	50	17	3.5	336	19	0.9	3.3	0.0	0.0	0.0
Monday, July 29, 2013	17:20	0:10	51	63	51	51	-5	2.7	343	19	0.7	2.8	0.0	0.0	0.0
Monday, July 29, 2013	17:30	0:10	51	53	51	50	-4	1.9	320	19	0.4	1.3	0.0	0.0	0.0
Monday, July 29, 2013	17:40	0:10	51	59	51	50	-5	1.4	315	20	0.6	1.7	0.0	0.0	0.0
Monday, July 29, 2013	17:50	0:10	51	61	51	50	-4	2.0	299	20	0.0	0.6	0.0	0.0	0.0
Monday, July 29, 2013	18:00	0:10	52	65	51	51	18	4.7	305	20	0.0	0.0	0.0	0.4	0.0
Monday, July 29, 2013	18:10	0:10	51	55	51	51	95	4.7	299	19	0.0	0.6	0.0	0.0	0.0
Monday, July 29, 2013	18:20	0:10	51	62	52	51	135	4.9	290	19	0.4	0.7	0.0	0.0	0.0
Monday, July 29, 2013	18:30	0:10	51	52	51	51	15	3.2	290	19	0.0	0.6	0.0	1.9	0.0
Monday, July 29, 2013	18:40	0:10	51	56	51	51	-2	2.9	286	19	0.4	1.7	0.0	0.7	0.0
Monday, July 29, 2013	18:50	0:10	51	67	51	51	-3	2.8	295	20	0.4	1.9	0.0	1.1	0.0
Monday, July 29, 2013	19:00	0:10	51	64	51	51	17	3.5	302	20	0.6	1.1	0.0	0.0	0.0
Monday, July 29, 2013	19:10	0:10	51	55	51	50	22	3.6	298	20	0.4	1.1	0.0	0.0	0.0
Monday, July 29, 2013	19:20	0:10	51	56	51	50	62	4.0	299	20	0.0	0.9	0.0	0.0	0.0
Monday, July 29, 2013	19:30	0:10	50	57	51	50	78	4.3	315	19	0.2	0.7	0.0	0.0	0.0
Monday, July 29, 2013	19:40	0:10	50	52	51	50	33	3.7	317	19	0.4	0.7	0.0	0.0	0.0
Monday, July 29, 2013	19:50	0:10	50	55	51	50	12	3.2	312	19	0.6	1.1	0.0	0.0	0.0
Monday, July 29, 2013	20:00	0:10	50	58	50	50	-6	2.5	300	18	0.6	0.9	0.0	0.0	0.0
Monday, July 29, 2013	20:10	0:10	51	61	51	50	-5	2.8	289	18	0.2	0.7	0.0	0.0	0.0
Monday, July 29, 2013	20:20	0:10	50	56	50	50	18	3.0	280	17	0.0	0.6	0.0	0.0	0.0
Monday, July 29, 2013	20:30	0:10	50	56	50	50	64	4.1	276	17	0.0	0.0	0.0	0.0	0.0
Monday, July 29, 2013	20:40	0:10	50	52	50	50	75	4.3	277	16	0.0	0.6	0.0	0.0	0.0
Monday, July 29, 2013	20:50	0:10	50	60	50	50	122	4.7	279	16	0.2	0.6	0.0	0.0	0.0
Monday, July 29, 2013	21:00	0:10	50	56	50	50	132	4.8	275	16	0.0	0.0	0.0	0.0	0.0
Monday, July 29, 2013	21:10	0:10	50	53	50	50	49	3.9	273	16	0.0	0.4	0.0	0.0	0.0
Monday, July 29, 2013	21:20	0:10	50	52	50	49	40	3.9	272	16	0.6	1.1	0.0	0.0	0.0
Monday, July 29, 2013	21:30	0:10	50	51	50	49	-5	1.4	274	16	0.2	0.6	0.0	0.0	0.0
Monday, July 29, 2013	21:40	0:10	50	52	50	49	-5	1.4</							

Table A-4: Location 2 Summer Compliance Evaluation

Date	Time	Duration	Leq	Lmax	L(10)	L(90)	WT E2	WT E2	Onsite Met	Onsite Met	Loc. 2	Loc. 2	Loc. 6	Loc. 6	Loc. 6
	Start Time	(min)	(dBA)	(dBA)	(dBA)	(dBA)	Output (kW)	HH WS (m/s)	WD @ 75m (degrees)	Temp. (°C)	Avg. WS @ 2m (m/s)	Gust WS @ 2m (m/s)	Avg. WS @ 2m (m/s)	Gust WS @ 2m (m/s)	Precip. (mm)
Monday, July 29, 2013	23:20	0:10	49	50	49	49	389	6.6	301	16	0.2	0.9	0.0	0.0	0.0
Monday, July 29, 2013	23:30	0:10	49	51	49	49	566	7.5	299	15	0.0	0.0	0.0	0.0	0.0
Monday, July 29, 2013	23:40	0:10	49	51	49	49	537	7.3	298	15	0.0	0.7	0.0	0.0	0.0
Monday, July 29, 2013	23:50	0:10	49	54	49	49	458	7.0	299	15	0.4	1.3	0.0	0.0	0.0
Tuesday, July 30, 2013	0:00	0:10	49	49	49	49	385	6.6	302	15	0.2	0.9	0.0	0.0	0.0
Tuesday, July 30, 2013	0:10	0:10	49	49	49	49	419	6.8	297	15	0.2	1.3	0.0	0.0	0.0
Tuesday, July 30, 2013	0:20	0:10	49	50	49	48	406	6.7	301	15	0.2	1.1	0.0	0.7	0.0
Tuesday, July 30, 2013	0:30	0:10	49	49	49	48	543	7.3	304	15	0.0	0.4	0.0	0.0	0.0
Tuesday, July 30, 2013	0:40	0:10	49	49	49	48	551	7.3	306	15	0.0	0.0	0.0	0.0	0.0
Tuesday, July 30, 2013	0:50	0:10	49	50	49	48	376	6.6	308	15	0.4	0.9	0.0	0.0	0.0
Tuesday, July 30, 2013	1:00	0:10	49	50	49	48	235	5.6	313	14	0.6	1.3	0.0	0.0	0.0
Tuesday, July 30, 2013	1:10	0:10	49	49	49	48	242	5.8	324	15	0.7	1.3	0.0	0.0	0.0
Tuesday, July 30, 2013	1:20	0:10	49	49	49	48	267	5.9	340	15	0.7	1.3	0.0	0.0	0.0
Tuesday, July 30, 2013	1:30	0:10	48	51	49	48	225	5.5	336	15	0.9	1.3	0.0	0.0	0.0
Tuesday, July 30, 2013	1:40	0:10	48	49	49	48	295	6.1	333	15	1.1	1.7	0.0	0.0	0.0
Tuesday, July 30, 2013	1:50	0:10	49	50	49	48	567	7.5	335	14	1.3	1.9	0.0	0.0	0.0
Tuesday, July 30, 2013	2:00	0:10	48	49	49	48	-2	7.0	335	14	0.6	1.3	0.0	0.0	0.0
Tuesday, July 30, 2013	2:10	0:10	48	49	49	48	-4	6.4	326	14	0.6	1.5	0.0	0.0	0.0
Tuesday, July 30, 2013	2:20	0:10	48	49	49	48	-4	6.1	320	14	0.7	1.5	0.0	0.7	0.0
Tuesday, July 30, 2013	2:30	0:10	48	49	48	48	-4	6.5	320	14	0.2	1.1	0.0	0.0	0.0
Tuesday, July 30, 2013	2:40	0:10	48	52	48	48	-4	6.9	315	14	0.6	1.3	0.0	0.0	0.0
Tuesday, July 30, 2013	2:50	0:10	48	49	48	48	-4	7.0	311	14	0.7	1.3	0.0	0.0	0.0
Tuesday, July 30, 2013	3:00	0:10	48	49	48	48	319	7.3	322	14	0.6	1.1	0.0	0.0	0.0
Tuesday, July 30, 2013	3:10	0:10	48	49	48	48	488	7.1	321	14	0.9	1.7	0.0	0.0	0.0
Tuesday, July 30, 2013	3:20	0:10	48	49	49	48	651	7.6	319	13	1.3	1.9	0.0	0.0	0.0
Tuesday, July 30, 2013	3:30	0:10	48	49	49	48	1101	9.1	320	13	1.1	1.9	0.0	0.0	0.0
Tuesday, July 30, 2013	3:40	0:10	48	49	49	48	1055	9.2	323	13	1.1	2.0	0.0	0.0	0.0
Tuesday, July 30, 2013	3:50	0:10	48	54	48	48	1009	8.9	320	13	0.6	1.5	0.0	0.0	0.0
Tuesday, July 30, 2013	4:00	0:10	48	49	48	48	808	8.4	331	13	0.7	1.3	0.0	0.0	0.0
Tuesday, July 30, 2013	4:10	0:10	48	49	48	48	931	8.7	340	13	0.7	1.5	0.0	0.0	0.0
Tuesday, July 30, 2013	4:20	0:10	48	49	48	48	952	8.7	340	14	0.9	1.7	0.0	0.0	0.0
Tuesday, July 30, 2013	4:30	0:10	48	50	48	48	944	8.7	325	13	0.9	1.7	0.0	0.0	0.0
Tuesday, July 30, 2013	4:40	0:10	48	52	48	48	819	8.1	322	13	0.9	1.9	0.0	0.0	0.0
Tuesday, July 30, 2013	4:50	0:10	48	50	48	48	509	7.0	331	13	1.1	1.7	0.0	0.0	0.0
Tuesday, July 30, 2013	5:00	0:10	48	52	48	48	192	5.2	335	13	0.7	1.3	0.0	0.0	0.0
Tuesday, July 30, 2013	5:10	0:10	48	52	49	48	169	5.1	338	13	0.4	1.1	0.0	0.0	0.0
Tuesday, July 30, 2013	5:20	0:10	48	55	49	48	146	4.9	329	13	0.7	1.1	0.0	0.0	0.0
Tuesday, July 30, 2013	5:30	0:10	48	53	49	48	259	5.8	322	13	0.6	0.9	0.0	0.0	0.0
Tuesday, July 30, 2013	5:40	0:10	48	51	49	48	428	6.9	324	13	0.6	1.3	0.0	0.0	0.0
Tuesday, July 30, 2013	5:50	0:10	51	67	49	48	409	6.6	324	13	0.2	1.3	0.0	0.0	0.0
Tuesday, July 30, 2013	6:00	0:10	49	54	49	48	561	7.4	331	13	0.7	1.1	0.0	0.0	0.0
Tuesday, July 30, 2013	6:10	0:10	48	49	48	48	344	6.1	331	14	0.4	0.9	0.0	0.4	0.0
Tuesday, July 30, 2013	6:20	0:10	49	70	48	47	180	5.2	331	14	0.6	1.1	0.0	0.0	0.0
Tuesday, July 30, 2013	6:30	0:10	48	61	48	48	168	5.1	327	14	0.2	0.7	0.0	0.0	0.0
Tuesday, July 30, 2013	6:40	0:10	50	61	50	48	417	6.7	325	14	0.2	0.7	0.0	0.0	0.0
Tuesday, July 30, 2013	6:50	0:10	50	56	51	50	511	7.1	323	14	0.2	0.7	0.0	1.3	0.0
Tuesday, July 30, 2013	7:00	0:10	51	54	51	50	560	7.4	323	14	0.6	1.3	0.0	1.7	0.0
Tuesday, July 30, 2013	7:10	0:10	50	57	52	48	734	8.1	315	15	0.4	1.1	0.4	3.0	0.0
Tuesday, July 30, 2013	7:20	0:10	50	71	48	48	766	8.2	311	15	0.6	1.1	0.4	1.9	0.0
Tuesday, July 30, 2013	7:30	0:10	48	53	48	48	790	8.3	315	15	0.6	1.3	0.2	2.4	0.0
Tuesday, July 30, 2013	7:40	0:10	49	68	50	48	664	7.7	315	15	0.6	1.5	0.2	2.6	0.0
Tuesday, July 30, 2013	7:50	0:10	52	66	51	51	578	7.2	316	15	0.6	1.3	0.4	2.8	0.0
Tuesday, July 30, 2013	8:00	0:10	51	56	52	51	527	7.3	315	15	0.6	1.3	0.4	3.2	0.0
Tuesday, July 30, 2013	8:10	0:10	48	58	51	47	430	6.7	311	16	0.6	1.3	0.4	2.6	0.0
Tuesday, July 30, 2013	8:20	0:10	48	53	48	47	392	6.5	315	16	0.4	1.3	0.2	2.4	0.0
Tuesday, July 30, 2013	8:30	0:10	47	55	48	47	472	7.0	315	16	0.4	0.9	0.6	3.5	0.0
Tuesday, July 30, 2013	8:40	0:10	48	63	49	47	654	7.9	314	16	0.6	2.0	0.9	3.7	0.0
Tuesday, July 30, 2013	8:50	0:10	47	50	47	47	592	7.7	308	16	0.4	1.7	0.4	2.8	0.0
Tuesday, July 30, 2013	9:00	0:10	52	67	55	47	372	6.6	305	17	0.4	2.0	0.2	2.0	0.0
Tuesday, July 30, 2013	9:10	0:10	48	58	48	47	797	8.3	296	17	0.6	1.9	0.4	3.0	0.0
Tuesday, July 30, 2013	9:20	0:10	47	51	48	47	851	8.5	295	17	0.4	1.7	0.6	3.5	0.0
Tuesday, July 30, 2013	9:30	0:10	47	52	47	47	793	8.4	300	17	0.6	2.4	0.2	3.3	0.0
Tuesday, July 30, 2013	9:40	0:10	47	53	47	47	594	7.4	302	17	0.4	1.1	0.4	3.5	0.0
Tuesday, July 30, 2013	9:50	0:10	48	57	49	47	732	8.0	293	17	0.4	1.5	0.6	4.6	0.0
Tuesday, July 30, 2013	10:00	0:10	50	67	50	47	660	7.8	307	18	0.6	1.5	1.3	4.3	0.0
Tuesday, July 30, 2013	10:10	0:10	48	63	48	47	643	7.9	303	18	0.7	2.0	1.7	4.1	0.0
Tuesday, July 30, 2013	10:20	0:10	48	63	49	47	686	7.9	294	18	0.7	2.2	1.1	4.3	0.0
Tuesday, July 30, 2013	10:30	0:10	52	68	52	47	795	8.2	295	18	0.6	1.7	1.1	5.0	0.0
Tuesday, July 30, 2013	10:40	0:10	47	53	49	46	774	8.3	309	18	0.9	2.4	1.1	4.6	0.0
Tuesday, July 30, 2013	10:50	0:10	47	51	48	46	576	7.5	285	18	0.7	2.2	1.1	6.5	0.0
Tuesday, July 30, 2013	11:00	0:10	50	64	51	46	526	7.4	291	19	0.6	1.5	0.9	4.3	0.0
Tuesday, July 30, 2013	11:10	0:10	47	51	48	46	522	7.3	309	19	0.6	1.5	0.7	4.4	0.0
Tuesday, July 30, 2013	11:20	0:10	48	57	50	46	566	7.6	309	18	0.6	1.5	1.3	4.1	0.0
Tuesday, July 30, 2013	11:30	0:10	50	68	50	47	501	7.2	307	18	0.6	2.0	1.1	4.4	0.0
Tuesday, July 30, 2013	11:40	0:10	47	60	48	46	742	8.3	311	18	0.7	1.9	0.4	3.5	0.0
Tuesday, July 30, 2013	11:50	0:10	47	63	48	46	771	8.3	321	19	0.7	1.9	1.1	4.3	0.0
Tuesday, July 30, 2013	12:00	0:10	47	57	48	46	767	8.4	318	19	0.6	1.5	0.9	5.6	0.0
Tuesday, July 30, 2013	12:10	0:10	48	53	50	46	500	7.2	320	19	0.6	1.5	1.1	4.3	0.0
Tuesday, July 30, 2013	12:20	0:10	47	50	48	46	799	8.4	325	20	0.7	2.2	1.3	4.3	0.0
Tuesday, July 30, 2013	12:30	0:10	48	58	49	47	874	8.7	328	19	0.7	2.0	0.9	4.3	0.0
Tuesday, July 30, 2013	12:40	0:10	48	54	48	46	923	8.6	302	18	0.7	2.0	0.6	4.4	0.0
Tuesday, July 30, 2013	12:50	0:10	47	57	47	46	847	8.7	305	20	0.7	2.0	0.6	3.9	0.0
Tuesday, July 30, 2013	13:00	0:10	47	55	48	46	832	8.6	313	20	0.7	2.2	0.4	2.8	0.0
Tuesday, July 30, 2013	13:10	0:10	47	55	49	46	813	8.3	306	19	0.6	2.0	1.1	5.4	0.0
Tuesday, July 30, 2013	13:20	0:10	47	56	48	46	661	7.9	312	20	0.7	1.9	1.1	4.4	0.0
Tuesday, July 30, 2013	13:30	0:10	47	61	47	46	903	8.9	302	20	0.6	2.4	0.7	3.5	0.0

Table A-4: Location 2 Summer Compliance Evaluation

Date	Time	Duration	Leq	Lmax	L(10)	L(90)	WT E2	WT E2	Onsite Met	Onsite Met	Loc. 2	Loc. 2	Loc. 6	Loc. 6	Loc. 6
	Start Time	(min)	(dBA)	(dBA)	(dBA)	(dBA)	Output (kW)	HH WS (m/s)	WD @ 75m (degrees)	Temp. (°C)	Avg. WS @ 2m (m/s)	Gust WS @ 2m (m/s)	Avg. WS @ 2m (m/s)	Gust WS @ 2m (m/s)	Precip. (mm)
Tuesday, July 30, 2013	15:20	0:10	48	66	49	46	722	8.2	307	21	0.6	2.8	0.7	3.2	0.0
Tuesday, July 30, 2013	15:30	0:10	49	68	51	47	666	7.7	303	21	0.4	1.1	0.4	2.8	0.0
Tuesday, July 30, 2013	15:40	0:10	49	62	51	47	218	5.8	299	21	0.6	2.0	0.6	3.5	0.0
Tuesday, July 30, 2013	15:50	0:10	50	66	51	45	422	7.1	297	21	0.6	1.9	0.9	3.5	0.0
Tuesday, July 30, 2013	16:00	0:10	46	50	46	45	316	6.4	299	21	0.6	1.7	0.6	4.3	0.0
Tuesday, July 30, 2013	16:10	0:10	46	58	47	45	245	5.9	316	21	0.6	1.7	0.4	2.6	0.0
Tuesday, July 30, 2013	16:20	0:10	46	57	46	45	295	6.2	316	21	0.7	1.7	0.9	3.0	0.0
Tuesday, July 30, 2013	16:30	0:10	46	55	46	45	570	7.4	310	21	0.4	1.5	0.4	3.2	0.0
Tuesday, July 30, 2013	16:40	0:10	46	54	46	45	563	7.3	310	21	0.2	1.1	0.7	3.2	0.0
Tuesday, July 30, 2013	16:50	0:10	46	56	46	45	303	6.3	298	21	0.2	1.1	0.6	4.4	0.0
Tuesday, July 30, 2013	17:00	0:10	46	52	46	45	633	7.6	307	21	0.0	0.6	0.4	3.5	0.0
Tuesday, July 30, 2013	17:10	0:10	46	55	47	45	441	6.9	304	20	0.2	0.7	1.3	4.1	0.0
Tuesday, July 30, 2013	17:20	0:10	46	56	46	46	1107	9.4	309	20	0.2	0.9	0.7	2.8	0.0
Tuesday, July 30, 2013	17:30	0:10	47	59	47	45	957	8.6	303	20	0.7	1.7	0.6	3.2	0.0
Tuesday, July 30, 2013	17:40	0:10	46	53	46	45	601	7.6	309	20	0.4	1.3	0.4	3.3	0.0
Tuesday, July 30, 2013	17:50	0:10	46	54	47	45	452	6.9	308	20	0.2	1.1	0.4	2.6	0.0
Tuesday, July 30, 2013	18:00	0:10	46	51	46	45	551	7.5	304	19	0.4	1.5	0.2	2.6	0.0
Tuesday, July 30, 2013	18:10	0:10	46	52	46	45	446	7.1	298	19	0.4	1.1	0.2	3.2	0.0
Tuesday, July 30, 2013	18:20	0:10	46	52	46	45	483	7.0	301	19	0.2	0.9	0.7	3.5	0.0
Tuesday, July 30, 2013	18:30	0:10	46	55	46	45	614	7.8	303	19	0.2	0.6	0.2	2.8	0.0
Tuesday, July 30, 2013	18:40	0:10	46	52	46	45	585	7.6	307	19	0.4	0.9	0.0	1.5	0.0
Tuesday, July 30, 2013	18:50	0:10	45	51	46	45	431	6.9	306	18	0.4	1.1	0.0	0.4	0.0
Tuesday, July 30, 2013	19:00	0:10	46	66	47	45	394	6.7	306	18	0.6	1.3	0.0	0.2	0.0
Tuesday, July 30, 2013	19:10	0:10	45	51	45	45	293	5.9	306	18	0.4	0.9	0.0	0.0	0.0
Tuesday, July 30, 2013	19:20	0:10	45	61	45	45	283	6.1	303	18	0.4	0.7	0.0	0.0	0.0
Tuesday, July 30, 2013	19:30	0:10	45	56	46	45	336	6.3	303	17	0.4	0.7	0.0	0.0	0.0
Tuesday, July 30, 2013	19:40	0:10	45	62	45	45	470	7.1	308	17	0.6	1.1	0.0	0.0	0.0
Tuesday, July 30, 2013	19:50	0:10	45	56	45	45	621	7.7	307	17	0.7	1.3	0.0	0.0	0.0
Tuesday, July 30, 2013	20:00	0:10	46	66	45	45	505	7.2	309	17	0.9	1.7	0.0	0.0	0.0
Tuesday, July 30, 2013	20:10	0:10	45	56	45	45	401	6.6	308	16	0.9	1.5	0.0	0.0	0.0
Tuesday, July 30, 2013	20:20	0:10	46	69	45	45	388	6.7	307	16	0.9	1.5	0.0	0.0	0.0
Tuesday, July 30, 2013	20:30	0:10	45	52	45	45	323	6.3	308	16	1.1	1.5	0.0	0.0	0.0
Tuesday, July 30, 2013	20:40	0:10	45	51	45	45	273	6.1	306	16	0.9	1.3	0.0	0.0	0.0
Tuesday, July 30, 2013	20:50	0:10	45	50	45	45	235	5.6	302	16	0.6	1.1	0.0	0.0	0.0
Tuesday, July 30, 2013	21:00	0:10	45	51	45	45	247	5.7	302	16	0.2	0.6	0.0	0.0	0.0
Tuesday, July 30, 2013	21:10	0:10	45	50	45	45	303	6.1	303	15	0.0	0.4	0.0	0.0	0.0
Tuesday, July 30, 2013	21:20	0:10	45	48	45	44	211	5.5	303	15	0.0	0.4	0.0	0.0	0.0
Tuesday, July 30, 2013	21:30	0:10	45	54	45	44	222	5.7	300	15	0.0	0.2	0.0	0.0	0.0
Tuesday, July 30, 2013	21:40	0:10	45	51	45	45	108	4.6	299	15	0.0	0.9	0.0	0.0	0.0
Tuesday, July 30, 2013	21:50	0:10	45	48	45	44	42	4.0	302	15	0.7	1.1	0.0	0.0	0.0
Tuesday, July 30, 2013	22:00	0:10	45	48	45	44	35	3.8	305	15	0.6	0.7	0.0	0.0	0.0
Tuesday, July 30, 2013	22:10	0:10	45	48	45	44	21	3.7	310	15	0.4	0.7	0.0	0.0	0.0
Tuesday, July 30, 2013	22:20	0:10	45	49	45	44	26	3.8	310	15	0.6	0.9	0.0	0.0	0.0
Tuesday, July 30, 2013	22:30	0:10	44	46	45	44	-2	3.3	308	15	0.6	1.1	0.0	0.0	0.0
Tuesday, July 30, 2013	22:40	0:10	44	46	45	44	-13	2.7	309	16	0.0	0.7	0.0	0.0	0.0
Tuesday, July 30, 2013	22:50	0:10	44	46	45	44	3	3.6	309	16	0.4	0.9	0.0	0.0	0.0
Tuesday, July 30, 2013	23:00	0:10	44	47	45	44	33	4.0	310	16	0.2	0.6	0.0	0.0	0.0
Tuesday, July 30, 2013	23:10	0:10	44	45	45	44	45	4.2	307	15	0.0	0.0	0.0	0.0	0.0
Tuesday, July 30, 2013	23:20	0:10	44	46	45	44	81	4.7	301	15	0.2	0.9	0.0	0.0	0.0
Tuesday, July 30, 2013	23:30	0:10	44	45	45	44	113	4.7	296	15	0.2	0.9	0.0	0.0	0.0
Tuesday, July 30, 2013	23:40	0:10	44	46	45	44	111	4.6	298	15	0.0	0.6	0.0	0.0	0.0
Tuesday, July 30, 2013	23:50	0:10	44	45	44	44	93	4.5	301	15	0.4	0.9	0.0	0.0	0.0
Wednesday, July 31, 2013	0:00	0:10	44	47	44	44	81	4.2	298	15	0.2	0.7	0.0	0.0	0.0
Wednesday, July 31, 2013	0:10	0:10	44	45	44	44	52	4.0	300	15	0.2	0.7	0.0	0.0	0.0
Wednesday, July 31, 2013	0:20	0:10	44	45	44	44	88	4.6	303	15	0.0	0.7	0.0	0.0	0.0
Wednesday, July 31, 2013	0:30	0:10	44	47	44	44	142	5.1	303	15	0.0	0.6	0.0	0.0	0.0
Wednesday, July 31, 2013	0:40	0:10	44	49	44	44	160	5.1	311	15	0.2	0.9	0.0	0.0	0.0
Wednesday, July 31, 2013	0:50	0:10	44	45	44	44	225	5.6	306	14	0.4	1.1	0.0	0.0	0.0
Wednesday, July 31, 2013	1:00	0:10	44	46	44	44	332	6.3	310	14	0.2	0.9	0.0	0.0	0.0
Wednesday, July 31, 2013	1:10	0:10	44	49	44	44	336	6.3	309	15	0.0	0.0	0.0	0.0	0.0
Wednesday, July 31, 2013	1:20	0:10	44	47	44	44	316	6.3	312	15	0.0	0.0	0.0	0.0	0.0
Wednesday, July 31, 2013	1:30	0:10	44	45	44	44	274	6.0	313	14	0.0	0.0	0.0	0.0	0.0
Wednesday, July 31, 2013	1:40	0:10	44	46	44	44	198	5.4	312	14	0.0	0.0	0.0	0.0	0.0
Wednesday, July 31, 2013	1:50	0:10	44	46	44	44	123	5.5	307	14	0.0	0.6	0.0	0.0	0.0
Wednesday, July 31, 2013	2:00	0:10	44	45	44	44	-4	6.9	307	14	0.0	0.0	0.0	0.0	0.0
Wednesday, July 31, 2013	2:10	0:10	44	45	45	44	-4	9.4	306	14	0.0	0.0	0.0	0.0	0.0
Wednesday, July 31, 2013	2:20	0:10	44	46	44	44	-4	10.8	306	14	0.0	0.0	0.0	0.0	0.0
Wednesday, July 31, 2013	2:30	0:10	44	45	44	44	-4	10.3	304	14	0.4	1.1	0.0	0.0	0.0
Wednesday, July 31, 2013	2:40	0:10	44	47	44	44	-4	10.2	303	14	0.2	0.7	0.0	0.0	0.0
Wednesday, July 31, 2013	2:50	0:10	44	47	44	44	-2	8.5	306	14	0.0	0.2	0.0	0.0	0.0
Wednesday, July 31, 2013	3:00	0:10	44	46	45	44	668	8.4	309	14	0.7	1.5	0.0	0.0	0.0
Wednesday, July 31, 2013	3:10	0:10	44	47	45	44	795	8.0	312	14	0.7	1.3	0.0	0.0	0.0
Wednesday, July 31, 2013	3:20	0:10	44	46	44	44	442	6.7	310	13	0.2	0.9	0.0	0.0	0.0
Wednesday, July 31, 2013	3:30	0:10	44	45	44	44	453	6.8	312	13	0.2	0.9	0.0	0.0	0.0
Wednesday, July 31, 2013	3:40	0:10	44	45	44	44	654	7.6	312	13	0.2	0.7	0.0	0.0	0.0
Wednesday, July 31, 2013	3:50	0:10	44	45	45	44	841	8.2	310	13	0.2	0.9	0.0	0.0	0.0
Wednesday, July 31, 2013	4:00	0:10	44	48	45	44	894	8.6	313	13	0.9	1.5	0.0	0.0	0.0
Wednesday, July 31, 2013	4:10	0:10	44	47	44	44	825	8.4	313	13	0.2	0.9	0.0	0.0	0.0
Wednesday, July 31, 2013	4:20	0:10	44	49	45	44	771	8.2	315	13	0.0	0.0	0.0	0.0	0.0
Wednesday, July 31, 2013	4:30	0:10	44	46	44	44	762	8.1	312	13	0.0	0.0	0.0	0.0	0.0
Wednesday, July 31, 2013	4:40	0:10	44	52	45	44	533	7.2	316	13	0.0	0.0	0.0	0.0	0.0
Wednesday, July 31, 2013	4:50	0:10	45	52	45	44	415	6.7	316	13	0.0	0.0	0.0	0.0	0.0
Wednesday, July 31, 2013	5:00	0:10	47	58	49	44	234	5.6	315	13	0.0	0.6	0.0	0.0	0.0
Wednesday, July 31, 2013	5:10	0:10	45	51	47	44	102	4.3	312	13	0.4	1.1	0.0	0.0	0.0
Wednesday, July 31, 2013	5:20	0:10	46	56	47	44	126	4.7	311	13	0.6	1.1	0.0	0.0	0.0
Wednesday, July 31, 2013	5:30	0:10	45	50	47	44	129	4.7	310	13	0.2	0.9	0.0	0.0	0.0</

Table A-4: Location 2 Summer Compliance Evaluation

Date	Time	Duration	Leq	Lmax	L(10)	L(90)	WT E2	WT E2	Onsite Met	Onsite Met	Loc. 2	Loc. 2	Loc. 6	Loc. 6	Loc. 6
	Start Time	(min)	(dBA)	(dBA)	(dBA)	(dBA)	Output (kW)	HH WS (m/s)	WD @ 75m (degrees)	Temp. (°C)	Avg. WS @ 2m (m/s)	Gust WS @ 2m (m/s)	Avg. WS @ 2m (m/s)	Gust WS @ 2m (m/s)	Precip. (mm)
Wednesday, July 31, 2013	7:20	0:10	48	63	48	44	-5	3.0	341	15	0.7	1.7	0.0	0.0	0.0
Wednesday, July 31, 2013	7:30	0:10	44	51	44	44	-15	2.9	335	16	0.7	1.3	0.0	0.0	0.0
Wednesday, July 31, 2013	7:40	0:10	44	49	44	44	-9	2.5	331	16	0.7	1.3	0.0	0.0	0.0
Wednesday, July 31, 2013	7:50	0:10	47	60	49	44	-9	1.5	338	16	0.6	0.9	0.0	0.0	0.0
Wednesday, July 31, 2013	8:00	0:10	50	64	52	46	-4	0.9	340	17	0.6	0.9	0.0	0.2	0.0
Wednesday, July 31, 2013	8:10	0:10	49	62	51	45	-5	1.0	342	17	0.6	0.7	0.0	0.0	0.0
Wednesday, July 31, 2013	8:20	0:10	49	68	51	45	-6	0.8	327	17	0.7	1.1	0.0	0.0	0.0
Wednesday, July 31, 2013	8:30	0:10	47	59	49	45	-6	1.0	325	17	0.6	1.1	0.0	0.0	0.0
Wednesday, July 31, 2013	8:40	0:10	45	60	46	44	-2	0.9	298	18	0.4	1.7	0.0	1.3	0.0
Wednesday, July 31, 2013	8:50	0:10	52	70	53	44	-1	0.6	289	18	0.4	1.5	0.0	0.7	0.0
Wednesday, July 31, 2013	9:00	0:10	47	64	45	43	-1	0.7	284	18	0.6	1.5	0.0	0.4	0.0
Wednesday, July 31, 2013	9:10	0:10	44	56	45	43	-1	1.0	304	19	0.6	1.7	0.2	2.4	0.0
Wednesday, July 31, 2013	9:20	0:10	45	54	46	45	-2	0.8	341	18	0.7	1.3	0.0	1.3	0.0
Wednesday, July 31, 2013	9:30	0:10	44	54	44	43	-1	1.1	9	18	0.4	1.5	0.0	1.7	0.0
Wednesday, July 31, 2013	9:40	0:10	44	48	44	43	0	1.5	345	18	0.7	1.9	0.2	2.6	0.0
Wednesday, July 31, 2013	9:50	0:10	44	54	45	43	-1	1.6	323	18	0.7	1.7	0.2	2.4	0.0
Wednesday, July 31, 2013	10:00	0:10	44	51	44	43	-1	1.7	318	19	0.7	1.9	0.4	2.6	0.0
Wednesday, July 31, 2013	10:10	0:10	46	65	45	43	-1	1.9	319	19	0.9	1.9	0.2	2.8	0.0
Wednesday, July 31, 2013	10:20	0:10	44	54	45	43	-1	0.8	324	20	0.7	1.5	0.0	1.5	0.0
Wednesday, July 31, 2013	10:30	0:10	44	53	44	43	-1	1.3	342	19	0.6	2.0	0.0	1.1	0.0
Wednesday, July 31, 2013	10:40	0:10	47	62	47	43	-1	1.5	313	20	0.9	1.7	0.0	0.0	0.0
Wednesday, July 31, 2013	10:50	0:10	44	50	44	43	-1	1.2	307	20	0.7	1.9	0.0	0.4	0.0
Wednesday, July 31, 2013	11:00	0:10	44	63	44	43	-1	1.4	290	20	0.7	1.5	0.0	1.7	0.0
Wednesday, July 31, 2013	11:10	0:10	48	62	50	43	0	2.4	313	20	0.6	1.1	0.0	0.0	0.0
Wednesday, July 31, 2013	11:20	0:10	46	61	48	44	-9	2.3	307	20	0.9	2.2	0.0	1.3	0.0
Wednesday, July 31, 2013	11:30	0:10	44	53	45	43	-6	2.9	291	20	0.9	2.4	0.2	1.5	0.0
Wednesday, July 31, 2013	11:40	0:10	45	56	45	43	-10	2.2	310	21	0.6	1.7	0.0	2.6	0.0
Wednesday, July 31, 2013	11:50	0:10	44	60	45	43	-9	2.5	292	20	0.6	1.5	0.2	2.4	0.0
Wednesday, July 31, 2013	12:00	0:10	44	55	44	43	13	2.9	282	21	0.9	2.2	0.4	2.0	0.0
Wednesday, July 31, 2013	12:10	0:10	44	51	44	43	-5	2.4	310	21	0.7	2.0	0.2	2.2	0.0
Wednesday, July 31, 2013	12:20	0:10	45	57	46	43	38	3.5	349	21	0.4	1.3	0.6	2.2	0.0
Wednesday, July 31, 2013	12:30	0:10	45	58	45	43	35	3.6	292	21	0.6	1.9	0.2	2.2	0.0
Wednesday, July 31, 2013	12:40	0:10	48	56	51	43	-11	3.3	246	21	0.7	2.0	0.2	2.2	0.0
Wednesday, July 31, 2013	12:50	0:10	49	58	54	43	26	4.2	285	22	0.9	3.0	0.2	1.9	0.0
Wednesday, July 31, 2013	13:00	0:10	48	63	48	43	-2	3.4	257	22	0.6	1.9	0.0	0.7	0.0
Wednesday, July 31, 2013	13:10	0:10	44	54	44	43	100	4.6	265	23	0.6	1.1	0.6	2.6	0.0
Wednesday, July 31, 2013	13:20	0:10	44	55	44	43	17	4.0	308	22	0.4	1.1	0.4	2.4	0.0
Wednesday, July 31, 2013	13:30	0:10	44	55	45	43	58	3.7	296	21	0.4	1.3	0.2	2.2	0.0
Wednesday, July 31, 2013	13:40	0:10	45	58	45	43	9	3.6	314	20	0.4	1.1	0.2	1.3	0.0
Wednesday, July 31, 2013	13:50	0:10	46	59	47	43	31	3.8	324	20	0.6	1.3	0.0	0.4	0.0
Wednesday, July 31, 2013	14:00	0:10	46	62	45	43	-4	4.1	271	21	0.6	1.3	0.0	0.0	0.0
Wednesday, July 31, 2013	14:10	0:10	47	60	49	44	-4	3.5	269	21	0.6	1.9	0.0	1.9	0.0
Wednesday, July 31, 2013	14:20	0:10	48	60	51	44	-4	3.2	274	21	0.4	1.3	0.0	0.6	0.0
Wednesday, July 31, 2013	14:30	0:10	48	61	48	44	-4	3.5	270	22	0.4	1.1	0.0	0.2	0.0
Wednesday, July 31, 2013	14:40	0:10	45	60	45	44	-4	3.5	282	23	0.6	2.2	0.0	0.0	0.0
Wednesday, July 31, 2013	14:50	0:10	45	63	45	44	-3	3.5	246	23	0.4	1.1	0.0	1.3	0.0
Wednesday, July 31, 2013	15:00	0:10	44	63	44	43	9	2.9	258	24	0.2	0.9	0.0	1.5	0.0
Wednesday, July 31, 2013	15:10	0:10	44	54	44	43	23	3.8	299	23	0.2	1.1	0.4	3.2	0.0
Wednesday, July 31, 2013	15:20	0:10	44	65	45	43	45	3.8	278	23	0.0	0.6	0.2	1.9	0.0
Wednesday, July 31, 2013	15:30	0:10	44	54	44	43	24	3.5	272	23	0.2	0.7	0.2	1.9	0.0
Wednesday, July 31, 2013	15:40	0:10	44	55	45	43	21	3.1	296	23	0.4	1.1	0.4	3.0	0.0
Wednesday, July 31, 2013	15:50	0:10	44	52	44	43	-6	2.6	343	23	0.0	0.6	0.4	2.0	0.0
Wednesday, July 31, 2013	16:00	0:10	45	54	47	43	3	3.0	342	23	0.2	0.7	0.4	2.4	0.0
Wednesday, July 31, 2013	16:10	0:10	44	54	45	44	-6	2.5	330	23	0.0	0.4	0.2	2.6	0.0
Wednesday, July 31, 2013	16:20	0:10	44	55	44	44	-4	2.4	333	22	0.2	0.7	0.0	0.0	0.0
Wednesday, July 31, 2013	16:30	0:10	44	49	45	44	-4	2.7	304	22	0.0	0.6	0.0	0.7	0.0
Wednesday, July 31, 2013	16:40	0:10	45	57	47	44	-7	2.7	311	23	0.0	0.0	0.0	0.0	0.0
Wednesday, July 31, 2013	16:50	0:10	44	51	44	43	-2	2.8	294	22	0.0	0.4	0.0	0.0	0.0
Wednesday, July 31, 2013	17:00	0:10	44	54	44	43	-5	2.3	287	23	0.0	0.6	0.0	1.5	0.0
Wednesday, July 31, 2013	17:10	0:10	44	56	44	43	-4	1.9	279	23	0.2	0.9	0.0	0.4	0.0
Wednesday, July 31, 2013	17:20	0:10	44	57	45	43	-4	1.7	258	23	0.2	0.7	0.0	0.6	0.0
Wednesday, July 31, 2013	17:30	0:10	44	54	44	43	-4	1.9	240	23	0.0	0.4	0.2	2.0	0.0
Wednesday, July 31, 2013	17:40	0:10	44	59	44	43	0	2.9	259	23	0.2	0.7	0.0	0.2	0.0
Wednesday, July 31, 2013	17:50	0:10	44	52	44	43	-5	1.8	241	23	0.2	0.9	0.0	0.0	0.0
Wednesday, July 31, 2013	18:00	0:10	44	56	44	43	7	3.3	238	22	0.2	0.9	0.0	0.0	0.0
Wednesday, July 31, 2013	18:10	0:10	44	55	44	43	9	3.4	227	22	0.2	0.7	0.0	0.0	0.0
Wednesday, July 31, 2013	18:20	0:10	43	46	44	43	14	3.4	230	21	0.0	0.0	0.0	0.0	0.0
Wednesday, July 31, 2013	18:30	0:10	47	67	45	43	2	3.4	217	20	0.4	0.7	0.0	0.0	0.0
Wednesday, July 31, 2013	18:40	0:10	44	54	44	43	13	3.5	204	20	0.7	1.3	0.0	0.0	0.0
Wednesday, July 31, 2013	18:50	0:10	43	50	44	43	7	3.3	198	20	0.4	0.7	0.0	0.0	0.0
Wednesday, July 31, 2013	19:00	0:10	43	46	44	43	-7	3.1	195	21	0.0	0.0	0.0	0.0	0.0
Wednesday, July 31, 2013	19:10	0:10	44	56	44	43	18	3.6	215	20	0.0	0.0	0.0	0.0	0.0
Wednesday, July 31, 2013	19:20	0:10	44	51	44	43	35	3.9	198	20	0.0	0.0	0.0	0.0	0.0
Wednesday, July 31, 2013	19:30	0:10	44	52	44	43	34	4.0	198	19	0.4	0.7	0.0	0.0	0.0
Wednesday, July 31, 2013	19:40	0:10	44	50	44	43	19	3.5	190	18	0.6	0.7	0.0	0.0	0.0
Wednesday, July 31, 2013	19:50	0:10	44	54	43	43	-2	3.1	177	18	0.6	0.9	0.0	0.0	0.0
Wednesday, July 31, 2013	20:00	0:10	43	54	43	43	-4	1.8	171	18	0.6	1.1	0.0	0.0	0.0
Wednesday, July 31, 2013	20:10	0:10	43	46	43	43	-5	1.6	162	18	0.0	0.4	0.0	0.0	0.0
Wednesday, July 31, 2013	20:20	0:10	43	52	43	43	-5	1.9	164	17	0.0	0.0	0.0	0.0	0.0
Wednesday, July 31, 2013	20:30	0:10	43	55	43	43	-4	2.1	167	17	0.0	0.0	0.0	0.0	0.0
Wednesday, July 31, 2013	20:40	0:10	43	50	43	43	11	3.1	171	17	0.0	0.0	0.0	0.0	0.0
Wednesday, July 31, 2013	20:50	0:10	43	49	43	43	1	3.0	174	17	0.0	0.0	0.0	0.0	0.0
Wednesday, July 31, 2013	21:00	0:10	43	47	43	43	-5	3.0	174	17	0.0	0.0	0.0	0.0	0.0
Wednesday, July 31, 2013	21:10	0:10	43	45	43	43	-8	2.7	175	17	0.0	0.0	0.0	0.0	0.0
Wednesday, July 31, 2013	21:20	0:10	43	46	44	43	-5	2.4	177	17	0.0	0.0	0.0	0.0	0.0
Wednesday, July 31, 2013	21:30	0:10	43	52	44	43	-5	2.1	177	17	0.4	0.7	0.0	0.0	0.0
Wednesday, July 31, 2013	21:40	0:10	43	51	44	43	-4	2.3	177	17					

Table A-4: Location 2 Summer Compliance Evaluation

Date	Time	Duration	Leq	Lmax	L(10)	L(90)	WT E2	WT E2	Onsite Met	Onsite Met	Loc. 2	Loc. 2	Loc. 6	Loc. 6	Loc. 6
	Start Time	(min)	(dBA)	(dBA)	(dBA)	(dBA)	Output (kW)	HH WS (m/s)	WD @ 75m (degrees)	Temp. (°C)	Avg. WS @ 2m (m/s)	Gust WS @ 2m (m/s)	Avg. WS @ 2m (m/s)	Gust WS @ 2m (m/s)	Precip. (mm)
Wednesday, July 31, 2013	23:20	0:10	43	45	43	43	-6	2.3	225	16	0.2	0.6	0.0	0.0	0.0
Wednesday, July 31, 2013	23:30	0:10	43	45	43	43	-5	1.9	216	16	0.2	0.6	0.0	0.0	0.0
Wednesday, July 31, 2013	23:40	0:10	43	45	43	43	-4	1.6	215	16	0.6	1.3	0.0	0.0	0.0
Wednesday, July 31, 2013	23:50	0:10	43	44	43	43	-5	1.5	218	16	0.6	0.9	0.0	0.0	0.0
Thursday, August 01, 2013	0:00	0:10	43	51	43	43	-4	1.1	223	16	0.6	0.9	0.0	0.0	0.0
Thursday, August 01, 2013	0:10	0:10	43	44	43	43	-4	2.0	245	16	0.4	0.7	0.0	0.0	0.0
Thursday, August 01, 2013	0:20	0:10	43	44	43	43	-2	0.6	237	16	0.0	0.4	0.0	0.0	0.0
Thursday, August 01, 2013	0:30	0:10	43	45	43	43	-1	0.8	219	16	0.4	0.9	0.0	0.0	0.0
Thursday, August 01, 2013	0:40	0:10	43	44	43	42	-1	1.6	216	16	0.4	0.7	0.0	0.0	0.0
Thursday, August 01, 2013	0:50	0:10	43	45	43	42	-1	1.1	216	16	0.4	0.7	0.0	0.0	0.0
Thursday, August 01, 2013	1:00	0:10	43	44	43	42	-2	2.6	201	16	0.0	0.6	0.0	0.0	0.0
Thursday, August 01, 2013	1:10	0:10	43	45	43	42	-3	2.7	186	16	0.4	0.7	0.0	0.0	0.0
Thursday, August 01, 2013	1:20	0:10	43	44	43	42	-5	2.1	177	16	0.4	0.7	0.0	0.0	0.0
Thursday, August 01, 2013	1:30	0:10	43	43	43	42	-4	1.2	178	16	0.0	0.6	0.0	0.0	0.0
Thursday, August 01, 2013	1:40	0:10	43	43	43	42	-4	0.5	178	16	0.2	0.7	0.0	0.0	0.0
Thursday, August 01, 2013	1:50	0:10	43	46	43	42	-5	0.4	178	16	0.0	0.2	0.0	0.0	0.0
Thursday, August 01, 2013	2:00	0:10	43	44	43	42	-4	0.6	179	16	0.4	0.9	0.0	0.0	0.0
Thursday, August 01, 2013	2:10	0:10	43	48	43	42	-3	0.8	183	15	0.4	0.6	0.0	0.0	0.0
Thursday, August 01, 2013	2:20	0:10	43	43	43	42	0	0.7	191	15	0.7	1.1	0.0	0.0	0.0
Thursday, August 01, 2013	2:30	0:10	43	43	43	42	0	1.2	201	15	0.2	0.7	0.0	0.0	0.0
Thursday, August 01, 2013	2:40	0:10	43	44	43	42	0	2.0	202	15	0.6	0.9	0.0	0.0	0.0
Thursday, August 01, 2013	2:50	0:10	43	46	43	42	0	1.9	209	15	0.6	1.1	0.0	0.0	0.0
Thursday, August 01, 2013	3:00	0:10	43	44	43	42	-1	2.4	214	15	0.4	1.1	0.0	0.0	0.0
Thursday, August 01, 2013	3:10	0:10	43	44	43	42	-1	2.0	213	15	0.2	0.6	0.0	0.0	0.0
Thursday, August 01, 2013	3:20	0:10	43	46	43	42	0	2.5	224	15	0.0	0.4	0.0	0.0	0.0
Thursday, August 01, 2013	3:30	0:10	43	43	43	42	-1	2.5	220	15	0.2	0.9	0.0	0.0	0.0
Thursday, August 01, 2013	3:40	0:10	43	44	43	42	-1	2.7	211	15	0.0	0.0	0.0	0.0	0.0
Thursday, August 01, 2013	3:50	0:10	43	44	43	42	-1	1.2	213	14	0.0	0.0	0.0	0.0	0.0
Thursday, August 01, 2013	4:00	0:10	43	45	43	42	-1	1.4	213	14	0.2	0.7	0.0	0.0	0.0
Thursday, August 01, 2013	4:10	0:10	43	47	43	42	-1	0.9	209	14	0.6	0.9	0.0	0.0	0.0
Thursday, August 01, 2013	4:20	0:10	43	45	43	42	-1	1.5	202	15	0.0	0.6	0.0	0.0	0.0
Thursday, August 01, 2013	4:30	0:10	43	50	43	42	-1	0.9	201	15	0.2	0.7	0.0	0.0	0.0
Thursday, August 01, 2013	4:40	0:10	43	52	43	42	-1	1.9	203	15	0.0	0.6	0.0	0.0	0.0
Thursday, August 01, 2013	4:50	0:10	43	51	44	42	-3	3.3	199	15	0.2	0.7	0.0	0.0	0.0
Thursday, August 01, 2013	5:00	0:10	44	56	44	43	-4	2.7	195	15	0.0	0.0	0.0	0.0	0.0
Thursday, August 01, 2013	5:10	0:10	44	54	46	43	-5	1.8	195	15	0.0	0.0	0.0	0.0	0.0
Thursday, August 01, 2013	5:20	0:10	44	55	46	43	-4	1.3	195	15	0.0	0.0	0.0	0.0	0.0
Thursday, August 01, 2013	5:30	0:10	44	58	45	43	-4	2.4	188	15	0.0	0.0	0.0	0.0	0.0
Thursday, August 01, 2013	5:40	0:10	45	62	45	43	-6	3.5	178	15	0.2	0.9	0.0	0.0	0.0
Thursday, August 01, 2013	5:50	0:10	47	66	45	43	-5	3.5	173	15	0.6	1.1	0.0	0.0	0.0
Thursday, August 01, 2013	6:00	0:10	43	49	43	42	-2	3.5	178	14	0.6	1.1	0.0	0.0	0.0
Thursday, August 01, 2013	6:10	0:10	43	55	43	42	-1	4.1	172	15	0.2	0.6	0.0	0.0	0.0
Thursday, August 01, 2013	6:20	0:10	43	51	44	42	-1	4.1	163	15	0.2	0.7	0.0	0.0	0.0
Thursday, August 01, 2013	6:30	0:10	43	54	44	43	-1	4.3	156	16	0.0	0.4	0.0	0.0	0.0
Thursday, August 01, 2013	6:40	0:10	46	58	47	44	-1	4.2	154	16	0.0	0.0	0.0	0.0	0.0
Thursday, August 01, 2013	6:50	0:10	47	61	48	45	-1	4.5	152	16	0.0	0.0	0.0	0.0	0.0
Thursday, August 01, 2013	7:00	0:10	44	56	46	43	-1	4.4	140	17	0.0	0.7	0.0	0.0	0.0
Thursday, August 01, 2013	7:10	0:10	50	65	52	43	-1	4.3	145	17	0.4	0.9	0.0	0.0	0.0
Thursday, August 01, 2013	7:20	0:10	45	58	45	43	-1	4.2	151	18	0.4	0.7	0.0	0.0	0.0
Thursday, August 01, 2013	7:30	0:10	43	48	43	42	-1	4.3	150	18	0.2	0.9	0.0	0.0	0.0
Thursday, August 01, 2013	7:40	0:10	44	64	44	42	-1	4.7	138	18	0.7	1.3	0.0	0.0	0.0
Thursday, August 01, 2013	7:50	0:00	44	60	44	42	-1	4.8	137	18	0.6	0.9	0.0	0.0	0.0
Thursday, August 01, 2013	8:00						-1	4.5	145	18	0.6	1.1	0.0	0.0	0.0
Thursday, August 01, 2013	8:10						-1	4.2	153	19	0.4	1.1	0.0	0.0	0.0
Thursday, August 01, 2013	8:20						-1	4.0	152	19	0.7	1.3	0.0	0.0	0.0
Thursday, August 01, 2013	8:30	0:10	46	63	45	42	-1	4.2	152	19	0.7	1.1	0.0	0.0	0.0
Thursday, August 01, 2013	8:40	0:10	46	76	46	42	-2	3.0	156	19	0.9	1.9	0.0	0.0	0.0
Thursday, August 01, 2013	8:50	0:10	52	72	50	42	-4	2.6	159	19	0.4	0.9	0.0	0.0	0.0
Thursday, August 01, 2013	9:00	0:10	43	46	43	42	-4	2.6	157	19	0.4	1.3	0.0	0.0	0.0
Thursday, August 01, 2013	9:10	0:10	43	52	44	42	-5	2.6	156	19	0.7	2.0	0.0	0.0	0.0
Thursday, August 01, 2013	9:20	0:10	43	53	43	42	-6	3.3	146	19	0.7	2.8	0.0	0.0	0.0
Thursday, August 01, 2013	9:30	0:10	43	55	44	42	-4	4.0	149	19	0.6	2.0	0.0	0.0	0.0
Thursday, August 01, 2013	9:40	0:10	44	56	44	42	-4	4.5	148	19	0.7	2.6	0.0	0.0	0.0
Thursday, August 01, 2013	9:50	0:10	45	56	47	43	-5	4.7	146	20	0.7	2.4	0.0	0.0	0.0
Thursday, August 01, 2013	10:00	0:10	45	56	46	43	-5	3.9	144	20	1.1	3.3	0.0	0.0	0.0
Thursday, August 01, 2013	10:10	0:10	50	66	51	43	-5	4.1	147	20	1.1	3.0	0.0	0.2	0.0
Thursday, August 01, 2013	10:20	0:10	44	56	45	43	-4	3.6	151	20	1.1	4.3	0.0	1.1	0.0
Thursday, August 01, 2013	10:30	0:10	44	58	45	43	8	4.8	156	20	0.9	3.2	0.2	1.7	0.0
Thursday, August 01, 2013	10:40	0:10	44	55	45	43	68	5.1	153	20	0.9	3.3	0.2	1.9	0.0
Thursday, August 01, 2013	10:50	0:10	45	57	48	43	-7	6.2	156	20	0.9	2.4	0.0	1.3	0.0
Thursday, August 01, 2013	11:00	0:10	45	54	46	43	-6	5.7	154	21	1.3	3.5	0.2	2.0	0.0
Thursday, August 01, 2013	11:10	0:10	46	61	48	43	-5	7.0	150	21	1.5	3.9	0.0	1.1	0.0
Thursday, August 01, 2013	11:20	0:10	47	63	49	43	102	6.5	151	21	1.7	4.1	0.0	0.4	0.0
Thursday, August 01, 2013	11:30	0:10	46	57	49	44	-7	6.4	149	21	1.5	4.3	0.2	2.4	0.0
Thursday, August 01, 2013	11:40	0:10	52	72	53	44	-4	7.0	152	21	1.5	3.0	0.2	2.2	0.0
Thursday, August 01, 2013	11:50	0:10	46	56	49	43	-5	6.7	154	22	1.3	3.5	0.0	1.7	0.0
Thursday, August 01, 2013	12:00	0:10	47	59	49	44	18	6.6	158	22	1.3	4.1	0.0	1.1	0.0
Thursday, August 01, 2013	12:10	0:10	46	57	48	43	-4	7.4	153	22	1.1	4.6	0.2	2.2	0.0
Thursday, August 01, 2013	12:20	0:10	45	64	47	43	10	5.5	151	22	1.7	3.9	0.2	2.4	0.0
Thursday, August 01, 2013	12:30	0:10	48	61	51	44	12	6.4	153	22	1.1	3.5	0.4	2.0	0.0
Thursday, August 01, 2013	12:40	0:10	46	58	48	43	82	6.4	148	23	1.5	3.5	0.4	2.2	0.0
Thursday, August 01, 2013	12:50	0:10	51	70	52	43	9	6.6	156	22	1.5	3.2	0.2	2.4	0.0
Thursday, August 01, 2013	13:00	0:10	46	56	48	43	-4	5.7	153	22	1.5	3.7	0.4	2.2	0.0
Thursday, August 01, 2013	13:10	0:10	45	57	47	43	-5	6.2	153	22	1.1	4.3	0.0	2.0	0.0
Thursday, August 01, 2013	13:20	0:10	49	62	52	44	16	6.7	155	22	0.7	3.0	0.0	1.5	0.0
Thursday, August 01, 2013	13:30	0:10	47	58	49	44	164	5.8	156	22	1.5	4.1	0.4	3.5	0.0
Thursday, August 01, 2013	13:40	0:10	45	50	47	43	12	6.9	158	21	1.7	4.4	0.2	2.2	0.0
Thursday, August 01, 2013	13:50	0:10	44	60	46	43</									

Table A-4: Location 2 Summer Compliance Evaluation

Date	Time	Duration	Leq	Lmax	L(10)	L(90)	WT E2	WT E2	Onsite Met	Onsite Met	Loc. 2	Loc. 2	Loc. 6	Loc. 6	Loc. 6
	Start Time	(min)	(dBA)	(dBA)	(dBA)	(dBA)	Output (kW)	HH WS (m/s)	WD @ 75m (degrees)	Temp. (°C)	Avg. WS @ 2m (m/s)	Gust WS @ 2m (m/s)	Avg. WS @ 2m (m/s)	Gust WS @ 2m (m/s)	Precip. (mm)
Thursday, August 01, 2013	15:20	0:10	54	74	57	43	355	6.0	160	20	0.9	2.0	0.0	0.0	0.0
Thursday, August 01, 2013	15:30	0:10	52	72	50	43	351	6.1	160	20	0.7	1.7	0.0	0.0	0.0
Thursday, August 01, 2013	15:40	0:10	45	52	46	43	417	6.5	160	20	0.9	2.8	0.0	0.0	0.0
Thursday, August 01, 2013	15:50	0:10	44	52	46	43	497	6.9	159	19	1.3	3.2	0.0	0.0	0.0
Thursday, August 01, 2013	16:00	0:10	44	56	45	43	378	6.3	165	19	0.9	2.4	0.0	0.0	0.0
Thursday, August 01, 2013	16:10	0:10	46	56	49	44	195	5.2	167	19	0.7	1.9	0.0	0.0	0.3
Thursday, August 01, 2013	16:20	0:10	50	68	53	45	434	6.9	171	18	0.7	1.7	0.0	0.0	0.0
Thursday, August 01, 2013	16:30	0:10	50	61	54	46	358	5.8	168	17	0.7	1.5	0.0	0.0	0.5
Thursday, August 01, 2013	16:40	0:10	61	68	64	51	481	6.6	172	17	0.6	1.5	0.0	0.0	1.0
Thursday, August 01, 2013	16:50	0:10	63	69	64	61	869	8.4	182	16	0.7	1.5	0.0	0.0	0.5
Thursday, August 01, 2013	17:00	0:10	61	66	63	56	1203	9.4	181	16	0.6	1.9	0.0	0.0	0.3
Thursday, August 01, 2013	17:10	0:10	54	65	56	52	1569	10.3	180	16	0.4	2.0	0.0	0.0	0.0
Thursday, August 01, 2013	17:20	0:10	53	63	55	50	1258	9.7	177	16	0.4	1.3	0.0	0.0	0.3
Thursday, August 01, 2013	17:30	0:10	56	67	57	54	519	7.2	176	16	0.2	0.9	0.0	0.0	0.0
Thursday, August 01, 2013	17:40	0:10	60	66	61	58	434	6.6	177	16	0.0	0.0	0.0	0.0	0.5
Thursday, August 01, 2013	17:50	0:10	58	67	60	56	517	7.1	173	16	0.0	0.0	0.0	0.0	0.5
Thursday, August 01, 2013	18:00	0:10	63	69	65	55	168	4.6	168	16	0.2	0.9	0.0	0.0	0.5
Thursday, August 01, 2013	18:10	0:10	61	67	64	56	262	5.5	173	16	0.2	0.9	0.0	0.0	0.3
Thursday, August 01, 2013	18:20	0:10	58	67	61	54	287	5.9	177	16	0.0	0.4	0.0	0.0	0.3
Thursday, August 01, 2013	18:30	0:10	59	66	60	57	240	5.6	180	16	0.0	0.9	0.0	0.0	0.3
Thursday, August 01, 2013	18:40	0:10	56	65	58	52	48	4.7	173	16	0.2	0.6	0.0	0.0	0.5
Thursday, August 01, 2013	18:50	0:10	57	65	59	54	150	4.2	180	16	0.2	1.5	0.0	0.0	0.3
Thursday, August 01, 2013	19:00	0:10	52	65	55	49	369	6.1	178	16	0.7	2.2	0.0	0.0	0.0
Thursday, August 01, 2013	19:10	0:10	48	62	50	46	476	6.4	178	16	0.2	0.9	0.0	0.0	0.0
Thursday, August 01, 2013	19:20	0:10	47	59	49	46	435	6.3	182	16	0.2	1.7	0.0	0.0	0.0
Thursday, August 01, 2013	19:30	0:10	51	66	53	46	559	7.1	178	16	0.4	1.3	0.0	0.0	0.0
Thursday, August 01, 2013	19:40	0:10	46	64	48	45	733	7.8	182	16	0.6	2.6	0.0	0.0	0.0
Thursday, August 01, 2013	19:50	0:10	53	64	57	46	923	8.7	183	16	0.4	1.7	0.0	0.0	0.3
Thursday, August 01, 2013	20:00	0:10	55	66	57	52	1401	10.3	189	16	0.7	2.0	0.0	0.2	0.0
Thursday, August 01, 2013	20:10	0:10	57	65	59	54	1413	10.2	189	16	0.2	0.9	0.0	0.0	0.0
Thursday, August 01, 2013	20:20	0:10	53	63	57	48	1572	10.6	184	16	0.7	2.2	0.0	0.0	0.0
Thursday, August 01, 2013	20:30	0:10	47	59	48	46	1629	10.5	185	16	0.9	2.8	0.0	0.0	0.0
Thursday, August 01, 2013	20:40	0:10	46	57	47	45	1571	10.5	188	16	0.6	1.5	0.0	0.0	0.0
Thursday, August 01, 2013	20:50	0:10	46	56	46	45	1423	10.4	186	16	0.6	1.5	0.0	0.0	0.0
Thursday, August 01, 2013	21:00	0:10	46	51	46	45	1307	9.8	186	16	0.4	1.1	0.0	0.0	0.0
Thursday, August 01, 2013	21:10	0:10	46	55	47	46	1396	10.1	187	15	0.2	1.1	0.0	0.0	0.0
Thursday, August 01, 2013	21:20	0:10	46	51	46	46	784	7.9	187	15	0.2	1.5	0.0	0.0	0.0
Thursday, August 01, 2013	21:30	0:10	46	51	47	46	356	6.5	184	15	0.0	0.4	0.0	0.0	0.0
Thursday, August 01, 2013	21:40	0:10	47	53	47	46	558	7.1	189	15	0.0	0.2	0.0	0.0	0.0
Thursday, August 01, 2013	21:50	0:10	48	54	49	47	405	6.5	195	15	0.0	0.0	0.0	1.9	0.0
Thursday, August 01, 2013	22:00	0:10	48	58	49	47	279	6.1	197	15	0.0	0.0	0.0	0.0	0.0
Thursday, August 01, 2013	22:10	0:10	48	57	48	47	298	6.3	190	15	0.0	0.0	0.0	0.0	0.3
Thursday, August 01, 2013	22:20	0:10	49	62	52	47	374	6.5	185	15	0.0	0.0	0.0	0.0	0.0
Thursday, August 01, 2013	22:30	0:10	49	62	51	48	385	6.4	179	15	0.0	0.6	0.0	0.0	0.0
Thursday, August 01, 2013	22:40	0:10	52	63	54	49	320	5.9	179	15	0.0	0.4	0.0	0.0	0.0
Thursday, August 01, 2013	22:50	0:10	50	62	51	48	513	7.2	180	15	0.0	0.0	0.0	0.0	0.0
Thursday, August 01, 2013	23:00	0:10	52	63	55	48	673	8.0	186	15	0.2	0.6	0.0	0.0	0.3
Thursday, August 01, 2013	23:10	0:10	52	66	54	50	809	8.4	183	15	0.6	1.7	0.0	0.0	0.5
Thursday, August 01, 2013	23:20	0:10	56	64	57	54	641	7.7	186	15	0.0	0.6	0.0	0.0	0.3
Thursday, August 01, 2013	23:30	0:10	57	66	59	56	611	7.7	189	15	0.0	0.0	0.0	0.0	0.0
Thursday, August 01, 2013	23:40	0:10	55	65	56	53	328	6.2	184	15	0.0	0.0	0.0	0.0	0.3
Thursday, August 01, 2013	23:50	0:10	53	65	54	52	262	5.9	182	15	0.0	0.7	0.0	0.0	0.0
Friday, August 02, 2013	0:00	0:10	52	66	53	51	103	4.3	186	15	0.2	1.1	0.0	0.0	0.0
Friday, August 02, 2013	0:10	0:10	53	65	56	50	123	5.0	192	15	0.0	0.6	0.0	0.0	0.0
Friday, August 02, 2013	0:20	0:10	50	62	52	49	226	5.7	189	15	0.2	1.3	0.0	0.0	0.0
Friday, August 02, 2013	0:30	0:10	49	63	50	48	422	7.0	197	15	0.0	0.0	0.0	0.0	0.0
Friday, August 02, 2013	0:40	0:10	48	63	49	48	357	6.5	194	15	0.0	0.0	0.0	0.0	0.0
Friday, August 02, 2013	0:50	0:10	49	64	51	48	288	6.0	194	15	0.0	0.0	0.0	0.0	0.0
Friday, August 02, 2013	1:00	0:10	49	61	50	48	448	7.1	192	15	0.0	0.0	0.0	0.0	0.0
Friday, August 02, 2013	1:10	0:10	48	62	49	48	389	6.9	193	15	0.0	0.7	0.0	0.0	0.0
Friday, August 02, 2013	1:20	0:10	48	59	48	48	237	5.8	186	15	0.2	0.7	0.0	0.0	0.0
Friday, August 02, 2013	1:30	0:10	48	64	49	47	190	5.3	187	15	0.0	0.7	0.0	0.0	0.0
Friday, August 02, 2013	1:40	0:10	48	61	48	47	124	4.8	190	15	0.2	1.1	0.0	0.0	0.3
Friday, August 02, 2013	1:50	0:10	48	54	48	47	111	5.2	190	15	0.2	1.1	0.0	0.0	0.0
Friday, August 02, 2013	2:00	0:10	47	60	47	47	-4	4.6	193	15	0.2	0.9	0.0	0.0	0.0
Friday, August 02, 2013	2:10	0:10	47	59	48	47	-4	4.9	187	15	0.0	0.0	0.0	0.0	0.0
Friday, August 02, 2013	2:20	0:10	47	55	48	47	-4	4.9	187	15	0.0	0.7	0.0	0.0	0.0
Friday, August 02, 2013	2:30	0:10	47	59	48	47	-4	4.4	183	15	0.2	0.6	0.0	0.0	0.0
Friday, August 02, 2013	2:40	0:10	47	56	48	47	-4	3.5	186	15	0.2	0.6	0.0	0.0	0.0
Friday, August 02, 2013	2:50	0:10	48	56	48	47	-2	3.4	181	15	0.0	0.6	0.0	0.0	0.0
Friday, August 02, 2013	3:00	0:10	48	55	48	47	-3	3.2	175	15	0.2	0.6	0.0	0.0	0.0
Friday, August 02, 2013	3:10	0:10	47	57	48	47	-6	2.8	175	15	0.0	0.0	0.0	0.0	0.0
Friday, August 02, 2013	3:20	0:10	48	56	48	47	-5	2.1	181	15	0.0	0.0	0.0	0.0	0.0
Friday, August 02, 2013	3:30	0:10	48	57	48	47	-5	2.9	185	15	0.0	0.0	0.0	0.0	0.0
Friday, August 02, 2013	3:40	0:10	48	54	48	47	5	3.4	189	15	0.0	0.0	0.0	0.0	0.0
Friday, August 02, 2013	3:50	0:10	48	54	48	47	0	3.0	197	15	0.0	0.0	0.0	0.0	0.0
Friday, August 02, 2013	4:00	0:10	48	59	48	47	-3	2.9	213	15	0.0	0.0	0.0	0.0	0.0
Friday, August 02, 2013	4:10	0:10	48	56	48	47	-4	2.7	238	15	0.0	0.0	0.0	0.0	0.0
Friday, August 02, 2013	4:20	0:10	48	58	48	48	12	3.4	268	15	0.0	0.0	0.0	0.0	0.0
Friday, August 02, 2013	4:30	0:10	48	60	48	48	45	4.0	278	15	0.0	0.0	0.0	0.0	0.0
Friday, August 02, 2013	4:40	0:10	48	57	48	48	32	3.7	271	15	0.0	0.0	0.0	0.0	0.0
Friday, August 02, 2013	4:50	0:10	48	59	48	48	4	3.0	282	15	0.0	0.0	0.0	0.0	0.0
Friday, August 02, 2013	5:00	0:10	48	57	48	47	-5	3.1	262	15	0.0	0.0	0.0	0.0	0.0
Friday, August 02, 2013	5:10	0:10	48	56	48	47	-6	2.4	261	15	0.0	0.0	0.0	0.0	0.0
Friday, August 02, 2013	5:20	0:10	48	55	48	47	-4	1.3	272	15	0.0	0.0	0.0	0.0	0.0
Friday, August 02, 2013	5:30	0:10	48	55	48	47	-3	2.9	264	15	0.0	0.0	0.0	0.0</	

Table A-4: Location 2 Summer Compliance Evaluation

Date	Time	Duration	Leq	Lmax	L(10)	L(90)	WT E2	WT E2	Onsite Met	Onsite Met	Loc. 2	Loc. 2	Loc. 6	Loc. 6	Loc. 6
	Start Time	(min)	(dBA)	(dBA)	(dBA)	(dBA)	Output (kW)	HH WS (m/s)	WD @ 75m (degrees)	Temp. (°C)	Avg. WS @ 2m (m/s)	Gust WS @ 2m (m/s)	Avg. WS @ 2m (m/s)	Gust WS @ 2m (m/s)	Precip. (mm)
Friday, August 02, 2013	7:20	0:10	47	57	48	47	67	4.3	282	15	0.0	0.0	0.0	0.0	0.0
Friday, August 02, 2013	7:30	0:10	48	59	49	47	114	4.6	288	15	0.0	0.0	0.0	0.0	0.0
Friday, August 02, 2013	7:40	0:10	48	57	48	47	64	4.2	291	15	0.0	0.2	0.0	0.0	0.0
Friday, August 02, 2013	7:50	0:10	47	55	47	47	66	4.3	292	15	0.0	0.6	0.0	0.0	0.0
Friday, August 02, 2013	8:00	0:10	47	54	47	47	60	4.0	293	16	0.0	0.0	0.0	0.0	0.0
Friday, August 02, 2013	8:10	0:10	47	55	47	47	42	3.9	292	16	0.0	0.0	0.0	0.0	0.0
Friday, August 02, 2013	8:20	0:10	47	55	47	46	121	4.6	292	16	0.0	0.7	0.0	0.0	0.0
Friday, August 02, 2013	8:30	0:10	47	60	47	46	89	4.4	290	16	0.0	0.6	0.0	0.0	0.0
Friday, August 02, 2013	8:40	0:10	47	52	47	46	29	3.5	292	16	0.0	0.9	0.0	0.0	0.0
Friday, August 02, 2013	8:50	0:10	55	74	50	46	-4	2.6	300	17	0.0	0.9	0.0	0.2	0.0
Friday, August 02, 2013	9:00	0:10	47	56	47	46	19	3.4	305	17	0.2	0.7	0.0	0.0	0.0
Friday, August 02, 2013	9:10	0:10	47	56	48	46	8	3.0	298	17	0.2	0.9	0.0	0.2	0.0
Friday, August 02, 2013	9:20	0:10	48	62	47	46	4	3.0	304	17	0.4	0.9	0.0	0.0	0.0
Friday, August 02, 2013	9:30	0:10	47	57	48	46	162	4.7	292	17	0.4	1.3	0.0	0.0	0.0
Friday, August 02, 2013	9:40	0:10	53	78	54	46	105	4.3	295	18	0.6	2.0	0.0	0.0	0.0
Friday, August 02, 2013	9:50	0:10	46	56	47	46	126	4.4	307	18	0.6	1.7	0.0	0.0	0.0
Friday, August 02, 2013	10:00	0:10	48	68	49	46	154	3.9	288	18	0.6	1.5	0.0	1.5	0.0
Friday, August 02, 2013	10:10	0:10	46	57	47	46	154	3.9	297	18	0.6	1.1	0.0	1.1	0.0
Friday, August 02, 2013	10:20	0:10	46	61	46	46	154	3.9	301	19	0.6	0.9	0.0	0.9	0.0
Friday, August 02, 2013	10:30	0:10	46	51	47	46	154	3.9	290	19	0.6	1.3	0.0	1.7	0.0
Friday, August 02, 2013	10:40	0:10	46	51	46	46	154	3.9	294	19	0.4	1.3	0.2	2.0	0.0
Friday, August 02, 2013	10:50	0:10	46	56	46	46	154	3.9	274	19	0.6	2.4	0.2	2.4	0.0
Friday, August 02, 2013	11:00	0:10	49	66	51	46	154	3.9	297	19	0.6	1.7	0.2	2.0	0.0
Friday, August 02, 2013	11:10	0:10	46	52	46	46	154	3.9	285	19	0.6	1.5	0.2	2.8	0.0
Friday, August 02, 2013	11:20	0:10	51	75	50	46	154	3.9	283	20	0.6	1.9	0.7	4.8	0.0
Friday, August 02, 2013	11:30	0:10	46	51	47	46	154	3.9	291	20	0.4	1.7	0.7	3.5	0.0
Friday, August 02, 2013	11:40	0:10	46	53	46	46	182	5.7	294	21	0.6	2.8	0.2	3.7	0.0
Friday, August 02, 2013	11:50	0:10	46	56	47	46	116	4.9	282	21	0.6	1.7	0.0	2.6	0.0
Friday, August 02, 2013	12:00	0:10	46	55	46	46	397	6.6	269	21	0.7	3.2	0.4	3.2	0.0
Friday, August 02, 2013	12:10	0:10	46	59	46	46	715	7.7	257	21	0.6	1.3	0.2	1.7	0.0
Friday, August 02, 2013	12:20	0:10	46	56	47	46	477	7.2	275	22	0.4	1.1	0.6	2.8	0.0
Friday, August 02, 2013	12:30	0:10	46	57	47	46	799	8.3	261	22	0.6	2.6	0.4	3.2	0.0
Friday, August 02, 2013	12:40	0:10	46	60	47	46	817	8.2	240	21	0.7	2.8	0.2	2.0	0.0
Friday, August 02, 2013	12:50	0:10	46	52	47	45	649	7.8	254	22	0.7	2.4	0.2	2.4	0.0
Friday, August 02, 2013	13:00	0:10	46	58	47	45	402	6.6	275	21	0.7	2.4	0.4	3.3	0.0
Friday, August 02, 2013	13:10	0:10	47	60	47	45	694	7.8	283	20	0.9	3.3	0.4	3.0	0.0
Friday, August 02, 2013	13:20	0:10	46	53	47	45	883	8.7	271	20	0.4	1.5	0.9	5.2	0.0
Friday, August 02, 2013	13:30	0:10	46	55	47	46	583	9.0	250	22	0.9	4.3	0.6	4.4	0.0
Friday, August 02, 2013	13:40	0:10	48	65	49	46	1137	9.4	248	22	0.7	1.7	1.3	4.6	0.0
Friday, August 02, 2013	13:50	0:10	48	55	50	46	891	11.0	268	21	0.7	4.1	1.7	4.8	0.0
Friday, August 02, 2013	14:00	0:10	50	66	50	45	-4	11.9	257	22	0.9	3.2	1.7	5.9	0.0
Friday, August 02, 2013	14:10	0:10	46	53	47	45	-4	10.2	271	22	0.9	2.2	1.3	5.0	0.0
Friday, August 02, 2013	14:20	0:10	47	57	48	45	-4	10.9	273	22	0.7	3.3	2.0	6.9	0.0
Friday, August 02, 2013	14:30	0:10	47	54	49	46	-4	10.2	279	22	0.9	4.4	1.7	4.4	0.0
Friday, August 02, 2013	14:40	0:10	46	51	47	45	-4	10.2	277	21	0.7	3.0	1.7	5.7	0.0
Friday, August 02, 2013	14:50	0:10	48	55	50	46	-2	10.0	263	22	0.7	2.8	1.1	6.1	0.0
Friday, August 02, 2013	15:00	0:10	46	53	47	45	1248	11.0	261	22	0.9	2.2	0.7	3.0	0.0
Friday, August 02, 2013	15:10	0:10	46	56	47	45	1240	9.8	283	22	0.4	1.1	0.6	2.6	0.0
Friday, August 02, 2013	15:20	0:10	50	71	53	46	1095	9.5	286	22	0.7	2.2	1.9	5.4	0.0
Friday, August 02, 2013	15:30	0:10	47	52	48	45	1424	10.0	295	22	0.9	2.0	1.1	4.8	0.0
Friday, August 02, 2013	15:40	0:10	48	66	48	45	1269	10.1	291	22	0.7	1.9	1.1	3.9	0.0
Friday, August 02, 2013	15:50	0:10	46	57	47	45	1756	11.6	281	20	0.7	2.2	0.9	3.5	0.0
Friday, August 02, 2013	16:00	0:10	48	68	50	45	1314	10.0	285	20	0.6	3.2	0.7	4.4	0.0
Friday, August 02, 2013	16:10	0:10	46	54	47	45	1402	10.4	270	21	0.7	2.6	1.5	4.4	0.0
Friday, August 02, 2013	16:20	0:10	47	62	48	45	1757	11.5	280	22	0.6	2.4	0.7	3.3	0.0
Friday, August 02, 2013	16:30	0:10	46	63	47	45	1715	11.4	286	21	0.7	2.4	0.4	3.3	0.0
Friday, August 02, 2013	16:40	0:10	46	64	47	45	1577	10.6	280	20	0.6	2.6	0.6	3.5	0.0
Friday, August 02, 2013	16:50	0:10	46	58	46	45	1382	10.3	275	21	0.7	2.0	0.6	2.8	0.0
Friday, August 02, 2013	17:00	0:10	47	58	48	45	1369	10.4	275	21	0.4	0.9	0.4	2.4	0.0
Friday, August 02, 2013	17:10	0:10	46	59	47	45	1583	10.6	282	19	0.7	3.0	0.4	2.8	0.0
Friday, August 02, 2013	17:20	0:10	45	50	46	45	1560	10.5	278	20	0.4	4.4	0.4	2.8	0.0
Friday, August 02, 2013	17:30	0:10	45	52	46	45	1124	9.3	280	20	0.4	1.1	0.4	3.0	0.0
Friday, August 02, 2013	17:40	0:10	46	52	46	45	1160	9.4	270	21	0.4	1.1	1.1	3.2	0.0
Friday, August 02, 2013	17:50	0:10	47	68	46	45	889	8.3	271	20	0.4	1.3	0.7	3.0	0.0
Friday, August 02, 2013	18:00	0:10	45	55	45	45	1117	9.5	266	19	0.4	1.3	0.7	3.2	0.0
Friday, August 02, 2013	18:10	0:10	45	55	46	45	1029	9.1	268	19	0.2	1.1	0.7	3.7	0.0
Friday, August 02, 2013	18:20	0:10	46	61	46	45	910	8.8	269	19	0.2	0.9	0.0	1.3	0.0
Friday, August 02, 2013	18:30	0:10	45	57	46	45	910	8.8	276	19	0.4	1.1	0.4	2.8	0.0
Friday, August 02, 2013	18:40	0:10	45	59	45	45	774	8.1	274	19	0.4	1.3	0.7	2.6	0.0
Friday, August 02, 2013	18:50	0:10	45	52	46	45	784	8.2	276	19	0.4	1.7	0.7	3.7	0.0
Friday, August 02, 2013	19:00	0:10	46	56	46	45	1293	9.8	278	19	0.4	0.7	0.4	2.8	0.0
Friday, August 02, 2013	19:10	0:10	45	56	45	45	892	8.5	274	18	0.4	1.1	0.7	3.0	0.0
Friday, August 02, 2013	19:20	0:10	47	66	48	44	1071	9.1	269	18	0.0	0.7	0.2	3.2	0.0
Friday, August 02, 2013	19:30	0:10	45	52	45	44	951	8.9	267	18	0.0	0.7	0.0	0.2	0.0
Friday, August 02, 2013	19:40	0:10	45	54	45	44	923	8.7	262	18	0.0	0.7	0.0	0.0	0.0
Friday, August 02, 2013	19:50	0:10	45	52	45	44	902	8.8	258	17	0.4	1.1	0.0	0.0	0.0
Friday, August 02, 2013	20:00	0:10	44	50	45	44	440	6.9	246	17	0.2	1.3	0.0	0.0	0.0
Friday, August 02, 2013	20:10	0:10	44	51	45	44	469	7.0	244	18	0.6	1.5	0.0	0.9	0.0
Friday, August 02, 2013	20:20	0:10	45	53	45	44	561	7.4	253	18	0.7	1.7	0.0	0.0	0.0
Friday, August 02, 2013	20:30	0:10	44	49	44	44	700	8.0	256	18	0.7	1.5	0.0	1.3	0.0
Friday, August 02, 2013	20:40	0:10	45	51	45	44	1263	9.7	246	18	0.2	0.9	0.0	1.7	0.0
Friday, August 02, 2013	20:50	0:10	45	58	45	45	1020	8.9	243	17	0.2	1.5	0.0	0.0	0.0
Friday, August 02, 2013	21:00	0:10	45	51	45	45	1288	9.6	251	17	0.7	1.7	0.0	0.0	0.0
Friday, August 02, 2013	21:10	0:10	45	46	45	44	1216	9.5	248	17	0.6	1.3	0.0	0.0	0.0
Friday, August 02, 2013	21:20	0:10	45	54	45	45	1168	9.4	242	17	0.2	1.3	0.0	0.9	0.0
Friday, August 02, 2013	21:30	0:10	45	54	45	45									

Table A-4: Location 2 Summer Compliance Evaluation

Date	Time	Duration	Leq	Lmax	L(10)	L(90)	WT E2	WT E2	Onsite Met	Onsite Met	Loc. 2	Loc. 2	Loc. 6	Loc. 6	Loc. 6
	Start Time	(min)	(dBA)	(dBA)	(dBA)	(dBA)	Output (kW)	HH WS (m/s)	WD @ 75m (degrees)	Temp. (°C)	Avg. WS @ 2m (m/s)	Gust WS @ 2m (m/s)	Avg. WS @ 2m (m/s)	Gust WS @ 2m (m/s)	Precip. (mm)
Friday, August 02, 2013	23:20	0:10	44	50	45	44	1424	10.0	240	16	0.0	0.0	0.0	0.0	0.0
Friday, August 02, 2013	23:30	0:10	44	46	44	44	1203	9.4	239	16	0.0	0.7	0.0	2.6	0.0
Friday, August 02, 2013	23:40	0:10	44	45	44	44	1542	10.3	241	16	0.0	0.6	0.0	0.0	0.0
Friday, August 02, 2013	23:50	0:10	44	47	44	44	1360	9.6	243	16	0.4	0.9	0.0	0.0	0.0
Saturday, August 03, 2013	0:00	0:10	44	47	44	44	1229	9.4	244	16	0.2	0.7	0.0	0.6	0.0
Saturday, August 03, 2013	0:10	0:10	44	45	44	44	1198	9.3	247	16	0.0	0.6	0.0	0.6	0.0
Saturday, August 03, 2013	0:20	0:10	44	45	44	44	1220	9.2	246	16	0.2	0.7	0.0	2.0	0.0
Saturday, August 03, 2013	0:30	0:10	44	46	44	44	1409	9.7	243	16	0.0	0.4	0.0	0.0	0.0
Saturday, August 03, 2013	0:40	0:10	44	45	44	44	1296	9.5	246	16	0.0	0.0	0.0	1.7	0.0
Saturday, August 03, 2013	0:50	0:10	44	45	44	44	1348	9.7	245	16	0.0	0.0	0.0	0.4	0.0
Saturday, August 03, 2013	1:00	0:10	44	46	44	44	1246	9.4	244	16	0.2	0.9	0.0	0.0	0.0
Saturday, August 03, 2013	1:10	0:10	44	56	44	44	1287	9.8	244	16	0.4	0.7	0.2	3.3	0.0
Saturday, August 03, 2013	1:20	0:10	44	45	44	44	1065	8.9	245	15	0.2	0.6	0.0	2.0	0.0
Saturday, August 03, 2013	1:30	0:10	44	46	44	44	858	8.3	244	15	0.0	0.7	0.0	1.1	0.0
Saturday, August 03, 2013	1:40	0:10	44	45	44	44	778	8.2	244	15	0.4	1.1	0.0	1.7	0.0
Saturday, August 03, 2013	1:50	0:10	44	45	44	43	776	8.8	245	15	0.0	0.2	0.6	3.0	0.0
Saturday, August 03, 2013	2:00	0:10	43	44	44	43	-4	7.8	239	15	0.0	0.6	0.4	3.0	0.0
Saturday, August 03, 2013	2:10	0:10	43	44	44	43	-4	7.2	238	15	0.2	0.7	0.2	3.0	0.0
Saturday, August 03, 2013	2:20	0:10	43	44	44	43	-4	7.0	239	15	0.4	1.1	0.2	2.4	0.0
Saturday, August 03, 2013	2:30	0:10	43	44	44	43	-4	6.3	247	14	0.0	0.6	0.0	1.3	0.0
Saturday, August 03, 2013	2:40	0:10	44	54	44	43	-4	7.3	250	15	0.2	0.7	0.2	2.4	0.0
Saturday, August 03, 2013	2:50	0:10	44	53	44	43	-3	8.0	250	15	0.0	0.0	0.0	1.5	0.0
Saturday, August 03, 2013	3:00	0:10	44	44	44	43	663	8.2	248	14	0.0	0.0	0.0	2.0	0.0
Saturday, August 03, 2013	3:10	0:10	44	53	44	43	1211	9.2	248	14	0.0	0.0	0.0	2.0	0.0
Saturday, August 03, 2013	3:20	0:10	44	44	44	43	849	8.1	248	14	0.0	0.0	0.0	2.0	0.0
Saturday, August 03, 2013	3:30	0:10	44	45	44	43	498	6.8	245	14	0.2	0.7	0.0	1.7	0.0
Saturday, August 03, 2013	3:40	0:10	45	67	44	43	559	7.2	250	14	0.0	0.7	0.0	0.4	0.0
Saturday, August 03, 2013	3:50	0:10	43	44	44	43	526	6.9	255	14	0.0	0.0	0.0	1.1	0.0
Saturday, August 03, 2013	4:00	0:10	43	45	44	43	268	5.7	263	14	0.0	0.0	0.0	0.0	0.0
Saturday, August 03, 2013	4:10	0:10	43	45	44	43	80	4.3	261	14	0.0	0.0	0.0	0.2	0.0
Saturday, August 03, 2013	4:20	0:10	44	46	44	43	66	4.3	260	14	0.0	0.4	0.0	0.0	0.0
Saturday, August 03, 2013	4:30	0:10	44	53	44	43	300	6.2	253	14	0.0	0.0	0.0	0.6	0.0
Saturday, August 03, 2013	4:40	0:10	44	54	44	43	512	7.2	249	14	0.0	0.0	0.0	0.4	0.0
Saturday, August 03, 2013	4:50	0:10	44	51	44	43	594	7.4	253	14	0.0	0.6	0.0	1.1	0.0
Saturday, August 03, 2013	5:00	0:10	44	50	44	43	523	6.8	257	14	0.0	0.0	0.0	1.1	0.0
Saturday, August 03, 2013	5:10	0:10	44	50	44	43	234	5.3	264	14	0.2	0.9	0.0	0.0	0.0
Saturday, August 03, 2013	5:20	0:10	44	49	45	43	349	6.4	268	14	0.2	0.7	0.0	0.0	0.0
Saturday, August 03, 2013	5:30	0:10	44	51	45	43	988	8.9	263	14	0.2	0.7	0.0	0.0	0.0
Saturday, August 03, 2013	5:40	0:10	44	50	44	43	1314	9.8	259	15	0.0	0.4	0.0	0.0	0.0
Saturday, August 03, 2013	5:50	0:10	44	48	44	44	1415	10.0	251	15	0.0	0.4	0.0	2.0	0.0
Saturday, August 03, 2013	6:00	0:10	45	51	48	44	1103	9.1	253	15	0.2	0.9	0.0	1.7	0.0
Saturday, August 03, 2013	6:10	0:10	47	56	50	45	1106	9.3	264	14	0.2	0.7	0.2	2.6	0.3
Saturday, August 03, 2013	6:20	0:10	54	62	56	49	943	8.6	262	13	0.0	0.6	0.2	2.2	0.3
Saturday, August 03, 2013	6:30	0:10	56	67	57	54	678	7.6	267	13	0.0	0.6	0.0	1.7	0.3
Saturday, August 03, 2013	6:40	0:10	59	67	61	57	726	8.0	270	13	0.2	0.9	0.0	1.7	0.5
Saturday, August 03, 2013	6:50	0:10	61	67	64	56	973	8.6	268	13	0.0	0.0	0.0	1.3	0.5
Saturday, August 03, 2013	7:00	0:10	59	68	60	57	740	7.9	267	13	0.0	0.0	0.0	0.9	0.5
Saturday, August 03, 2013	7:10	0:10	59	66	61	56	361	6.1	262	13	0.2	0.9	0.0	1.7	0.3
Saturday, August 03, 2013	7:20	0:10	52	64	54	49	95	4.4	254	13	0.4	0.9	0.0	0.0	0.0
Saturday, August 03, 2013	7:30	0:10	50	64	51	48	168	5.2	258	13	0.4	1.1	0.0	0.0	0.0
Saturday, August 03, 2013	7:40	0:10	51	63	52	49	63	4.1	255	13	0.2	0.7	0.0	0.0	0.0
Saturday, August 03, 2013	7:50	0:10	50	66	51	48	1	3.4	251	13	0.4	0.9	0.0	0.0	0.0
Saturday, August 03, 2013	8:00	0:10	48	62	49	47	-3	2.9	262	13	0.2	0.9	0.0	0.0	0.0
Saturday, August 03, 2013	8:10	0:10	47	60	48	46	-7	3.3	239	13	0.0	0.9	0.0	0.0	0.0
Saturday, August 03, 2013	8:20	0:10	46	61	47	45	-9	2.8	218	13	0.4	0.7	0.0	0.0	0.0
Saturday, August 03, 2013	8:30	0:10	45	59	46	45	1	3.4	241	13	0.2	0.7	0.0	0.0	0.0
Saturday, August 03, 2013	8:40	0:10	45	56	46	44	-11	2.6	230	14	0.0	0.7	0.0	0.0	0.0
Saturday, August 03, 2013	8:50	0:10	47	60	47	44	-8	2.6	230	14	0.0	0.6	0.0	0.0	0.0
Saturday, August 03, 2013	9:00	0:10	46	56	46	44	54	4.1	232	14	0.0	0.6	0.0	0.0	0.0
Saturday, August 03, 2013	9:10	0:10	46	59	48	45	192	5.4	245	14	0.0	0.6	0.0	0.9	0.0
Saturday, August 03, 2013	9:20	0:10	45	57	46	44	374	6.5	262	14	0.2	0.7	0.2	2.0	0.0
Saturday, August 03, 2013	9:30	0:10	48	61	51	44	480	7.1	276	15	0.2	0.9	0.2	2.6	0.0
Saturday, August 03, 2013	9:40	0:10	45	62	46	44	574	7.3	267	15	0.2	1.1	0.2	2.2	0.0
Saturday, August 03, 2013	9:50	0:10	44	55	45	44	412	6.4	268	15	0.4	1.1	0.2	2.2	0.0
Saturday, August 03, 2013	10:00	0:10	45	57	44	44	204	5.2	271	15	0.4	1.5	0.4	3.9	0.0
Saturday, August 03, 2013	10:10	0:10	45	55	46	44	175	5.1	267	15	0.7	2.2	0.4	3.3	0.0
Saturday, August 03, 2013	10:20	0:10	45	56	47	44	644	7.6	265	16	0.6	2.4	0.2	3.3	0.0
Saturday, August 03, 2013	10:30	0:10	45	56	47	44	768	7.9	267	16	0.7	3.2	0.4	3.0	0.0
Saturday, August 03, 2013	10:40	0:10	45	53	45	44	667	7.7	261	16	0.6	1.9	0.7	3.2	0.0
Saturday, August 03, 2013	10:50	0:10	45	57	46	44	1074	9.0	268	16	0.6	1.7	0.6	3.3	0.0
Saturday, August 03, 2013	11:00	0:10	45	50	45	44	888	8.2	271	17	0.7	2.4	0.4	2.6	0.0
Saturday, August 03, 2013	11:10	0:10	45	55	45	44	630	7.3	271	17	0.6	2.0	0.2	3.2	0.0
Saturday, August 03, 2013	11:20	0:10	47	55	49	44	430	6.7	285	17	0.9	2.6	0.6	3.7	0.0
Saturday, August 03, 2013	11:30	0:10	45	53	46	44	516	7.1	270	17	1.1	5.0	0.4	3.7	0.0
Saturday, August 03, 2013	11:40	0:10	45	55	46	44	951	9.0	267	18	0.9	2.6	0.9	4.4	0.0
Saturday, August 03, 2013	11:50	0:10	50	69	50	44	843	8.0	265	18	0.7	4.3	0.2	3.2	0.0
Saturday, August 03, 2013	12:00	0:10	46	54	49	44	718	7.8	266	19	0.9	4.3	0.2	2.8	0.0
Saturday, August 03, 2013	12:10	0:10	46	50	48	44	1034	9.0	265	19	0.7	2.6	0.2	3.0	0.0
Saturday, August 03, 2013	12:20	0:10	46	52	48	44	1122	9.3	268	18	0.7	2.2	0.4	4.1	0.0
Saturday, August 03, 2013	12:30	0:10	48	54	51	45	1795	11.6	274	19	0.7	3.2	0.4	3.5	0.0
Saturday, August 03, 2013	12:40	0:10	46	50	47	44	1628	10.8	273	19	1.1	3.7	0.7	3.9	0.0
Saturday, August 03, 2013	12:50	0:10	48	55	50	44	1019	9.0	272	19	0.9	2.4	0.7	4.1	0.0
Saturday, August 03, 2013	13:00	0:10	46	53	48	44	1833	11.8	276	19	1.1	3.2	0.6	3.9	0.0
Saturday, August 03, 2013	13:10	0:10	46	57	47	44	1645	11.3	274	20	1.1	3.5	0.7	5.4	0.0
Saturday, August 03, 2013	13:20	0:10	46	54	49	45	1657	11.2	280	20	0.9	3.0	0.9	5.7	0.0
Saturday, August 03, 2013	13:30	0:10	45	51	46	44	1695	11.2	272	19	0.9	3.5	1.1		

Table A-4: Location 2 Summer Compliance Evaluation

Date	Time	Duration	Leq	Lmax	L(10)	L(90)	WT E2	WT E2	Onsite Met	Onsite Met	Loc. 2	Loc. 2	Loc. 6	Loc. 6	Loc. 6
	Start Time	(min)	(dBA)	(dBA)	(dBA)	(dBA)	Output (kW)	HH WS (m/s)	WD @ 75m (degrees)	Temp. (°C)	Avg. WS @ 2m (m/s)	Gust WS @ 2m (m/s)	Avg. WS @ 2m (m/s)	Gust WS @ 2m (m/s)	Precip. (mm)
Saturday, August 03, 2013	15:20	0:10	47	56	49	45	1696	12.3	270	19	0.7	2.8	2.0	5.7	0.0
Saturday, August 03, 2013	15:30	0:10	46	52	48	45	1677	11.8	266	20	0.9	3.7	1.7	5.4	0.0
Saturday, August 03, 2013	15:40	0:10	46	52	48	45	1850	12.3	274	21	0.7	2.4	2.0	8.2	0.0
Saturday, August 03, 2013	15:50	0:10	46	55	47	44	1760	11.8	291	20	0.6	2.0	1.7	3.9	0.0
Saturday, August 03, 2013	16:00	0:10	46	52	47	44	1388	10.5	277	20	0.6	1.9	1.5	6.3	0.0
Saturday, August 03, 2013	16:10	0:10	48	67	48	44	1508	10.8	277	20	0.6	1.9	1.5	4.1	0.0
Saturday, August 03, 2013	16:20	0:10	47	67	50	44	1747	11.9	272	21	0.6	1.7	1.1	3.9	0.0
Saturday, August 03, 2013	16:30	0:10	47	60	50	44	1635	11.4	286	20	0.7	2.6	2.2	5.4	0.0
Saturday, August 03, 2013	16:40	0:10	45	54	48	44	1433	10.9	277	21	0.6	2.4	2.2	7.6	0.0
Saturday, August 03, 2013	16:50	0:10	50	70	51	44	1826	12.5	290	20	0.4	3.3	1.9	5.2	0.0
Saturday, August 03, 2013	17:00	0:10	47	64	49	45	1267	9.5	290	20	0.6	2.4	1.7	4.6	0.0
Saturday, August 03, 2013	17:10	0:10	53	65	58	47	672	8.2	287	19	0.6	2.4	2.0	5.7	0.0
Saturday, August 03, 2013	17:20	0:10	46	53	48	44	1527	11.1	284	20	0.4	1.1	2.4	5.6	0.0
Saturday, August 03, 2013	17:30	0:10	46	53	48	44	1309	10.0	279	20	0.7	2.2	2.0	4.6	0.0
Saturday, August 03, 2013	17:40	0:10	46	54	48	44	1339	10.1	270	20	0.6	2.0	1.9	6.3	0.0
Saturday, August 03, 2013	17:50	0:10	47	68	49	45	1435	10.4	274	20	0.6	1.5	2.2	7.6	0.0
Saturday, August 03, 2013	18:00	0:10	45	54	47	44	1808	12.3	277	19	0.6	1.7	1.9	3.7	0.0
Saturday, August 03, 2013	18:10	0:10	46	66	45	44	1337	10.3	290	18	0.4	1.5	1.3	4.3	0.0
Saturday, August 03, 2013	18:20	0:10	46	63	47	44	1601	10.9	284	18	0.2	0.7	1.3	3.2	0.0
Saturday, August 03, 2013	18:30	0:10	46	70	46	44	1228	9.8	282	18	0.6	1.7	1.1	3.7	0.0
Saturday, August 03, 2013	18:40	0:10	45	69	45	44	850	8.6	290	18	0.2	0.9	1.3	4.3	0.0
Saturday, August 03, 2013	18:50	0:10	44	52	44	44	718	8.1	288	18	0.4	1.5	0.9	2.6	0.0
Saturday, August 03, 2013	19:00	0:10	44	55	44	44	1214	9.8	294	17	0.2	1.3	1.5	5.9	0.0
Saturday, August 03, 2013	19:10	0:10	44	56	45	44	944	8.7	298	17	0.4	0.9	1.3	3.0	0.0
Saturday, August 03, 2013	19:20	0:10	44	52	44	43	1017	9.1	291	16	0.4	1.3	0.7	2.8	0.0
Saturday, August 03, 2013	19:30	0:10	44	51	44	43	1178	9.3	290	16	0.4	0.9	0.0	0.0	0.0
Saturday, August 03, 2013	19:40	0:10	44	57	45	43	961	8.8	290	16	0.4	0.9	0.0	0.0	0.0
Saturday, August 03, 2013	19:50	0:10	44	54	45	43	948	8.7	287	16	0.2	0.9	0.2	2.0	0.0
Saturday, August 03, 2013	20:00	0:10	44	54	44	43	963	8.7	283	16	0.2	0.6	0.0	1.1	0.0
Saturday, August 03, 2013	20:10	0:10	44	54	45	43	712	7.8	285	16	0.0	0.9	0.4	3.0	0.0
Saturday, August 03, 2013	20:20	0:10	44	52	44	43	947	8.4	287	15	0.2	0.7	0.6	2.4	0.0
Saturday, August 03, 2013	20:30	0:10	44	59	44	43	682	7.9	286	15	0.0	0.9	0.4	2.8	0.0
Saturday, August 03, 2013	20:40	0:10	44	53	44	43	903	8.8	287	15	0.9	1.9	0.6	3.0	0.0
Saturday, August 03, 2013	20:50	0:10	43	49	44	43	773	8.4	297	15	0.6	1.3	0.4	2.2	0.0
Saturday, August 03, 2013	21:00	0:10	43	54	44	43	666	7.9	297	15	0.4	1.3	0.0	0.0	0.0
Saturday, August 03, 2013	21:10	0:10	43	48	44	43	719	8.3	303	15	0.6	1.1	0.0	0.0	0.0
Saturday, August 03, 2013	21:20	0:10	44	50	44	43	512	7.3	301	15	0.9	1.7	0.0	0.0	0.0
Saturday, August 03, 2013	21:30	0:10	47	64	48	43	499	7.2	305	14	1.1	1.7	0.0	0.0	0.0
Saturday, August 03, 2013	21:40	0:10	44	58	44	43	651	7.7	304	14	1.1	1.9	0.0	0.0	0.0
Saturday, August 03, 2013	21:50	0:10	44	48	44	43	562	7.4	305	14	1.1	2.0	0.0	0.0	0.0
Saturday, August 03, 2013	22:00	0:10	44	46	44	43	705	8.0	308	14	0.9	1.9	0.0	0.0	0.0
Saturday, August 03, 2013	22:10	0:10	44	46	44	43	927	8.6	301	14	1.1	1.9	0.0	0.0	0.0
Saturday, August 03, 2013	22:20	0:10	43	48	44	43	715	8.0	292	14	0.7	1.7	0.0	0.0	0.0
Saturday, August 03, 2013	22:30	0:10	44	51	44	43	562	7.3	290	14	0.7	1.3	0.0	0.0	0.0
Saturday, August 03, 2013	22:40	0:10	43	45	43	43	496	7.2	288	14	0.7	1.3	0.0	0.0	0.0
Saturday, August 03, 2013	22:50	0:10	43	45	43	43	518	7.3	291	14	0.9	1.5	0.0	0.0	0.0
Saturday, August 03, 2013	23:00	0:10	43	46	43	43	565	7.4	293	14	1.1	1.7	0.0	2.4	0.0
Saturday, August 03, 2013	23:10	0:10	43	44	43	43	366	6.4	290	14	0.9	1.5	0.0	1.7	0.0
Saturday, August 03, 2013	23:20	0:10	43	51	44	43	437	6.8	286	14	0.9	1.5	0.0	0.0	0.0
Saturday, August 03, 2013	23:30	0:10	43	48	43	43	857	8.6	288	14	0.9	1.7	0.0	0.0	0.0
Saturday, August 03, 2013	23:40	0:10	43	46	43	43	896	8.6	288	14	0.4	1.1	0.0	0.0	0.0
Saturday, August 03, 2013	23:50	0:10	43	44	43	43	1044	9.2	289	14	0.7	1.5	0.0	0.9	0.0
Sunday, August 04, 2013	0:00	0:10	44	51	44	43	1228	9.8	295	14	0.9	1.5	0.2	1.5	0.0
Sunday, August 04, 2013	0:10	0:10	44	45	44	44	993	8.9	292	14	0.9	1.5	0.0	0.2	0.0
Sunday, August 04, 2013	0:20	0:10	43	49	44	43	1078	9.0	289	14	0.9	1.5	0.0	1.1	0.0
Sunday, August 04, 2013	0:30	0:10	43	52	43	43	898	8.4	297	14	0.7	1.5	0.0	0.2	0.0
Sunday, August 04, 2013	0:40	0:10	43	44	43	42	766	8.2	298	14	0.7	1.3	0.0	0.0	0.0
Sunday, August 04, 2013	0:50	0:10	43	47	43	42	774	8.2	297	14	0.9	1.3	0.0	0.0	0.0
Sunday, August 04, 2013	1:00	0:10	43	46	43	42	706	7.8	293	14	0.6	1.3	0.0	0.0	0.0
Sunday, August 04, 2013	1:10	0:10	43	46	43	42	715	8.0	293	14	0.7	1.3	0.0	0.0	0.0
Sunday, August 04, 2013	1:20	0:10	43	46	43	42	878	8.4	289	14	1.1	1.7	0.0	0.0	0.0
Sunday, August 04, 2013	1:30	0:10	43	44	43	42	1006	8.8	290	14	0.6	1.3	0.0	0.0	0.0
Sunday, August 04, 2013	1:40	0:10	43	44	43	42	1265	9.7	293	14	0.7	1.5	0.0	0.0	0.0
Sunday, August 04, 2013	1:50	0:10	43	48	43	43	1307	9.7	290	13	0.7	1.5	0.0	0.0	0.0
Sunday, August 04, 2013	2:00	0:10	43	44	43	42	739	9.7	293	13	0.6	1.5	0.0	1.1	0.0
Sunday, August 04, 2013	2:10	0:10	42	45	43	42	-4	10.8	299	13	0.6	1.3	0.0	1.1	0.0
Sunday, August 04, 2013	2:20	0:10	42	43	43	42	-4	10.7	299	13	0.7	1.3	0.0	0.0	0.0
Sunday, August 04, 2013	2:30	0:10	43	49	43	42	-4	9.8	300	13	0.2	1.1	0.0	0.0	0.0
Sunday, August 04, 2013	2:40	0:10	43	47	43	42	-4	9.7	302	13	0.7	1.7	0.0	0.0	0.0
Sunday, August 04, 2013	2:50	0:10	42	43	43	42	-4	10.1	304	13	0.9	1.9	0.0	0.0	0.0
Sunday, August 04, 2013	3:00	0:10	42	44	43	42	592	9.1	305	13	0.0	0.2	0.0	0.0	0.0
Sunday, August 04, 2013	3:10	0:10	43	44	43	42	1179	9.5	305	13	0.2	0.9	0.0	0.0	0.0
Sunday, August 04, 2013	3:20	0:10	43	53	43	42	994	8.8	305	13	0.6	1.3	0.0	0.0	0.0
Sunday, August 04, 2013	3:30	0:10	43	45	43	42	1161	9.4	306	12	0.2	0.9	0.0	0.0	0.0
Sunday, August 04, 2013	3:40	0:10	43	45	43	42	1099	9.2	303	12	0.2	0.9	0.0	0.0	0.0
Sunday, August 04, 2013	3:50	0:10	43	45	43	42	1117	9.2	297	12	0.2	2.0	0.0	0.0	0.0
Sunday, August 04, 2013	4:00	0:10	43	52	43	42	1230	9.4	295	12	0.6	1.5	0.0	0.0	0.0
Sunday, August 04, 2013	4:10	0:10	43	47	43	42	988	8.8	297	12	0.4	1.5	0.0	0.0	0.0
Sunday, August 04, 2013	4:20	0:10	43	45	43	42	1001	8.9	297	13	0.2	0.7	0.0	0.0	0.0
Sunday, August 04, 2013	4:30	0:10	43	45	43	42	1182	9.5	295	12	0.2	0.6	0.0	0.0	0.0
Sunday, August 04, 2013	4:40	0:10	43	48	43	42	1331	10.0	302	12	0.0	0.0	0.0	0.0	0.0
Sunday, August 04, 2013	4:50	0:10	43	49	43	42	1303	10.0	304	12	0.0	0.0	0.0	0.0	0.0
Sunday, August 04, 2013	5:00	0:10	43	49	43	42	1004	8.8	299	12	0.0	0.6	0.0	0.0	0.0
Sunday, August 04, 2013	5:10	0:10	42	48	43	42	639	7.6	299	12	0.0	0.0	0.0	0.0	0.0
Sunday, August 04, 2013	5:20	0:10	43	51	43	42	354	6.4	300	12	0.0	0.9	0.0	0.0	0.0
Sunday, August 04, 2013	5:30	0:10	43	52											

Table A-4: Location 2 Summer Compliance Evaluation

Date	Time	Duration	Leq	Lmax	L(10)	L(90)	WT E2	WT E2	Onsite Met	Onsite Met	Loc. 2	Loc. 2	Loc. 6	Loc. 6	Loc. 6
	Start Time	(min)	(dBA)	(dBA)	(dBA)	(dBA)	Output (kW)	HH WS (m/s)	WD @ 75m (degrees)	Temp. (°C)	Avg. WS @ 2m (m/s)	Gust WS @ 2m (m/s)	Avg. WS @ 2m (m/s)	Gust WS @ 2m (m/s)	Precip. (mm)
Sunday, August 04, 2013	7:20	0:10	44	54	45	42	95	4.5	297	14	0.4	0.9	0.4	2.2	0.0
Sunday, August 04, 2013	7:30	0:10	43	55	44	42	62	4.0	294	14	0.4	0.7	0.6	3.2	0.0
Sunday, August 04, 2013	7:40	0:10	43	45	43	42	-11	2.8	295	14	0.6	1.5	0.2	2.8	0.0
Sunday, August 04, 2013	7:50	0:10	42	55	43	42	-11	1.9	297	14	0.6	1.1	0.6	3.2	0.0
Sunday, August 04, 2013	8:00	0:10	46	59	48	42	-9	1.5	299	15	0.7	1.9	0.4	2.6	0.0
Sunday, August 04, 2013	8:10	0:10	46	59	47	44	19	3.1	302	15	0.2	0.7	0.0	0.9	0.0
Sunday, August 04, 2013	8:20	0:10	45	56	46	42	96	4.4	306	15	0.4	1.5	0.2	3.0	0.0
Sunday, August 04, 2013	8:30	0:10	43	62	44	42	262	6.1	311	15	0.6	1.9	0.2	2.2	0.0
Sunday, August 04, 2013	8:40	0:10	44	52	45	42	296	6.2	313	15	0.6	1.9	0.2	3.0	0.0
Sunday, August 04, 2013	8:50	0:10	43	55	44	42	175	5.2	304	16	0.6	1.3	0.2	1.5	0.0
Sunday, August 04, 2013	9:00	0:10	44	62	45	42	113	4.7	308	16	0.7	1.9	0.6	3.3	0.0
Sunday, August 04, 2013	9:10	0:10	43	59	44	42	225	5.8	309	16	0.6	1.3	0.7	3.7	0.0
Sunday, August 04, 2013	9:20	0:10	42	50	43	42	443	7.0	313	15	0.6	1.1	0.2	2.8	0.0
Sunday, August 04, 2013	9:30	0:10	43	59	44	42	396	6.7	307	16	0.6	1.9	0.7	4.8	0.0
Sunday, August 04, 2013	9:40	0:10	43	48	44	42	609	7.6	310	16	0.7	2.2	1.7	4.8	0.0
Sunday, August 04, 2013	9:50	0:10	44	63	45	42	777	8.4	331	16	0.7	3.7	1.3	4.8	0.0
Sunday, August 04, 2013	10:00	0:10	43	53	44	42	823	8.4	315	17	0.7	1.5	0.9	4.4	0.0
Sunday, August 04, 2013	10:10	0:10	46	63	47	42	817	8.7	320	17	0.9	2.8	1.7	5.4	0.0
Sunday, August 04, 2013	10:20	0:10	48	62	51	44	1029	9.1	322	17	0.6	2.2	1.3	3.3	0.0
Sunday, August 04, 2013	10:30	0:10	48	63	49	44	552	7.6	306	17	0.7	2.4	0.9	3.9	0.0
Sunday, August 04, 2013	10:40	0:10	46	52	49	43	411	6.8	310	17	0.9	2.4	0.4	3.2	0.0
Sunday, August 04, 2013	10:50	0:10	46	55	47	43	579	7.5	302	18	0.9	2.2	0.7	4.3	0.0
Sunday, August 04, 2013	11:00	0:10	46	54	48	43	605	7.6	298	18	0.7	1.9	0.9	4.1	0.0
Sunday, August 04, 2013	11:10	0:10	45	50	48	43	393	6.8	286	18	0.7	1.9	0.7	3.5	0.0
Sunday, August 04, 2013	11:20	0:10	44	50	47	42	379	6.6	312	18	0.7	1.9	0.7	4.1	0.0
Sunday, August 04, 2013	11:30	0:10	43	50	45	42	179	5.4	286	16	0.6	1.9	0.2	2.6	0.0
Sunday, August 04, 2013	11:40	0:10	43	51	45	42	380	6.6	279	15	0.4	1.5	0.2	2.0	0.0
Sunday, August 04, 2013	11:50	0:10	43	54	45	42	297	6.3	287	16	0.4	1.7	0.9	4.1	0.0
Sunday, August 04, 2013	12:00	0:10	46	63	48	42	591	7.3	290	17	0.6	2.0	0.7	5.2	0.0
Sunday, August 04, 2013	12:10	0:10	45	58	48	42	1025	9.1	282	17	0.6	1.9	0.9	3.9	0.0
Sunday, August 04, 2013	12:20	0:10	47	55	49	43	1008	8.8	275	15	0.7	2.8	0.6	3.2	0.0
Sunday, August 04, 2013	12:30	0:10	44	57	45	42	489	7.1	282	15	0.6	1.9	1.1	3.9	0.0
Sunday, August 04, 2013	12:40	0:10	43	50	44	42	852	8.6	293	17	0.6	2.0	1.3	4.8	0.0
Sunday, August 04, 2013	12:50	0:10	47	56	48	43	1193	9.6	303	17	0.6	1.7	1.5	5.0	0.0
Sunday, August 04, 2013	13:00	0:10	44	48	45	42	903	8.8	306	17	0.7	1.9	0.6	3.0	0.0
Sunday, August 04, 2013	13:10	0:10	46	57	49	43	1020	9.0	309	18	0.6	1.7	1.5	4.6	0.0
Sunday, August 04, 2013	13:20	0:10	48	56	51	44	1771	12.0	318	16	0.7	2.2	0.7	4.8	0.0
Sunday, August 04, 2013	13:30	0:10	43	52	44	42	1556	10.6	304	15	0.6	2.4	0.9	3.3	0.0
Sunday, August 04, 2013	13:40	0:10	45	52	47	42	997	9.0	306	15	0.9	2.0	1.3	4.8	0.0
Sunday, August 04, 2013	13:50	0:10	45	52	46	42	760	9.0	301	17	0.7	2.8	0.7	5.4	0.0
Sunday, August 04, 2013	14:00	0:10	43	49	43	42	-4	7.8	305	17	0.6	1.5	1.5	5.7	0.0
Sunday, August 04, 2013	14:10	0:10	43	47	44	42	-4	8.3	302	18	0.6	1.9	1.1	3.5	0.0
Sunday, August 04, 2013	14:20	0:10	43	45	43	42	-4	8.1	298	17	0.6	1.9	0.9	3.3	0.0
Sunday, August 04, 2013	14:30	0:10	43	46	43	42	-4	7.8	293	16	0.4	1.5	1.3	5.4	0.0
Sunday, August 04, 2013	14:40	0:10	43	49	43	42	-4	8.1	292	15	0.6	1.3	0.4	3.3	0.0
Sunday, August 04, 2013	14:50	0:10	42	49	43	42	-2	7.4	283	15	0.4	1.1	0.2	2.8	0.0
Sunday, August 04, 2013	15:00	0:10	42	47	43	42	0	6.3	278	15	0.0	0.0	0.2	3.3	0.0
Sunday, August 04, 2013	15:10	0:10	43	48	43	42	471	7.4	279	16	0.4	0.6	0.7	3.3	0.0
Sunday, August 04, 2013	15:20	0:10	43	48	44	42	746	7.8	288	17	0.2	1.1	1.7	5.0	0.0
Sunday, August 04, 2013	15:30	0:10	52	63	58	43	1567	11.7	290	17	0.7	3.3	1.9	5.0	0.0
Sunday, August 04, 2013	15:40	0:10	52	65	57	44	1919	12.1	296	16	0.6	1.3	1.9	5.4	0.0
Sunday, August 04, 2013	15:50	0:10	46	62	47	43	1243	9.5	289	16	0.4	1.1	1.7	4.3	0.0
Sunday, August 04, 2013	16:00	0:10	43	51	44	42	1007	8.8	310	17	0.2	1.1	1.3	4.4	0.0
Sunday, August 04, 2013	16:10	0:10	43	47	43	42	1001	8.6	318	17	0.7	1.7	1.1	4.4	0.0
Sunday, August 04, 2013	16:20	0:10	43	47	43	42	802	8.3	319	17	0.4	1.3	1.1	3.3	0.0
Sunday, August 04, 2013	16:30	0:10	47	66	48	42	671	7.8	321	17	0.2	1.3	0.6	5.0	0.0
Sunday, August 04, 2013	16:40	0:10	46	68	47	43	1340	10.1	306	17	0.4	1.5	0.6	3.5	0.0
Sunday, August 04, 2013	16:50	0:10	48	68	47	43	1513	10.7	310	17	0.6	2.2	1.1	5.0	0.3
Sunday, August 04, 2013	17:00	0:10	44	55	45	43	1426	10.2	305	16	0.2	1.7	0.6	3.3	0.0
Sunday, August 04, 2013	17:10	0:10	43	52	43	42	886	8.7	307	16	0.2	0.9	0.2	2.4	0.0
Sunday, August 04, 2013	17:20	0:10	43	48	44	42	951	8.8	308	17	0.4	1.3	0.2	1.7	0.0
Sunday, August 04, 2013	17:30	0:10	45	54	48	43	1087	9.7	320	17	0.4	1.5	0.4	3.7	0.0
Sunday, August 04, 2013	17:40	0:10	42	53	43	42	791	8.4	311	16	0.6	2.8	0.2	2.0	0.0
Sunday, August 04, 2013	17:50	0:10	42	47	43	42	1169	9.4	310	15	0.2	0.7	0.4	2.8	0.0
Sunday, August 04, 2013	18:00	0:10	43	55	43	42	1135	9.2	311	14	0.2	0.7	0.4	2.6	0.0
Sunday, August 04, 2013	18:10	0:10	43	61	43	42	690	7.9	309	15	0.2	1.1	0.4	2.8	0.0
Sunday, August 04, 2013	18:20	0:10	44	63	45	42	1013	8.9	306	16	0.2	1.1	0.4	5.4	0.0
Sunday, August 04, 2013	18:30	0:10	46	62	48	43	822	8.4	314	15	0.2	0.9	1.1	3.5	0.0
Sunday, August 04, 2013	18:40	0:10	43	58	44	42	926	8.8	310	15	0.4	1.5	0.6	2.6	0.0
Sunday, August 04, 2013	18:50	0:10	43	50	43	42	1556	11.2	319	14	0.6	1.5	0.4	3.0	0.0
Sunday, August 04, 2013	19:00	0:10	44	61	45	42	1838	12.3	320	14	0.6	1.7	0.2	1.3	0.0
Sunday, August 04, 2013	19:10	0:10	48	57	50	43	1720	11.4	324	14	0.4	2.0	0.6	3.0	0.0
Sunday, August 04, 2013	19:20	0:10	43	53	44	42	1701	11.2	315	13	0.7	1.7	0.6	3.7	0.0
Sunday, August 04, 2013	19:30	0:10	43	52	43	42	1705	11.4	319	13	0.7	1.7	0.4	2.4	0.0
Sunday, August 04, 2013	19:40	0:10	43	48	43	42	1861	12.5	318	13	0.7	1.9	0.7	2.6	0.0
Sunday, August 04, 2013	19:50	0:10	43	48	43	42	1917	12.1	314	13	0.7	2.2	0.4	2.8	0.0
Sunday, August 04, 2013	20:00	0:10	43	50	43	42	1736	11.1	316	12	0.7	1.9	0.0	1.3	0.0
Sunday, August 04, 2013	20:10	0:10	43	52	43	42	1754	11.7	318	12	0.2	0.9	0.4	3.2	0.0
Sunday, August 04, 2013	20:20	0:10	43	51	44	43	1988	12.8	306	12	0.7	1.7	0.7	3.2	0.0
Sunday, August 04, 2013	20:30	0:10	43	53	44	42	1993	13.1	305	12	0.4	1.5	0.7	3.0	0.0
Sunday, August 04, 2013	20:40	0:10	44	55	44	42	1999	13.8	309	12	0.6	1.7	0.7	3.9	0.0
Sunday, August 04, 2013	20:50	0:10	43	50	43	42	1934	12.0	306	12	0.4	1.5	0.9	3.5	0.0
Sunday, August 04, 2013	21:00	0:10	43	48	43	43	1809	11.6	308	12	0.6	1.3	0.7	2.4	0.0
Sunday, August 04, 2013	21:10	0:10	43	47	44	43	1908	12.3	304	11	0.2	1.1	1.3	3.3	0.0
Sunday, August 04, 2013	21:20	0:10	43	46	44	43	1954	12.4	303	12	0.4	1.1	1.1	4.3	0.0
Sunday, August 04, 2013	21:30	0:10	43	57</											

Table A-4: Location 2 Summer Compliance Evaluation

Date	Time	Duration	Leq	Lmax	L(10)	L(90)	WT E2	WT E2	Onsite Met	Onsite Met	Loc. 2	Loc. 2	Loc. 6	Loc. 6	Loc. 6
	Start Time	(min)	(dBA)	(dBA)	(dBA)	(dBA)	Output (kW)	HH WS (m/s)	WD @ 75m (degrees)	Temp. (°C)	Avg. WS @ 2m (m/s)	Gust WS @ 2m (m/s)	Avg. WS @ 2m (m/s)	Gust WS @ 2m (m/s)	Precip. (mm)
Sunday, August 04, 2013	23:20	0:10	42	44	43	42	1366	10.2	310	11	0.6	1.1	0.7	3.2	0.0
Sunday, August 04, 2013	23:30	0:10	42	44	43	42	1243	9.7	310	11	0.6	1.5	1.1	3.9	0.0
Sunday, August 04, 2013	23:40	0:10	42	44	43	42	1506	10.5	310	11	0.7	1.3	0.7	3.2	0.0
Sunday, August 04, 2013	23:50	0:10	42	45	42	42	1088	9.1	310	11	0.7	1.3	0.2	2.2	0.0
Monday, August 05, 2013	0:00	0:10	42	44	42	42	1120	9.3	311	11	0.7	1.3	0.2	2.6	0.0
Monday, August 05, 2013	0:10	0:10	42	44	43	42	1592	10.8	306	11	0.7	1.1	0.0	2.0	0.0
Monday, August 05, 2013	0:20	0:10	42	44	42	42	1545	10.6	301	10	0.6	1.5	0.2	3.0	0.0
Monday, August 05, 2013	0:30	0:10	42	45	43	42	1701	11.1	303	10	0.4	0.9	0.0	0.7	0.0
Monday, August 05, 2013	0:40	0:10	42	44	43	42	1611	10.6	301	10	0.6	1.5	0.2	1.9	0.0
Monday, August 05, 2013	0:50	0:10	42	44	43	42	1876	11.9	303	10	0.6	1.3	0.2	1.5	0.0
Monday, August 05, 2013	1:00	0:10	42	45	43	42	1969	13.0	304	10	0.4	0.9	0.0	1.7	0.0
Monday, August 05, 2013	1:10	0:10	42	44	43	42	2000	14.6	306	10	0.4	1.1	0.4	3.2	0.0
Monday, August 05, 2013	1:20	0:10	43	45	43	42	1984	13.0	307	10	0.2	1.3	0.2	2.4	0.0
Monday, August 05, 2013	1:30	0:10	42	45	43	42	1978	12.9	311	10	0.4	1.3	0.4	2.6	0.0
Monday, August 05, 2013	1:40	0:10	43	45	43	42	1971	13.5	309	10	0.6	1.7	0.2	2.8	0.0
Monday, August 05, 2013	1:50	0:10	42	44	42	42	1714	12.6	306	10	0.6	1.9	0.2	2.2	0.0
Monday, August 05, 2013	2:00	0:10	42	43	42	42	-3	11.5	307	10	0.2	0.7	0.2	2.6	0.0
Monday, August 05, 2013	2:10	0:10	42	49	42	42	-4	11.7	308	10	0.0	0.0	0.6	3.2	0.0
Monday, August 05, 2013	2:20	0:10	42	43	42	42	-4	12.5	306	10	0.0	0.7	0.6	3.3	0.0
Monday, August 05, 2013	2:30	0:10	42	45	42	42	-4	13.1	307	10	0.2	0.9	0.2	2.6	0.0
Monday, August 05, 2013	2:40	0:10	42	43	42	42	-4	12.9	306	10	0.4	1.3	0.7	3.3	0.0
Monday, August 05, 2013	2:50	0:10	42	44	42	42	-3	12.4	307	10	0.2	1.3	0.7	3.5	0.0
Monday, August 05, 2013	3:00	0:10	43	48	43	42	1620	13.6	309	10	0.2	0.7	0.6	2.8	0.0
Monday, August 05, 2013	3:10	0:10	43	45	43	43	1962	13.5	310	10	0.2	2.2	0.4	2.6	0.0
Monday, August 05, 2013	3:20	0:10	43	45	43	42	1966	13.0	311	10	0.2	2.8	0.2	2.6	0.0
Monday, August 05, 2013	3:30	0:10	43	46	44	42	1913	12.5	310	10	0.2	1.1	0.2	3.0	0.0
Monday, August 05, 2013	3:40	0:10	42	44	43	42	1899	12.1	309	10	0.0	1.5	0.4	2.2	0.0
Monday, August 05, 2013	3:50	0:10	42	45	43	42	1835	11.5	309	10	0.2	0.7	0.2	1.9	0.0
Monday, August 05, 2013	4:00	0:10	42	44	43	42	1765	11.2	309	10	0.2	1.3	0.2	2.6	0.0
Monday, August 05, 2013	4:10	0:10	42	44	42	42	1547	10.5	308	10	0.0	0.9	0.2	2.2	0.0
Monday, August 05, 2013	4:20	0:10	42	45	43	42	1590	10.9	309	10	0.2	0.9	0.2	2.6	0.0
Monday, August 05, 2013	4:30	0:10	42	46	43	42	1533	10.5	312	10	0.0	0.2	0.6	3.3	0.0
Monday, August 05, 2013	4:40	0:10	45	61	47	42	1380	10.2	313	10	0.0	1.1	0.2	2.4	0.0
Monday, August 05, 2013	4:50	0:10	47	60	51	42	1356	10.1	315	10	0.2	1.3	0.2	3.3	0.0
Monday, August 05, 2013	5:00	0:10	53	65	56	47	1466	10.4	323	10	0.2	1.1	0.0	0.0	0.5
Monday, August 05, 2013	5:10	0:10	52	64	55	46	1686	11.1	321	10	0.2	1.1	0.2	3.5	0.0
Monday, August 05, 2013	5:20	0:10	46	58	48	43	1879	12.2	318	10	0.7	2.2	0.2	3.2	0.0
Monday, August 05, 2013	5:30	0:10	48	64	50	43	1938	12.3	314	10	0.7	1.9	0.2	3.3	0.3
Monday, August 05, 2013	5:40	0:10	45	58	47	43	1862	12.0	321	10	0.7	2.0	0.4	2.8	0.0
Monday, August 05, 2013	5:50	0:10	46	59	48	43	1811	11.8	313	10	0.7	2.6	0.2	2.8	0.0
Monday, August 05, 2013	6:00	0:10	44	53	46	43	1707	11.6	311	10	0.6	1.9	0.2	2.4	0.0
Monday, August 05, 2013	6:10	0:10	44	53	46	43	1851	12.1	309	9	0.4	1.3	0.4	4.3	0.0
Monday, August 05, 2013	6:20	0:10	46	63	46	43	1904	11.9	313	9	0.4	0.9	0.2	2.8	0.0
Monday, August 05, 2013	6:30	0:10	46	60	49	43	1987	12.9	312	9	0.0	0.7	0.2	4.3	0.0
Monday, August 05, 2013	6:40	0:10	45	51	46	43	1960	13.4	309	9	0.7	2.4	0.4	3.7	0.0
Monday, August 05, 2013	6:50	0:10	45	62	46	43	1968	13.4	310	9	0.6	1.5	0.7	3.0	0.0
Monday, August 05, 2013	7:00	0:10	48	64	51	44	1999	14.5	309	9	0.6	1.5	1.3	4.3	0.0
Monday, August 05, 2013	7:10	0:10	48	61	51	44	1995	13.8	306	9	0.7	1.9	1.3	3.9	0.0
Monday, August 05, 2013	7:20	0:10	49	60	52	45	2000	15.7	309	9	0.7	2.2	1.1	4.8	0.0
Monday, August 05, 2013	7:30	0:10	50	61	53	45	1991	13.9	309	9	0.9	2.8	0.6	4.1	0.0
Monday, August 05, 2013	7:40	0:10	50	65	51	45	1998	14.9	311	9	0.7	2.4	1.1	4.1	0.0
Monday, August 05, 2013	7:50	0:10	52	67	55	46	1935	13.3	310	9	0.6	3.2	1.3	5.7	0.0
Monday, August 05, 2013	8:00	0:10	48	60	50	45	1922	13.0	311	9	0.6	1.7	1.3	5.9	0.0
Monday, August 05, 2013	8:10	0:10	47	55	49	44	1910	12.4	310	9	0.6	1.7	1.9	5.7	0.0
Monday, August 05, 2013	8:20	0:10	49	60	51	44	1894	13.6	315	9	0.7	1.5	1.1	6.1	0.0
Monday, August 05, 2013	8:30	0:10	50	57	53	46	1999	15.7	313	10	0.7	2.8	0.7	4.6	0.0
Monday, August 05, 2013	8:40	0:10	55	68	60	45	1986	14.4	309	10	0.7	2.2	1.9	6.5	0.0
Monday, August 05, 2013	8:50	0:10	51	65	53	46	2000	15.2	310	10	0.9	5.0	1.7	6.5	0.0
Monday, August 05, 2013	9:00	0:10	51	61	54	47	1980	14.6	309	10	0.9	2.4	1.9	6.5	0.0
Monday, August 05, 2013	9:10	0:10	49	55	52	46	1976	14.2	311	10	1.1	2.8	1.5	4.4	0.0
Monday, August 05, 2013	9:20	0:10	51	63	53	46	1666	11.5	309	11	0.9	2.2	1.5	4.4	0.0
Monday, August 05, 2013	9:30	0:10	52	66	55	46	1307	10.0	314	11	0.9	2.0	1.7	4.8	0.0
Monday, August 05, 2013	9:40	0:10	47	62	49	43	1224	9.7	322	11	0.7	2.4	1.9	6.1	0.0
Monday, August 05, 2013	9:50	0:10	45	53	46	43	1473	10.6	315	11	0.7	1.9	2.4	5.0	0.0
Monday, August 05, 2013	10:00	0:10	48	59	51	44	1315	9.9	308	11	0.7	1.9	1.7	4.8	0.0
Monday, August 05, 2013	10:10	0:10	49	58	53	44	1159	9.4	324	12	0.9	2.4	1.9	4.8	0.0
Monday, August 05, 2013	10:20	0:10	47	53	49	44	898	8.8	314	12	0.9	3.2	2.0	4.8	0.0
Monday, August 05, 2013	10:30	0:10	47	55	49	44	1605	11.4	327	13	0.9	2.4	1.5	5.2	0.0
Monday, August 05, 2013	10:40	0:10	48	57	51	44	1660	11.3	323	13	0.9	2.4	1.7	5.6	0.0
Monday, August 05, 2013	10:50	0:10	47	57	50	44	1045	9.3	324	13	0.9	3.0	2.4	5.6	0.0
Monday, August 05, 2013	11:00	0:10	45	56	46	43	986	9.0	320	13	0.9	2.0	1.9	4.4	0.0
Monday, August 05, 2013	11:10	0:10	53	72	49	47	927	8.9	323	14	0.7	2.8	2.4	5.4	0.0
Monday, August 05, 2013	11:20	0:10	47	65	49	44	1030	9.2	311	14	0.7	2.4	2.0	5.0	0.0
Monday, August 05, 2013	11:30	0:10	47	53	50	44	1441	10.4	317	14	0.7	2.2	2.2	5.4	0.0
Monday, August 05, 2013	11:40	0:10	47	58	49	43	1290	9.9	298	14	0.7	2.2	2.4	6.1	0.0
Monday, August 05, 2013	11:50	0:10	47	54	49	43	862	8.4	301	15	0.7	1.7	1.7	5.0	0.0
Monday, August 05, 2013	12:00	0:10	46	55	49	43	723	8.3	303	15	0.9	2.6	2.2	7.2	0.0
Monday, August 05, 2013	12:10	0:10	46	52	49	43	1310	9.8	303	15	0.7	2.4	2.4	6.7	0.0
Monday, August 05, 2013	12:20	0:10	47	52	50	43	1336	10.1	308	15	0.9	2.6	2.4	6.1	0.0
Monday, August 05, 2013	12:30	0:10	45	51	47	43	1028	8.9	305	16	0.7	2.0	2.4	6.3	0.0
Monday, August 05, 2013	12:40	0:10	46	59	49	43	1624	10.9	305	16	0.7	1.7	2.2	6.7	0.0
Monday, August 05, 2013	12:50	0:10	47	57	50	43	1617	10.8	305	16	0.7	2.0	3.0	6.3	0.0
Monday, August 05, 2013	13:00	0:10	48	57	51	43	1757	12.1	301	16	0.8	0.9	2.4	5.7	0.0
Monday, August 05, 2013	13:10	0:10	48	57	51	44	1673	11.5	306	16	0.9	3.0	2.8	6.3	0.0
Monday, August 05, 2013	13:20	0:10	45	51	48	43	1430	10.5	296	16	0.9	3.7	2.6	6.9	0.0
Monday, August 05, 2															

Table A-4: Location 2 Summer Compliance Evaluation

Date	Time	Duration	Leq	Lmax	L(10)	L(90)	WT E2	WT E2	Onsite Met	Onsite Met	Loc. 2	Loc. 2	Loc. 6	Loc. 6	Loc. 6
	Start Time	(min)	(dBA)	(dBA)	(dBA)	(dBA)	Output (kW)	HH WS (m/s)	WD @ 75m (degrees)	Temp. (°C)	Avg. WS @ 2m (m/s)	Gust WS @ 2m (m/s)	Avg. WS @ 2m (m/s)	Gust WS @ 2m (m/s)	Precip. (mm)
Monday, August 05, 2013	15:20	0:10	45	58	46	42	1681	11.3	302	17	0.6	1.7	2.2	5.4	0.0
Monday, August 05, 2013	15:30	0:10	44	59	45	43	1473	10.4	300	17	0.6	1.5	1.9	5.0	0.0
Monday, August 05, 2013	15:40	0:10	45	54	48	43	1465	10.8	307	17	0.6	1.7	2.4	6.1	0.0
Monday, August 05, 2013	15:50	0:10	45	62	47	42	1438	10.6	312	17	0.7	3.0	3.0	6.7	0.0
Monday, August 05, 2013	16:00	0:10	46	61	49	43	1350	10.1	317	18	0.6	2.2	2.0	6.3	0.0
Monday, August 05, 2013	16:10	0:10	43	62	44	42	1564	10.7	303	18	0.9	3.7	2.2	5.4	0.0
Monday, August 05, 2013	16:20	0:10	44	53	46	42	1037	8.7	320	18	0.6	1.9	2.4	6.9	0.0
Monday, August 05, 2013	16:30	0:10	45	52	47	43	1203	9.7	308	17	0.7	2.4	2.8	6.3	0.0
Monday, August 05, 2013	16:40	0:10	44	52	45	42	1268	9.8	318	18	0.9	2.0	2.0	5.4	0.0
Monday, August 05, 2013	16:50	0:10	45	69	47	42	1381	10.3	301	18	0.7	2.2	2.4	5.0	0.0
Monday, August 05, 2013	17:00	0:10	43	49	45	42	1093	9.6	302	17	0.7	2.8	2.2	5.7	0.0
Monday, August 05, 2013	17:10	0:10	47	58	49	43	1686	11.7	318	17	0.6	1.5	2.2	5.2	0.0
Monday, August 05, 2013	17:20	0:10	44	51	46	42	1823	12.1	323	17	0.7	2.4	2.0	4.6	0.0
Monday, August 05, 2013	17:30	0:10	43	49	45	42	1148	9.6	322	17	0.6	2.6	2.2	5.4	0.0
Monday, August 05, 2013	17:40	0:10	43	55	44	42	955	9.0	326	16	0.7	1.7	1.1	3.9	0.0
Monday, August 05, 2013	17:50	0:10	43	57	43	42	1796	11.9	325	16	0.6	1.5	1.2	3.0	0.0
Monday, August 05, 2013	18:00	0:10	43	57	44	42	1418	10.5	321	16	0.4	1.1	1.5	5.2	0.0
Monday, August 05, 2013	18:10	0:10	46	64	46	42	1002	9.1	325	16	0.2	0.9	2.0	6.1	0.0
Monday, August 05, 2013	18:20	0:10	45	66	45	42	1032	9.3	321	15	0.2	0.9	1.5	4.6	0.0
Monday, August 05, 2013	18:30	0:10	43	57	45	42	1466	10.5	320	15	0.2	1.1	1.7	3.9	0.0
Monday, August 05, 2013	18:40	0:10	42	48	42	41	1475	10.6	321	15	0.6	1.5	1.9	5.2	0.0
Monday, August 05, 2013	18:50	0:10	42	51	42	41	1402	10.4	318	15	0.4	1.3	1.1	3.5	0.0
Monday, August 05, 2013	19:00	0:10	42	52	43	41	1439	10.6	318	14	0.4	0.9	1.5	3.7	0.0
Monday, August 05, 2013	19:10	0:10	42	47	42	41	1453	10.5	320	14	0.6	1.1	0.7	3.3	0.0
Monday, August 05, 2013	19:20	0:10	42	50	43	41	1655	11.5	316	14	0.4	1.1	0.6	3.0	0.0
Monday, August 05, 2013	19:30	0:10	42	54	43	41	1222	9.9	316	14	0.6	1.3	0.4	2.0	0.0
Monday, August 05, 2013	19:40	0:10	41	47	42	41	765	8.2	319	14	0.6	1.7	0.4	2.0	0.0
Monday, August 05, 2013	19:50	0:10	41	44	42	41	467	7.5	331	13	0.6	1.3	0.6	2.8	0.0
Monday, August 05, 2013	20:00	0:10	41	45	41	41	235	6.5	328	13	0.7	1.9	0.2	2.2	0.0
Monday, August 05, 2013	20:10	0:10	41	49	41	41	268	6.0	323	13	0.6	1.1	0.0	1.3	0.0
Monday, August 05, 2013	20:20	0:10	45	60	46	41	367	6.5	321	13	0.6	1.1	0.2	1.9	0.0
Monday, August 05, 2013	20:30	0:10	42	50	42	41	478	6.9	317	13	0.9	1.9	0.0	0.0	0.0
Monday, August 05, 2013	20:40	0:10	42	50	42	41	444	6.8	314	12	0.9	1.7	0.0	0.0	0.0
Monday, August 05, 2013	20:50	0:10	42	43	42	41	598	7.5	310	12	1.1	1.7	0.0	0.0	0.0
Monday, August 05, 2013	21:00	0:10	42	52	42	41	712	8.0	314	12	0.9	1.5	0.0	0.0	0.0
Monday, August 05, 2013	21:10	0:10	42	43	42	41	710	8.1	319	12	1.1	1.7	0.0	1.5	0.0
Monday, August 05, 2013	21:20	0:10	42	46	42	42	641	7.8	317	12	1.3	1.9	0.0	0.0	0.0
Monday, August 05, 2013	21:30	0:10	42	43	42	41	667	7.7	318	12	1.3	2.0	0.0	0.0	0.0
Monday, August 05, 2013	21:40	0:10	42	52	43	41	592	7.4	316	12	1.3	1.9	0.0	0.0	0.0
Monday, August 05, 2013	21:50	0:10	42	44	42	41	570	7.5	320	11	1.3	2.0	0.0	0.0	0.0
Monday, August 05, 2013	22:00	0:10	41	43	42	41	810	8.4	316	11	1.1	1.7	0.0	0.0	0.0
Monday, August 05, 2013	22:10	0:10	42	64	42	41	1147	9.4	308	11	1.1	1.7	0.0	0.0	0.0
Monday, August 05, 2013	22:20	0:10	42	64	42	41	1340	10.0	306	11	0.6	1.5	0.0	0.0	0.0
Monday, August 05, 2013	22:30	0:10	41	45	42	41	935	9.0	309	11	0.7	1.3	0.0	0.0	0.0
Monday, August 05, 2013	22:40	0:10	41	42	41	41	402	6.5	311	11	0.7	1.5	0.0	0.0	0.0
Monday, August 05, 2013	22:50	0:10	41	43	41	41	514	7.2	308	11	0.2	0.7	0.0	0.0	0.0
Monday, August 05, 2013	23:00	0:10	41	43	41	41	805	8.2	306	11	0.6	1.1	0.0	0.0	0.0
Monday, August 05, 2013	23:10	0:10	41	42	41	41	408	6.6	315	11	0.2	0.6	0.0	0.0	0.0
Monday, August 05, 2013	23:20	0:10	41	42	41	41	68	4.2	321	11	0.6	1.3	0.0	0.0	0.0
Monday, August 05, 2013	23:30	0:10	41	44	41	40	238	5.8	319	11	0.9	1.9	0.0	0.0	0.0
Monday, August 05, 2013	23:40	0:10	41	46	41	40	317	6.2	319	11	0.9	1.5	0.0	0.0	0.0
Monday, August 05, 2013	23:50	0:10	41	46	41	40	149	5.0	323	11	0.2	0.6	0.0	0.0	0.0
Tuesday, August 06, 2013	0:00	0:10	40	44	41	40	186	5.3	328	11	0.6	1.1	0.0	0.0	0.0
Tuesday, August 06, 2013	0:10	0:10	41	45	41	40	245	5.8	330	11	0.2	0.9	0.0	0.0	0.0
Tuesday, August 06, 2013	0:20	0:10	41	46	41	40	165	5.1	331	11	0.4	0.9	0.0	0.0	0.0
Tuesday, August 06, 2013	0:30	0:10	41	46	41	40	220	5.7	330	11	0.4	0.9	0.0	0.0	0.0
Tuesday, August 06, 2013	0:40	0:10	41	53	42	40	386	6.7	325	11	0.0	0.7	0.0	0.0	0.0
Tuesday, August 06, 2013	0:50	0:10	41	45	41	40	250	5.8	329	11	0.0	0.6	0.0	0.0	0.0
Tuesday, August 06, 2013	1:00	0:10	41	46	42	40	166	5.1	329	11	0.2	0.7	0.0	0.0	0.0
Tuesday, August 06, 2013	1:10	0:10	41	43	41	40	120	4.7	328	12	0.6	0.9	0.0	0.0	0.0
Tuesday, August 06, 2013	1:20	0:10	41	44	41	40	78	4.6	327	11	0.6	1.5	0.0	0.0	0.0
Tuesday, August 06, 2013	1:30	0:10	40	43	41	40	109	4.6	320	11	0.2	0.7	0.0	0.0	0.0
Tuesday, August 06, 2013	1:40	0:10	40	41	40	40	69	4.3	325	11	0.0	0.0	0.0	0.0	0.0
Tuesday, August 06, 2013	1:50	0:10	40	41	40	40	66	4.3	327	12	0.0	0.4	0.0	0.0	0.0
Tuesday, August 06, 2013	2:00	0:10	40	41	40	40	-4	3.9	326	11	0.4	0.9	0.0	0.0	0.0
Tuesday, August 06, 2013	2:10	0:10	40	41	40	40	-4	4.3	326	11	0.2	0.7	0.0	0.0	0.0
Tuesday, August 06, 2013	2:20	0:10	40	42	40	40	-4	4.5	322	11	0.0	0.4	0.0	0.0	0.0
Tuesday, August 06, 2013	2:30	0:10	40	42	40	40	-4	4.5	325	11	0.0	0.7	0.0	0.0	0.0
Tuesday, August 06, 2013	2:40	0:10	40	41	40	40	-4	4.1	324	11	0.6	0.9	0.0	0.0	0.0
Tuesday, August 06, 2013	2:50	0:10	40	42	41	40	-4	3.8	321	11	0.2	0.7	0.0	0.0	0.0
Tuesday, August 06, 2013	3:00	0:10	40	41	40	40	41	4.0	325	12	0.0	0.6	0.0	0.0	0.0
Tuesday, August 06, 2013	3:10	0:10	40	42	41	40	44	3.9	332	11	0.0	0.0	0.0	0.0	0.0
Tuesday, August 06, 2013	3:20	0:10	40	41	40	40	50	4.0	333	11	0.0	0.0	0.0	0.0	0.0
Tuesday, August 06, 2013	3:30	0:10	40	43	41	40	36	3.8	328	12	0.0	0.0	0.0	0.0	0.0
Tuesday, August 06, 2013	3:40	0:10	40	42	40	40	49	4.0	326	12	0.0	0.0	0.0	0.0	0.0
Tuesday, August 06, 2013	3:50	0:10	40	42	41	40	73	4.2	325	11	0.0	0.0	0.0	0.0	0.0
Tuesday, August 06, 2013	4:00	0:10	40	41	41	40	86	4.4	323	11	0.0	0.0	0.0	0.0	0.0
Tuesday, August 06, 2013	4:10	0:10	40	42	41	40	112	4.6	329	12	0.0	0.0	0.0	0.0	0.0
Tuesday, August 06, 2013	4:20	0:10	40	44	41	40	109	4.5	335	11	0.0	0.0	0.0	0.0	0.0
Tuesday, August 06, 2013	4:30	0:10	41	44	41	40	99	4.6	335	11	0.0	0.6	0.0	0.0	0.0
Tuesday, August 06, 2013	4:40	0:10	41	44	41	40	141	4.8	332	11	0.0	0.0	0.0	0.0	0.0
Tuesday, August 06, 2013	4:50	0:10	40	48	41	40	159	5.0	330	11	0.0	0.0	0.0	0.0	0.0
Tuesday, August 06, 2013	5:00	0:10	41	52	41	40	122	4.7	330	11	0.2	0.6	0.0	0.0	0.0
Tuesday, August 06, 2013	5:10	0:10	44	62	42	40	102	4.4	334	11	0.0	0.4	0.0	0.0	0.0
Tuesday, August 06, 2013	5:20	0:10	41	49	41	40	66	4.1	336	11	0.0	0.0	0.0	0.0	0.0
Tuesday, August 06, 2013	5:30	0:10	41	48	42	40	15	3.0	3						

Table A-4: Location 2 Summer Compliance Evaluation

Date	Time	Duration	Leq	Lmax	L(10)	L(90)	WT E2	WT E2	Onsite Met	Onsite Met	Loc. 2	Loc. 2	Loc. 6	Loc. 6	Loc. 6
	Start Time	(min)	(dBA)	(dBA)	(dBA)	(dBA)	Output (kW)	HH WS (m/s)	WD @ 75m (degrees)	Temp. (°C)	Avg. WS @ 2m (m/s)	Gust WS @ 2m (m/s)	Avg. WS @ 2m (m/s)	Gust WS @ 2m (m/s)	Precip. (mm)
Tuesday, August 06, 2013	7:20	0:10	49	66	50	41	-8	2.8	326	14	0.6	1.1	0.0	0.0	0.0
Tuesday, August 06, 2013	7:30	0:10	41	45	41	40	-8	2.7	326	15	0.6	1.1	0.0	0.0	0.0
Tuesday, August 06, 2013	7:40	0:10	41	57	41	40	-7	2.8	326	15	0.6	1.1	0.0	0.0	0.0
Tuesday, August 06, 2013	7:50	0:10	41	48	42	40	-8	2.9	328	16	0.6	1.3	0.0	0.0	0.0
Tuesday, August 06, 2013	8:00	0:10	41	49	42	40	-4	2.7	328	16	0.6	1.3	0.0	0.0	0.0
Tuesday, August 06, 2013	8:10	0:10	41	52	42	40	-4	2.4	328	16	0.6	1.3	0.0	0.0	0.0
Tuesday, August 06, 2013	8:20	0:10	43	56	45	40	-4	2.4	328	16	0.7	1.3	0.0	0.0	0.0
Tuesday, August 06, 2013	8:30	0:10	43	58	44	40	-4	2.5	328	16	0.4	0.9	0.0	0.0	0.0
Tuesday, August 06, 2013	8:40	0:10	51	71	48	40	-4	2.6	328	17	0.6	1.3	0.0	0.0	0.0
Tuesday, August 06, 2013	8:50	0:10	42	49	43	41	-4	2.3	328	17	0.6	1.3	0.0	0.0	0.0
Tuesday, August 06, 2013	9:00	0:10	43	53	44	41	0	1.5	328	17	0.7	1.7	0.2	2.0	0.0
Tuesday, August 06, 2013	9:10	0:10	45	58	47	40	0	1.3	328	17	0.9	1.9	0.0	0.0	0.0
Tuesday, August 06, 2013	9:20	0:10	41	48	41	40	-1	1.3	318	17	0.7	1.3	0.0	1.5	0.0
Tuesday, August 06, 2013	9:30	0:10	42	56	43	40	0	1.6	318	17	0.4	1.3	0.0	0.0	0.0
Tuesday, August 06, 2013	9:40	0:10	41	55	43	40	-1	1.2	318	18	0.7	1.9	0.0	0.7	0.0
Tuesday, August 06, 2013	9:50	0:10	42	49	44	40	-1	1.1	316	18	0.7	1.7	0.0	0.7	0.0
Tuesday, August 06, 2013	10:00	0:10	42	54	44	41	0	1.2	302	18	0.4	1.5	0.0	0.7	0.0
Tuesday, August 06, 2013	10:10	0:10	41	48	41	40	-1	1.4	307	18	0.4	1.9	0.0	0.0	0.0
Tuesday, August 06, 2013	10:20	0:10	42	54	42	41	-1	1.3	319	17	0.7	1.9	0.2	1.5	0.0
Tuesday, August 06, 2013	10:30	0:10	42	48	43	40	-1	1.2	326	17	0.9	1.9	0.2	2.6	0.0
Tuesday, August 06, 2013	10:40	0:10	41	47	42	41	-1	1.0	7	16	0.7	2.2	0.0	0.0	0.0
Tuesday, August 06, 2013	10:50	0:10	41	47	42	40	-2	1.3	344	17	1.1	2.4	0.0	0.0	0.0
Tuesday, August 06, 2013	11:00	0:10	43	59	42	40	-2	1.6	343	18	0.6	1.7	0.0	0.0	0.0
Tuesday, August 06, 2013	11:10	0:10	41	45	42	40	-1	1.2	340	18	0.7	2.2	0.0	0.0	0.0
Tuesday, August 06, 2013	11:20	0:10	48	68	47	41	-2	1.0	334	17	0.6	1.7	0.0	0.7	0.0
Tuesday, August 06, 2013	11:30	0:10	43	62	43	41	-1	1.8	331	17	0.4	1.7	0.0	0.0	0.0
Tuesday, August 06, 2013	11:40	0:10	42	53	43	40	-1	0.9	15	17	0.9	2.2	0.2	2.6	0.0
Tuesday, August 06, 2013	11:50	0:10	42	57	42	40	-1	1.0	15	17	1.1	2.0	0.0	0.2	0.0
Tuesday, August 06, 2013	12:00	0:10	41	48	41	41	-1	0.6	16	18	0.9	2.2	0.0	1.7	0.0
Tuesday, August 06, 2013	12:10	0:10	46	65	49	40	-1	0.4	277	19	0.9	1.3	0.0	0.0	0.0
Tuesday, August 06, 2013	12:20	0:10	46	67	43	41	-1	2.1	206	20	0.9	2.0	0.0	0.6	0.0
Tuesday, August 06, 2013	12:30	0:10	41	44	41	40	0	2.1	191	20	0.7	1.3	0.0	1.5	0.0
Tuesday, August 06, 2013	12:40	0:10	41	55	42	40	-1	1.6	213	20	0.4	0.9	0.0	0.0	0.0
Tuesday, August 06, 2013	12:50	0:10	41	46	42	40	-1	2.1	207	20	0.2	0.7	0.0	1.1	0.0
Tuesday, August 06, 2013	13:00	0:10	41	48	41	40	-1	1.5	207	20	0.6	1.5	0.4	2.8	0.0
Tuesday, August 06, 2013	13:10	0:10	42	51	43	40	-1	2.1	209	20	0.6	1.7	0.0	1.7	0.0
Tuesday, August 06, 2013	13:20	0:10	41	46	42	40	-5	4.0	197	21	1.1	2.8	0.2	2.2	0.0
Tuesday, August 06, 2013	13:30	0:10	52	73	49	41	-1	2.2	194	20	0.9	2.0	0.4	3.5	0.0
Tuesday, August 06, 2013	13:40	0:10	42	51	44	40	-1	2.2	169	20	1.1	2.4	0.2	3.7	0.0
Tuesday, August 06, 2013	13:50	0:10	41	48	41	40	0	1.3	162	20	0.7	2.4	0.2	3.0	0.0
Tuesday, August 06, 2013	14:00	0:10	48	71	43	41	-1	2.1	173	20	0.6	2.0	0.0	0.4	0.0
Tuesday, August 06, 2013	14:10	0:10	42	53	44	41	-2	2.5	175	20	0.7	2.0	0.2	2.4	0.0
Tuesday, August 06, 2013	14:20	0:10	44	61	44	41	-2	2.3	160	20	0.6	1.5	0.2	1.7	0.0
Tuesday, August 06, 2013	14:30	0:10	41	58	41	40	-2	2.8	153	20	0.6	2.0	0.0	0.4	0.0
Tuesday, August 06, 2013	14:40	0:10	41	55	42	41	-1	3.9	154	20	0.4	1.7	0.2	1.7	0.0
Tuesday, August 06, 2013	14:50	0:10	43	58	46	41	0	4.4	153	20	0.6	1.7	0.2	1.3	0.0
Tuesday, August 06, 2013	15:00	0:10	44	65	44	41	-2	3.7	157	21	0.6	2.4	0.0	0.9	0.0
Tuesday, August 06, 2013	15:10	0:10	42	55	44	41	-2	3.8	156	21	0.7	2.4	0.0	1.3	0.0
Tuesday, August 06, 2013	15:20	0:10	44	58	45	41	-2	2.5	162	21	0.9	3.2	0.0	0.9	0.0
Tuesday, August 06, 2013	15:30	0:10	43	51	46	42	12	4.0	155	21	0.9	2.4	0.0	2.0	0.0
Tuesday, August 06, 2013	15:40	0:10	44	52	46	41	19	3.8	151	20	1.5	3.9	0.0	0.0	0.0
Tuesday, August 06, 2013	15:50	0:10	43	59	44	41	7	4.1	160	21	1.3	3.2	0.0	1.3	0.0
Tuesday, August 06, 2013	16:00	0:10	42	46	42	41	38	4.1	158	20	0.9	2.6	0.0	0.0	0.0
Tuesday, August 06, 2013	16:10	0:10	43	58	45	42	81	4.1	158	20	0.2	1.3	0.0	0.2	0.0
Tuesday, August 06, 2013	16:20	0:10	43	58	43	41	29	4.0	156	20	1.1	3.0	0.0	0.0	0.0
Tuesday, August 06, 2013	16:30	0:10	43	62	43	41	49	4.0	156	19	0.6	1.7	0.0	0.0	0.0
Tuesday, August 06, 2013	16:40	0:10	42	48	42	41	43	3.9	161	19	0.6	1.7	0.0	0.0	0.0
Tuesday, August 06, 2013	16:50	0:10	42	49	42	41	-5	2.3	162	20	0.2	1.3	0.0	0.6	0.0
Tuesday, August 06, 2013	17:00	0:10	42	49	42	41	-3	2.6	159	20	0.4	1.1	0.0	0.0	0.0
Tuesday, August 06, 2013	17:10	0:10	42	50	43	41	0	3.3	148	20	0.2	0.9	0.0	0.0	0.0
Tuesday, August 06, 2013	17:20	0:10	42	54	43	41	6	3.1	148	20	0.4	0.7	0.0	0.0	0.0
Tuesday, August 06, 2013	17:30	0:10	42	55	43	42	48	4.0	159	19	0.2	0.9	0.0	0.0	0.0
Tuesday, August 06, 2013	17:40	0:10	43	60	43	41	39	3.8	159	19	0.6	2.2	0.0	0.0	0.0
Tuesday, August 06, 2013	17:50	0:10	42	58	42	41	12	3.2	156	19	0.7	1.7	0.0	0.7	0.0
Tuesday, August 06, 2013	18:00	0:10	42	60	42	41	15	3.3	159	19	0.6	1.7	0.0	0.4	0.0
Tuesday, August 06, 2013	18:10	0:10	42	50	42	41	57	4.0	157	19	0.4	0.7	0.0	0.0	0.0
Tuesday, August 06, 2013	18:20	0:10	43	63	44	41	79	4.1	164	18	0.4	0.9	0.0	0.0	0.0
Tuesday, August 06, 2013	18:30	0:10	42	58	43	41	16	3.3	159	18	0.4	1.1	0.0	0.0	0.0
Tuesday, August 06, 2013	18:40	0:10	43	55	44	41	49	3.5	160	18	0.7	1.7	0.0	0.0	0.0
Tuesday, August 06, 2013	18:50	0:10	43	57	44	41	59	3.6	158	19	0.7	1.5	0.0	0.0	0.0
Tuesday, August 06, 2013	19:00	0:10	42	54	43	41	88	4.1	158	18	0.6	0.9	0.0	0.0	0.0
Tuesday, August 06, 2013	19:10	0:10	43	56	43	41	130	4.5	157	18	0.6	1.1	0.0	0.0	0.0
Tuesday, August 06, 2013	19:20	0:10	42	54	42	41	287	6.0	156	18	0.7	1.5	0.0	0.0	0.0
Tuesday, August 06, 2013	19:30	0:10	42	53	42	41	288	6.0	159	17	0.7	1.1	0.0	0.0	0.0
Tuesday, August 06, 2013	19:40	0:10	41	47	41	41	297	6.0	159	17	0.7	1.3	0.0	0.0	0.0
Tuesday, August 06, 2013	19:50	0:10	41	45	41	41	285	5.9	158	17	0.9	1.3	0.0	0.0	0.0
Tuesday, August 06, 2013	20:00	0:10	41	47	41	41	282	5.9	158	16	0.7	1.1	0.0	0.0	0.0
Tuesday, August 06, 2013	20:10	0:10	42	54	42	41	125	4.3	160	16	0.4	1.1	0.0	0.0	0.0
Tuesday, August 06, 2013	20:20	0:10	42	54	43	41	100	3.9	163	16	0.2	0.9	0.0	0.0	0.0
Tuesday, August 06, 2013	20:30	0:10	41	49	41	41	56	3.6	166	16	0.0	0.0	0.0	0.0	0.0
Tuesday, August 06, 2013	20:40	0:10	41	50	42	41	184	4.9	164	16	0.0	0.0	0.0	0.0	0.0
Tuesday, August 06, 2013	20:50	0:10	42	47	42	41	280	5.8	163	16	0.2	0.7	0.0	0.0	0.0
Tuesday, August 06, 2013	21:00	0:10	42	43	42	41	211	5.2	159	16	0.6	1.1	0.0	0.0	0.0
Tuesday, August 06, 2013	21:10	0:10	42	43	42	41	380	6.6	156	16	0.4	0.7	0.0	0.0	0.0
Tuesday, August 06, 2013	21:20	0:10	42	48	42	41	261	5.9	162	16	0.6	1.1	0.0	0.0	0.0
Tuesday, August 06, 2013	21:30	0:10	42	45	42	42	222	5.1	162	15	0.6	0.9	0.0	0.0	0.0
Tuesday, August 06, 2013	21:40	0:10	42	43	42	41	148	4.4							

Table A-4: Location 2 Summer Compliance Evaluation

Date	Time	Duration	Leq	Lmax	L(10)	L(90)	WT E2	WT E2	Onsite Met	Onsite Met	Loc. 2	Loc. 2	Loc. 6	Loc. 6	Loc. 6
	Start Time	(min)	(dBA)	(dBA)	(dBA)	(dBA)	Output (kW)	HH WS (m/s)	WD @ 75m (degrees)	Temp. (°C)	Avg. WS @ 2m (m/s)	Gust WS @ 2m (m/s)	Avg. WS @ 2m (m/s)	Gust WS @ 2m (m/s)	Precip. (mm)
Tuesday, August 06, 2013	23:20	0:10	41	42	41	41	379	6.5	166	14	0.6	1.3	0.0	0.0	0.0
Tuesday, August 06, 2013	23:30	0:10	41	52	42	41	418	7.1	167	14	0.7	1.3	0.0	0.0	0.0
Tuesday, August 06, 2013	23:40	0:10	41	42	41	40	175	5.1	171	14	0.6	1.3	0.0	0.0	0.0
Tuesday, August 06, 2013	23:50	0:10	41	42	41	40	-4	2.0	171	14	0.6	0.9	0.0	0.0	0.0
Wednesday, August 07, 2013	0:00	0:10	41	42	41	40	2	3.3	168	14	0.6	0.9	0.0	0.0	0.0
Wednesday, August 07, 2013	0:10	0:10	41	43	41	40	9	3.1	171	14	0.9	1.5	0.0	0.0	0.0
Wednesday, August 07, 2013	0:20	0:10	40	44	41	40	-5	2.0	172	14	0.7	1.5	0.0	0.0	0.0
Wednesday, August 07, 2013	0:30	0:10	40	41	40	40	-5	2.3	174	14	0.4	1.1	0.0	0.0	0.0
Wednesday, August 07, 2013	0:40	0:10	40	41	40	40	-5	2.1	182	14	0.4	0.9	0.0	0.0	0.0
Wednesday, August 07, 2013	0:50	0:10	40	41	40	40	-5	1.4	187	14	0.4	1.1	0.0	0.0	0.0
Wednesday, August 07, 2013	1:00	0:10	40	42	40	40	-5	1.8	189	14	0.6	1.7	0.0	0.0	0.0
Wednesday, August 07, 2013	1:10	0:10	40	41	40	40	-4	1.6	193	14	0.4	1.3	0.0	0.0	0.0
Wednesday, August 07, 2013	1:20	0:10	40	41	40	40	-1	2.4	199	14	0.6	1.3	0.0	0.0	0.0
Wednesday, August 07, 2013	1:30	0:10	40	41	40	40	-1	1.6	205	13	0.6	1.1	0.0	0.0	0.0
Wednesday, August 07, 2013	1:40	0:10	40	43	40	40	0	1.9	210	12	0.4	0.9	0.0	0.0	0.0
Wednesday, August 07, 2013	1:50	0:10	40	42	40	40	-1	2.0	216	12	0.0	0.6	0.0	0.0	0.0
Wednesday, August 07, 2013	2:00	0:10	40	40	40	40	0	2.5	220	13	0.2	0.9	0.0	0.0	0.0
Wednesday, August 07, 2013	2:10	0:10	40	41	40	40	0	2.2	228	12	0.6	0.7	0.0	0.0	0.0
Wednesday, August 07, 2013	2:20	0:10	40	57	40	39	0	1.6	238	12	0.4	0.7	0.0	0.0	0.0
Wednesday, August 07, 2013	2:30	0:10	40	49	40	39	0	0.8	246	12	0.0	0.4	0.0	0.0	0.0
Wednesday, August 07, 2013	2:40	0:10	40	42	40	39	0	1.6	239	12	0.0	0.0	0.0	0.0	0.0
Wednesday, August 07, 2013	2:50	0:10	40	41	40	39	0	1.7	230	12	0.4	0.9	0.0	0.0	0.0
Wednesday, August 07, 2013	3:00	0:10	40	41	40	39	-2	1.2	230	12	0.4	0.7	0.0	0.0	0.0
Wednesday, August 07, 2013	3:10	0:10	40	41	40	39	-2	0.6	234	12	0.2	0.6	0.0	0.0	0.0
Wednesday, August 07, 2013	3:20	0:10	40	41	40	39	-1	0.7	223	12	0.2	0.7	0.0	0.0	0.0
Wednesday, August 07, 2013	3:30	0:10	40	40	40	39	-1	0.7	221	12	0.4	0.7	0.0	0.0	0.0
Wednesday, August 07, 2013	3:40	0:10	40	41	40	39	-1	1.1	225	12	0.2	0.7	0.0	0.0	0.0
Wednesday, August 07, 2013	3:50	0:10	40	41	40	39	-1	1.5	226	12	0.0	0.7	0.0	0.0	0.0
Wednesday, August 07, 2013	4:00	0:10	40	41	40	39	-1	0.9	232	12	0.2	0.6	0.0	0.0	0.0
Wednesday, August 07, 2013	4:10	0:10	40	44	40	39	-1	0.5	238	12	0.0	0.4	0.0	0.0	0.0
Wednesday, August 07, 2013	4:20	0:10	40	43	40	39	-1	0.9	229	12	0.0	0.7	0.0	0.0	0.0
Wednesday, August 07, 2013	4:30	0:10	40	44	40	39	-1	2.2	225	12	0.4	0.7	0.0	0.0	0.0
Wednesday, August 07, 2013	4:40	0:10	40	49	40	39	0	2.5	227	12	0.0	0.4	0.0	0.0	0.0
Wednesday, August 07, 2013	4:50	0:10	40	53	40	39	-1	2.6	223	12	0.2	0.7	0.0	0.0	0.0
Wednesday, August 07, 2013	5:00	0:10	40	51	40	39	-1	2.7	219	12	0.2	0.7	0.0	0.0	0.0
Wednesday, August 07, 2013	5:10	0:10	40	57	40	39	-1	2.9	218	12	0.2	0.7	0.0	0.0	0.0
Wednesday, August 07, 2013	5:20	0:10	41	58	41	39	-1	2.7	215	12	0.4	1.1	0.0	0.0	0.0
Wednesday, August 07, 2013	5:30	0:10	41	59	43	40	-1	2.7	215	12	0.4	0.7	0.0	0.0	0.0
Wednesday, August 07, 2013	5:40	0:10	40	51	41	40	-1	2.9	215	13	0.4	0.7	0.0	0.0	0.0
Wednesday, August 07, 2013	5:50	0:10	42	56	44	40	-1	3.0	213	13	0.2	0.7	0.0	0.0	0.0
Wednesday, August 07, 2013	6:00	0:10	41	53	42	40	-1	3.6	209	13	0.0	0.0	0.0	0.0	0.0
Wednesday, August 07, 2013	6:10	0:10	45	63	43	40	0	3.3	212	13	0.0	0.0	0.0	0.0	0.0
Wednesday, August 07, 2013	6:20	0:10	41	54	42	40	-1	3.6	210	14	0.2	0.6	0.0	0.0	0.0
Wednesday, August 07, 2013	6:30	0:10	42	55	44	40	-1	3.4	201	14	0.2	0.7	0.0	0.0	0.0
Wednesday, August 07, 2013	6:40	0:10	41	54	43	40	-1	3.0	203	15	0.4	1.1	0.0	0.0	0.0
Wednesday, August 07, 2013	6:50	0:10	40	48	41	40	0	3.0	182	15	0.4	1.1	0.0	0.0	0.0
Wednesday, August 07, 2013	7:00	0:10	41	47	42	40	-1	3.4	178	15	0.6	1.1	0.0	0.0	0.0
Wednesday, August 07, 2013	7:10	0:10	41	51	41	40	-1	3.6	181	15	0.4	1.3	0.0	0.0	0.0
Wednesday, August 07, 2013	7:20	0:10	41	53	41	40	-1	3.5	172	15	0.4	0.9	0.0	0.0	0.0
Wednesday, August 07, 2013	7:30	0:10	43	61	43	40	-1	3.1	167	15	0.6	1.1	0.0	0.0	0.0
Wednesday, August 07, 2013	7:40	0:10	41	52	43	40	-1	3.0	167	15	0.0	0.7	0.0	0.0	0.0
Wednesday, August 07, 2013	7:50	0:10	40	43	40	40	-1	3.0	171	15	0.2	0.7	0.0	0.0	0.0
Wednesday, August 07, 2013	8:00	0:10	41	58	41	40	-1	2.9	168	15	0.4	0.9	0.0	0.0	0.0
Wednesday, August 07, 2013	8:10	0:10	40	50	41	40	-1	2.5	164	16	0.2	0.7	0.0	0.0	0.0
Wednesday, August 07, 2013	8:20	0:10	42	55	43	40	-1	2.8	156	15	0.0	0.7	0.0	0.0	0.0
Wednesday, August 07, 2013	8:30	0:10	42	58	43	40	17	3.7	156	15	0.4	0.9	0.0	0.0	0.0
Wednesday, August 07, 2013	8:40	0:10	43	58	43	40	26	3.7	154	15	0.4	1.3	0.0	0.0	0.0
Wednesday, August 07, 2013	8:50	0:10	42	55	43	40	-6	3.2	151	15	0.2	0.7	0.0	0.0	0.0
Wednesday, August 07, 2013	9:00	0:10	41	55	41	40	-5	2.2	149	15	0.0	0.6	0.0	0.0	0.0
Wednesday, August 07, 2013	9:10	0:10	40	54	40	40	-4	1.9	150	15	0.0	0.9	0.0	0.0	0.0
Wednesday, August 07, 2013	9:20	0:10	40	55	41	40	-4	1.5	150	15	0.2	0.7	0.0	0.0	0.0
Wednesday, August 07, 2013	9:30	0:10	50	67	52	40	-4	1.6	149	15	0.2	0.6	0.0	0.0	0.0
Wednesday, August 07, 2013	9:40	0:10	42	53	43	40	-5	2.5	153	16	0.0	0.7	0.0	0.0	0.0
Wednesday, August 07, 2013	9:50	0:10	42	58	45	40	-6	3.0	158	16	0.2	0.9	0.0	0.0	0.0
Wednesday, August 07, 2013	10:00	0:10	44	59	47	40	-2	3.5	167	17	0.4	0.7	0.0	0.0	0.0
Wednesday, August 07, 2013	10:10	0:10	45	66	46	41	-1	3.6	159	17	0.7	2.0	0.0	0.0	0.0
Wednesday, August 07, 2013	10:20	0:10	41	49	41	40	-1	3.0	159	17	0.9	2.2	0.0	0.2	0.0
Wednesday, August 07, 2013	10:30	0:10	42	56	43	40	-1	3.7	157	17	0.7	1.9	0.0	1.3	0.0
Wednesday, August 07, 2013	10:40	0:10	41	47	42	41	-1	3.6	145	18	0.7	2.8	0.0	0.0	0.0
Wednesday, August 07, 2013	10:50	0:10	45	70	46	40	-1	3.7	143	17	0.7	2.0	0.0	0.0	0.0
Wednesday, August 07, 2013	11:00	0:10	43	60	43	41	-1	3.6	147	17	0.6	2.0	0.0	0.2	0.0
Wednesday, August 07, 2013	11:10	0:10	41	49	42	40	-1	3.6	144	18	0.9	2.8	0.0	0.0	0.0
Wednesday, August 07, 2013	11:20	0:10	50	68	51	41	-1	3.6	146	18	0.6	1.3	0.0	0.9	0.0
Wednesday, August 07, 2013	11:30	0:10	43	54	45	41	-1	3.7	152	18	0.7	2.0	0.0	1.1	0.0
Wednesday, August 07, 2013	11:40	0:10	42	51	43	40	-1	3.6	151	18	1.1	3.5	0.2	2.6	0.0
Wednesday, August 07, 2013	11:50	0:10	43	54	45	40	-2	3.9	151	19	0.6	3.0	0.0	1.9	0.0
Wednesday, August 07, 2013	12:00	0:10	43	55	44	41	-1	3.3	154	19	0.9	2.6	0.0	0.4	0.0
Wednesday, August 07, 2013	12:10	0:10	42	67	44	41	14	5.1	151	20	0.9	2.8	0.2	2.4	0.0
Wednesday, August 07, 2013	12:20	0:10	45	61	47	42	109	4.2	158	19	0.7	2.6	0.2	2.6	0.0
Wednesday, August 07, 2013	12:30	0:10	44	56	46	41	179	5.0	158	20	1.3	3.7	0.2	2.2	0.0
Wednesday, August 07, 2013	12:40	0:10	52	67	56	41	280	5.6	156	20	1.5	3.2	0.0	1.5	0.0
Wednesday, August 07, 2013	12:50	0:10	46	56	50	41	201	5.3	156	20	1.3	4.6	0.4	2.0	0.0
Wednesday, August 07, 2013	13:00	0:10	43	50	46	41	71	4.9	159	20	1.3	5.0	0.0	1.5	0.0
Wednesday, August 07, 2013	13:10	0:10	43	56	45	41	35	5.6	160	20	1.1	3.2	0.0	2.2	0.0
Wednesday, August 07, 2013	13:20	0:10	44	51	47	41	-5	5.2	158	20	1.1	2.6	0.0	1.5	0.0
Wednesday, August 07, 2013	13:30	0:10	44	54	46	41	-3	5.7	154	20	1.1	3.3	0.4	2.8	0.0
Wednesday, August 07, 2013	13:40	0:10	42	50	43	40	0	6.2	159	20	1.3	4.4	0.2	2.6	0.0
Wednesday, August 07,															

Table A-4: Location 2 Summer Compliance Evaluation

Date	Time	Duration	Leq	Lmax	L(10)	L(90)	WT E2	WT E2	Onsite Met	Onsite Met	Loc. 2	Loc. 2	Loc. 6	Loc. 6	Loc. 6
	Start Time	(min)	(dBA)	(dBA)	(dBA)	(dBA)	Output (kW)	HH WS (m/s)	WD @ 75m (degrees)	Temp. (°C)	Avg. WS @ 2m (m/s)	Gust WS @ 2m (m/s)	Avg. WS @ 2m (m/s)	Gust WS @ 2m (m/s)	Precip. (mm)
Wednesday, August 07, 2013	15:20	0:10	44	55	46	41	0	5.2	147	21	0.7	3.0	0.2	1.9	0.0
Wednesday, August 07, 2013	15:30	0:10	46	55	50	41	0	6.3	151	21	0.7	3.0	0.2	1.9	0.0
Wednesday, August 07, 2013	15:40	0:10	44	52	47	41	0	6.8	156	21	0.9	3.5	0.2	1.7	0.0
Wednesday, August 07, 2013	15:50	0:10	44	48	45	42	3	6.5	154	20	0.9	3.3	0.0	1.5	0.0
Wednesday, August 07, 2013	16:00	0:10	44	53	48	41	-2	6.2	154	21	1.1	2.6	0.2	1.5	0.0
Wednesday, August 07, 2013	16:10	0:10	48	58	53	41	-5	4.8	153	21	1.3	2.6	0.2	1.7	0.0
Wednesday, August 07, 2013	16:20	0:10	51	73	54	41	-5	5.7	156	21	0.9	2.8	0.0	1.3	0.0
Wednesday, August 07, 2013	16:30	0:10	42	47	43	41	-4	6.6	155	21	0.7	2.0	0.0	1.5	0.0
Wednesday, August 07, 2013	16:40	0:10	45	59	48	41	0	5.1	151	21	0.9	2.8	0.0	2.2	0.0
Wednesday, August 07, 2013	16:50	0:10	45	56	49	41	22	5.7	157	21	0.9	3.3	0.2	2.0	0.0
Wednesday, August 07, 2013	17:00	0:10	44	68	44	42	523	7.3	152	21	0.9	3.9	0.0	1.5	0.0
Wednesday, August 07, 2013	17:10	0:10	48	64	52	42	497	6.8	157	20	0.9	2.0	0.0	1.9	0.0
Wednesday, August 07, 2013	17:20	0:10	45	60	48	41	232	5.6	156	20	1.1	2.6	0.0	0.0	0.0
Wednesday, August 07, 2013	17:30	0:10	47	67	47	41	39	4.8	155	20	0.7	2.8	0.0	0.0	0.0
Wednesday, August 07, 2013	17:40	0:10	42	51	43	41	-4	6.7	153	20	0.4	2.0	0.0	0.0	0.0
Wednesday, August 07, 2013	17:50	0:10	57	66	61	42	-5	5.7	155	20	0.7	2.8	0.0	0.0	0.0
Wednesday, August 07, 2013	18:00	0:10	53	64	55	43	-5	6.6	150	19	0.7	1.5	0.0	0.0	0.0
Wednesday, August 07, 2013	18:10	0:10	47	53	50	41	-4	6.9	152	19	0.6	1.7	0.0	0.0	0.0
Wednesday, August 07, 2013	18:20	0:10	48	60	50	41	-4	7.1	154	19	0.4	1.3	0.0	0.0	0.0
Wednesday, August 07, 2013	18:30	0:10	46	58	49	41	63	6.7	157	19	0.6	1.3	0.0	0.0	0.0
Wednesday, August 07, 2013	18:40	0:10	49	57	51	43	431	7.2	157	19	0.7	1.9	0.0	0.0	0.0
Wednesday, August 07, 2013	18:50	0:10	50	64	51	43	606	7.4	154	19	0.9	1.9	0.0	0.0	0.0
Wednesday, August 07, 2013	19:00	0:10	47	55	50	41	537	7.1	150	19	0.9	2.4	0.0	0.0	0.0
Wednesday, August 07, 2013	19:10	0:10	47	57	50	41	433	6.7	152	18	0.7	1.9	0.0	0.0	0.0
Wednesday, August 07, 2013	19:20	0:10	48	69	51	42	562	7.3	157	18	0.9	1.9	0.0	0.0	0.0
Wednesday, August 07, 2013	19:30	0:10	45	53	48	41	392	6.3	162	18	0.9	1.5	0.0	0.0	0.0
Wednesday, August 07, 2013	19:40	0:10	44	54	48	42	473	6.9	160	18	1.1	1.9	0.0	0.0	0.0
Wednesday, August 07, 2013	19:50	0:10	57	69	63	42	559	7.3	160	17	1.1	1.7	0.0	0.0	0.0
Wednesday, August 07, 2013	20:00	0:10	55	69	55	42	403	6.7	157	17	1.1	1.9	0.0	0.0	0.0
Wednesday, August 07, 2013	20:10	0:10	44	56	45	42	596	7.5	154	17	0.9	1.5	0.0	0.0	0.0
Wednesday, August 07, 2013	20:20	0:10	43	59	43	42	262	7.0	150	17	0.9	1.5	0.0	0.0	0.0
Wednesday, August 07, 2013	20:30	0:10	43	60	43	41	-7	5.4	141	16	1.1	2.0	0.0	0.0	0.0
Wednesday, August 07, 2013	20:40	0:10	42	44	43	42	-5	5.2	143	16	1.1	2.0	0.0	0.0	0.0
Wednesday, August 07, 2013	20:50	0:10	43	44	43	42	-5	6.7	148	16	0.9	1.7	0.0	0.0	0.0
Wednesday, August 07, 2013	21:00	0:10	43	53	43	43	-4	7.5	151	16	0.9	1.5	0.0	0.0	0.0
Wednesday, August 07, 2013	21:10	0:10	43	45	44	43	47	7.9	150	16	0.9	1.5	0.0	0.0	0.0
Wednesday, August 07, 2013	21:20	0:10	43	46	44	43	599	7.3	154	16	0.9	1.3	0.0	0.0	0.0
Wednesday, August 07, 2013	21:30	0:10	43	45	43	43	557	7.3	159	16	0.7	1.3	0.0	0.0	0.0
Wednesday, August 07, 2013	21:40	0:10	43	45	43	42	342	5.9	160	16	0.6	1.3	0.0	0.0	0.0
Wednesday, August 07, 2013	21:50	0:10	43	46	44	43	356	6.3	160	16	0.4	1.3	0.0	0.0	0.0
Wednesday, August 07, 2013	22:00	0:10	43	45	43	42	443	6.6	158	16	0.6	1.1	0.0	0.0	0.0
Wednesday, August 07, 2013	22:10	0:10	43	52	44	42	381	6.2	155	15	0.9	1.7	0.0	0.0	0.0
Wednesday, August 07, 2013	22:20	0:10	43	49	43	43	385	6.1	156	15	0.4	1.3	0.0	0.0	0.0
Wednesday, August 07, 2013	22:30	0:10	43	45	43	42	362	6.1	160	15	0.6	0.9	0.0	0.0	0.0
Wednesday, August 07, 2013	22:40	0:10	43	49	44	42	398	6.5	157	15	0.4	1.1	0.0	0.0	0.0
Wednesday, August 07, 2013	22:50	0:10	42	45	43	42	419	6.6	154	15	0.2	0.6	0.0	0.0	0.0
Wednesday, August 07, 2013	23:00	0:10	42	44	43	42	414	6.6	154	15	0.0	0.2	0.0	0.0	0.0
Wednesday, August 07, 2013	23:10	0:10	42	44	43	42	524	7.2	156	15	0.0	0.0	0.0	0.0	0.0
Wednesday, August 07, 2013	23:20	0:10	42	44	42	41	217	5.1	161	15	0.0	0.7	0.0	0.0	0.0
Wednesday, August 07, 2013	23:30	0:10	42	43	42	42	112	4.4	163	15	0.2	0.7	0.0	0.0	0.0
Wednesday, August 07, 2013	23:40	0:10	42	44	42	41	105	4.3	161	15	0.2	0.9	0.0	0.0	0.0
Wednesday, August 07, 2013	23:50	0:10	64	70	67	49	231	5.5	166	14	0.2	0.9	0.0	0.0	0.0
Thursday, August 08, 2013	0:00	0:10	56	66	61	50	397	6.3	163	14	0.2	1.1	0.0	0.0	0.0
Thursday, August 08, 2013	0:10	0:10	56	65	59	51	140	4.7	160	14	0.0	0.6	0.0	0.0	0.0
Thursday, August 08, 2013	0:20	0:10	48	61	50	46	255	5.7	160	14	0.2	0.9	0.0	0.0	0.0
Thursday, August 08, 2013	0:30	0:10	45	62	46	44	245	5.6	164	14	0.4	0.9	0.0	0.0	0.0
Thursday, August 08, 2013	0:40	0:10	44	63	45	43	214	5.0	161	14	0.4	1.1	0.0	0.0	0.0
Thursday, August 08, 2013	0:50	0:10	44	59	44	43	285	5.6	162	14	0.0	0.2	0.0	0.0	0.0
Thursday, August 08, 2013	1:00	0:10	43	58	44	43	180	4.7	162	14	0.0	0.2	0.0	0.0	0.0
Thursday, August 08, 2013	1:10	0:10	44	60	45	43	19	3.1	163	14	0.0	0.0	0.0	0.0	0.0
Thursday, August 08, 2013	1:20	0:10	43	59	44	42	57	3.7	163	14	0.0	0.6	0.0	0.0	0.0
Thursday, August 08, 2013	1:30	0:10	43	64	44	42	62	4.4	161	14	0.0	0.7	0.0	0.0	0.0
Thursday, August 08, 2013	1:40	0:10	45	60	47	42	199	5.0	153	13	0.4	0.9	0.0	0.0	0.0
Thursday, August 08, 2013	1:50	0:10	43	55	45	42	294	5.6	152	13	0.2	0.9	0.0	0.0	0.0
Thursday, August 08, 2013	2:00	0:10	42	56	44	41	-2	7.7	155	13	0.0	0.9	0.0	0.0	0.0
Thursday, August 08, 2013	2:10	0:10	42	58	42	41	-4	6.0	160	13	0.2	1.1	0.0	0.0	0.0
Thursday, August 08, 2013	2:20	0:10	42	56	42	41	-4	5.7	158	13	0.2	0.7	0.0	0.0	0.0
Thursday, August 08, 2013	2:30	0:10	42	58	42	41	-4	7.8	157	13	0.4	0.7	0.0	0.0	0.0
Thursday, August 08, 2013	2:40	0:10	42	50	42	41	-4	7.3	154	13	0.0	0.4	0.0	0.0	0.0
Thursday, August 08, 2013	2:50	0:10	43	57	45	41	-4	7.1	153	13	0.2	0.6	0.0	0.0	0.0
Thursday, August 08, 2013	3:00	0:10	42	54	43	42	481	6.7	150	13	0.4	1.1	0.0	0.0	0.0
Thursday, August 08, 2013	3:10	0:10	42	51	43	42	465	6.7	150	13	0.2	1.1	0.0	0.0	0.0
Thursday, August 08, 2013	3:20	0:10	42	48	43	42	609	7.3	149	13	0.2	0.9	0.0	0.0	0.0
Thursday, August 08, 2013	3:30	0:10	42	47	43	42	380	6.2	151	13	0.2	0.6	0.0	0.0	0.0
Thursday, August 08, 2013	3:40	0:10	42	44	43	42	188	5.1	153	13	0.2	0.7	0.0	0.0	0.0
Thursday, August 08, 2013	3:50	0:10	42	50	43	42	62	3.5	153	13	0.0	1.1	0.0	0.0	0.0
Thursday, August 08, 2013	4:00	0:10	42	48	43	42	166	4.8	160	13	0.2	1.1	0.0	0.0	0.0
Thursday, August 08, 2013	4:10	0:10	42	51	43	42	68	4.4	157	13	0.0	0.6	0.0	0.0	0.0
Thursday, August 08, 2013	4:20	0:10	42	46	43	42	19	4.8	155	13	0.2	0.7	0.0	0.0	0.0
Thursday, August 08, 2013	4:30	0:10	42	47	43	42	64	3.9	154	13	0.0	0.6	0.0	0.0	0.0
Thursday, August 08, 2013	4:40	0:10	42	46	43	42	177	5.1	155	14	0.2	0.9	0.0	0.0	0.0
Thursday, August 08, 2013	4:50	0:10	42	57	43	42	117	4.3	158	14	0.2	0.7	0.0	0.0	0.0
Thursday, August 08, 2013	5:00	0:10	42	52	42	41	12	3.6	162	14	0.2	1.1	0.0	0.0	0.0
Thursday, August 08, 2013	5:10	0:10	42	49	42	41	-7	2.9	166	14	0.0	0.6	0.0	0.0	0.0
Thursday, August 08, 2013	5:20	0:10	41	48	42	41	-4	3.9	162	14	0.0	0.6	0.0	0.0	0.0
Thursday, August 08, 2013	5:30	0:10	41	49	41	40	47	4.3	165	14	0.0	0.6	0.0	0.0	0.0
Thursday, August 08, 2013	5:40														

Table A-4: Location 2 Summer Compliance Evaluation

Date	Time	Duration	Leq	Lmax	L(10)	L(90)	WT E2	WT E2	Onsite Met	Onsite Met	Loc. 2	Loc. 2	Loc. 6	Loc. 6	Loc. 6
	Start Time	(min)	(dBA)	(dBA)	(dBA)	(dBA)	Output (kW)	HH WS (m/s)	WD @ 75m (degrees)	Temp. (°C)	Avg. WS @ 2m (m/s)	Gust WS @ 2m (m/s)	Avg. WS @ 2m (m/s)	Gust WS @ 2m (m/s)	Precip. (mm)
Thursday, August 08, 2013	7:20	0:10	41	52	42	40	-1	3.6	165	14	0.0	0.4	0.0	0.0	0.0
Thursday, August 08, 2013	7:30	0:10	41	49	42	40	-1	3.7	165	14	0.0	0.0	0.0	0.0	0.0
Thursday, August 08, 2013	7:40	0:10	40	50	41	40	-1	3.6	168	14	0.0	0.6	0.0	0.0	0.0
Thursday, August 08, 2013	7:50	0:10	45	65	42	40	-1	3.3	171	14	0.0	0.6	0.0	0.0	0.0
Thursday, August 08, 2013	8:00	0:10	41	51	41	40	-1	3.5	178	15	0.0	0.9	0.0	0.0	0.0
Thursday, August 08, 2013	8:10	0:10	42	51	43	40	-1	3.9	187	15	0.2	0.9	0.0	0.0	0.0
Thursday, August 08, 2013	8:20	0:10	42	50	44	40	-1	3.7	185	15	0.0	0.6	0.0	0.0	0.0
Thursday, August 08, 2013	8:30	0:10	41	50	42	40	-1	3.7	180	15	0.2	1.1	0.0	0.0	0.0
Thursday, August 08, 2013	8:40	0:10	41	48	42	40	0	4.0	182	15	0.2	0.9	0.0	0.0	0.0
Thursday, August 08, 2013	8:50	0:10	41	54	42	40	-1	3.1	187	16	0.0	0.7	0.0	0.0	0.0
Thursday, August 08, 2013	9:00	0:10	40	44	41	40	0	2.2	202	15	0.2	1.1	0.0	0.0	0.0
Thursday, August 08, 2013	9:10	0:10	41	51	41	40	0	1.6	194	15	0.0	0.0	0.0	0.0	0.0
Thursday, August 08, 2013	9:20	0:10	41	50	41	40	0	2.3	191	16	0.0	0.4	0.0	0.0	0.0
Thursday, August 08, 2013	9:30	0:10	41	48	42	40	-1	2.9	192	16	0.2	0.9	0.0	0.0	0.0
Thursday, August 08, 2013	9:40	0:10	41	45	41	40	0	2.6	197	16	0.2	1.1	0.0	0.0	0.0
Thursday, August 08, 2013	9:50	0:10	40	46	41	40	-1	2.6	193	16	0.2	1.1	0.0	0.0	0.0
Thursday, August 08, 2013	10:00	0:10	41	51	41	40	0	2.6	187	16	0.2	1.1	0.0	0.0	0.0
Thursday, August 08, 2013	10:10	0:10	40	57	41	40	0	2.7	194	16	0.6	1.5	0.0	0.0	0.0
Thursday, August 08, 2013	10:20	0:10	40	47	41	40	-1	2.4	196	17	0.4	1.5	0.0	0.0	0.0
Thursday, August 08, 2013	10:30	0:10	40	49	41	40	-1	2.2	194	17	0.6	1.9	0.0	0.0	0.0
Thursday, August 08, 2013	10:40	0:10	41	52	41	40	0	2.4	198	17	0.2	1.7	0.0	0.0	0.0
Thursday, August 08, 2013	10:50	0:10	41	62	41	40	-1	2.3	198	18	0.6	1.3	0.0	0.0	0.0
Thursday, August 08, 2013	11:00	0:10	40	45	41	40	0	2.3	197	18	0.6	1.7	0.0	0.0	0.0
Thursday, August 08, 2013	11:10	0:10	40	45	41	40	-1	2.4	200	19	0.4	1.9	0.0	0.0	0.0
Thursday, August 08, 2013	11:20	0:10	40	47	41	40	0	1.2	211	19	0.6	1.5	0.0	0.0	0.0
Thursday, August 08, 2013	11:30	0:10	40	47	40	40	-1	0.7	211	19	0.4	1.5	0.0	0.0	0.0
Thursday, August 08, 2013	11:40	0:10	40	47	40	40	-1	0.7	210	19	0.4	1.3	0.0	0.0	0.0
Thursday, August 08, 2013	11:50	0:10	42	54	42	40	-1	1.1	212	19	0.4	1.5	0.0	0.0	0.0
Thursday, August 08, 2013	12:00	0:10	42	53	42	40	-1	2.0	210	20	0.6	1.3	0.0	0.0	0.0
Thursday, August 08, 2013	12:10	0:10	44	60	48	40	-1	2.9	212	21	0.7	1.7	0.0	1.7	0.0
Thursday, August 08, 2013	12:20	0:10	45	60	47	42	0	2.1	206	22	0.6	2.2	0.0	0.7	0.0
Thursday, August 08, 2013	12:30	0:10	42	52	42	40	-2	3.0	186	21	1.1	3.0	0.0	0.0	0.0
Thursday, August 08, 2013	12:40	0:10	43	58	44	40	-4	2.8	187	21	0.7	2.0	0.0	0.6	0.0
Thursday, August 08, 2013	12:50	0:10	43	53	45	41	-7	3.9	178	21	0.7	2.6	0.0	0.0	0.0
Thursday, August 08, 2013	13:00	0:10	43	57	44	41	-4	4.8	150	21	1.1	4.4	0.0	0.9	0.0
Thursday, August 08, 2013	13:10	0:10	42	57	43	40	-5	4.0	151	21	0.7	2.2	0.0	0.4	0.0
Thursday, August 08, 2013	13:20	0:10	42	53	43	41	-5	3.8	146	21	0.6	1.9	0.0	1.3	0.0
Thursday, August 08, 2013	13:30	0:10	47	68	45	40	-4	3.8	147	22	0.7	2.0	0.0	2.6	0.0
Thursday, August 08, 2013	13:40	0:10	45	67	45	41	-3	3.9	153	22	1.3	3.0	0.0	1.9	0.0
Thursday, August 08, 2013	13:50	0:10	43	56	45	41	-1	2.7	159	22	0.6	1.9	0.0	0.0	0.0
Thursday, August 08, 2013	14:00	0:10	41	50	42	40	-2	3.3	154	23	0.6	2.0	0.0	0.0	0.0
Thursday, August 08, 2013	14:10	0:10	44	67	44	40	-1	4.0	158	23	0.6	1.9	0.0	0.0	0.0
Thursday, August 08, 2013	14:20	0:10	41	47	42	40	-1	3.3	163	23	0.6	1.7	0.2	2.0	0.0
Thursday, August 08, 2013	14:30	0:10	41	56	42	40	-2	2.8	159	23	0.6	2.0	0.0	0.0	0.0
Thursday, August 08, 2013	14:40	0:10	41	50	42	40	3	2.5	170	23	0.4	1.5	0.0	0.0	0.0
Thursday, August 08, 2013	14:50	0:10	41	43	41	40	-3	2.9	175	24	0.2	1.5	0.0	0.0	0.0
Thursday, August 08, 2013	15:00	0:10	42	56	42	40	-5	1.9	168	23	0.4	1.9	0.0	0.0	0.0
Thursday, August 08, 2013	15:10	0:10	41	46	42	40	3	2.6	172	24	0.4	1.3	0.0	0.0	0.0
Thursday, August 08, 2013	15:20	0:10	41	48	41	40	21	3.0	163	23	0.4	1.3	0.0	0.0	0.0
Thursday, August 08, 2013	15:30	0:10	41	53	42	40	9	3.0	174	23	0.6	1.9	0.0	0.0	0.0
Thursday, August 08, 2013	15:40	0:10	44	65	43	41	22	4.1	198	23	0.7	2.2	0.0	0.0	0.0
Thursday, August 08, 2013	15:50	0:10	43	54	45	41	303	6.0	200	23	0.6	2.8	0.0	0.4	0.0
Thursday, August 08, 2013	16:00	0:10	41	49	42	41	212	5.5	187	23	0.6	2.8	0.0	0.0	0.0
Thursday, August 08, 2013	16:10	0:10	41	48	41	40	23	3.8	182	23	0.6	1.3	0.0	0.0	0.0
Thursday, August 08, 2013	16:20	0:10	41	49	41	40	62	4.2	184	23	0.2	1.3	0.0	0.0	0.0
Thursday, August 08, 2013	16:30	0:10	41	55	41	41	286	5.7	186	22	0.4	1.9	0.0	0.0	0.0
Thursday, August 08, 2013	16:40	0:10	41	55	42	40	145	4.6	177	23	0.6	1.5	0.0	0.0	0.0
Thursday, August 08, 2013	16:50	0:10	42	60	42	41	35	4.2	179	24	0.4	1.3	0.0	0.2	0.0
Thursday, August 08, 2013	17:00	0:10	47	70	43	41	69	4.2	175	23	0.2	1.3	0.0	0.0	0.0
Thursday, August 08, 2013	17:10	0:10	41	50	42	41	2	3.5	167	22	0.9	2.8	0.0	2.0	0.0
Thursday, August 08, 2013	17:20	0:10	42	53	43	41	21	3.3	160	22	0.4	1.7	0.0	0.0	0.0
Thursday, August 08, 2013	17:30	0:10	43	56	44	41	59	3.7	171	23	0.6	1.7	0.0	0.0	0.0
Thursday, August 08, 2013	17:40	0:10	42	55	43	41	139	4.7	177	23	0.7	2.6	0.0	0.0	0.0
Thursday, August 08, 2013	17:50	0:10	43	56	44	41	125	4.4	178	22	0.4	1.3	0.0	0.0	0.0
Thursday, August 08, 2013	18:00	0:10	42	58	42	41	59	3.9	174	22	0.4	1.9	0.0	1.7	0.0
Thursday, August 08, 2013	18:10	0:10	42	52	43	42	-6	3.5	173	22	0.4	1.7	0.0	0.0	0.0
Thursday, August 08, 2013	18:20	0:10	42	58	43	42	86	4.6	176	21	0.2	0.6	0.0	0.0	0.0
Thursday, August 08, 2013	18:30	0:10	42	47	42	41	102	4.4	179	21	0.4	1.1	0.0	0.0	0.0
Thursday, August 08, 2013	18:40	0:10	43	59	44	42	147	4.5	171	21	0.6	1.5	0.0	0.0	0.0
Thursday, August 08, 2013	18:50	0:10	43	56	43	42	229	5.2	168	21	0.4	0.9	0.0	0.0	0.0
Thursday, August 08, 2013	19:00	0:10	43	60	43	42	141	4.5	173	21	0.2	0.9	0.0	0.0	0.0
Thursday, August 08, 2013	19:10	0:10	42	48	42	42	93	4.3	186	21	0.4	0.9	0.0	0.0	0.0
Thursday, August 08, 2013	19:20	0:10	42	49	43	41	80	4.0	177	21	0.6	1.5	0.0	0.0	0.0
Thursday, August 08, 2013	19:30	0:10	42	55	42	41	99	4.3	182	21	0.4	1.1	0.0	0.0	0.0
Thursday, August 08, 2013	19:40	0:10	47	69	45	41	206	5.2	184	21	0.6	1.5	0.0	0.0	0.0
Thursday, August 08, 2013	19:50	0:10	42	55	43	41	289	5.8	182	21	0.6	1.3	0.0	0.0	0.0
Thursday, August 08, 2013	20:00	0:10	43	55	44	41	274	5.8	187	20	0.6	1.1	0.0	0.0	0.0
Thursday, August 08, 2013	20:10	0:10	44	61	45	41	180	5.2	194	20	0.2	0.7	0.0	0.0	0.0
Thursday, August 08, 2013	20:20	0:10	42	57	43	41	182	5.4	189	20	0.4	0.9	0.0	0.0	0.0
Thursday, August 08, 2013	20:30	0:10	42	49	42	41	226	5.7	186	20	0.6	0.9	0.0	0.0	0.0
Thursday, August 08, 2013	20:40	0:10	43	59	42	41	191	5.4	186	20	0.6	1.1	0.0	0.0	0.0
Thursday, August 08, 2013	20:50	0:10	43	60	44	42	228	5.9	182	20	0.0	0.4	0.0	0.0	0.0
Thursday, August 08, 2013	21:00	0:10	43	46	43	42	340	6.5	188	20	0.4	0.9	0.0	0.0	0.0
Thursday, August 08, 2013	21:10	0:10	43	57	43	42	543	7.3	191	20	0.6	1.1	0.0	0.0	0.0
Thursday, August 08, 2013	21:20	0:10	43	49	44	43	562	7.5	198	20	0.2	0.7	0.0	0.0	0.0
Thursday, August 08, 2013	21:30	0:10	43	45	44	43	190	5.2	198	20	0.2	1.1	0.0	0.0	0.0
Thursday, August 08, 2013	21:40	0:10	43	51	44										

Table A-4: Location 2 Summer Compliance Evaluation

Date	Time	Duration	Leq	Lmax	L(10)	L(90)	WT E2	WT E2	Onsite Met	Onsite Met	Loc. 2	Loc. 2	Loc. 6	Loc. 6	Loc. 6
	Start Time	(min)	(dBA)	(dBA)	(dBA)	(dBA)	Output (kW)	HH WS (m/s)	WD @ 75m (degrees)	Temp. (°C)	Avg. WS @ 2m (m/s)	Gust WS @ 2m (m/s)	Avg. WS @ 2m (m/s)	Gust WS @ 2m (m/s)	Precip. (mm)
Thursday, August 08, 2013	23:20	0:10	43	47	44	43	31	3.5	195	19	0.7	1.3	0.0	0.0	0.0
Thursday, August 08, 2013	23:30	0:10	43	54	43	43	63	4.5	182	19	0.6	0.9	0.0	0.0	0.0
Thursday, August 08, 2013	23:40	0:10	44	47	45	43	3	3.4	179	19	0.4	0.9	0.0	0.0	0.0
Thursday, August 08, 2013	23:50	0:10	43	45	43	42	-1	3.2	185	20	0.4	0.9	0.0	0.0	0.0
Friday, August 09, 2013	0:00	0:10	43	45	43	42	16	3.3	181	19	0.2	0.9	0.0	0.0	0.0
Friday, August 09, 2013	0:10	0:10	43	46	43	42	9	3.8	183	19	0.0	0.6	0.0	0.0	0.0
Friday, August 09, 2013	0:20	0:10	43	50	43	42	116	4.7	180	19	0.4	0.9	0.0	0.0	0.0
Friday, August 09, 2013	0:30	0:10	44	54	45	43	103	4.2	177	19	0.4	0.9	0.0	0.0	0.0
Friday, August 09, 2013	0:40	0:10	43	46	43	43	85	4.3	177	19	0.0	0.9	0.0	0.0	0.0
Friday, August 09, 2013	0:50	0:10	43	44	43	43	43	3.7	177	19	0.0	0.7	0.0	0.0	0.0
Friday, August 09, 2013	1:00	0:10	43	47	44	43	8	3.0	183	19	0.6	1.1	0.0	0.0	0.0
Friday, August 09, 2013	1:10	0:10	43	47	43	42	-7	2.7	185	19	0.4	0.7	0.0	0.0	0.0
Friday, August 09, 2013	1:20	0:10	43	46	43	42	9	3.2	169	19	0.4	1.1	0.0	0.0	0.0
Friday, August 09, 2013	1:30	0:10	43	45	43	42	51	3.5	165	19	0.6	1.3	0.0	0.0	0.0
Friday, August 09, 2013	1:40	0:10	43	46	43	42	53	3.9	172	19	0.0	0.2	0.0	0.0	0.0
Friday, August 09, 2013	1:50	0:10	43	58	43	43	70	4.2	171	19	0.4	0.9	0.0	0.0	0.0
Friday, August 09, 2013	2:00	0:10	43	44	43	42	-4	6.0	176	19	0.2	0.9	0.0	0.0	0.0
Friday, August 09, 2013	2:10	0:10	43	51	43	42	-4	6.8	179	19	0.0	0.7	0.0	0.0	0.0
Friday, August 09, 2013	2:20	0:10	43	49	43	43	-4	4.8	178	19	0.2	0.7	0.0	0.0	0.0
Friday, August 09, 2013	2:30	0:10	43	45	43	43	-4	4.2	176	19	0.0	0.6	0.0	0.0	0.0
Friday, August 09, 2013	2:40	0:10	44	50	44	43	-4	4.0	175	19	0.0	0.6	0.0	0.0	0.0
Friday, August 09, 2013	2:50	0:10	46	50	47	43	-4	6.1	171	19	0.2	0.7	0.0	0.0	0.0
Friday, August 09, 2013	3:00	0:10	47	50	47	45	130	5.2	167	19	0.0	0.4	0.0	0.0	0.0
Friday, August 09, 2013	3:10	0:10	45	50	47	43	244	5.6	165	19	0.4	0.9	0.0	0.0	0.0
Friday, August 09, 2013	3:20	0:10	44	47	44	43	194	5.1	163	19	0.4	0.9	0.0	0.0	0.0
Friday, August 09, 2013	3:30	0:10	44	55	44	43	186	4.8	163	19	0.4	0.9	0.0	0.0	0.0
Friday, August 09, 2013	3:40	0:10	44	46	45	44	312	5.9	168	19	0.0	0.0	0.0	0.0	0.0
Friday, August 09, 2013	3:50	0:10	44	46	45	43	184	4.9	162	19	0.0	0.0	0.0	0.0	0.0
Friday, August 09, 2013	4:00	0:10	44	46	44	43	145	4.4	165	19	0.2	0.7	0.0	0.0	0.0
Friday, August 09, 2013	4:10	0:10	59	90	56	44	292	5.9	174	19	0.0	0.6	0.0	0.0	0.0
Friday, August 09, 2013	4:20	0:10	47	69	48	44	391	6.5	179	19	0.2	0.7	0.0	0.2	0.0
Friday, August 09, 2013	4:30	0:10	48	57	50	47	621	7.5	178	19	0.2	0.9	0.0	0.0	0.0
Friday, August 09, 2013	4:40	0:10	47	58	48	46	770	8.2	187	19	0.2	1.1	0.0	0.0	0.0
Friday, August 09, 2013	4:50	0:10	46	53	48	44	946	8.7	187	19	0.2	0.7	0.0	0.4	0.0
Friday, August 09, 2013	5:00	0:10	49	60	53	46	829	8.6	188	19	0.2	0.7	0.0	0.0	0.0
Friday, August 09, 2013	5:10	0:10	50	63	55	46	789	8.5	196	19	0.2	0.9	0.0	0.0	0.3
Friday, August 09, 2013	5:20	0:10	52	62	54	50	934	8.9	196	19	0.2	0.6	0.0	0.0	0.0
Friday, August 09, 2013	5:30	0:10	52	62	53	50	836	8.6	198	19	0.0	0.7	0.0	0.0	0.5
Friday, August 09, 2013	5:40	0:10	54	65	57	48	870	8.6	197	19	0.0	0.7	0.0	0.0	0.0
Friday, August 09, 2013	5:50	0:10	47	61	48	45	786	8.3	202	19	0.0	0.6	0.0	0.0	0.0
Friday, August 09, 2013	6:00	0:10	47	60	49	44	437	6.9	192	19	0.2	0.7	0.0	0.0	0.0
Friday, August 09, 2013	6:10	0:10	47	66	47	44	583	7.8	188	19	0.4	1.1	0.0	0.0	0.0
Friday, August 09, 2013	6:20	0:10	45	54	46	43	856	8.5	194	19	0.2	0.7	0.0	0.0	0.0
Friday, August 09, 2013	6:30	0:10	46	53	47	43	630	7.7	194	19	0.0	0.0	0.0	0.0	0.0
Friday, August 09, 2013	6:40	0:10	44	61	46	42	587	7.5	195	19	0.0	0.0	0.0	0.0	0.0
Friday, August 09, 2013	6:50	0:10	43	50	44	42	423	6.8	195	19	0.0	0.0	0.0	0.0	0.0
Friday, August 09, 2013	7:00	0:10	43	55	44	42	504	7.5	183	19	0.0	0.0	0.0	0.0	0.0
Friday, August 09, 2013	7:10	0:10	44	57	46	42	475	6.7	179	19	0.2	0.7	0.0	0.0	0.0
Friday, August 09, 2013	7:20	0:10	47	65	46	44	736	8.1	185	19	0.0	0.7	0.0	0.0	0.0
Friday, August 09, 2013	7:30	0:10	44	55	45	42	972	9.0	186	19	0.0	0.0	0.0	0.0	0.0
Friday, August 09, 2013	7:40	0:10	52	64	57	42	993	8.7	194	19	0.0	0.0	0.0	0.0	0.0
Friday, August 09, 2013	7:50	0:10	57	64	59	55	871	8.7	198	19	0.0	0.0	0.0	0.0	0.3
Friday, August 09, 2013	8:00	0:10	56	66	58	54	789	8.4	202	19	0.0	0.0	0.0	0.0	0.0
Friday, August 09, 2013	8:10	0:10	53	62	55	51	723	8.3	203	19	0.0	0.0	0.0	0.0	0.3
Friday, August 09, 2013	8:20	0:10	56	63	58	51	516	7.6	190	19	0.2	0.6	0.0	0.0	0.0
Friday, August 09, 2013	8:30	0:10	58	73	59	55	701	8.4	191	19	0.2	1.3	0.0	0.0	0.0
Friday, August 09, 2013	8:40	0:10	55	67	56	54	809	8.1	195	19	0.2	0.9	0.0	0.0	0.3
Friday, August 09, 2013	8:50	0:10	52	64	54	48	817	8.3	200	19	0.0	0.6	0.0	1.3	0.0
Friday, August 09, 2013	9:00	0:10	49	60	50	47	807	8.5	194	19	0.2	0.7	0.0	0.0	0.0
Friday, August 09, 2013	9:10	0:10	49	61	52	47	456	7.2	190	19	0.0	0.0	0.0	0.0	0.0
Friday, August 09, 2013	9:20	0:10	47	58	48	44	307	5.9	186	19	0.2	0.7	0.0	0.0	0.0
Friday, August 09, 2013	9:30	0:10	48	61	52	43	417	6.7	190	19	0.4	1.5	0.0	0.2	0.0
Friday, August 09, 2013	9:40	0:10	45	61	47	43	743	8.1	195	19	0.4	1.9	0.0	0.0	0.0
Friday, August 09, 2013	9:50	0:10	46	62	48	43	737	8.1	195	19	0.4	1.5	0.0	0.4	0.0
Friday, August 09, 2013	10:00	0:10	45	57	46	43	661	7.7	187	19	0.6	1.7	0.0	0.0	0.0
Friday, August 09, 2013	10:10	0:10	50	64	52	48	612	7.3	185	19	0.6	1.3	0.0	0.2	0.3
Friday, August 09, 2013	10:20	0:10	52	62	55	50	192	5.1	183	19	0.4	1.3	0.0	1.5	0.0
Friday, August 09, 2013	10:30	0:10	51	64	53	48	311	5.9	177	19	0.4	2.6	0.0	1.5	0.0
Friday, August 09, 2013	10:40	0:10	53	63	55	51	876	8.3	179	19	0.2	1.3	0.0	0.6	0.3
Friday, August 09, 2013	10:50	0:10	54	66	55	51	624	7.2	184	19	0.2	1.1	0.0	0.0	0.0
Friday, August 09, 2013	11:00	0:10	52	63	54	47	840	8.2	183	18	0.6	1.3	0.0	0.0	0.0
Friday, August 09, 2013	11:10	0:10	47	61	50	43	267	5.5	182	18	0.9	2.0	0.0	1.9	0.0
Friday, August 09, 2013	11:20	0:10	44	55	46	42	157	4.9	176	18	0.9	2.4	0.0	1.3	0.0
Friday, August 09, 2013	11:30	0:10	43	48	45	41	480	6.6	178	18	1.1	2.6	0.0	1.9	0.0
Friday, August 09, 2013	11:40	0:10	48	62	51	43	556	7.1	176	18	0.7	2.2	0.0	0.4	0.0
Friday, August 09, 2013	11:50	0:10	49	58	53	44	215	5.0	173	18	1.1	3.5	0.0	0.0	0.0
Friday, August 09, 2013	12:00	0:10	47	57	50	43	151	6.4	169	18	1.7	3.3	0.0	0.0	0.0
Friday, August 09, 2013	12:10	0:10	46	54	48	43	214	5.3	169	18	1.5	3.7	0.0	0.0	0.0
Friday, August 09, 2013	12:20	0:10	45	55	47	42	231	5.3	165	18	1.3	4.6	0.0	0.0	0.0
Friday, August 09, 2013	12:30	0:10	45	51	47	42	258	5.3	168	18	1.1	2.6	0.0	0.0	0.0
Friday, August 09, 2013	12:40	0:10	43	50	45	41	344	5.8	172	18	0.7	2.6	0.0	0.0	0.3
Friday, August 09, 2013	12:50	0:10	43	47	44	42	191	5.0	173	18	0.2	0.7	0.0	0.0	0.0
Friday, August 09, 2013	13:00	0:10	43	60	43	42	99	4.3	175	18	0.0	0.0	0.0	0.0	0.3
Friday, August 09, 2013	13:10	0:10	48	60	51	42	65	4.1	172	18	0.4	1.3	0.0	0.0	0.0
Friday, August 09, 2013	13:20	0:10	44	52	45	42	51	3.8	172	18	0.4	1.1	0.0	0.0	0.0
Friday, August 09, 2013	13:30	0:10	44	60	46	42	256	5.8	178	18	0.2	0.9	0.0	0.0	0.0
Friday, August 09, 2013	13:4														

Table A-4: Location 2 Summer Compliance Evaluation

Date	Time	Duration	Leq	Lmax	L(10)	L(90)	WT E2	WT E2	Onsite Met	Onsite Met	Loc. 2	Loc. 2	Loc. 6	Loc. 6	Loc. 6
	Start Time	(min)	(dBA)	(dBA)	(dBA)	(dBA)	Output (kW)	HH WS (m/s)	WD @ 75m (degrees)	Temp. (°C)	Avg. WS @ 2m (m/s)	Gust WS @ 2m (m/s)	Avg. WS @ 2m (m/s)	Gust WS @ 2m (m/s)	Precip. (mm)
Friday, August 09, 2013	15:20	0:10	57	67	60	51	16	3.7	180	19	0.7	2.0	0.0	0.0	0.0
Friday, August 09, 2013	15:30	0:10	54	64	56	53	81	4.7	181	19	0.4	1.1	0.0	0.0	0.3
Friday, August 09, 2013	15:40	0:10	56	66	60	49	268	5.5	177	19	0.4	1.1	0.0	0.0	0.0
Friday, August 09, 2013	15:50	0:10	49	68	51	46	134	4.8	189	19	0.9	3.0	0.0	0.0	1.5
Friday, August 09, 2013	16:00	0:10	51	61	53	46	554	7.4	193	19	0.7	1.7	0.0	0.0	0.3
Friday, August 09, 2013	16:10	0:10	53	65	56	50	473	7.3	193	19	0.4	1.7	0.0	0.0	0.3
Friday, August 09, 2013	16:20	0:10	50	67	51	49	349	6.2	193	19	0.7	2.4	0.0	0.0	0.0
Friday, August 09, 2013	16:30	0:10	51	61	52	50	279	5.8	194	19	0.2	0.7	0.0	0.0	0.3
Friday, August 09, 2013	16:40	0:10	52	66	53	49	174	5.3	194	19	0.2	0.9	0.0	0.0	0.0
Friday, August 09, 2013	16:50	0:10	49	60	53	46	57	3.7	219	19	0.0	0.4	0.0	1.1	0.0
Friday, August 09, 2013	17:00	0:10	45	62	46	44	2	2.9	284	19	0.2	1.1	0.2	1.3	0.0
Friday, August 09, 2013	17:10	0:10	45	56	46	44	-5	1.9	298	19	0.0	0.0	0.0	0.0	0.0
Friday, August 09, 2013	17:20	0:10	45	61	46	43	-5	0.6	305	19	0.0	0.9	0.0	0.4	0.0
Friday, August 09, 2013	17:30	0:10	46	55	46	45	-4	1.1	309	20	0.2	0.9	0.0	0.7	0.0
Friday, August 09, 2013	17:40	0:10	45	54	46	43	26	3.3	297	19	0.0	0.0	0.2	1.3	0.0
Friday, August 09, 2013	17:50	0:10	44	53	45	43	109	4.7	303	19	0.2	0.7	0.2	1.5	0.0
Friday, August 09, 2013	18:00	0:10	43	51	44	43	150	5.1	311	19	0.0	0.4	0.4	2.0	0.0
Friday, August 09, 2013	18:10	0:10	44	50	45	44	164	5.1	318	19	0.0	0.9	0.0	0.6	0.0
Friday, August 09, 2013	18:20	0:10	46	63	47	44	89	4.1	326	19	0.0	0.0	0.0	0.2	0.0
Friday, August 09, 2013	18:30	0:10	46	55	48	44	212	5.4	309	19	0.0	0.6	0.2	1.9	0.0
Friday, August 09, 2013	18:40	0:10	46	63	48	44	405	6.8	308	19	0.0	0.6	0.0	1.7	0.0
Friday, August 09, 2013	18:50	0:10	45	52	47	44	401	6.7	306	19	0.2	0.9	0.0	0.0	0.0
Friday, August 09, 2013	19:00	0:10	44	51	44	44	658	7.9	302	19	0.2	0.9	0.0	0.6	0.0
Friday, August 09, 2013	19:10	0:10	44	50	45	44	497	7.1	310	19	0.0	0.6	0.0	0.9	0.0
Friday, August 09, 2013	19:20	0:10	44	48	44	44	451	6.8	307	19	0.4	0.9	0.0	0.6	0.0
Friday, August 09, 2013	19:30	0:10	45	52	45	44	268	6.0	310	19	0.2	0.7	0.0	0.0	0.0
Friday, August 09, 2013	19:40	0:10	45	53	45	44	237	5.8	311	19	0.2	0.7	0.0	0.2	0.0
Friday, August 09, 2013	19:50	0:10	45	49	45	44	313	6.3	324	19	0.4	1.1	0.0	0.0	0.0
Friday, August 09, 2013	20:00	0:10	45	50	45	44	316	6.2	323	19	0.4	1.1	0.0	0.0	0.0
Friday, August 09, 2013	20:10	0:10	45	55	46	45	414	6.8	330	18	0.7	1.5	0.0	0.0	0.0
Friday, August 09, 2013	20:20	0:10	45	51	46	45	273	6.1	343	18	0.7	1.5	0.0	0.0	0.0
Friday, August 09, 2013	20:30	0:10	46	49	47	46	175	5.3	343	18	0.6	0.9	0.0	0.4	0.0
Friday, August 09, 2013	20:40	0:10	47	50	48	47	204	5.5	328	18	0.4	1.1	0.0	0.0	0.0
Friday, August 09, 2013	20:50	0:10	48	50	48	47	173	5.3	323	18	0.6	1.3	0.0	0.0	0.0
Friday, August 09, 2013	21:00	0:10	50	51	50	48	217	5.7	320	18	0.4	0.9	0.0	0.0	0.0
Friday, August 09, 2013	21:10	0:10	50	50	50	49	288	6.2	314	18	0.7	1.3	0.0	0.0	0.0
Friday, August 09, 2013	21:20	0:10	50	51	50	49	309	6.2	308	18	0.0	0.4	0.0	0.0	0.0
Friday, August 09, 2013	21:30	0:10	49	60	50	48	285	6.2	299	18	0.2	0.7	0.0	0.0	0.0
Friday, August 09, 2013	21:40	0:10	48	49	48	48	410	6.8	291	18	0.2	0.6	0.0	0.0	0.0
Friday, August 09, 2013	21:50	0:10	48	48	48	48	543	7.4	292	18	0.2	0.4	0.0	0.0	0.0
Friday, August 09, 2013	22:00	0:10	48	49	48	47	560	7.6	291	18	0.2	0.6	0.0	0.0	0.0
Friday, August 09, 2013	22:10	0:10	48	49	48	48	485	7.2	295	18	0.4	0.7	0.0	0.0	0.0
Friday, August 09, 2013	22:20	0:10	48	48	48	47	467	7.1	296	18	0.6	0.9	0.0	0.0	0.0
Friday, August 09, 2013	22:30	0:10	48	49	48	48	532	7.4	287	18	0.4	0.9	0.0	0.0	0.0
Friday, August 09, 2013	22:40	0:10	49	52	50	48	523	7.4	275	18	0.4	0.9	0.0	0.0	0.0
Friday, August 09, 2013	22:50	0:10	47	51	48	47	888	8.7	274	18	0.4	0.7	0.0	1.3	0.0
Friday, August 09, 2013	23:00	0:10	47	53	48	47	739	8.2	273	18	0.0	0.6	0.0	0.4	0.0
Friday, August 09, 2013	23:10	0:10	47	50	47	47	549	7.3	270	18	0.6	1.1	0.0	0.6	0.0
Friday, August 09, 2013	23:20	0:10	47	49	47	47	505	7.1	272	18	0.2	0.9	0.0	1.5	0.0
Friday, August 09, 2013	23:30	0:10	47	51	48	47	710	8.0	271	18	0.4	1.1	0.0	1.1	0.0
Friday, August 09, 2013	23:40	0:10	48	50	48	47	777	8.4	272	18	0.2	0.9	0.2	1.9	0.0
Friday, August 09, 2013	23:50	0:10	47	49	48	47	1037	9.0	271	18	0.4	0.9	0.6	2.4	0.0
Saturday, August 10, 2013	0:00	0:10	47	49	48	47	947	8.7	272	18	0.4	1.1	0.2	1.9	0.0
Saturday, August 10, 2013	0:10	0:10	47	48	47	47	882	8.5	271	18	0.2	1.1	0.6	4.1	0.0
Saturday, August 10, 2013	0:20	0:10	47	48	47	47	686	7.8	273	18	0.0	0.6	0.6	3.2	0.0
Saturday, August 10, 2013	0:30	0:10	47	48	47	47	1070	8.9	279	18	0.0	0.4	0.7	2.8	0.0
Saturday, August 10, 2013	0:40	0:10	47	48	47	47	1380	9.9	282	18	0.4	1.1	0.4	2.6	0.0
Saturday, August 10, 2013	0:50	0:10	47	52	47	47	1769	11.2	280	18	0.4	1.1	0.6	3.9	0.0
Saturday, August 10, 2013	1:00	0:10	47	53	47	47	1830	11.6	276	18	0.2	0.9	0.0	2.2	0.0
Saturday, August 10, 2013	1:10	0:10	47	52	48	47	1689	10.8	275	18	0.2	0.9	0.0	0.4	0.0
Saturday, August 10, 2013	1:20	0:10	47	48	47	47	1712	10.9	277	18	0.4	0.7	0.0	0.7	0.0
Saturday, August 10, 2013	1:30	0:10	47	48	47	47	1705	11.0	277	18	0.2	0.7	0.0	0.4	0.0
Saturday, August 10, 2013	1:40	0:10	47	47	47	47	1485	10.3	275	18	0.4	1.1	0.0	2.0	0.0
Saturday, August 10, 2013	1:50	0:10	47	48	47	47	1741	10.9	276	18	0.0	0.2	0.2	2.4	0.0
Saturday, August 10, 2013	2:00	0:10	47	52	47	46	240	11.0	275	18	0.0	0.4	0.0	0.4	0.0
Saturday, August 10, 2013	2:10	0:10	47	47	47	46	-4	11.4	276	18	0.2	0.7	0.0	0.4	0.0
Saturday, August 10, 2013	2:20	0:10	46	50	47	46	-4	11.6	275	18	0.2	0.6	0.2	3.2	0.0
Saturday, August 10, 2013	2:30	0:10	46	50	46	46	-4	12.8	274	18	0.0	1.1	0.4	3.7	0.0
Saturday, August 10, 2013	2:40	0:10	46	47	46	46	-4	12.0	275	17	0.2	1.1	1.1	5.4	0.0
Saturday, August 10, 2013	2:50	0:10	46	47	46	46	-4	11.8	277	17	0.2	0.9	1.5	6.5	0.0
Saturday, August 10, 2013	3:00	0:10	46	47	46	46	294	10.8	279	17	0.0	0.7	1.3	4.8	0.0
Saturday, August 10, 2013	3:10	0:10	46	48	46	46	1576	10.6	279	17	0.0	0.9	1.1	5.9	0.0
Saturday, August 10, 2013	3:20	0:10	46	51	47	46	1035	8.7	283	17	0.2	0.7	1.3	5.4	0.0
Saturday, August 10, 2013	3:30	0:10	46	48	47	46	1406	10.2	284	17	0.6	1.5	1.5	5.7	0.0
Saturday, August 10, 2013	3:40	0:10	46	49	47	46	1353	9.9	287	17	0.7	1.3	1.3	4.4	0.0
Saturday, August 10, 2013	3:50	0:10	46	50	47	46	1770	11.8	288	17	0.4	0.9	1.1	4.1	0.0
Saturday, August 10, 2013	4:00	0:10	46	48	46	46	1945	12.8	289	17	0.4	1.3	0.9	3.5	0.0
Saturday, August 10, 2013	4:10	0:10	46	47	46	46	1923	12.8	293	17	0.4	0.9	0.7	4.3	0.0
Saturday, August 10, 2013	4:20	0:10	46	50	47	46	1925	12.4	291	16	0.4	1.1	0.4	3.0	0.0
Saturday, August 10, 2013	4:30	0:10	46	50	47	46	1875	12.5	287	16	0.6	1.3	0.4	3.3	0.0
Saturday, August 10, 2013	4:40	0:10	46	49	47	46	1784	12.2	289	16	0.4	0.9	0.4	3.0	0.0
Saturday, August 10, 2013	4:50	0:10	46	58	47	46	1875	12.8	292	16	0.4	1.3	0.6	3.3	0.0
Saturday, August 10, 2013	5:00	0:10	46	56	47	46	1998	15.2	296	16	0.4	1.1	0.7	3.7	0.0
Saturday, August 10, 2013	5:10	0:10	46	50	47	46	2000	15.3	300	16	0.6	1.5	0.4	3.0	0.0
Saturday, August 10, 2013	5:20	0:10	46	50	46	45	1997	14.6	302	16	0.6	1.5	0.4	3.0	0.0
Saturday, August 10, 2013	5:30	0:10	45	49	46	45	1997								

Table A-4: Location 2 Summer Compliance Evaluation

Date	Time	Duration	Leq	Lmax	L(10)	L(90)	WT E2	WT E2	Onsite Met	Onsite Met	Loc. 2	Loc. 2	Loc. 6	Loc. 6	Loc. 6
	Start Time	(min)	(dBA)	(dBA)	(dBA)	(dBA)	Output (kW)	HH WS (m/s)	WD @ 75m (degrees)	Temp. (°C)	Avg. WS @ 2m (m/s)	Gust WS @ 2m (m/s)	Avg. WS @ 2m (m/s)	Gust WS @ 2m (m/s)	Precip. (mm)
Saturday, August 10, 2013	7:20	0:10	45	49	45	44	192	5.4	286	15	0.6	1.1	0.2	2.4	0.0
Saturday, August 10, 2013	7:30	0:10	45	58	46	44	431	6.8	282	15	0.4	0.9	0.0	0.7	0.0
Saturday, August 10, 2013	7:40	0:10	45	49	45	44	482	7.0	279	15	0.6	1.3	0.0	1.5	0.0
Saturday, August 10, 2013	7:50	0:10	45	50	45	44	508	7.0	281	16	0.2	0.9	0.2	3.3	0.0
Saturday, August 10, 2013	8:00	0:10	45	50	45	44	435	6.6	280	16	0.2	0.6	0.2	2.6	0.0
Saturday, August 10, 2013	8:10	0:10	45	49	45	44	450	6.8	274	16	0.4	1.3	0.2	2.6	0.0
Saturday, August 10, 2013	8:20	0:10	45	50	45	44	697	7.7	256	16	0.7	1.5	0.4	3.2	0.0
Saturday, August 10, 2013	8:30	0:10	44	49	45	44	603	7.5	266	16	0.6	2.0	0.2	2.2	0.0
Saturday, August 10, 2013	8:40	0:10	45	52	45	44	567	7.2	268	17	0.7	2.4	0.4	3.9	0.0
Saturday, August 10, 2013	8:50	0:10	53	73	51	44	919	8.5	267	17	0.6	1.5	0.4	3.2	0.0
Saturday, August 10, 2013	9:00	0:10	45	53	46	44	1256	9.7	275	17	0.7	2.2	0.2	3.2	0.0
Saturday, August 10, 2013	9:10	0:10	45	50	45	44	862	8.3	280	17	0.7	2.6	0.4	3.0	0.0
Saturday, August 10, 2013	9:20	0:10	45	51	45	44	603	7.4	283	18	0.7	2.6	1.1	5.7	0.0
Saturday, August 10, 2013	9:30	0:10	45	52	46	44	1145	9.4	275	17	0.4	1.5	1.1	5.2	0.0
Saturday, August 10, 2013	9:40	0:10	45	50	46	44	696	7.9	291	18	0.6	1.9	1.1	4.6	0.0
Saturday, August 10, 2013	9:50	0:10	47	59	47	44	559	7.5	290	18	0.6	2.0	1.9	5.2	0.0
Saturday, August 10, 2013	10:00	0:10	46	50	48	44	575	7.5	295	18	0.2	1.1	2.0	4.4	0.0
Saturday, August 10, 2013	10:10	0:10	44	47	45	44	772	8.2	296	18	0.4	2.4	2.2	6.3	0.0
Saturday, August 10, 2013	10:20	0:10	44	46	45	44	1435	10.6	314	18	0.7	2.0	1.7	4.3	0.0
Saturday, August 10, 2013	10:30	0:10	47	60	48	44	954	9.1	317	18	0.6	2.2	1.5	3.9	0.0
Saturday, August 10, 2013	10:40	0:10	47	57	49	45	1464	10.6	314	19	0.7	2.6	2.0	4.8	0.0
Saturday, August 10, 2013	10:50	0:10	46	57	48	45	1611	11.5	306	18	0.9	2.8	2.0	5.6	0.0
Saturday, August 10, 2013	11:00	0:10	47	53	48	44	1723	11.2	307	19	0.7	2.8	2.6	5.6	0.0
Saturday, August 10, 2013	11:10	0:10	48	61	51	45	743	8.2	300	19	0.7	2.0	2.2	4.8	0.0
Saturday, August 10, 2013	11:20	0:10	49	64	52	44	1458	11.8	322	19	0.9	2.8	1.9	5.6	0.0
Saturday, August 10, 2013	11:30	0:10	46	52	48	44	1688	11.8	308	19	0.9	3.3	1.7	4.3	0.0
Saturday, August 10, 2013	11:40	0:10	48	61	51	45	1816	12.4	298	19	0.7	2.0	2.6	7.0	0.0
Saturday, August 10, 2013	11:50	0:10	49	63	53	44	1801	12.2	293	19	0.9	2.4	2.2	6.7	0.0
Saturday, August 10, 2013	12:00	0:10	44	51	46	44	1425	10.5	305	19	0.9	2.8	2.4	6.1	0.0
Saturday, August 10, 2013	12:10	0:10	50	63	51	45	1163	9.7	309	19	0.7	2.0	2.6	5.2	0.0
Saturday, August 10, 2013	12:20	0:10	47	60	50	44	1727	12.8	291	19	0.9	2.8	2.2	5.6	0.0
Saturday, August 10, 2013	12:30	0:10	48	57	51	44	1950	14.0	316	19	0.7	2.8	2.8	7.0	0.0
Saturday, August 10, 2013	12:40	0:10	47	55	49	45	1860	12.8	312	20	0.9	5.4	2.0	5.6	0.0
Saturday, August 10, 2013	12:50	0:10	47	56	49	44	1964	13.9	308	19	0.9	2.8	2.6	6.3	0.0
Saturday, August 10, 2013	13:00	0:10	48	65	51	44	1980	14.6	309	19	0.7	1.9	2.4	5.2	0.0
Saturday, August 10, 2013	13:10	0:10	50	62	52	45	1803	12.5	305	19	0.7	2.0	2.0	5.0	0.0
Saturday, August 10, 2013	13:20	0:10	47	54	49	45	1986	14.6	305	19	0.9	2.6	2.2	8.0	0.0
Saturday, August 10, 2013	13:30	0:10	46	53	47	44	1970	15.0	302	20	0.7	3.5	2.8	7.0	0.0
Saturday, August 10, 2013	13:40	0:10	45	50	46	44	1962	13.5	304	20	0.7	2.2	2.2	5.7	0.0
Saturday, August 10, 2013	13:50	0:10	46	55	49	44	1092	10.1	302	20	0.7	2.2	2.6	5.7	0.0
Saturday, August 10, 2013	14:00	0:10	50	63	50	44	-4	9.4	303	20	0.7	2.0	2.8	6.7	0.0
Saturday, August 10, 2013	14:10	0:10	49	60	52	43	-4	11.2	289	20	0.9	4.1	2.6	5.4	0.0
Saturday, August 10, 2013	14:20	0:10	46	54	49	43	-4	12.1	292	20	0.9	3.9	2.6	6.7	0.0
Saturday, August 10, 2013	14:30	0:10	47	55	49	44	-4	10.9	303	20	0.7	2.8	3.2	6.9	0.0
Saturday, August 10, 2013	14:40	0:10	46	53	48	44	-4	10.3	297	20	0.9	2.8	2.8	6.1	0.0
Saturday, August 10, 2013	14:50	0:10	46	52	48	44	-3	9.0	296	20	0.9	3.0	2.2	5.4	0.0
Saturday, August 10, 2013	15:00	0:10	45	52	46	44	795	10.1	294	20	0.7	3.7	2.6	6.1	0.0
Saturday, August 10, 2013	15:10	0:10	48	57	51	44	1402	10.5	301	20	0.7	1.9	2.6	5.9	0.0
Saturday, August 10, 2013	15:20	0:10	45	50	47	44	1692	11.5	300	20	0.7	3.2	1.9	5.0	0.0
Saturday, August 10, 2013	15:30	0:10	44	50	45	43	1826	11.7	304	20	0.7	1.7	2.0	5.2	0.0
Saturday, August 10, 2013	15:40	0:10	45	48	46	44	789	8.0	306	20	0.4	1.7	2.0	5.9	0.0
Saturday, August 10, 2013	15:50	0:10	45	61	47	44	1475	11.0	302	20	0.4	1.9	2.4	6.3	0.0
Saturday, August 10, 2013	16:00	0:10	44	50	45	43	1443	10.3	302	20	0.6	2.6	1.9	5.0	0.0
Saturday, August 10, 2013	16:10	0:10	44	50	45	43	903	8.8	310	20	0.4	1.3	1.3	3.7	0.0
Saturday, August 10, 2013	16:20	0:10	44	50	45	44	1289	10.3	308	20	0.4	1.5	1.7	4.4	0.0
Saturday, August 10, 2013	16:30	0:10	45	53	46	43	1237	10.1	298	20	0.4	1.9	2.2	6.1	0.0
Saturday, August 10, 2013	16:40	0:10	45	53	46	44	1366	10.2	305	20	0.7	3.5	1.9	4.1	0.0
Saturday, August 10, 2013	16:50	0:10	45	50	46	44	1347	10.3	308	20	0.4	1.9	2.0	4.1	0.0
Saturday, August 10, 2013	17:00	0:10	46	58	47	44	1152	9.5	319	20	0.4	1.1	1.5	3.9	0.0
Saturday, August 10, 2013	17:10	0:10	45	49	46	44	1296	10.1	318	19	0.6	1.7	1.5	4.3	0.0
Saturday, August 10, 2013	17:20	0:10	45	51	46	44	1506	11.1	311	19	0.6	1.7	1.3	3.9	0.0
Saturday, August 10, 2013	17:30	0:10	44	48	45	44	1668	11.3	310	19	0.4	1.5	1.7	3.3	0.0
Saturday, August 10, 2013	17:40	0:10	45	52	45	43	1756	11.9	315	19	0.6	1.3	2.2	6.3	0.0
Saturday, August 10, 2013	17:50	0:10	45	51	46	44	1497	10.7	307	19	0.4	2.2	1.9	4.3	0.0
Saturday, August 10, 2013	18:00	0:10	44	47	45	44	1134	9.7	308	19	0.4	1.1	1.9	5.4	0.0
Saturday, August 10, 2013	18:10	0:10	44	48	45	44	1127	9.5	310	18	0.6	1.3	1.5	3.2	0.0
Saturday, August 10, 2013	18:20	0:10	44	47	45	43	1058	9.2	314	18	0.6	1.5	1.3	3.3	0.0
Saturday, August 10, 2013	18:30	0:10	44	51	45	43	993	9.1	310	18	0.4	1.1	1.5	3.5	0.0
Saturday, August 10, 2013	18:40	0:10	44	52	45	44	1230	9.9	315	17	0.6	1.3	0.9	3.3	0.0
Saturday, August 10, 2013	18:50	0:10	44	47	45	44	1000	9.0	312	17	0.4	1.3	0.6	1.9	0.0
Saturday, August 10, 2013	19:00	0:10	44	47	44	43	604	7.6	309	17	0.6	1.5	0.6	2.2	0.0
Saturday, August 10, 2013	19:10	0:10	44	45	44	43	666	7.9	314	17	0.2	0.9	0.7	2.0	0.0
Saturday, August 10, 2013	19:20	0:10	43	50	44	42	598	7.7	315	16	0.4	0.9	0.9	2.8	0.0
Saturday, August 10, 2013	19:30	0:10	43	44	43	43	641	7.8	314	16	0.6	1.1	1.3	3.2	0.0
Saturday, August 10, 2013	19:40	0:10	43	49	43	42	603	7.7	318	16	0.6	1.3	1.3	3.0	0.0
Saturday, August 10, 2013	19:50	0:10	42	52	43	42	920	8.6	322	15	0.7	1.7	0.6	2.8	0.0
Saturday, August 10, 2013	20:00	0:10	42	50	43	42	869	8.5	321	15	0.7	1.9	0.2	1.5	0.0
Saturday, August 10, 2013	20:10	0:10	42	49	43	42	755	8.1	322	15	0.7	1.3	0.4	1.7	0.0
Saturday, August 10, 2013	20:20	0:10	43	51	44	42	568	7.5	324	15	0.9	1.5	0.0	0.0	0.0
Saturday, August 10, 2013	20:30	0:10	43	54	44	42	568	7.4	330	14	0.7	1.5	0.4	1.7	0.0
Saturday, August 10, 2013	20:40	0:10	48	71	49	43	687	7.9	329	14	0.7	1.7	0.7	1.9	0.0
Saturday, August 10, 2013	20:50	0:10	51	77	51	43	574	7.5	326	14	0.7	1.5	0.7	2.6	0.0
Saturday, August 10, 2013	21:00	0:10	51	72	53	43	794	8.3	325	14	0.7	1.7	0.0	0.4	0.0
Saturday, August 10, 2013	21:10	0:10	44	45	44	43	641	7.8	327	13	0.7	1.3	0.0	0.0	0.0
Saturday, August 10, 2013	21:20	0:10	43	45	44	43	676	7.8	330	13	0.7	1.5	0.0	0.2	0.0
Saturday, August 10, 2013															

Table A-4: Location 2 Summer Compliance Evaluation

Date	Time	Duration	Leq	Lmax	L(10)	L(90)	WT E2	WT E2	Onsite Met	Onsite Met	Loc. 2	Loc. 2	Loc. 6	Loc. 6	Loc. 6
	Start Time	(min)	(dBA)	(dBA)	(dBA)	(dBA)	Output (kW)	HH WS (m/s)	WD @ 75m (degrees)	Temp. (°C)	Avg. WS @ 2m (m/s)	Gust WS @ 2m (m/s)	Avg. WS @ 2m (m/s)	Gust WS @ 2m (m/s)	Precip. (mm)
Saturday, August 10, 2013	23:20	0:10	42	44	42	41	429	6.8	324	12	1.1	1.7	0.0	0.0	0.0
Saturday, August 10, 2013	23:30	0:10	42	44	42	41	472	6.9	321	12	0.9	1.7	0.0	0.0	0.0
Saturday, August 10, 2013	23:40	0:10	43	50	44	42	524	7.2	320	12	0.9	1.3	0.0	0.0	0.0
Saturday, August 10, 2013	23:50	0:10	42	51	42	41	451	6.9	320	12	0.7	1.3	0.0	0.0	0.0
Sunday, August 11, 2013	0:00	0:10	43	62	43	42	481	7.1	320	12	0.9	1.5	0.0	0.0	0.0
Sunday, August 11, 2013	0:10	0:10	42	46	43	42	461	6.9	317	12	0.9	1.3	0.0	0.0	0.0
Sunday, August 11, 2013	0:20	0:10	42	49	43	41	428	6.8	314	12	0.9	1.5	0.0	0.0	0.0
Sunday, August 11, 2013	0:30	0:10	41	42	42	41	354	6.4	313	11	0.9	1.5	0.0	0.0	0.0
Sunday, August 11, 2013	0:40	0:10	41	45	42	41	324	6.2	312	11	1.1	1.7	0.0	0.0	0.0
Sunday, August 11, 2013	0:50	0:10	41	46	41	41	311	6.2	309	11	0.9	1.7	0.0	0.0	0.0
Sunday, August 11, 2013	1:00	0:10	41	42	42	41	364	6.4	307	11	1.1	2.0	0.0	0.0	0.0
Sunday, August 11, 2013	1:10	0:10	41	43	41	41	321	6.2	307	11	1.3	1.9	0.0	0.0	0.0
Sunday, August 11, 2013	1:20	0:10	41	42	42	41	446	6.9	305	11	1.1	1.7	0.0	0.0	0.0
Sunday, August 11, 2013	1:30	0:10	41	47	42	41	486	7.2	302	11	0.7	1.3	0.0	0.0	0.0
Sunday, August 11, 2013	1:40	0:10	41	42	41	41	476	7.0	300	11	0.6	1.5	0.0	0.0	0.0
Sunday, August 11, 2013	1:50	0:10	41	43	41	41	568	7.4	295	11	0.0	0.6	0.0	0.0	0.0
Sunday, August 11, 2013	2:00	0:10	41	44	41	41	20	7.5	291	11	0.2	0.7	0.0	0.0	0.0
Sunday, August 11, 2013	2:10	0:10	41	42	41	40	-4	7.7	292	11	0.4	1.1	0.0	0.0	0.0
Sunday, August 11, 2013	2:20	0:10	41	42	41	40	-4	8.1	292	11	0.6	1.1	0.0	0.0	0.0
Sunday, August 11, 2013	2:30	0:10	41	42	41	40	-4	8.9	292	11	0.4	0.9	0.0	0.0	0.0
Sunday, August 11, 2013	2:40	0:10	41	41	41	40	-4	9.2	296	11	0.4	0.9	0.0	0.0	0.0
Sunday, August 11, 2013	2:50	0:10	41	41	41	40	-4	9.6	297	11	0.0	0.0	0.0	0.0	0.0
Sunday, August 11, 2013	3:00	0:10	41	43	41	41	1181	9.7	296	11	0.0	0.0	0.0	0.0	0.0
Sunday, August 11, 2013	3:10	0:10	41	46	41	41	1106	9.1	300	11	0.0	0.0	0.0	0.0	0.0
Sunday, August 11, 2013	3:20	0:10	41	45	41	41	1119	9.3	300	11	0.0	0.0	0.0	0.0	0.0
Sunday, August 11, 2013	3:30	0:10	41	44	41	41	783	8.2	301	11	0.0	0.0	0.0	0.0	0.0
Sunday, August 11, 2013	3:40	0:10	41	44	41	41	639	7.5	298	11	0.0	0.0	0.0	0.0	0.0
Sunday, August 11, 2013	3:50	0:10	41	44	41	40	419	6.7	297	11	0.0	0.7	0.0	0.0	0.0
Sunday, August 11, 2013	4:00	0:10	41	44	41	40	462	6.9	296	10	0.4	1.1	0.0	0.0	0.0
Sunday, August 11, 2013	4:10	0:10	41	44	41	40	525	7.1	294	10	0.2	0.7	0.0	0.0	0.0
Sunday, August 11, 2013	4:20	0:10	41	43	41	40	483	6.9	294	10	0.0	0.0	0.0	0.0	0.0
Sunday, August 11, 2013	4:30	0:10	41	44	41	40	255	5.7	288	10	0.0	0.0	0.0	0.0	0.0
Sunday, August 11, 2013	4:40	0:10	41	44	41	40	269	5.8	288	10	0.0	0.0	0.0	0.0	0.0
Sunday, August 11, 2013	4:50	0:10	41	44	41	40	379	6.5	286	10	0.4	1.1	0.0	0.0	0.0
Sunday, August 11, 2013	5:00	0:10	41	46	42	41	493	6.9	285	10	0.2	1.1	0.0	0.6	0.0
Sunday, August 11, 2013	5:10	0:10	41	46	42	41	457	6.7	287	10	0.0	0.6	0.2	1.9	0.0
Sunday, August 11, 2013	5:20	0:10	41	48	42	41	608	7.5	289	10	0.0	0.6	0.0	0.4	0.0
Sunday, August 11, 2013	5:30	0:10	41	47	41	41	596	7.4	294	10	0.0	0.2	0.0	0.4	0.0
Sunday, August 11, 2013	5:40	0:10	41	48	41	41	481	6.9	297	10	0.0	0.6	0.2	1.5	0.0
Sunday, August 11, 2013	5:50	0:10	41	45	41	41	229	5.5	297	10	0.2	0.6	1.3	3.0	0.0
Sunday, August 11, 2013	6:00	0:10	42	48	43	41	549	7.1	297	10	0.0	0.9	0.4	3.0	0.0
Sunday, August 11, 2013	6:10	0:10	42	50	43	41	752	7.8	296	10	0.2	0.9	0.7	2.4	0.0
Sunday, August 11, 2013	6:20	0:10	42	51	43	41	478	6.6	297	11	0.2	0.7	0.2	1.9	0.0
Sunday, August 11, 2013	6:30	0:10	42	49	44	41	117	4.5	300	11	0.0	0.0	0.9	2.8	0.0
Sunday, August 11, 2013	6:40	0:10	42	47	43	41	170	4.9	302	11	0.2	1.1	1.3	2.6	0.0
Sunday, August 11, 2013	6:50	0:10	41	48	42	41	30	3.6	305	11	0.4	1.1	0.9	3.0	0.0
Sunday, August 11, 2013	7:00	0:10	41	48	42	41	182	4.9	307	12	0.4	1.1	0.6	2.4	0.0
Sunday, August 11, 2013	7:10	0:10	42	58	42	40	237	5.3	305	12	0.4	1.1	0.4	2.4	0.0
Sunday, August 11, 2013	7:20	0:10	42	53	43	40	24	3.1	305	12	0.0	0.6	0.2	2.6	0.0
Sunday, August 11, 2013	7:30	0:10	41	49	42	40	99	4.4	305	13	0.2	0.9	0.2	1.3	0.0
Sunday, August 11, 2013	7:40	0:10	41	46	42	41	111	4.5	305	13	0.2	0.9	0.2	2.2	0.0
Sunday, August 11, 2013	7:50	0:10	41	48	42	41	296	6.0	311	13	0.6	1.3	0.4	1.9	0.0
Sunday, August 11, 2013	8:00	0:10	41	52	42	41	371	6.4	312	14	0.6	1.5	0.0	1.1	0.0
Sunday, August 11, 2013	8:10	0:10	41	49	42	41	382	6.5	310	14	0.4	1.3	0.0	1.1	0.0
Sunday, August 11, 2013	8:20	0:10	42	50	42	41	305	6.0	307	14	0.6	1.3	0.2	1.3	0.0
Sunday, August 11, 2013	8:30	0:10	42	48	42	41	510	7.0	307	14	0.6	2.6	0.2	1.7	0.0
Sunday, August 11, 2013	8:40	0:10	42	53	43	41	548	7.1	307	14	0.6	1.9	0.0	1.9	0.0
Sunday, August 11, 2013	8:50	0:10	42	56	42	41	456	6.9	308	15	0.9	1.9	0.0	0.7	0.0
Sunday, August 11, 2013	9:00	0:10	41	48	42	41	476	7.0	313	15	0.4	1.7	0.2	1.7	0.0
Sunday, August 11, 2013	9:10	0:10	42	54	42	41	619	7.5	312	15	0.7	2.0	1.3	3.3	0.0
Sunday, August 11, 2013	9:20	0:10	41	53	42	41	560	7.3	309	15	0.6	1.5	1.5	5.0	0.0
Sunday, August 11, 2013	9:30	0:10	42	58	43	41	769	8.0	312	16	0.6	1.5	0.9	3.9	0.0
Sunday, August 11, 2013	9:40	0:10	42	53	44	41	892	8.4	310	16	0.7	1.9	1.1	4.4	0.0
Sunday, August 11, 2013	9:50	0:10	42	52	44	41	708	7.9	310	16	0.7	1.9	1.7	3.9	0.0
Sunday, August 11, 2013	10:00	0:10	42	56	43	41	578	7.5	307	16	0.6	1.7	1.5	3.5	0.0
Sunday, August 11, 2013	10:10	0:10	43	51	44	41	758	8.1	312	17	0.6	2.6	0.7	4.6	0.0
Sunday, August 11, 2013	10:20	0:10	43	51	45	41	677	7.8	304	16	0.7	2.6	1.1	3.3	0.0
Sunday, August 11, 2013	10:30	0:10	41	50	43	41	575	7.3	309	17	0.6	2.0	0.7	3.3	0.0
Sunday, August 11, 2013	10:40	0:10	47	70	44	41	469	6.8	304	17	0.7	2.4	0.4	2.6	0.0
Sunday, August 11, 2013	10:50	0:10	42	52	43	41	401	6.3	308	17	0.7	2.0	0.4	2.4	0.0
Sunday, August 11, 2013	11:00	0:10	44	60	47	41	368	6.7	322	17	0.7	2.2	0.7	3.7	0.0
Sunday, August 11, 2013	11:10	0:10	43	58	45	40	374	6.4	318	18	0.7	2.0	0.4	3.3	0.0
Sunday, August 11, 2013	11:20	0:10	42	52	42	40	263	6.0	326	18	0.6	1.3	0.7	3.9	0.0
Sunday, August 11, 2013	11:30	0:10	42	52	44	40	363	6.4	316	18	0.7	3.2	1.3	4.1	0.0
Sunday, August 11, 2013	11:40	0:10	42	50	43	40	271	6.0	300	18	0.9	3.7	1.3	5.6	0.0
Sunday, August 11, 2013	11:50	0:10	41	48	42	40	274	5.8	316	19	0.7	2.2	0.6	3.9	0.0
Sunday, August 11, 2013	12:00	0:10	42	54	44	41	371	6.5	331	19	0.7	2.0	1.7	4.1	0.0
Sunday, August 11, 2013	12:10	0:10	42	53	43	41	405	6.8	325	19	0.7	2.0	1.5	3.9	0.0
Sunday, August 11, 2013	12:20	0:10	44	53	46	41	626	7.7	330	19	0.6	1.7	2.0	4.6	0.0
Sunday, August 11, 2013	12:30	0:10	43	53	45	41	552	7.4	311	19	0.7	2.4	1.9	7.0	0.0
Sunday, August 11, 2013	12:40	0:10	42	49	44	41	440	6.7	303	18	0.7	1.9	0.6	2.8	0.0
Sunday, August 11, 2013	12:50	0:10	43	47	45	41	234	5.7	280	20	0.7	1.3	0.6	2.8	0.0
Sunday, August 11, 2013	13:00	0:10	42	54	42	41	490	7.3	273	20	0.6	1.3	1.7	4.8	0.0
Sunday, August 11, 2013	13:10	0:10	41	46	42	40	274	5.9	312	19	0.7	2.6	2.0	4.6	0.0
Sunday, August 11, 2013	13:20	0:10	41	47	42	41	349	6.1	315	18	0.6	1.5	1.7	3.9	0.0
Sunday, August 11, 2013	13:30	0:10	42	46	44	40	221	5.6	313	19	0.7	2.8	0.9	2.4	0.0

Table A-4: Location 2 Summer Compliance Evaluation

Date	Time	Duration	Leq	Lmax	L(10)	L(90)	WT E2	WT E2	Onsite Met	Onsite Met	Loc. 2	Loc. 2	Loc. 6	Loc. 6	Loc. 6
	Start Time	(min)	(dBA)	(dBA)	(dBA)	(dBA)	Output (kW)	HH WS (m/s)	WD @ 75m (degrees)	Temp. (°C)	Avg. WS @ 2m (m/s)	Gust WS @ 2m (m/s)	Avg. WS @ 2m (m/s)	Gust WS @ 2m (m/s)	Precip. (mm)
Sunday, August 11, 2013	15:20	0:10	42	45	43	41	376	6.3	285	19	0.7	3.0	0.6	2.8	0.0
Sunday, August 11, 2013	15:30	0:10	43	47	44	41	396	6.6	289	20	0.4	1.1	0.0	0.7	0.0
Sunday, August 11, 2013	15:40	0:10	42	49	43	41	385	6.8	284	20	0.6	2.2	0.6	2.6	0.0
Sunday, August 11, 2013	15:50	0:10	44	66	44	41	234	5.6	290	19	0.4	0.9	0.9	3.0	0.0
Sunday, August 11, 2013	16:00	0:10	43	54	44	42	217	5.6	283	18	0.4	1.5	1.1	3.0	0.0
Sunday, August 11, 2013	16:10	0:10	44	67	44	42	271	6.0	298	18	0.0	0.4	1.1	3.3	0.0
Sunday, August 11, 2013	16:20	0:10	43	58	44	41	162	5.1	303	19	0.0	0.6	1.5	3.7	0.0
Sunday, August 11, 2013	16:30	0:10	42	55	43	41	138	4.8	311	19	0.2	0.7	0.9	3.2	0.0
Sunday, August 11, 2013	16:40	0:10	42	47	43	42	285	5.9	297	19	0.2	0.7	0.4	2.6	0.0
Sunday, August 11, 2013	16:50	0:10	42	54	43	41	206	5.4	269	20	0.0	0.6	0.2	1.5	0.0
Sunday, August 11, 2013	17:00	0:10	42	51	42	41	32	3.5	268	21	0.2	0.6	0.0	0.7	0.0
Sunday, August 11, 2013	17:10	0:10	43	71	42	41	313	6.3	271	20	0.2	0.9	0.0	0.0	0.0
Sunday, August 11, 2013	17:20	0:10	42	56	43	41	230	5.5	279	19	0.2	0.6	0.0	0.7	0.0
Sunday, August 11, 2013	17:30	0:10	42	51	42	41	235	5.6	280	18	0.2	1.1	0.0	1.1	0.0
Sunday, August 11, 2013	17:40	0:10	42	61	42	41	161	5.1	279	18	0.4	0.9	0.2	2.2	0.0
Sunday, August 11, 2013	17:50	0:10	41	45	42	41	238	5.7	277	19	0.2	0.7	0.4	2.2	0.0
Sunday, August 11, 2013	18:00	0:10	42	44	42	41	230	5.5	270	19	0.0	0.4	0.2	2.4	0.0
Sunday, August 11, 2013	18:10	0:10	41	44	42	41	172	5.3	268	19	0.4	1.1	0.2	1.7	0.0
Sunday, August 11, 2013	18:20	0:10	41	43	42	41	382	6.6	270	18	0.2	0.9	0.2	2.2	0.0
Sunday, August 11, 2013	18:30	0:10	41	43	41	41	306	6.1	267	18	0.2	1.1	0.2	2.2	0.0
Sunday, August 11, 2013	18:40	0:10	41	44	41	41	148	5.0	269	18	0.2	1.1	0.0	1.7	0.0
Sunday, August 11, 2013	18:50	0:10	41	46	41	40	199	5.5	265	17	0.6	1.1	0.0	0.7	0.0
Sunday, August 11, 2013	19:00	0:10	41	46	42	41	398	6.6	262	17	0.7	1.3	0.0	0.0	0.0
Sunday, August 11, 2013	19:10	0:10	41	43	41	41	348	6.3	261	17	0.7	1.3	0.0	0.0	0.0
Sunday, August 11, 2013	19:20	0:10	41	44	41	40	412	6.6	257	16	0.7	1.3	0.0	0.0	0.0
Sunday, August 11, 2013	19:30	0:10	41	44	41	40	263	5.9	254	16	0.6	1.1	0.0	0.0	0.0
Sunday, August 11, 2013	19:40	0:10	41	48	41	40	257	5.8	252	16	0.4	0.7	0.0	0.0	0.0
Sunday, August 11, 2013	19:50	0:10	40	43	41	40	237	5.7	251	16	0.0	0.6	0.0	0.0	0.0
Sunday, August 11, 2013	20:00	0:10	40	42	41	40	250	5.9	252	16	0.0	0.9	0.0	0.0	0.0
Sunday, August 11, 2013	20:10	0:10	40	43	41	40	286	6.1	252	16	0.0	0.6	0.0	0.0	0.0
Sunday, August 11, 2013	20:20	0:10	41	47	41	40	346	6.5	254	16	0.0	0.0	0.0	0.0	0.0
Sunday, August 11, 2013	20:30	0:10	41	43	41	40	307	6.1	255	16	0.2	0.6	0.0	0.0	0.0
Sunday, August 11, 2013	20:40	0:10	41	47	42	41	315	6.2	251	16	0.0	0.2	0.0	0.0	0.0
Sunday, August 11, 2013	20:50	0:10	41	43	42	41	362	6.5	253	16	0.2	0.7	0.0	0.0	0.0
Sunday, August 11, 2013	21:00	0:10	42	44	42	41	404	6.7	253	16	0.2	0.7	0.0	0.0	0.0
Sunday, August 11, 2013	21:10	0:10	42	44	42	41	342	6.4	253	16	0.4	1.1	0.0	0.0	0.0
Sunday, August 11, 2013	21:20	0:10	42	44	42	41	405	6.7	250	16	0.4	0.9	0.0	0.0	0.0
Sunday, August 11, 2013	21:30	0:10	42	44	42	42	392	6.5	253	16	0.4	0.7	0.0	0.0	0.0
Sunday, August 11, 2013	21:40	0:10	42	46	42	41	490	7.0	252	16	0.7	1.3	0.0	0.0	0.0
Sunday, August 11, 2013	21:50	0:10	41	44	42	41	549	7.3	254	16	0.6	1.3	0.0	0.0	0.0
Sunday, August 11, 2013	22:00	0:10	42	43	42	41	621	7.5	256	16	0.2	0.7	0.0	0.0	0.0
Sunday, August 11, 2013	22:10	0:10	44	66	42	41	591	7.6	254	16	0.6	0.9	0.0	0.0	0.0
Sunday, August 11, 2013	22:20	0:10	41	43	42	41	778	8.1	250	16	0.6	1.1	0.0	0.0	0.0
Sunday, August 11, 2013	22:30	0:10	41	42	42	41	673	8.0	247	16	0.6	0.9	0.0	0.0	0.0
Sunday, August 11, 2013	22:40	0:10	41	42	41	41	569	7.4	243	16	0.2	0.7	0.0	0.0	0.0
Sunday, August 11, 2013	22:50	0:10	41	47	42	41	550	7.3	240	16	0.4	0.7	0.0	0.0	0.0
Sunday, August 11, 2013	23:00	0:10	41	44	42	41	701	7.9	240	16	0.2	0.6	0.0	0.0	0.0
Sunday, August 11, 2013	23:10	0:10	41	44	42	41	629	7.7	238	16	0.0	0.0	0.0	0.0	0.0
Sunday, August 11, 2013	23:20	0:10	42	49	42	41	541	7.2	242	15	0.2	0.7	0.0	0.2	0.0
Sunday, August 11, 2013	23:30	0:10	41	44	42	41	537	7.2	240	15	0.4	1.1	0.0	0.9	0.0
Sunday, August 11, 2013	23:40	0:10	41	43	42	41	446	6.7	241	15	0.0	0.0	0.0	0.0	0.0
Sunday, August 11, 2013	23:50	0:10	41	45	42	40	403	6.5	242	15	0.0	0.0	0.0	0.0	0.0
Monday, August 12, 2013	0:00	0:10	41	42	41	40	505	7.0	244	15	0.0	0.0	0.0	0.2	0.0
Monday, August 12, 2013	0:10	0:10	41	43	42	40	589	7.4	246	15	0.0	0.0	0.0	1.7	0.0
Monday, August 12, 2013	0:20	0:10	41	43	41	40	666	7.7	250	15	0.0	0.7	0.0	1.3	0.0
Monday, August 12, 2013	0:30	0:10	41	43	42	40	579	7.4	253	15	0.2	0.9	0.0	1.9	0.0
Monday, August 12, 2013	0:40	0:10	40	43	41	40	530	7.1	264	15	0.0	0.0	0.0	1.3	0.0
Monday, August 12, 2013	0:50	0:10	40	46	41	40	602	7.5	269	15	0.0	0.4	0.0	0.2	0.0
Monday, August 12, 2013	1:00	0:10	40	43	41	40	470	6.9	270	15	0.4	0.9	0.0	0.0	0.0
Monday, August 12, 2013	1:10	0:10	40	41	40	40	364	6.5	277	14	0.4	0.7	0.0	0.0	0.0
Monday, August 12, 2013	1:20	0:10	40	42	40	40	282	6.1	279	14	0.2	0.7	0.0	0.0	0.0
Monday, August 12, 2013	1:30	0:10	40	42	40	40	401	6.7	279	14	0.2	0.7	0.0	0.0	0.0
Monday, August 12, 2013	1:40	0:10	40	42	41	40	429	6.8	284	14	0.0	0.0	0.0	0.0	0.0
Monday, August 12, 2013	1:50	0:10	40	42	41	40	306	5.9	282	14	0.0	0.6	0.0	0.0	0.0
Monday, August 12, 2013	2:00	0:10	40	41	40	39	17	5.4	286	14	0.0	0.0	0.0	0.0	0.0
Monday, August 12, 2013	2:10	0:10	40	40	40	39	-4	6.0	294	14	0.0	0.0	0.0	0.0	0.0
Monday, August 12, 2013	2:20	0:10	40	41	40	39	-4	5.7	303	14	0.0	0.7	0.0	0.0	0.0
Monday, August 12, 2013	2:30	0:10	40	41	40	39	-4	4.8	304	14	0.4	0.9	0.0	0.0	0.0
Monday, August 12, 2013	2:40	0:10	40	43	40	39	-4	4.3	316	14	0.0	0.0	0.0	0.0	0.0
Monday, August 12, 2013	2:50	0:10	40	42	40	39	-4	4.4	330	14	0.0	0.9	0.0	0.0	0.0
Monday, August 12, 2013	3:00	0:10	40	41	40	39	64	4.5	328	14	0.0	0.7	0.0	0.0	0.0
Monday, August 12, 2013	3:10	0:10	40	50	40	39	92	4.6	340	14	0.0	0.2	0.0	0.0	0.0
Monday, August 12, 2013	3:20	0:10	40	41	40	39	58	4.1	333	14	0.0	0.0	0.0	0.0	0.0
Monday, August 12, 2013	3:30	0:10	40	41	40	39	45	4.0	330	14	0.2	0.7	0.0	0.0	0.0
Monday, August 12, 2013	3:40	0:10	39	41	40	39	37	3.9	326	14	0.2	0.6	0.0	0.0	0.0
Monday, August 12, 2013	3:50	0:10	39	41	40	39	11	3.4	327	14	0.2	0.6	0.0	0.0	0.0
Monday, August 12, 2013	4:00	0:10	40	41	40	39	-1	3.3	327	13	0.0	0.0	0.0	0.0	0.0
Monday, August 12, 2013	4:10	0:10	39	41	40	39	38	4.0	317	13	0.0	0.0	0.0	0.0	0.0
Monday, August 12, 2013	4:20	0:10	40	46	40	39	22	3.7	297	13	0.2	0.7	0.0	0.0	0.0
Monday, August 12, 2013	4:30	0:10	39	41	40	39	31	3.7	292	13	0.0	0.6	0.0	0.0	0.0
Monday, August 12, 2013	4:40	0:10	39	44	40	39	12	3.4	297	13	0.0	0.0	0.0	0.0	0.0
Monday, August 12, 2013	4:50	0:10	40	45	40	39	1	3.2	293	13	0.0	0.0	0.0	0.0	0.0
Monday, August 12, 2013	5:00	0:10	40	46	40	39	110	4.6	276	13	0.0	0.0	0.0	0.0	0.0
Monday, August 12, 2013	5:10	0:10	40	46	40	39	279	5.7	272	13	0.0	0.0	0.0	1.3	0.0
Monday, August 12, 2013	5:20	0:10	40	47	40	39	297	5.9	275	13	0.0	0.0	0.0	0.0	0.0
Monday, August 12, 2013	5:30	0:10	40	45	40	39	318	5.9	285	13	0.2	0.6	0.0	0.0	0.0

Table A-4: Location 2 Summer Compliance Evaluation

Date	Time	Duration	Leq	Lmax	L(10)	L(90)	WT E2	WT E2	Onsite Met	Onsite Met	Loc. 2	Loc. 2	Loc. 6	Loc. 6	Loc. 6
	Start Time	(min)	(dBA)	(dBA)	(dBA)	(dBA)	Output (kW)	HH WS (m/s)	WD @ 75m (degrees)	Temp. (°C)	Avg. WS @ 2m (m/s)	Gust WS @ 2m (m/s)	Avg. WS @ 2m (m/s)	Gust WS @ 2m (m/s)	Precip. (mm)
Monday, August 12, 2013	7:20	0:10	40	45	42	39	35	3.9	312	14	0.4	0.9	0.0	0.0	0.0
Monday, August 12, 2013	7:30	0:10	40	53	42	39	57	4.2	315	16	0.7	1.5	0.0	0.0	0.0
Monday, August 12, 2013	7:40	0:10	40	52	41	39	55	4.0	314	17	0.7	1.7	0.0	0.0	0.0
Monday, August 12, 2013	7:50	0:10	41	54	42	39	92	4.5	315	17	0.9	1.7	0.0	0.0	0.0
Monday, August 12, 2013	8:00	0:10	40	48	41	39	99	4.5	312	16	0.7	1.5	0.0	0.0	0.0
Monday, August 12, 2013	8:10	0:10	47	71	44	39	37	3.6	316	17	0.4	1.5	0.2	1.9	0.0
Monday, August 12, 2013	8:20	0:10	40	58	40	39	53	4.0	317	17	0.6	0.9	0.2	1.7	0.0
Monday, August 12, 2013	8:30	0:10	41	58	41	39	81	4.1	327	17	0.6	1.1	0.0	0.0	0.0
Monday, August 12, 2013	8:40	0:10	42	54	44	39	39	3.6	320	18	0.6	1.3	0.0	0.0	0.0
Monday, August 12, 2013	8:50	0:10	40	48	41	39	71	4.1	321	18	0.4	1.1	0.0	1.1	0.0
Monday, August 12, 2013	9:00	0:10	40	49	41	39	63	4.1	315	18	0.4	1.1	0.0	0.0	0.0
Monday, August 12, 2013	9:10	0:10	40	51	41	39	114	4.8	315	19	0.6	1.1	0.0	0.4	0.0
Monday, August 12, 2013	9:20	0:10	41	49	42	40	121	4.7	303	18	0.9	1.7	0.4	2.8	0.0
Monday, August 12, 2013	9:30	0:10	40	50	41	39	76	4.2	302	18	0.6	1.3	0.4	1.9	0.0
Monday, August 12, 2013	9:40	0:10	40	49	41	39	195	5.4	314	18	0.4	0.7	0.4	2.8	0.0
Monday, August 12, 2013	9:50	0:10	40	45	40	39	187	5.3	313	18	0.6	1.3	0.2	4.3	0.0
Monday, August 12, 2013	10:00	0:10	40	43	41	40	362	6.5	310	19	0.6	1.5	0.7	3.5	0.0
Monday, August 12, 2013	10:10	0:10	43	63	45	40	287	6.1	302	19	0.7	2.0	0.7	3.3	0.0
Monday, August 12, 2013	10:20	0:10	41	50	43	40	345	6.6	309	19	0.7	1.7	0.7	3.9	0.0
Monday, August 12, 2013	10:30	0:10	41	52	43	40	342	6.5	319	19	0.6	1.5	0.9	3.0	0.0
Monday, August 12, 2013	10:40	0:10	41	45	43	40	174	5.4	295	19	0.6	1.3	0.9	3.3	0.0
Monday, August 12, 2013	10:50	0:10	41	51	42	40	135	5.0	307	19	0.6	1.1	0.0	1.7	0.0
Monday, August 12, 2013	11:00	0:10	41	51	43	39	93	4.5	283	19	0.7	2.8	0.2	3.0	0.0
Monday, August 12, 2013	11:10	0:10	40	47	40	39	96	4.4	303	19	0.7	2.8	0.0	0.6	0.0
Monday, August 12, 2013	11:20	0:10	42	49	43	40	16	3.2	306	20	0.6	1.5	0.6	3.0	0.0
Monday, August 12, 2013	11:30	0:10	40	51	41	39	13	3.1	290	20	0.7	1.7	0.6	3.0	0.0
Monday, August 12, 2013	11:40	0:10	44	59	47	39	62	4.0	304	19	0.6	2.8	0.2	2.8	0.0
Monday, August 12, 2013	11:50	0:10	39	49	40	39	9	3.1	273	19	0.7	3.9	1.3	4.8	0.0
Monday, August 12, 2013	12:00	0:10	40	47	41	39	26	3.6	265	20	0.4	2.6	0.0	1.5	0.0
Monday, August 12, 2013	12:10	0:10	40	49	40	39	-1	3.1	293	19	0.4	0.7	0.2	1.5	0.0
Monday, August 12, 2013	12:20	0:10	40	50	42	39	75	4.2	287	20	0.6	1.5	0.0	0.0	0.0
Monday, August 12, 2013	12:30	0:10	43	49	46	39	58	4.3	297	21					
Monday, August 12, 2013	12:40	0:10	43	68	42	40	265	6.2	271	21					
Monday, August 12, 2013	12:50	0:10	41	62	41	40	572	7.5	301	20					
Monday, August 12, 2013	13:00	0:10	41	60	41	40	412	6.7	308	21					
Monday, August 12, 2013	13:10	0:10	41	54	42	40	321	6.4	293	22					
Monday, August 12, 2013	13:20	0:10	40	54	41	39	275	5.9	293	22					
Monday, August 12, 2013	13:30	0:10	40	48	40	39	28	3.4	300	21					
Monday, August 12, 2013	13:40	0:10	40	47	40	39	6	3.6	285	22					
Monday, August 12, 2013	13:50	0:10	41	55	41	40	47	3.9	270	22					
Monday, August 12, 2013	14:00	0:10	40	44	41	40	134	4.9	270	23					
Monday, August 12, 2013	14:10	0:10	40	46	41	40	269	5.9	271	23					
Monday, August 12, 2013	14:20	0:10	46	63	44	40	144	5.0	284	23					
Monday, August 12, 2013	14:30	0:10	42	55	44	40	402	6.5	269	21					
Monday, August 12, 2013	14:40	0:10	43	67	43	40	339	6.2	268	22					

Table A-5: Location 3 Summer Compliance Evaluation

Date	Time	Duration	Leq	Lmax	L(10)	L(90)	WT E2	WT E2	Onsite Met	Onsite Met	Loc. 6	Loc. 6	Loc. 6
	Start Time	(min)	(dBA)	(dBA)	(dBA)	(dBA)	Output (kW)	HH WS (m/s)	WD @ 75m (degrees)	Temp. (°C)	Avg. WS @ 2m (m/s)	Gust WS @ 2m (m/s)	Precip. (mm)
Thursday, July 18, 2013	13:00	0:10	66	80	68	58	254	6.0	306	27			
Thursday, July 18, 2013	13:10	0:10	67	75	68	66	291	6.2	288	27			
Thursday, July 18, 2013	13:20	0:10	63	73	67	57	322	6.4	273	28			
Thursday, July 18, 2013	13:30	0:10	62	76	64	56	439	6.9	266	27			
Thursday, July 18, 2013	13:40	0:10	62	79	64	54	345	6.3	274	28			
Thursday, July 18, 2013	13:50	0:10	62	77	64	54	236	5.7	268	27			
Thursday, July 18, 2013	14:00	0:10	61	75	64	54	329	6.4	275	28			
Thursday, July 18, 2013	14:10	0:10	62	76	65	52	447	6.8	267	27			
Thursday, July 18, 2013	14:20	0:10	61	74	64	51	270	6.1	265	28			
Thursday, July 18, 2013	14:30	0:10	64	79	68	53	139	5.0	274	29			
Thursday, July 18, 2013	14:40	0:10	63	78	65	51	347	6.6	267	29			
Thursday, July 18, 2013	14:50	0:10	60	75	64	50	566	7.2	271	29			
Thursday, July 18, 2013	15:00	0:10	62	78	65	52	245	5.8	273	29			
Thursday, July 18, 2013	15:10	0:10	64	76	67	53	281	5.9	264	29			
Thursday, July 18, 2013	15:20	0:10	62	79	66	52	123	4.7	255	28			
Thursday, July 18, 2013	15:30	0:10	62	73	65	51	83	4.2	269	27			
Thursday, July 18, 2013	15:40	0:10	61	72	65	51	-9	2.4	343	26			
Thursday, July 18, 2013	15:50	0:10	64	77	67	56	23	3.7	346	24			
Thursday, July 18, 2013	16:00	0:10	63	78	66	53	257	6.0	329	23			
Thursday, July 18, 2013	16:10	0:10	64	75	68	53	244	5.5	276	22			
Thursday, July 18, 2013	16:20	0:10	63	77	66	51	7	3.0	239	22			
Thursday, July 18, 2013	16:30	0:10	64	79	67	51	16	3.5	251	22			
Thursday, July 18, 2013	16:40	0:10	64	79	68	53	63	4.3	244	22			
Thursday, July 18, 2013	16:50	0:10	64	78	67	51	48	3.7	269	22			
Thursday, July 18, 2013	17:00	0:10	63	76	66	53	-17	2.9	285	22			
Thursday, July 18, 2013	17:10	0:10	63	80	67	52	-16	2.6	285	22			
Thursday, July 18, 2013	17:20	0:10	63	75	66	52	52	4.5	289	22			
Thursday, July 18, 2013	17:30	0:10	64	92	65	49	122	4.7	340	22			
Thursday, July 18, 2013	17:40	0:10	61	77	65	48	128	5.1	339	22			
Thursday, July 18, 2013	17:50	0:10	61	75	65	48	52	4.1	223	22			
Thursday, July 18, 2013	18:00	0:10	60	75	64	49	-12	2.0	196	22			
Thursday, July 18, 2013	18:10	0:10	61	79	64	49	-7	0.9	215	21			
Thursday, July 18, 2013	18:20	0:10	64	82	68	51	-6	2.2	254	21			
Thursday, July 18, 2013	18:30	0:10	63	85	64	54	98	4.6	260	21			
Thursday, July 18, 2013	18:40	0:10	61	72	65	55	99	4.7	270	21			
Thursday, July 18, 2013	18:50	0:10	61	71	65	52	46	4.0	290	21			
Thursday, July 18, 2013	19:00	0:10	63	83	65	54	15	3.5	292	21			
Thursday, July 18, 2013	19:10	0:10	62	77	66	55	373	6.5	275	21			
Thursday, July 18, 2013	19:20	0:10	60	73	64	52	437	6.6	274	21			
Thursday, July 18, 2013	19:30	0:10	61	74	65	50	55	4.2	268	21			
Thursday, July 18, 2013	19:40	0:10	59	71	64	50	-12	3.2	217	20			
Thursday, July 18, 2013	19:50	0:10	61	82	64	50	19	3.3	187	20			
Thursday, July 18, 2013	20:00	0:10	60	73	65	48	-10	1.8	186	20			
Thursday, July 18, 2013	20:10	0:10	58	71	63	47	-7	2.0	181	20			
Thursday, July 18, 2013	20:20	0:10	58	69	63	48	797	8.2	180	20			
Thursday, July 18, 2013	20:30	0:10	61	77	65	48	46	2.9	167	20			
Thursday, July 18, 2013	20:40	0:10	58	75	61	46	6	2.4	170	20			
Thursday, July 18, 2013	20:50	0:10	57	69	62	46	0	3.0	176	20			
Thursday, July 18, 2013	21:00	0:10	59	81	62	46	-12	2.6	183	20			
Thursday, July 18, 2013	21:10	0:10	58	76	62	46	-6	2.0	197	20			
Thursday, July 18, 2013	21:20	0:10	56	72	61	46	-5	1.0	188	20			
Thursday, July 18, 2013	21:30	0:10	56	70	61	46	-5	2.8	191	20			
Thursday, July 18, 2013	21:40	0:10	56	71	62	37	-9	2.0	196	20			
Thursday, July 18, 2013	21:50	0:10	56	69	61	38	-3	0.6	193	20			
Thursday, July 18, 2013	22:00	0:10	55	67	60	37	-2	1.0	189	20			
Thursday, July 18, 2013	22:10	0:10	56	74	60	36	-1	2.2	198	20			
Thursday, July 18, 2013	22:20	0:10	55	68	60	38	-1	1.8	200	20			
Thursday, July 18, 2013	22:30	0:10	52	69	55	38	-2	1.9	209	20			
Thursday, July 18, 2013	22:40	0:10	56	70	61	38	-1	1.8	212	20			
Thursday, July 18, 2013	22:50	0:10	52	67	56	37	-4	3.1	206	20			
Thursday, July 18, 2013	23:00	0:10	52	67	57	38	-9	2.0	211	20			
Thursday, July 18, 2013	23:10	0:10	54	69	58	38	-7	2.1	223	19			
Thursday, July 18, 2013	23:20	0:10	52	68	56	37	-5	2.1	228	19			
Thursday, July 18, 2013	23:30	0:10	52	66	57	38	-5	1.7	243	19			
Thursday, July 18, 2013	23:40	0:10	54	76	55	37	-5	1.1	254	19			
Thursday, July 18, 2013	23:50	0:10	57	82	57	37	-5	1.3	251	19			
Friday, July 19, 2013	0:00	0:10	55	74	55	37	-1	1.3	259	19			
Friday, July 19, 2013	0:10	0:10	46	67	42	37	-1	0.9	252	19			
Friday, July 19, 2013	0:20	0:10	50	72	39	37	-1	1.7	251	19			
Friday, July 19, 2013	0:30	0:10	45	65	40	37	-2	2.1	253	20			
Friday, July 19, 2013	0:40	0:10	43	64	38	36	21	3.7	250	20			
Friday, July 19, 2013	0:50	0:10	50	71	45	37	-5	2.6	250	20			
Friday, July 19, 2013	1:00	0:10	53	74	50	36	-10	1.8	248	20			
Friday, July 19, 2013	1:10	0:10	37	44	38	36	-9	2.0	248	20			
Friday, July 19, 2013	1:20	0:10	44	66	39	36	-5	2.6	245	20			
Friday, July 19, 2013	1:30	0:10	44	65	39	36	-10	2.2	248	20			
Friday, July 19, 2013	1:40	0:10	56	78	54	36	-8	2.4	247	20			
Friday, July 19, 2013	1:50	0:10	37	47	38	36	-5	1.9	242	20			
Friday, July 19, 2013	2:00	0:10	47	65	45	36	-5	1.9	249	21			
Friday, July 19, 2013	2:10	0:10	49	68	46	36	-5	1.4	250	21			
Friday, July 19, 2013	2:20	0:10	37	45	38	36	11	3.4	229	21			
Friday, July 19, 2013	2:30	0:10	55	77	51	36	-12	2.6	238	21			
Friday, July 19, 2013	2:40	0:10	53	76	38	36	-11	2.8	241	21			
Friday, July 19, 2013	2:50	0:10	52	75	40	36	-9	2.8	238	21			
Friday, July 19, 2013	3:00	0:10	42	63	38	36	33	3.9	235	21			
Friday, July 19, 2013	3:10	0:10	48	66	48	36	80	4.4	234	21			
Friday, July 19, 2013	3:20	0:10	47	67	41	36	200	5.3	232	21			
Friday, July 19, 2013	3:30	0:10	52	75	41	36	92	4.4	229	21			
Friday, July 19, 2013	3:40	0:10	46	67	41	36	107	4.1	228	21			
Friday, July 19, 2013	3:50	0:10	47	67	40	36	21	3.5	231	21			
Friday, July 19, 2013	4:00	0:10	56	76	45	35	13	3.5	238	21			

Table A-5: Location 3 Summer Compliance Evaluation

Date	Time	Duration	Leq	Lmax	L(10)	L(90)	WT E2	WT E2	Onsite Met	Onsite Met	Loc. 6	Loc. 6	Loc. 6
	Start Time	(min)	(dBA)	(dBA)	(dBA)	(dBA)	Output (kW)	HH WS (m/s)	WD @ 75m (degrees)	Temp. (°C)	Avg. WS @ 2m (m/s)	Gust WS @ 2m (m/s)	Precip. (mm)
Friday, July 19, 2013	4:10	0:10	52	74	40	35	7	3.4	240	21			
Friday, July 19, 2013	4:20	0:10	55	76	55	37	63	4.3	244	21			
Friday, July 19, 2013	4:30	0:10	52	72	50	37	47	4.0	235	21			
Friday, July 19, 2013	4:40	0:10	51	68	52	37	62	4.3	239	21			
Friday, July 19, 2013	4:50	0:10	59	80	61	38	182	5.5	235	21			
Friday, July 19, 2013	5:00	0:10	53	69	57	39	72	4.1	231	21			
Friday, July 19, 2013	5:10	0:10	57	74	62	39	15	3.7	232	21			
Friday, July 19, 2013	5:20	0:10	61	81	63	40	1	3.0	234	21			
Friday, July 19, 2013	5:30	0:10	59	75	63	40	-12	2.6	237	21			
Friday, July 19, 2013	5:40	0:10	60	75	64	43	55	4.2	236	21			
Friday, July 19, 2013	5:50	0:10	60	77	63	48	19	3.5	236	21			
Friday, July 19, 2013	6:00	0:10	62	79	64	48	34	3.8	241	21			
Friday, July 19, 2013	6:10	0:10	62	75	66	51	287	6.0	239	21			
Friday, July 19, 2013	6:20	0:10	62	78	66	51	490	7.0	237	21			
Friday, July 19, 2013	6:30	0:10	61	76	65	50	558	7.2	239	21			
Friday, July 19, 2013	6:40	0:10	64	79	67	51	504	7.1	241	21			
Friday, July 19, 2013	6:50	0:10	60	78	64	50	569	7.5	239	22			
Friday, July 19, 2013	7:00	0:10	63	79	66	50	395	6.7	239	22			
Friday, July 19, 2013	7:10	0:10	63	78	67	51	301	6.2	241	22			
Friday, July 19, 2013	7:20	0:10	61	77	65	50	615	7.7	241	22			
Friday, July 19, 2013	7:30	0:10	63	78	66	56	782	8.1	238	22			
Friday, July 19, 2013	7:40	0:10	63	78	66	52	792	8.1	237	22			
Friday, July 19, 2013	7:50	0:10	63	78	66	57	910	8.6	240	23			
Friday, July 19, 2013	8:00	0:10	62	76	65	57	744	7.8	238	23			
Friday, July 19, 2013	8:10	0:10	68	87	67	57	472	6.8	236	23			
Friday, July 19, 2013	8:20	0:10	67	90	66	50	485	7.1	235	23			
Friday, July 19, 2013	8:30	0:10	63	78	66	51	327	6.1	234	23			
Friday, July 19, 2013	8:40	0:10	63	79	66	50	309	5.9	235	23			
Friday, July 19, 2013	8:50	0:10	64	77	67	49	197	5.5	234	23			
Friday, July 19, 2013	9:00	0:10	63	77	66	48	408	6.7	233	24			
Friday, July 19, 2013	9:10	0:10	64	80	67	50	452	7.0	228	23			
Friday, July 19, 2013	9:20	0:10	62	76	66	50	437	6.7	231	23			
Friday, July 19, 2013	9:30	0:10	64	83	65	49	878	8.3	238	23			
Friday, July 19, 2013	9:40	0:10	63	81	67	49	936	9.0	234	23			
Friday, July 19, 2013	9:50	0:10	65	91	66	51	901	8.4	238	23			
Friday, July 19, 2013	10:00	0:10	62	77	66	49	860	8.3	238	23			
Friday, July 19, 2013	10:10	0:10	63	78	66	51	908	8.5	239	23			
Friday, July 19, 2013	10:20	0:10	64	82	66	51	1064	8.9	236	23			
Friday, July 19, 2013	10:30	0:10	66	85	68	52	857	8.4	223	24			
Friday, July 19, 2013	10:40	0:10	62	77	66	51	557	7.2	226	24			
Friday, July 19, 2013	10:50	0:10	60	72	65	51	430	6.9	222	25			
Friday, July 19, 2013	11:00	0:10	65	82	68	53	754	8.1	220	25			
Friday, July 19, 2013	11:10	0:10	62	77	66	51	394	6.8	214	26			
Friday, July 19, 2013	11:20	0:10	70	98	71	53	426	6.5	222	26			
Friday, July 19, 2013	11:30	0:10	63	76	66	51	678	7.7	222	26			
Friday, July 19, 2013	11:40	0:10	63	80	65	52	798	8.2	229	26			
Friday, July 19, 2013	11:50	0:10	61	75	64	52	946	8.9	232	25			
Friday, July 19, 2013	12:00	0:10	63	79	66	51	1108	9.1	236	26			
Friday, July 19, 2013	12:10	0:10	61	77	64	49	1289	9.5	239	27			
Friday, July 19, 2013	12:20	0:10	61	73	65	52	1299	9.8	241	27			
Friday, July 19, 2013	12:30	0:10	62	79	65	53	1343	10.5	236	27			
Friday, July 19, 2013	12:40	0:10	62	79	65	53	1506	10.9	239	27			
Friday, July 19, 2013	12:50	0:10	61	77	64	52	1607	11.0	245	27			
Friday, July 19, 2013	13:00	0:10	64	85	66	55	1847	13.4	244	27			
Friday, July 19, 2013	13:10	0:10	61	75	64	53	1941	13.9	239	28			
Friday, July 19, 2013	13:20	0:10	61	75	65	55	1896	13.3	245	28			
Friday, July 19, 2013	13:30	0:10	61	78	64	53	1866	13.4	244	28	1.1	3.9	0.0
Friday, July 19, 2013	13:40	0:10	61	77	65	53	1777	12.4	246	28	1.5	5.4	0.0
Friday, July 19, 2013	13:50	0:10	61	75	64	52	1621	12.2	245	28	1.3	5.2	0.0
Friday, July 19, 2013	14:00	0:10	62	75	65	53	1784	12.5	243	28	1.3	5.0	0.0
Friday, July 19, 2013	14:10	0:10	63	82	65	52	1786	12.9	246	28	1.5	5.0	0.0
Friday, July 19, 2013	14:20	0:10	63	80	65	52	1731	12.5	238	28	1.3	4.8	0.0
Friday, July 19, 2013	14:30	0:10	62	77	65	54	1837	13.1	241	29	1.1	5.4	0.0
Friday, July 19, 2013	14:40	0:10	61	73	64	54	1641	12.0	244	29	1.1	4.6	0.0
Friday, July 19, 2013	14:50	0:10	62	76	65	53	1892	13.2	234	29	1.1	5.0	0.0
Friday, July 19, 2013	15:00	0:10	63	78	66	53	1774	12.7	242	29	1.9	6.9	0.0
Friday, July 19, 2013	15:10	0:10	61	79	64	51	1738	12.3	236	29	1.1	5.2	0.0
Friday, July 19, 2013	15:20	0:10	61	70	64	54	1784	13.1	243	29	1.7	6.1	0.0
Friday, July 19, 2013	15:30	0:10	62	76	65	52	1565	12.0	234	29	1.9	7.0	0.0
Friday, July 19, 2013	15:40	0:10	62	81	65	54	1479	11.3	232	29	1.5	5.4	0.0
Friday, July 19, 2013	15:50	0:10	63	78	66	54	1604	11.6	237	29	1.3	5.4	0.0
Friday, July 19, 2013	16:00	0:10	62	78	65	53	1500	11.2	238	29	0.9	5.0	0.0
Friday, July 19, 2013	16:10	0:10	64	80	66	53	1573	11.4	239	29	0.6	3.3	0.0
Friday, July 19, 2013	16:20	0:10	63	76	65	55	1369	10.7	241	29	1.1	6.5	0.0
Friday, July 19, 2013	16:30	0:10	62	74	65	53	1748	12.4	235	29	1.3	4.6	0.0
Friday, July 19, 2013	16:40	0:10	62	78	65	52	1727	12.4	234	29	1.7	5.2	0.0
Friday, July 19, 2013	16:50	0:10	62	75	65	53	1373	10.5	232	29	0.6	3.3	0.0
Friday, July 19, 2013	17:00	0:10	63	82	66	52	1588	11.5	231	29	1.3	5.7	0.0
Friday, July 19, 2013	17:10	0:10	62	79	65	53	1778	12.4	240	29	1.1	4.4	0.0
Friday, July 19, 2013	17:20	0:10	63	78	66	53	1528	11.0	240	29	0.9	5.6	0.0
Friday, July 19, 2013	17:30	0:10	62	76	65	52	1788	12.6	246	29	1.3	4.1	0.0
Friday, July 19, 2013	17:40	0:10	62	76	65	53	1289	10.2	242	28	0.6	2.8	0.0
Friday, July 19, 2013	17:50	0:10	62	76	65	52	1720	11.5	240	28	0.6	3.5	0.0
Friday, July 19, 2013	18:00	0:10	64	86	65	55	1924	12.8	241	28	0.4	3.0	0.0
Friday, July 19, 2013	18:10	0:10	61	77	64	52	1484	10.7	240	28	0.9	5.7	0.0
Friday, July 19, 2013	18:20	0:10	61	75	65	51	1293	10.3	244	28	1.3	4.6	0.0
Friday, July 19, 2013	18:30	0:10	61	74	64	52	1684	11.6	245	27	0.9	4.1	0.0
Friday, July 19, 2013	18:40	0:10	61	76	64	51	1750	12.2	238	27	0.6	3.2	0.0
Friday, July 19, 2013	18:50	0:10	61	75	64	51	1656	11.7	241	27	0.9	5.6	0.0
Friday, July 19, 2013	19:00	0:10	59	70	63	52	1918	13.4	240	27	0.9	3.5	0.0
Friday, July 19, 2013	19:10	0:10	60	72	64	53	1792	12.8	244	27	0.7	5.2	0.0

Table A-5: Location 3 Summer Compliance Evaluation

Date	Time	Duration	Leq	Lmax	L(10)	L(90)	WT E2	WT E2	Onsite Met	Onsite Met	Loc. 6	Loc. 6	Loc. 6
	Start Time	(min)	(dBA)	(dBA)	(dBA)	(dBA)	Output (kW)	HH WS (m/s)	WD @ 75m (degrees)	Temp. (°C)	Avg. WS @ 2m (m/s)	Gust WS @ 2m (m/s)	Precip. (mm)
Friday, July 19, 2013	19:20	0:10	60	78	63	51	1836	13.0	243	27	0.4	3.0	0.0
Friday, July 19, 2013	19:30	0:10	61	81	63	51	1945	13.4	243	27	0.2	3.9	0.0
Friday, July 19, 2013	19:40	0:10	61	75	65	53	1907	13.1	244	27	0.4	3.2	0.0
Friday, July 19, 2013	19:50	0:10	67	83	71	54	1965	13.9	245	26	0.4	2.8	0.0
Friday, July 19, 2013	20:00	0:10	70	90	72	53	1856	12.8	242	26	0.4	3.2	0.0
Friday, July 19, 2013	20:10	0:10	65	84	67	50	1873	12.9	241	26	0.2	2.4	0.0
Friday, July 19, 2013	20:20	0:10	63	84	65	50	1727	12.2	239	26	0.2	2.2	0.0
Friday, July 19, 2013	20:30	0:10	71	85	75	54	1716	12.0	241	26	0.4	3.2	0.0
Friday, July 19, 2013	20:40	0:10	70	84	75	55	1802	12.5	242	26	0.0	0.2	0.0
Friday, July 19, 2013	20:50	0:10	67	81	71	52	1952	14.2	243	26	0.2	2.4	0.0
Friday, July 19, 2013	21:00	0:10	69	82	73	55	1920	13.2	241	26	0.0	2.2	0.0
Friday, July 19, 2013	21:10	0:10	58	71	61	50	1883	12.7	243	26	0.0	0.7	0.0
Friday, July 19, 2013	21:20	0:10	68	82	71	52	1988	15.5	259	26	1.7	6.1	0.0
Friday, July 19, 2013	21:30	0:10	66	79	70	56	1993	14.5	295	23	0.6	4.1	0.3
Friday, July 19, 2013	21:40	0:10	67	84	70	52	1851	12.3	283	21	0.2	2.0	0.0
Friday, July 19, 2013	21:50	0:10	65	81	68	51	1973	13.1	277	21	0.2	1.9	0.5
Friday, July 19, 2013	22:00	0:10	71	94	68	49	1999	14.0	287	20	0.2	3.2	0.3
Friday, July 19, 2013	22:10	0:10	79	101	81	48	2000	14.4	282	20	0.0	0.0	0.0
Friday, July 19, 2013	22:20	0:10	81	104	84	50	1952	12.3	279	20	0.0	0.2	0.0
Friday, July 19, 2013	22:30	0:10	67	91	64	40	1412	10.2	282	20	0.0	0.0	0.0
Friday, July 19, 2013	22:40	0:10	60	79	62	43	1135	9.3	279	20	0.0	0.0	0.0
Friday, July 19, 2013	22:50	0:10	54	68	57	41	919	8.7	272	20	0.0	0.0	0.0
Friday, July 19, 2013	23:00	0:10	53	66	59	41	716	7.9	271	21	0.0	0.0	0.0
Friday, July 19, 2013	23:10	0:10	53	73	55	40	688	8.2	275	21	0.0	0.0	0.0
Friday, July 19, 2013	23:20	0:10	53	69	56	40	1070	9.2	278	21	0.0	0.0	0.0
Friday, July 19, 2013	23:30	0:10	54	68	59	41	1310	10.0	274	21	0.0	0.0	0.0
Friday, July 19, 2013	23:40	0:10	52	68	56	40	1340	9.9	263	22	0.0	0.0	0.0
Friday, July 19, 2013	23:50	0:10	53	67	58	42	1138	9.5	235	22	0.0	0.9	0.0
Saturday, July 20, 2013	0:00	0:10	49	64	51	41	1639	11.6	223	21	0.2	3.0	0.0
Saturday, July 20, 2013	0:10	0:10	57	80	51	42	1756	12.7	229	20	0.0	1.1	0.3
Saturday, July 20, 2013	0:20	0:10	58	80	60	51	1996	17.2	240	20	0.2	4.1	0.5
Saturday, July 20, 2013	0:30	0:10	57	76	59	45	1995	15.5	243	19	0.0	0.9	0.0
Saturday, July 20, 2013	0:40	0:10	50	65	49	43	1976	13.2	241	20	0.0	0.0	0.0
Saturday, July 20, 2013	0:50	0:10	50	66	50	42	1804	12.7	243	21	0.4	4.1	0.0
Saturday, July 20, 2013	1:00	0:10	50	67	51	42	1916	14.0	236	21	0.0	3.2	0.0
Saturday, July 20, 2013	1:10	0:10	54	76	49	42	1994	16.3	238	21	0.7	3.9	0.0
Saturday, July 20, 2013	1:20	0:10	51	72	48	41	2000	17.6	240	21	0.7	4.1	0.0
Saturday, July 20, 2013	1:30	0:10	50	67	48	41	2000	18.9	245	21	0.7	3.3	0.0
Saturday, July 20, 2013	1:40	0:10	45	62	45	42	1985	14.9	247	21	0.9	3.9	0.0
Saturday, July 20, 2013	1:50	0:10	43	53	44	42	1984	13.3	256	21	1.5	6.3	0.0
Saturday, July 20, 2013	2:00	0:10	48	64	49	42	1002	14.0	262	20	1.1	5.0	0.0
Saturday, July 20, 2013	2:10	0:10	52	73	45	41	-4	14.8	260	20	1.9	6.1	0.0
Saturday, July 20, 2013	2:20	0:10	46	64	43	41	-4	15.0	260	20	1.5	5.2	0.0
Saturday, July 20, 2013	2:30	0:10	46	63	42	40	-4	13.2	256	20	1.5	4.4	0.0
Saturday, July 20, 2013	2:40	0:10	45	64	42	40	-4	11.0	257	20	1.5	5.9	0.0
Saturday, July 20, 2013	2:50	0:10	41	52	42	40	-4	12.1	257	20	1.5	5.2	0.0
Saturday, July 20, 2013	3:00	0:10	41	44	41	40	1585	12.1	254	20	1.1	5.0	0.0
Saturday, July 20, 2013	3:10	0:10	47	69	42	40	1818	11.5	259	20	0.7	4.1	0.0
Saturday, July 20, 2013	3:20	0:10	51	75	45	40	1674	11.1	253	20	0.7	3.7	0.0
Saturday, July 20, 2013	3:30	0:10	46	68	41	40	1470	10.3	255	20	0.7	3.5	0.0
Saturday, July 20, 2013	3:40	0:10	46	64	43	40	1883	12.0	260	20	0.4	3.7	0.0
Saturday, July 20, 2013	3:50	0:10	41	46	41	40	1722	11.1	256	21	0.6	4.4	0.0
Saturday, July 20, 2013	4:00	0:10	49	71	44	39	1932	13.1	254	21	0.4	3.0	0.0
Saturday, July 20, 2013	4:10	0:10	40	45	41	39	1971	13.0	248	21	0.7	3.2	0.0
Saturday, July 20, 2013	4:20	0:10	49	66	49	40	1931	13.0	255	21	0.6	3.3	0.0
Saturday, July 20, 2013	4:30	0:10	49	71	46	40	1962	13.0	249	21	0.4	3.3	0.0
Saturday, July 20, 2013	4:40	0:10	47	67	43	40	1889	12.1	239	20	0.6	2.8	0.0
Saturday, July 20, 2013	4:50	0:10	48	68	44	41	1919	12.1	236	20	0.6	3.9	0.0
Saturday, July 20, 2013	5:00	0:10	55	76	56	41	1897	12.1	239	20	0.2	2.2	0.0
Saturday, July 20, 2013	5:10	0:10	51	67	53	42	1551	10.4	250	20	0.2	3.2	0.0
Saturday, July 20, 2013	5:20	0:10	57	77	58	42	1101	8.9	247	20	0.0	1.9	0.0
Saturday, July 20, 2013	5:30	0:10	55	72	59	43	1180	9.4	244	20	0.0	2.4	0.0
Saturday, July 20, 2013	5:40	0:10	51	67	52	42	1702	11.0	249	20	0.2	3.0	0.0
Saturday, July 20, 2013	5:50	0:10	52	71	53	41	1708	10.8	259	20	0.7	4.4	0.0
Saturday, July 20, 2013	6:00	0:10	57	79	60	41	1954	12.5	257	20	0.4	3.5	0.0
Saturday, July 20, 2013	6:10	0:10	56	70	61	42	1966	12.3	256	20	0.6	3.5	0.0
Saturday, July 20, 2013	6:20	0:10	54	70	59	41	1838	11.5	255	20	0.4	3.5	0.0
Saturday, July 20, 2013	6:30	0:10	59	74	63	42	1915	12.1	260	20	0.4	3.5	0.0
Saturday, July 20, 2013	6:40	0:10	58	74	62	41	1895	12.0	260	20	0.4	3.7	0.0
Saturday, July 20, 2013	6:50	0:10	56	69	61	41	1826	11.4	265	20	0.7	4.4	0.0
Saturday, July 20, 2013	7:00	0:10	59	74	64	46	1621	10.7	260	20	0.4	3.9	0.0
Saturday, July 20, 2013	7:10	0:10	58	71	63	47	1443	10.1	252	21	0.4	3.2	0.0
Saturday, July 20, 2013	7:20	0:10	61	80	64	47	1096	8.9	247	21	0.4	3.7	0.0
Saturday, July 20, 2013	7:30	0:10	62	74	65	59	1221	9.6	255	20	0.4	3.7	0.0
Saturday, July 20, 2013	7:40	0:10	61	73	66	49	1122	9.3	255	21	1.3	4.6	0.0
Saturday, July 20, 2013	7:50	0:10	59	72	63	47	827	8.2	243	21	0.6	3.9	0.0
Saturday, July 20, 2013	8:00	0:10	60	72	65	47	869	8.7	252	22	0.7	4.1	0.0
Saturday, July 20, 2013	8:10	0:10	61	72	65	50	954	9.0	272	22	0.6	6.1	0.0
Saturday, July 20, 2013	8:20	0:10	62	77	65	50	654	7.8	281	22	0.9	4.8	0.0
Saturday, July 20, 2013	8:30	0:10	61	76	65	51	834	8.4	272	23	0.6	6.3	0.0
Saturday, July 20, 2013	8:40	0:10	60	72	64	50	405	6.5	274	23	0.6	4.4	0.0
Saturday, July 20, 2013	8:50	0:10	61	76	64	51	236	5.8	270	23	0.6	3.5	0.0
Saturday, July 20, 2013	9:00	0:10	60	77	64	49	381	6.7	270	23	0.6	3.9	0.0
Saturday, July 20, 2013	9:10	0:10	61	71	65	51	835	8.3	255	23	0.4	3.5	0.0
Saturday, July 20, 2013	9:20	0:10	62	75	65	51	795	8.3	242	22	0.4	2.8	0.0
Saturday, July 20, 2013	9:30	0:10	62	74	66	52	1292	9.9	266	22	0.9	4.4	0.0
Saturday, July 20, 2013	9:40	0:10	61	79	64	51	1374	10.2	272	22	0.7	4.3	0.0
Saturday, July 20, 2013	9:50	0:10	61	76	65	51	1565	10.8	269	22	1.1	4.3	0.0
Saturday, July 20, 2013	10:00	0:10	63	80	65	52	1479	10.6	267	23	1.1	4.8	0.0
Saturday, July 20, 2013	10:10	0:10	62	73	65	54	1735	12.2	270	24	0.9	4.6	0.0
Saturday, July 20, 2013	10:20	0:10	62	73	65	55	1959	13.1	270	23	1.5	4.3	0.0

Table A-5: Location 3 Summer Compliance Evaluation

Date	Time	Duration	Leq	Lmax	L(10)	L(90)	WT E2	WT E2	Onsite Met	Onsite Met	Loc. 6	Loc. 6	Loc. 6
	Start Time	(min)	(dBA)	(dBA)	(dBA)	(dBA)	Output (kW)	HH WS (m/s)	WD @ 75m (degrees)	Temp. (°C)	Avg. WS @ 2m (m/s)	Gust WS @ 2m (m/s)	Precip. (mm)
Saturday, July 20, 2013	10:30	0:10	62	77	65	54	1968	13.8	276	23	0.7	4.3	0.0
Saturday, July 20, 2013	10:40	0:10	61	77	64	53	1764	11.9	279	23	1.1	5.2	0.0
Saturday, July 20, 2013	10:50	0:10	61	73	64	53	1923	12.8	276	24	0.7	4.4	0.0
Saturday, July 20, 2013	11:00	0:10	61	69	64	53	1931	13.0	270	24	1.1	4.1	0.0
Saturday, July 20, 2013	11:10	0:10	61	75	64	54	1687	12.2	273	24	1.3	3.9	0.0
Saturday, July 20, 2013	11:20	0:10	61	73	64	53	1786	12.2	269	24	1.5	5.2	0.0
Saturday, July 20, 2013	11:30	0:10	63	83	64	53	1718	11.5	266	23	1.3	5.2	0.0
Saturday, July 20, 2013	11:40	0:10	62	75	65	55	1612	11.3	265	24	1.1	3.5	0.0
Saturday, July 20, 2013	11:50	0:10	61	75	64	53	1779	12.1	272	24	1.5	4.8	0.0
Saturday, July 20, 2013	12:00	0:10	60	74	64	52	1246	10.0	253	25	1.1	4.6	0.0
Saturday, July 20, 2013	12:10	0:10	60	69	63	52	1667	11.5	245	24	0.0	0.4	0.0
Saturday, July 20, 2013	12:20	0:10	64	86	66	52	1676	12.3	244	24	2.2	5.4	0.0
Saturday, July 20, 2013	12:30	0:10	60	74	65	51	1974	14.6	243	24	1.9	4.6	0.0
Saturday, July 20, 2013	12:40	0:10	62	75	64	54	1982	13.9	241	24	1.3	4.1	0.0
Saturday, July 20, 2013	12:50	0:10	61	74	64	54	1701	12.1	232	23	1.9	5.2	0.0
Saturday, July 20, 2013	13:00	0:10	62	76	66	53	928	8.6	239	23	1.5	5.0	0.0
Saturday, July 20, 2013	13:10	0:10	69	91	67	52	1144	9.8	240	23	1.3	4.8	0.0
Saturday, July 20, 2013	13:20	0:10	65	87	64	53	1609	11.2	240	23	1.1	4.4	0.0
Saturday, July 20, 2013	13:30	0:10	60	74	63	52	1844	12.4	239	23	1.5	4.8	0.0
Saturday, July 20, 2013	13:40	0:10	60	72	64	52	1684	11.7	236	23	1.3	3.3	0.0
Saturday, July 20, 2013	13:50	0:10	60	73	64	52	1505	11.1	237	24	2.0	5.4	0.0
Saturday, July 20, 2013	14:00	0:10	61	78	64	53	1720	12.3	241	25	1.7	4.4	0.0
Saturday, July 20, 2013	14:10	0:10	62	76	64	55	1846	12.2	251	25	2.0	5.2	0.0
Saturday, July 20, 2013	14:20	0:10	61	71	64	55	1785	12.1	249	26	1.3	3.5	0.0
Saturday, July 20, 2013	14:30	0:10	59	71	63	52	1761	11.8	260	25	1.7	4.6	0.0
Saturday, July 20, 2013	14:40	0:10	63	93	65	54	1880	12.4	266	24	1.1	3.5	0.0
Saturday, July 20, 2013	14:50	0:10	62	79	64	53	1899	12.4	252	24	1.7	5.0	0.0
Saturday, July 20, 2013	15:00	0:10	61	72	64	53	1365	10.3	249	24	1.9	4.3	0.0
Saturday, July 20, 2013	15:10	0:10	60	73	63	52	1503	10.7	250	24	1.1	3.3	0.0
Saturday, July 20, 2013	15:20	0:10	60	71	63	53	1339	10.1	245	24	1.5	3.9	0.0
Saturday, July 20, 2013	15:30	0:10	61	73	65	51	1094	9.3	246	24	1.3	3.3	0.0
Saturday, July 20, 2013	15:40	0:10	62	78	65	51	1093	9.5	240	25	1.9	4.3	0.0
Saturday, July 20, 2013	15:50	0:10	60	73	64	51	1336	10.2	244	25	1.9	4.4	0.0
Saturday, July 20, 2013	16:00	0:10	60	76	64	51	1343	10.4	243	25	1.7	5.4	0.0
Saturday, July 20, 2013	16:10	0:10	62	70	65	52	1702	11.3	259	25	2.2	5.2	0.0
Saturday, July 20, 2013	16:20	0:10	66	73	69	60	1807	15.5	286	24	2.0	5.7	2.0
Saturday, July 20, 2013	16:30	0:10	63	74	67	55	1995	15.1	270	19	1.1	5.4	1.5
Saturday, July 20, 2013	16:40	0:10	63	73	66	53	1959	13.0	268	19	0.6	3.5	0.0
Saturday, July 20, 2013	16:50	0:10	60	73	64	51	1996	15.1	281	19	0.9	5.2	0.0
Saturday, July 20, 2013	17:00	0:10	61	75	64	53	1992	15.5	276	19	0.0	1.5	0.0
Saturday, July 20, 2013	17:10	0:10	62	72	66	53	1966	14.3	276	19	0.2	3.2	0.0
Saturday, July 20, 2013	17:20	0:10	61	75	65	54	1983	13.9	274	19	0.2	3.0	0.0
Saturday, July 20, 2013	17:30	0:10	60	70	64	53	1999	14.1	273	20	0.0	1.5	0.0
Saturday, July 20, 2013	17:40	0:10	61	71	65	51	1992	14.5	270	21	0.2	3.2	0.0
Saturday, July 20, 2013	17:50	0:10	62	82	65	52	1998	14.4	270	20	0.7	4.6	0.0
Saturday, July 20, 2013	18:00	0:10	61	73	65	53	1979	12.8	265	21	0.0	1.5	0.0
Saturday, July 20, 2013	18:10	0:10	61	80	64	51	1958	12.6	262	21	0.2	2.8	0.0
Saturday, July 20, 2013	18:20	0:10	61	77	64	51	1863	11.7	257	21	0.2	2.4	0.0
Saturday, July 20, 2013	18:30	0:10	60	72	63	51	1711	11.0	256	21	0.4	3.3	0.0
Saturday, July 20, 2013	18:40	0:10	59	74	63	50	1647	10.8	261	20	0.4	3.7	0.0
Saturday, July 20, 2013	18:50	0:10	61	75	65	51	1908	12.0	268	20	0.2	2.4	0.0
Saturday, July 20, 2013	19:00	0:10	60	73	64	51	1733	11.5	276	20	0.2	3.0	0.0
Saturday, July 20, 2013	19:10	0:10	61	71	65	52	1261	10.1	284	20	0.4	3.7	0.0
Saturday, July 20, 2013	19:20	0:10	61	80	64	48	1279	9.7	299	20	0.2	2.8	0.0
Saturday, July 20, 2013	19:30	0:10	59	71	64	50	1710	11.0	280	20	0.4	3.0	0.0
Saturday, July 20, 2013	19:40	0:10	57	69	62	49	1644	11.0	288	20	0.4	4.6	0.0
Saturday, July 20, 2013	19:50	0:10	60	78	64	50	1735	11.6	299	20	0.2	1.7	0.0
Saturday, July 20, 2013	20:00	0:10	59	70	63	50	1526	10.6	293	19	0.0	1.7	0.0
Saturday, July 20, 2013	20:10	0:10	59	71	63	50	1418	10.5	297	19	0.0	2.2	0.0
Saturday, July 20, 2013	20:20	0:10	57	69	62	49	1434	10.5	297	19	0.0	0.0	0.0
Saturday, July 20, 2013	20:30	0:10	58	71	62	49	1193	9.9	292	19	0.0	0.0	0.0
Saturday, July 20, 2013	20:40	0:10	58	68	62	47	1241	9.9	291	19	0.0	0.0	0.0
Saturday, July 20, 2013	20:50	0:10	58	72	62	46	887	8.6	295	19	0.0	2.4	0.0
Saturday, July 20, 2013	21:00	0:10	56	67	61	44	714	8.1	304	19	0.0	0.0	0.0
Saturday, July 20, 2013	21:10	0:10	59	75	63	43	662	7.9	314	19	0.0	0.0	0.0
Saturday, July 20, 2013	21:20	0:10	59	76	63	40	709	8.0	303	19	0.0	0.0	0.0
Saturday, July 20, 2013	21:30	0:10	59	76	63	41	453	7.1	300	18	0.0	0.0	0.0
Saturday, July 20, 2013	21:40	0:10	58	73	62	41	385	6.8	303	19	0.0	0.0	0.0
Saturday, July 20, 2013	21:50	0:10	58	73	62	41	351	6.6	299	18	0.0	0.0	0.0
Saturday, July 20, 2013	22:00	0:10	56	68	62	38	305	6.3	307	18	0.0	0.0	0.0
Saturday, July 20, 2013	22:10	0:10	59	74	63	41	285	6.1	302	18	0.0	0.0	0.0
Saturday, July 20, 2013	22:20	0:10	57	72	62	40	205	5.5	300	18	0.0	0.0	0.0
Saturday, July 20, 2013	22:30	0:10	56	72	60	39	138	4.9	301	18	0.0	0.0	0.0
Saturday, July 20, 2013	22:40	0:10	56	75	60	39	133	4.9	302	18	0.0	0.0	0.0
Saturday, July 20, 2013	22:50	0:10	55	70	59	40	168	5.2	295	18	0.0	0.0	0.0
Saturday, July 20, 2013	23:00	0:10	53	68	57	38	119	4.8	290	18	0.0	0.0	0.0
Saturday, July 20, 2013	23:10	0:10	52	67	57	38	82	4.6	289	17	0.0	0.0	0.0
Saturday, July 20, 2013	23:20	0:10	53	73	56	39	97	4.5	285	17	0.0	0.0	0.0
Saturday, July 20, 2013	23:30	0:10	54	68	59	39	160	5.1	285	17	0.0	0.0	0.0
Saturday, July 20, 2013	23:40	0:10	51	66	55	38	173	5.2	285	17	0.0	0.0	0.0
Saturday, July 20, 2013	23:50	0:10	50	63	55	38	177	5.2	282	17	0.0	0.0	0.0
Sunday, July 21, 2013	0:00	0:10	49	66	51	38	276	5.9	279	17	0.0	0.0	0.0
Sunday, July 21, 2013	0:10	0:10	52	72	52	38	285	6.0	277	17	0.0	0.0	0.0
Sunday, July 21, 2013	0:20	0:10	50	68	53	38	164	5.2	275	17	0.0	0.0	0.0
Sunday, July 21, 2013	0:30	0:10	51	67	54	40	164	5.3	276	17	0.0	0.0	0.0
Sunday, July 21, 2013	0:40	0:10	45	64	41	37	396	6.7	277	17	0.0	0.0	0.0
Sunday, July 21, 2013	0:50	0:10	49	66	49	37	454	6.8	282	17	0.0	0.0	0.0
Sunday, July 21, 2013	1:00	0:10	47	65	42	37	383	6.6	296	17	0.0	0.0	0.0
Sunday, July 21, 2013	1:10	0:10	55	77	55	38	341	6.4	294	17	0.0	0.0	0.0
Sunday, July 21, 2013	1:20	0:10	38	45	39	37	145	5.0	282	17	0.0	0.0	0.0
Sunday, July 21, 2013	1:30	0:10	51	72	45	37	26	3.7	288	17	0.0	0.0	0.0

Table A-5: Location 3 Summer Compliance Evaluation

Date	Time	Duration	Leq	Lmax	L(10)	L(90)	WT E2	WT E2	Onsite Met	Onsite Met	Loc. 6	Loc. 6	Loc. 6
	Start Time	(min)	(dBA)	(dBA)	(dBA)	(dBA)	Output (kW)	HH WS (m/s)	WD @ 75m (degrees)	Temp. (°C)	Avg. WS @ 2m (m/s)	Gust WS @ 2m (m/s)	Precip. (mm)
Sunday, July 21, 2013	1:40	0:10	49	72	40	37	36	4.0	311	17	0.0	0.0	0.0
Sunday, July 21, 2013	1:50	0:10	50	70	49	38	31	3.8	320	16	0.0	0.0	0.0
Sunday, July 21, 2013	2:00	0:10	38	46	39	37	-4	5.0	322	16	0.0	0.0	0.0
Sunday, July 21, 2013	2:10	0:10	49	69	44	37	-4	6.6	313	16	0.0	0.0	0.0
Sunday, July 21, 2013	2:20	0:10	38	47	39	37	-4	6.8	311	16	0.0	0.0	0.0
Sunday, July 21, 2013	2:30	0:10	42	63	40	37	-4	6.1	319	16	0.0	0.0	0.0
Sunday, July 21, 2013	2:40	0:10	49	69	41	37	-4	5.9	320	16	0.0	0.0	0.0
Sunday, July 21, 2013	2:50	0:10	45	67	39	37	-4	6.9	319	16	0.0	0.0	0.0
Sunday, July 21, 2013	3:00	0:10	44	65	39	37	153	5.7	317	16	0.0	0.0	0.0
Sunday, July 21, 2013	3:10	0:10	47	67	42	37	198	5.4	323	16	0.0	0.0	0.0
Sunday, July 21, 2013	3:20	0:10	46	66	40	37	256	5.8	322	16	0.0	0.0	0.0
Sunday, July 21, 2013	3:30	0:10	44	65	39	37	188	5.4	324	16	0.0	0.0	0.0
Sunday, July 21, 2013	3:40	0:10	48	67	41	37	121	4.5	331	15	0.0	0.0	0.0
Sunday, July 21, 2013	3:50	0:10	47	69	40	37	10	3.1	336	16	0.0	0.0	0.0
Sunday, July 21, 2013	4:00	0:10	45	63	40	36	6	2.9	340	15	0.0	0.0	0.0
Sunday, July 21, 2013	4:10	0:10	45	67	39	36	7	2.9	348	15	0.0	0.0	0.0
Sunday, July 21, 2013	4:20	0:10	53	74	50	37	54	4.1	346	16	0.0	0.0	0.0
Sunday, July 21, 2013	4:30	0:10	54	74	53	37	121	4.8	340	16	0.0	0.0	0.0
Sunday, July 21, 2013	4:40	0:10	48	69	41	37	108	4.6	332	16	0.0	0.0	0.0
Sunday, July 21, 2013	4:50	0:10	47	66	43	38	256	5.9	320	16	0.0	0.0	0.0
Sunday, July 21, 2013	5:00	0:10	58	82	48	38	236	5.6	322	15	0.0	0.0	0.0
Sunday, July 21, 2013	5:10	0:10	56	79	54	39	174	5.3	323	15	0.0	0.0	0.0
Sunday, July 21, 2013	5:20	0:10	52	71	53	39	188	5.4	319	15	0.0	0.0	0.0
Sunday, July 21, 2013	5:30	0:10	50	68	52	39	263	5.8	313	15	0.0	0.0	0.0
Sunday, July 21, 2013	5:40	0:10	53	72	55	39	263	5.9	316	15	0.0	0.0	0.0
Sunday, July 21, 2013	5:50	0:10	52	67	55	39	227	5.7	323	15	0.0	0.0	0.0
Sunday, July 21, 2013	6:00	0:10	55	73	60	39	143	4.9	327	15	0.0	0.0	0.0
Sunday, July 21, 2013	6:10	0:10	53	73	54	38	137	4.6	328	16	0.0	0.0	0.0
Sunday, July 21, 2013	6:20	0:10	54	69	59	38	111	4.5	335	16	0.0	0.0	0.0
Sunday, July 21, 2013	6:30	0:10	57	72	62	39	93	4.2	338	16	0.0	0.0	0.0
Sunday, July 21, 2013	6:40	0:10	58	74	62	39	176	5.2	333	16	0.0	0.0	0.0
Sunday, July 21, 2013	6:50	0:10	56	72	60	39	212	5.5	329	16	0.0	0.0	0.0
Sunday, July 21, 2013	7:00	0:10	56	71	61	38	191	5.2	313	17	0.0	0.0	0.0
Sunday, July 21, 2013	7:10	0:10	57	75	61	38	250	5.7	320	17	0.0	0.0	0.0
Sunday, July 21, 2013	7:20	0:10	59	74	63	38	91	4.2	324	17	0.0	0.0	0.0
Sunday, July 21, 2013	7:30	0:10	57	68	62	39	45	3.7	335	17	0.0	0.0	0.0
Sunday, July 21, 2013	7:40	0:10	60	76	64	39	0	2.8	333	17	0.0	0.0	0.0
Sunday, July 21, 2013	7:50	0:10	59	78	63	39	13	3.0	322	18	0.0	0.0	0.0
Sunday, July 21, 2013	8:00	0:10	60	77	64	43	27	3.5	329	18	0.0	0.0	0.0
Sunday, July 21, 2013	8:10	0:10	60	72	65	41	0	2.7	310	18	0.0	0.0	0.0
Sunday, July 21, 2013	8:20	0:10	60	73	64	47	-6	2.1	298	18	0.0	0.0	0.0
Sunday, July 21, 2013	8:30	0:10	61	74	65	49	5	3.0	295	19	0.0	0.7	0.0
Sunday, July 21, 2013	8:40	0:10	61	78	65	51	51	3.8	294	19	0.0	0.0	0.0
Sunday, July 21, 2013	8:50	0:10	61	71	65	49	33	3.4	319	19	0.0	1.3	0.0
Sunday, July 21, 2013	9:00	0:10	60	74	64	50	5	3.1	315	19	0.0	0.0	0.0
Sunday, July 21, 2013	9:10	0:10	60	77	64	49	-2	2.7	303	19	0.0	0.0	0.0
Sunday, July 21, 2013	9:20	0:10	61	77	65	51	21	3.4	265	19	0.0	0.0	0.0
Sunday, July 21, 2013	9:30	0:10	61	74	65	50	31	3.6	272	19	0.0	0.0	0.0
Sunday, July 21, 2013	9:40	0:10	61	75	65	50	16	3.3	275	20	0.0	0.0	0.0
Sunday, July 21, 2013	9:50	0:10	62	78	65	50	10	3.3	302	20	0.0	0.0	0.0
Sunday, July 21, 2013	10:00	0:10	62	77	65	51	30	3.6	316	21	0.0	0.2	0.0
Sunday, July 21, 2013	10:10	0:10	61	77	64	50	-5	2.6	307	20	0.0	0.0	0.0
Sunday, July 21, 2013	10:20	0:10	62	78	65	50	14	3.3	304	20	0.0	1.9	0.0
Sunday, July 21, 2013	10:30	0:10	65	88	66	51	24	3.4	305	20	0.0	0.0	0.0
Sunday, July 21, 2013	10:40	0:10	61	75	65	53	26	3.6	306	20	0.0	0.9	0.0
Sunday, July 21, 2013	10:50	0:10	61	72	64	51	78	4.3	301	20	0.0	0.7	0.0
Sunday, July 21, 2013	11:00	0:10	60	71	63	52	80	4.2	300	20	0.0	0.0	0.0
Sunday, July 21, 2013	11:10	0:10	62	80	65	52	87	4.3	294	20	0.0	1.7	0.0
Sunday, July 21, 2013	11:20	0:10	63	82	67	50	107	4.7	300	21	0.0	0.0	0.0
Sunday, July 21, 2013	11:30	0:10	63	80	66	50	115	4.6	301	21	0.0	0.4	0.0
Sunday, July 21, 2013	11:40	0:10	60	71	64	50	92	4.6	308	21	0.0	0.6	0.0
Sunday, July 21, 2013	11:50	0:10	61	76	65	50	150	5.2	305	21	0.0	0.7	0.0
Sunday, July 21, 2013	12:00	0:10	63	79	67	49	121	5.1	286	21	0.0	0.9	0.0
Sunday, July 21, 2013	12:10	0:10	67	82	70	53	115	4.6	305	21	0.0	0.2	0.0
Sunday, July 21, 2013	12:20	0:10	74	101	67	52	96	4.5	298	21	0.0	0.4	0.0
Sunday, July 21, 2013	12:30	0:10	62	80	65	51	91	4.5	292	21	0.2	2.8	0.0
Sunday, July 21, 2013	12:40	0:10	61	76	64	51	97	4.4	302	22	0.4	2.0	0.0
Sunday, July 21, 2013	12:50	0:10	59	73	63	49	69	4.4	314	21	0.2	2.4	0.0
Sunday, July 21, 2013	13:00	0:10	61	76	64	54	62	4.7	300	21	0.0	1.7	0.0
Sunday, July 21, 2013	13:10	0:10	75	104	66	52	108	4.5	294	21	0.4	2.2	0.0
Sunday, July 21, 2013	13:20	0:10	60	73	63	51	122	4.6	343	21	0.4	2.2	0.0
Sunday, July 21, 2013	13:30	0:10	63	84	63	51	79	4.4	339	21	0.4	1.9	0.0
Sunday, July 21, 2013	13:40	0:10	60	74	63	50	107	4.3	339	21	0.2	2.0	0.0
Sunday, July 21, 2013	13:50	0:10	59	74	63	50	50	3.7	323	21	0.0	2.0	0.0
Sunday, July 21, 2013	14:00	0:10	62	77	65	50	-5	4.1	315	22	0.0	0.4	0.0
Sunday, July 21, 2013	14:10	0:10	62	80	64	50	-4	4.0	316	22	0.0	0.2	0.0
Sunday, July 21, 2013	14:20	0:10	61	76	65	51	-4	2.2	299	23	0.0	0.0	0.0
Sunday, July 21, 2013	14:30	0:10	60	75	64	51	-4	3.3	312	22	0.4	2.4	0.0
Sunday, July 21, 2013	14:40	0:10	62	77	65	51	-4	2.5	284	22	0.4	2.8	0.0
Sunday, July 21, 2013	14:50	0:10	63	81	66	52	-3	3.2	289	22	0.0	1.9	0.0
Sunday, July 21, 2013	15:00	0:10	62	78	65	51	58	4.7	330	22	0.2	2.2	0.0
Sunday, July 21, 2013	15:10	0:10	63	86	65	52	48	3.7	330	22	0.0	1.1	0.0
Sunday, July 21, 2013	15:20	0:10	63	78	66	52	110	4.6	318	21	0.2	2.2	0.0
Sunday, July 21, 2013	15:30	0:10	62	81	65	50	146	5.0	318	21	0.2	1.3	0.0
Sunday, July 21, 2013	15:40	0:10	65	86	68	50	90	4.4	327	22	0.2	1.9	0.0
Sunday, July 21, 2013	15:50	0:10	61	75	64	50	33	4.3	304	22	0.0	0.9	0.0
Sunday, July 21, 2013	16:00	0:10	64	84	67	51	205	5.5	321	22	0.0	0.9	0.0
Sunday, July 21, 2013	16:10	0:10	66	85	67	52	126	4.8	329	22	0.6	3.7	0.0
Sunday, July 21, 2013	16:20	0:10	61	77	65	51	110	4.5	331	22	0.0	1.7	0.0
Sunday, July 21, 2013	16:30	0:10	63	83	65	51	62	4.0	337	22	0.0	3.3	0.0
Sunday, July 21, 2013	16:40	0:10	61	75	65	51	9	2.6	330	23	0.0	0.0	0.0

Table A-5: Location 3 Summer Compliance Evaluation

Date	Time	Duration	Leq	Lmax	L(10)	L(90)	WT E2	WT E2	Onsite Met	Onsite Met	Loc. 6	Loc. 6	Loc. 6
	Start Time	(min)	(dBA)	(dBA)	(dBA)	(dBA)	Output (kW)	HH WS (m/s)	WD @ 75m (degrees)	Temp. (°C)	Avg. WS @ 2m (m/s)	Gust WS @ 2m (m/s)	Precip. (mm)
Sunday, July 21, 2013	16:50	0:10	63	79	65	51	21	3.2	326	23	0.0	0.0	0.0
Sunday, July 21, 2013	17:00	0:10	64	81	66	51	1	2.8	314	22	0.0	1.7	0.0
Sunday, July 21, 2013	17:10	0:10	61	74	65	51	30	3.4	328	22	0.0	0.0	0.0
Sunday, July 21, 2013	17:20	0:10	62	78	65	51	35	3.4	312	22	0.0	0.4	0.0
Sunday, July 21, 2013	17:30	0:10	60	73	63	50	-4	2.4	329	22	0.0	0.0	0.0
Sunday, July 21, 2013	17:40	0:10	61	79	65	50	35	3.7	322	22	0.0	0.0	0.0
Sunday, July 21, 2013	17:50	0:10	61	78	65	51	30	3.5	326	22	0.0	0.0	0.0
Sunday, July 21, 2013	18:00	0:10	61	78	64	49	31	3.5	308	22	0.0	0.0	0.0
Sunday, July 21, 2013	18:10	0:10	64	81	65	50	-1	2.8	316	21	0.0	0.0	0.0
Sunday, July 21, 2013	18:20	0:10	60	72	64	50	26	3.3	311	21	0.0	0.0	0.0
Sunday, July 21, 2013	18:30	0:10	61	75	64	50	45	3.7	310	21	0.0	0.0	0.0
Sunday, July 21, 2013	18:40	0:10	61	74	64	50	16	3.2	326	21	0.0	0.6	0.0
Sunday, July 21, 2013	18:50	0:10	62	84	64	50	40	3.6	315	21	0.0	1.1	0.0
Sunday, July 21, 2013	19:00	0:10	58	70	63	49	36	3.6	320	21	0.0	0.2	0.0
Sunday, July 21, 2013	19:10	0:10	60	78	63	49	50	3.9	321	20	0.0	0.0	0.0
Sunday, July 21, 2013	19:20	0:10	61	79	64	50	55	3.8	314	20	0.0	0.0	0.0
Sunday, July 21, 2013	19:30	0:10	61	80	64	50	49	3.7	309	19	0.0	0.0	0.0
Sunday, July 21, 2013	19:40	0:10	58	71	62	49	58	3.9	319	19	0.0	0.0	0.0
Sunday, July 21, 2013	19:50	0:10	58	71	62	49	59	3.9	320	19	0.0	0.0	0.0
Sunday, July 21, 2013	20:00	0:10	59	74	63	50	38	3.6	320	19	0.0	0.0	0.0
Sunday, July 21, 2013	20:10	0:10	58	68	63	49	14	3.2	323	18	0.0	0.0	0.0
Sunday, July 21, 2013	20:20	0:10	60	76	64	49	-6	2.5	321	18	0.0	0.0	0.0
Sunday, July 21, 2013	20:30	0:10	58	69	62	48	-5	2.0	321	18	0.0	0.0	0.0
Sunday, July 21, 2013	20:40	0:10	58	71	63	47	-4	2.0	321	17	0.0	0.0	0.0
Sunday, July 21, 2013	20:50	0:10	57	70	62	47	-4	1.8	321	17	0.0	0.0	0.0
Sunday, July 21, 2013	21:00	0:10	61	74	65	49	-4	1.6	321	18	0.0	0.0	0.0
Sunday, July 21, 2013	21:10	0:10	62	80	64	48	-4	1.9	321	17	0.0	0.0	0.0
Sunday, July 21, 2013	21:20	0:10	61	75	66	46	-2	1.0	97	17	0.0	0.0	0.0
Sunday, July 21, 2013	21:30	0:10	62	84	65	44	-1	1.2	102	17	0.0	0.0	0.0
Sunday, July 21, 2013	21:40	0:10	59	78	62	43	-1	1.7	88	17	0.0	0.0	0.0
Sunday, July 21, 2013	21:50	0:10	56	70	61	41	-1	2.0	132	17	0.0	0.0	0.0
Sunday, July 21, 2013	22:00	0:10	55	67	60	37	-1	1.1	132	17	0.0	0.0	0.0
Sunday, July 21, 2013	22:10	0:10	55	67	60	39	-1	0.7	132	17	0.0	0.0	0.0
Sunday, July 21, 2013	22:20	0:10	58	75	62	40	-1	0.6	133	17	0.0	0.0	0.0
Sunday, July 21, 2013	22:30	0:10	55	70	59	38	-1	0.9	153	17	0.0	0.0	0.0
Sunday, July 21, 2013	22:40	0:10	54	70	57	39	-1	2.1	153	17	0.0	0.0	0.0
Sunday, July 21, 2013	22:50	0:10	55	73	59	38	-1	2.3	146	17	0.0	0.0	0.0
Sunday, July 21, 2013	23:00	0:10	52	72	51	37	-1	3.0	141	17	0.0	0.0	0.0
Sunday, July 21, 2013	23:10	0:10	48	65	49	37	-6	3.2	136	17	0.0	0.0	0.0
Sunday, July 21, 2013	23:20	0:10	54	77	55	37	-1	3.1	123	17	0.0	0.0	0.0
Sunday, July 21, 2013	23:30	0:10	52	74	52	37	-11	2.9	127	17	0.0	0.0	0.0
Sunday, July 21, 2013	23:40	0:10	50	65	52	37	-4	2.4	112	17	0.0	0.0	0.0
Sunday, July 21, 2013	23:50	0:10	47	64	46	37	-4	2.3	114	17	0.0	0.0	0.0
Monday, July 22, 2013	0:00	0:10	52	72	53	36	-5	2.1	106	17	0.0	0.0	0.0
Monday, July 22, 2013	0:10	0:10	53	73	52	36	-4	2.5	92	17	0.0	0.0	0.0
Monday, July 22, 2013	0:20	0:10	46	67	41	36	-5	2.6	91	17	0.0	0.0	0.0
Monday, July 22, 2013	0:30	0:10	50	66	52	36	-4	1.6	98	16	0.0	0.0	0.0
Monday, July 22, 2013	0:40	0:10	48	65	48	36	-1	1.9	96	16	0.0	0.0	0.0
Monday, July 22, 2013	0:50	0:10	42	62	38	36	0	2.2	83	15	0.0	0.0	0.0
Monday, July 22, 2013	1:00	0:10	50	71	42	36	-1	2.3	95	15	0.0	0.0	0.0
Monday, July 22, 2013	1:10	0:10	37	44	38	36	0	2.2	87	15	0.0	0.0	0.0
Monday, July 22, 2013	1:20	0:10	54	75	42	37	0	1.7	83	15	0.0	0.0	0.0
Monday, July 22, 2013	1:30	0:10	43	63	39	36	-1	1.6	71	16	0.0	0.0	0.0
Monday, July 22, 2013	1:40	0:10	43	63	39	36	-1	1.6	69	16	0.0	0.0	0.0
Monday, July 22, 2013	1:50	0:10	56	78	43	36	-1	1.8	56	16	0.0	0.0	0.0
Monday, July 22, 2013	2:00	0:10	47	69	39	36	0	2.8	55	16	0.0	0.0	0.0
Monday, July 22, 2013	2:10	0:10	37	46	38	36	0	2.4	57	16	0.0	0.0	0.0
Monday, July 22, 2013	2:20	0:10	50	72	46	36	0	3.1	69	16	0.0	0.0	0.0
Monday, July 22, 2013	2:30	0:10	48	68	42	36	0	3.6	78	16	0.0	0.0	0.0
Monday, July 22, 2013	2:40	0:10	44	65	38	36	0	4.2	90	16	0.0	0.0	0.0
Monday, July 22, 2013	2:50	0:10	55	76	47	36	0	4.1	92	16	0.0	0.0	0.0
Monday, July 22, 2013	3:00	0:10	45	65	40	36	28	3.9	99	16	0.0	0.0	0.0
Monday, July 22, 2013	3:10	0:10	55	74	49	37	68	4.3	86	16	0.0	0.0	0.0
Monday, July 22, 2013	3:20	0:10	46	66	42	36	55	4.0	96	15	0.0	0.0	0.0
Monday, July 22, 2013	3:30	0:10	54	75	47	36	40	3.8	104	15	0.0	0.0	0.0
Monday, July 22, 2013	3:40	0:10	52	74	40	36	10	3.4	100	15	0.0	0.0	0.0
Monday, July 22, 2013	3:50	0:10	46	66	40	36	14	3.3	100	15	0.0	0.0	0.0
Monday, July 22, 2013	4:00	0:10	52	71	49	35	41	3.8	91	15	0.0	0.0	0.0
Monday, July 22, 2013	4:10	0:10	54	77	52	35	46	4.0	80	15	0.0	0.0	0.0
Monday, July 22, 2013	4:20	0:10	59	77	61	36	67	4.2	82	15	0.0	0.0	0.0
Monday, July 22, 2013	4:30	0:10	55	76	56	37	60	4.1	86	15	0.0	0.0	0.0
Monday, July 22, 2013	4:40	0:10	54	72	56	37	48	4.0	89	15	0.0	0.0	0.0
Monday, July 22, 2013	4:50	0:10	56	72	60	37	61	4.1	91	15	0.0	0.0	0.0
Monday, July 22, 2013	5:00	0:10	57	78	59	38	97	4.5	86	15	0.0	0.0	0.0
Monday, July 22, 2013	5:10	0:10	59	77	62	40	78	4.4	87	15	0.0	0.0	0.0
Monday, July 22, 2013	5:20	0:10	59	75	62	40	140	4.9	88	15	0.0	0.0	0.0
Monday, July 22, 2013	5:30	0:10	59	74	63	40	193	5.5	90	15	0.0	0.0	0.0
Monday, July 22, 2013	5:40	0:10	61	77	65	39	124	4.7	91	15	0.0	0.0	0.0
Monday, July 22, 2013	5:50	0:10	57	70	63	41	99	4.7	96	15	0.0	0.0	0.0
Monday, July 22, 2013	6:00	0:10	59	75	63	42	110	4.7	101	15	0.0	0.0	0.0
Monday, July 22, 2013	6:10	0:10	60	76	64	43	139	4.9	99	15	0.0	0.0	0.0
Monday, July 22, 2013	6:20	0:10	60	77	64	42	58	4.1	102	15	0.0	0.0	0.0
Monday, July 22, 2013	6:30	0:10	63	80	66	43	124	4.9	101	16	0.0	0.0	0.0
Monday, July 22, 2013	6:40	0:10	61	74	65	45	107	4.6	100	16	0.0	0.0	0.0
Monday, July 22, 2013	6:50	0:10	68	98	66	46	114	4.9	97	16	0.0	0.0	0.0
Monday, July 22, 2013	7:00	0:10	61	76	65	41	95	4.6	96	16	0.0	0.0	0.0
Monday, July 22, 2013	7:10	0:10	64	83	66	48	113	5.1	90	16	0.0	0.0	0.0
Monday, July 22, 2013	7:20	0:10	65	86	64	45	136	5.0	86	16	0.0	0.0	0.0
Monday, July 22, 2013	7:30	0:10	62	79	66	44	164	5.2	88	16	0.0	0.0	0.0
Monday, July 22, 2013	7:40	0:10	63	79	66	45	197	5.3	87	16	0.0	0.0	0.0
Monday, July 22, 2013	7:50	0:10	61	81	64	46	221	5.7	86	15	0.0	0.0	0.0

Table A-5: Location 3 Summer Compliance Evaluation

Date	Time	Duration	Leq	Lmax	L(10)	L(90)	WT E2	WT E2	Onsite Met	Onsite Met	Loc. 6	Loc. 6	Loc. 6
	Start Time	(min)	(dBA)	(dBA)	(dBA)	(dBA)	Output (kW)	HH WS (m/s)	WD @ 75m (degrees)	Temp. (°C)	Avg. WS @ 2m (m/s)	Gust WS @ 2m (m/s)	Precip. (mm)
Monday, July 22, 2013	8:00	0:10	63	78	65	45	219	5.7	90	15	0.0	0.0	0.0
Monday, July 22, 2013	8:10	0:10	68	93	70	47	234	5.7	87	15	0.0	0.0	0.0
Monday, July 22, 2013	8:20	0:10	61	79	64	44	314	6.2	89	15	0.0	0.0	0.0
Monday, July 22, 2013	8:30	0:10	59	76	62	43	323	6.1	92	15	0.0	0.0	0.0
Monday, July 22, 2013	8:40	0:10	57	71	61	43	491	7.2	97	15	0.0	0.0	0.0
Monday, July 22, 2013	8:50	0:10	61	80	63	44	450	7.0	103	15	0.0	0.0	0.0
Monday, July 22, 2013	9:00	0:10	57	72	61	44	321	6.3	101	16	0.0	0.0	0.0
Monday, July 22, 2013	9:10	0:10	67	83	71	43	237	5.7	91	16	0.0	0.0	0.0
Monday, July 22, 2013	9:20	0:10	69	88	70	50	178	5.4	89	16	0.0	0.0	0.0
Monday, July 22, 2013	9:30	0:10	58	68	62	45	172	5.1	105	16	0.0	0.0	0.0
Monday, July 22, 2013	9:40	0:10	59	74	63	43	108	4.5	118	16	0.0	0.0	0.0
Monday, July 22, 2013	9:50	0:10	58	70	62	43	94	4.5	122	16	0.0	0.0	0.0
Monday, July 22, 2013	10:00	0:10	59	71	63	47	81	4.3	131	16	0.0	0.4	0.0
Monday, July 22, 2013	10:10	0:10	61	78	64	47	67	4.3	129	17	0.0	0.0	0.0
Monday, July 22, 2013	10:20	0:10	59	73	62	47	134	4.7	126	18	0.0	0.0	0.0
Monday, July 22, 2013	10:30	0:10	60	71	64	47	147	4.7	127	18	0.0	0.0	0.0
Monday, July 22, 2013	10:40	0:10	62	77	65	48	127	4.6	130	18	0.0	0.0	0.0
Monday, July 22, 2013	10:50	0:10	62	77	64	48	140	4.9	130	18	0.0	0.0	0.0
Monday, July 22, 2013	11:00	0:10	62	76	65	48	157	4.9	123	18	0.0	0.0	0.0
Monday, July 22, 2013	11:10	0:10	60	75	64	47	167	5.0	124	18	0.0	0.0	0.0
Monday, July 22, 2013	11:20	0:10	61	77	65	48	219	5.5	128	18	0.0	0.0	0.0
Monday, July 22, 2013	11:30	0:10	60	75	64	48	180	5.2	136	18	0.0	0.0	0.0
Monday, July 22, 2013	11:40	0:10	61	76	64	47	149	4.8	137	18	0.0	0.0	0.0
Monday, July 22, 2013	11:50	0:10	61	74	64	48	109	4.5	140	17	0.0	0.0	0.0
Monday, July 22, 2013	12:00	0:10	62	79	64	51	156	4.9	140	17	0.0	0.0	0.0
Monday, July 22, 2013	12:10	0:10	61	75	65	49	121	4.6	138	17	0.0	0.0	0.0
Monday, July 22, 2013	12:20	0:10	61	76	64	49	84	4.1	141	17	0.0	0.7	0.0
Monday, July 22, 2013	12:30	0:10	62	77	65	49	75	4.0	143	17	0.0	0.0	0.0
Monday, July 22, 2013	12:40	0:10	60	75	63	47	17	3.0	142	17	0.0	0.0	0.0
Monday, July 22, 2013	12:50	0:10	62	74	66	50	-9	2.7	146	17	0.0	1.3	0.0
Monday, July 22, 2013	13:00	0:10	60	75	64	50	8	3.7	134	17	0.0	0.0	0.0
Monday, July 22, 2013	13:10	0:10	62	74	66	49	6	3.0	123	18	0.0	0.0	0.0
Monday, July 22, 2013	13:20	0:10	60	72	64	49	-4	2.5	137	18	0.0	0.0	0.0
Monday, July 22, 2013	13:30	0:10	59	70	64	46	-3	2.3	141	18	0.0	0.0	0.0
Monday, July 22, 2013	13:40	0:10	61	87	64	48	101	4.5	143	18	0.0	0.0	0.0
Monday, July 22, 2013	13:50	0:10	60	74	64	49	63	4.2	148	18	0.0	0.0	0.0
Monday, July 22, 2013	14:00	0:10	62	83	65	49	-2	3.7	154	18	0.0	0.0	0.0
Monday, July 22, 2013	14:10	0:10	59	76	63	49	-4	4.5	144	18	0.0	0.0	0.0
Monday, July 22, 2013	14:20	0:10	60	76	63	49	-4	3.9	144	18	0.0	0.0	0.0
Monday, July 22, 2013	14:30	0:10	59	72	63	49	-4	3.5	153	18	0.0	0.0	0.0
Monday, July 22, 2013	14:40	0:10	57	69	61	49	-4	3.8	152	18	0.0	0.0	0.0
Monday, July 22, 2013	14:50	0:10	58	73	61	50	-4	3.0	155	19	0.0	0.0	0.0
Monday, July 22, 2013	15:00	0:10	60	75	64	50	-4	3.0	162	19	0.0	0.0	0.0
Monday, July 22, 2013	15:10	0:10	58	75	61	49	-6	2.6	160	18	0.0	0.0	0.0
Monday, July 22, 2013	15:20	0:10	60	78	63	50	-6	2.8	152	18	0.0	0.0	0.0
Monday, July 22, 2013	15:30	0:10	58	74	62	46	11	3.0	138	18	0.0	0.0	0.0
Monday, July 22, 2013	15:40	0:10	60	72	64	49	1	3.0	138	19	0.0	0.0	0.0
Monday, July 22, 2013	15:50	0:10	60	77	63	49	59	4.1	116	19	0.0	0.0	0.0
Monday, July 22, 2013	16:00	0:10	60	82	61	48	49	3.9	104	19	0.0	0.0	0.0
Monday, July 22, 2013	16:10	0:10	59	81	63	49	74	4.1	108	18	0.0	0.0	0.0
Monday, July 22, 2013	16:20	0:10	58	70	62	49	117	4.6	119	18	0.0	0.0	0.0
Monday, July 22, 2013	16:30	0:10	59	74	63	48	152	4.8	122	19	0.0	0.0	0.0
Monday, July 22, 2013	16:40	0:10	62	79	64	50	206	5.3	124	18	0.0	0.0	0.0
Monday, July 22, 2013	16:50	0:10	63	77	66	50	199	5.3	133	18	0.0	0.0	0.0
Monday, July 22, 2013	17:00	0:10	62	76	65	49	180	5.2	131	18	0.0	0.0	0.0
Monday, July 22, 2013	17:10	0:10	62	74	66	49	147	4.9	126	18	0.0	0.0	0.0
Monday, July 22, 2013	17:20	0:10	62	80	64	50	109	4.4	125	18	0.0	0.0	0.0
Monday, July 22, 2013	17:30	0:10	80	111	66	51	140	4.8	124	19	0.0	0.0	0.0
Monday, July 22, 2013	17:40	0:10	61	84	64	51	157	5.0	128	19	0.0	0.0	0.0
Monday, July 22, 2013	17:50	0:10	59	70	63	50	109	4.7	113	19	0.0	0.0	0.0
Monday, July 22, 2013	18:00	0:10	60	74	64	49	88	4.3	111	19	0.0	0.0	0.0
Monday, July 22, 2013	18:10	0:10	61	78	64	49	98	4.3	106	19	0.0	0.0	0.0
Monday, July 22, 2013	18:20	0:10	63	83	65	50	67	4.1	110	19	0.0	0.0	0.0
Monday, July 22, 2013	18:30	0:10	60	76	64	50	31	4.2	97	18	0.0	0.0	0.0
Monday, July 22, 2013	18:40	0:10	61	79	64	50	61	4.0	102	18	0.0	0.0	0.0
Monday, July 22, 2013	18:50	0:10	59	74	63	49	127	4.8	104	18	0.0	0.0	0.0
Monday, July 22, 2013	19:00	0:10	60	76	63	49	117	4.7	106	18	0.0	0.0	0.0
Monday, July 22, 2013	19:10	0:10	59	80	63	49	116	4.5	106	18	0.0	0.0	0.0
Monday, July 22, 2013	19:20	0:10	58	75	61	49	129	4.7	102	18	0.0	0.0	0.0
Monday, July 22, 2013	19:30	0:10	59	76	63	49	197	5.4	105	18	0.0	0.0	0.0
Monday, July 22, 2013	19:40	0:10	58	71	62	49	200	5.6	110	18	0.0	0.0	0.0
Monday, July 22, 2013	19:50	0:10	59	71	63	49	166	5.1	111	18	0.0	0.0	0.0
Monday, July 22, 2013	20:00	0:10	57	76	60	47	119	4.6	106	18	0.0	0.0	0.0
Monday, July 22, 2013	20:10	0:10	57	71	62	47	98	4.5	107	18	0.0	0.0	0.0
Monday, July 22, 2013	20:20	0:10	56	68	61	47	138	4.9	105	18	0.0	0.0	0.0
Monday, July 22, 2013	20:30	0:10	58	72	63	47	179	5.4	106	18	0.0	0.0	0.0
Monday, July 22, 2013	20:40	0:10	56	68	60	47	149	5.0	105	18	0.0	0.0	0.0
Monday, July 22, 2013	20:50	0:10	56	74	61	41	175	5.2	103	18	0.0	0.0	0.0
Monday, July 22, 2013	21:00	0:10	57	75	61	42	137	4.8	102	18	0.0	0.0	0.0
Monday, July 22, 2013	21:10	0:10	54	67	59	41	102	4.7	106	18	0.0	0.0	0.0
Monday, July 22, 2013	21:20	0:10	55	69	61	42	107	4.7	103	18	0.0	0.0	0.0
Monday, July 22, 2013	21:30	0:10	57	76	61	42	174	5.2	99	18	0.0	0.0	0.0
Monday, July 22, 2013	21:40	0:10	56	70	62	38	166	5.2	102	18	0.0	0.0	0.0
Monday, July 22, 2013	21:50	0:10	56	77	59	39	186	5.5	108	18	0.0	0.0	0.0
Monday, July 22, 2013	22:00	0:10	52	65	57	38	188	5.3	119	18	0.0	0.0	0.0
Monday, July 22, 2013	22:10	0:10	55	72	60	38	181	5.3	120	18	0.0	0.0	0.0
Monday, July 22, 2013	22:20	0:10	52	67	57	39	329	6.4	132	18	0.0	0.0	0.0
Monday, July 22, 2013	22:30	0:10	55	69	60	39	218	5.4	136	17	0.0	0.0	0.0
Monday, July 22, 2013	22:40	0:10	55	75	59	39	299	6.1	130	17	0.0	0.0	0.0
Monday, July 22, 2013	22:50	0:10	49	68	50	38	367	6.6	131	17	0.0	0.0	0.0
Monday, July 22, 2013	23:00	0:10	49	66	51	38	266	5.8	131	17	0.0	0.0	0.0

Table A-5: Location 3 Summer Compliance Evaluation

Date	Time	Duration	Leq	Lmax	L(10)	L(90)	WT E2	WT E2	Onsite Met	Onsite Met	Loc. 6	Loc. 6	Loc. 6
	Start Time	(min)	(dBA)	(dBA)	(dBA)	(dBA)	Output (kW)	HH WS (m/s)	WD @ 75m (degrees)	Temp. (°C)	Avg. WS @ 2m (m/s)	Gust WS @ 2m (m/s)	Precip. (mm)
Monday, July 22, 2013	23:10	0:10	52	68	55	39	160	5.0	131	17	0.0	0.0	0.0
Monday, July 22, 2013	23:20	0:10	57	84	59	39	174	5.1	129	17	0.0	0.0	0.0
Monday, July 22, 2013	23:30	0:10	50	70	50	38	124	4.7	130	17	0.0	0.0	0.0
Monday, July 22, 2013	23:40	0:10	53	74	47	38	123	4.8	131	17	0.0	0.0	0.0
Monday, July 22, 2013	23:50	0:10	47	65	47	38	149	4.9	134	16	0.0	0.0	0.0
Tuesday, July 23, 2013	0:00	0:10	49	65	50	37	215	5.5	127	16	0.0	0.0	0.0
Tuesday, July 23, 2013	0:10	0:10	45	68	39	37	212	5.4	127	16	0.0	0.0	0.0
Tuesday, July 23, 2013	0:20	0:10	48	65	49	37	222	5.7	122	16	0.0	0.0	0.0
Tuesday, July 23, 2013	0:30	0:10	49	70	41	37	248	5.8	123	16	0.0	0.0	0.0
Tuesday, July 23, 2013	0:40	0:10	58	76	55	36	201	5.3	119	16	0.0	0.0	0.0
Tuesday, July 23, 2013	0:50	0:10	42	64	38	36	153	5.2	108	16	0.0	0.0	0.0
Tuesday, July 23, 2013	1:00	0:10	41	45	43	39	242	5.8	102	16	0.0	0.0	0.0
Tuesday, July 23, 2013	1:10	0:10	44	61	41	37	181	5.3	103	16	0.0	0.0	0.0
Tuesday, July 23, 2013	1:20	0:10	47	67	45	39	194	5.4	110	15	0.0	0.0	0.0
Tuesday, July 23, 2013	1:30	0:10	49	65	47	40	195	5.5	109	15	0.0	0.0	0.0
Tuesday, July 23, 2013	1:40	0:10	43	50	45	41	296	6.3	104	15	0.0	0.0	0.0
Tuesday, July 23, 2013	1:50	0:10	52	72	44	38	156	6.1	100	15	0.0	0.0	0.0
Tuesday, July 23, 2013	2:00	0:10	50	66	51	38	-4	6.4	99	15	0.0	0.0	0.0
Tuesday, July 23, 2013	2:10	0:10	47	67	42	38	-4	6.5	93	15	0.0	0.0	0.0
Tuesday, July 23, 2013	2:20	0:10	44	62	42	39	-4	6.8	91	15	0.0	0.0	0.0
Tuesday, July 23, 2013	2:30	0:10	53	75	47	41	-4	7.0	98	15	0.0	0.0	0.0
Tuesday, July 23, 2013	2:40	0:10	43	53	44	42	-4	6.7	100	15	0.0	0.0	0.3
Tuesday, July 23, 2013	2:50	0:10	49	67	48	44	-2	7.1	97	15	0.0	0.0	0.0
Tuesday, July 23, 2013	3:00	0:10	54	75	48	45	395	7.3	94	15	0.0	0.0	0.0
Tuesday, July 23, 2013	3:10	0:10	54	74	52	47	455	7.2	89	15	0.0	0.0	0.3
Tuesday, July 23, 2013	3:20	0:10	53	70	51	47	469	7.4	86	15	0.0	0.0	0.3
Tuesday, July 23, 2013	3:30	0:10	53	64	54	51	440	7.2	81	14	0.0	0.0	0.0
Tuesday, July 23, 2013	3:40	0:10	56	78	54	51	352	7.0	75	14	0.0	0.0	0.3
Tuesday, July 23, 2013	3:50	0:10	53	67	53	51	377	6.8	76	14	0.0	0.0	0.3
Tuesday, July 23, 2013	4:00	0:10	54	74	53	51	323	6.2	76	15	0.0	0.0	0.3
Tuesday, July 23, 2013	4:10	0:10	56	77	55	51	255	5.8	75	15	0.0	0.0	0.3
Tuesday, July 23, 2013	4:20	0:10	53	65	54	51	195	5.6	74	15	0.0	0.0	0.5
Tuesday, July 23, 2013	4:30	0:10	55	66	56	52	202	5.9	73	15	0.0	0.0	0.3
Tuesday, July 23, 2013	4:40	0:10	57	73	59	54	293	6.5	75	15	0.0	0.0	0.5
Tuesday, July 23, 2013	4:50	0:10	59	75	63	53	215	5.7	74	15	0.0	0.0	0.3
Tuesday, July 23, 2013	5:00	0:10	56	71	57	50	183	5.6	76	15	0.0	0.0	0.0
Tuesday, July 23, 2013	5:10	0:10	60	76	64	47	178	5.3	80	15	0.0	0.0	0.0
Tuesday, July 23, 2013	5:20	0:10	61	79	65	50	203	5.5	85	15	0.0	0.0	0.3
Tuesday, July 23, 2013	5:30	0:10	59	72	63	51	91	4.5	85	15	0.0	0.0	0.3
Tuesday, July 23, 2013	5:40	0:10	61	79	65	53	73	4.5	81	15	0.0	0.0	0.5
Tuesday, July 23, 2013	5:50	0:10	63	78	67	53	25	3.9	81	15	0.0	0.0	0.3
Tuesday, July 23, 2013	6:00	0:10	62	78	65	55	31	3.9	80	15	0.0	0.0	0.3
Tuesday, July 23, 2013	6:10	0:10	63	77	67	54	92	4.7	77	15	0.0	0.0	1.3
Tuesday, July 23, 2013	6:20	0:10	64	79	67	58	185	5.5	74	15	0.0	0.0	0.8
Tuesday, July 23, 2013	6:30	0:10	71	99	73	60	114	4.8	73	15	0.0	0.0	0.5
Tuesday, July 23, 2013	6:40	0:10	66	78	69	62	130	5.0	79	15	0.0	0.0	0.5
Tuesday, July 23, 2013	6:50	0:10	66	78	69	62	122	4.9	78	15	0.0	0.0	0.8
Tuesday, July 23, 2013	7:00	0:10	65	77	67	61	172	5.4	77	15	0.0	0.0	0.3
Tuesday, July 23, 2013	7:10	0:10	67	82	69	62	302	6.3	83	15	0.0	0.6	0.3
Tuesday, July 23, 2013	7:20	0:10	65	80	68	54	566	7.5	86	15	0.0	0.0	0.5
Tuesday, July 23, 2013	7:30	0:10	64	81	67	56	695	8.0	82	15	0.0	0.0	0.8
Tuesday, July 23, 2013	7:40	0:10	65	77	69	58	793	8.4	85	15	0.0	0.0	0.8
Tuesday, July 23, 2013	7:50	0:10	65	75	68	59	492	7.2	85	15	0.0	0.0	3.0
Tuesday, July 23, 2013	8:00	0:10	66	79	69	61	221	5.7	82	15	0.0	0.0	4.3
Tuesday, July 23, 2013	8:10	0:10	66	78	69	60	294	6.2	84	14	0.0	0.0	1.8
Tuesday, July 23, 2013	8:20	0:10	66	78	69	62	770	8.2	86	14	0.0	0.0	1.0
Tuesday, July 23, 2013	8:30	0:10	65	77	69	59	489	6.9	85	14	0.0	0.0	1.5
Tuesday, July 23, 2013	8:40	0:10	66	79	69	59	223	5.7	76	14	0.0	0.7	1.0
Tuesday, July 23, 2013	8:50	0:10	65	78	69	58	402	6.8	76	14	0.0	0.0	0.8
Tuesday, July 23, 2013	9:00	0:10	64	75	68	56	536	7.3	83	15	0.0	0.0	1.0
Tuesday, July 23, 2013	9:10	0:10	64	79	67	57	194	5.8	84	15	0.0	1.9	0.5
Tuesday, July 23, 2013	9:20	0:10	65	79	68	56	1	3.7	90	15	0.0	2.6	0.5
Tuesday, July 23, 2013	9:30	0:10	62	72	66	55	16	4.2	94	15	0.0	0.0	0.0
Tuesday, July 23, 2013	9:40	0:10	64	80	68	52	195	5.5	87	15	0.0	0.0	0.0
Tuesday, July 23, 2013	9:50	0:10	65	78	69	52	325	6.3	83	15	0.0	0.0	0.3
Tuesday, July 23, 2013	10:00	0:10	72	85	75	57	342	6.4	100	15	0.0	0.0	0.0
Tuesday, July 23, 2013	10:10	0:10	65	79	69	54	139	5.0	93	15	0.0	0.0	2.3
Tuesday, July 23, 2013	10:20	0:10	64	80	68	55	80	4.6	91	15	0.0	0.0	0.5
Tuesday, July 23, 2013	10:30	0:10	65	78	68	56	6	3.6	84	16	0.0	0.0	0.8
Tuesday, July 23, 2013	10:40	0:10	65	78	68	55	65	4.4	85	16	0.0	0.0	0.3
Tuesday, July 23, 2013	10:50	0:10	66	80	69	53	67	4.3	83	16	0.0	0.0	0.3
Tuesday, July 23, 2013	11:00	0:10	65	80	69	52	130	5.3	82	16	0.0	0.0	0.3
Tuesday, July 23, 2013	11:10	0:10	64	78	69	52	186	5.6	85	16	0.0	0.0	0.0
Tuesday, July 23, 2013	11:20	0:10	64	76	68	51	170	5.4	90	16	0.0	0.0	0.0
Tuesday, July 23, 2013	11:30	0:10	61	72	66	49	191	5.4	88	16	0.0	0.0	0.0
Tuesday, July 23, 2013	11:40	0:10	64	78	68	50	114	4.8	86	16	0.0	0.0	0.0
Tuesday, July 23, 2013	11:50	0:10	63	88	66	49	79	4.5	85	16	0.0	0.0	0.0
Tuesday, July 23, 2013	12:00	0:10	63	77	67	49	54	4.2	85	16	0.0	0.0	0.0
Tuesday, July 23, 2013	12:10	0:10	64	77	67	50	61	4.1	83	16	0.0	0.0	0.0
Tuesday, July 23, 2013	12:20	0:10	64	78	68	50	62	4.3	86	16	0.0	0.0	0.5
Tuesday, July 23, 2013	12:30	0:10	64	79	67	52	49	4.0	74	16	0.0	0.0	0.3
Tuesday, July 23, 2013	12:40	0:10	64	77	68	54	50	4.2	82	16	0.0	0.0	0.0
Tuesday, July 23, 2013	12:50	0:10	64	76	68	52	30	3.8	75	16	0.0	0.0	0.3
Tuesday, July 23, 2013	13:00	0:10	63	76	68	53	78	4.6	76	16	0.0	0.0	1.0
Tuesday, July 23, 2013	13:10	0:10	65	82	68	58	37	4.0	80	16	0.0	0.0	0.3
Tuesday, July 23, 2013	13:20	0:10	63	76	67	51	27	3.8	82	16	0.0	0.0	0.0
Tuesday, July 23, 2013	13:30	0:10	63	76	67	51	-2	3.2	80	16	0.0	0.0	0.0
Tuesday, July 23, 2013	13:40	0:10	63	77	67	51	-10	3.0	76	16	0.0	0.0	0.0
Tuesday, July 23, 2013	13:50	0:10	64	84	68	50	-10	2.0	82	16	0.0	0.0	0.0
Tuesday, July 23, 2013	14:00	0:10	63	77	67	50	-4	1.2	239	17	0.0	0.0	0.3
Tuesday, July 23, 2013	14:10	0:10	64	79	68	50	-4	1.3	239	17	0.0	0.0	0.0

Table A-5: Location 3 Summer Compliance Evaluation

Date	Time	Duration	Leq	Lmax	L(10)	L(90)	WT E2	WT E2	Onsite Met	Onsite Met	Loc. 6	Loc. 6	Loc. 6
	Start Time	(min)	(dBA)	(dBA)	(dBA)	(dBA)	Output (kW)	HH WS (m/s)	WD @ 75m (degrees)	Temp. (°C)	Avg. WS @ 2m (m/s)	Gust WS @ 2m (m/s)	Precip. (mm)
Tuesday, July 23, 2013	14:20	0:10	64	81	68	52	-4	0.9	258	17	0.0	0.0	0.0
Tuesday, July 23, 2013	14:30	0:10	64	78	67	53	-4	0.8	258	17	0.0	0.0	0.0
Tuesday, July 23, 2013	14:40	0:10	62	73	65	51	-3	0.8	258	17	0.0	0.0	0.0
Tuesday, July 23, 2013	14:50	0:10	62	81	65	51	0	1.0	267	17	0.0	0.0	0.0
Tuesday, July 23, 2013	15:00	0:10	63	78	67	50	-1	1.7	296	18	0.0	0.0	0.0
Tuesday, July 23, 2013	15:10	0:10	64	78	68	51	-1	1.2	311	18	0.0	0.0	0.0
Tuesday, July 23, 2013	15:20	0:10	63	79	66	51	0	1.6	304	18	0.0	0.0	0.0
Tuesday, July 23, 2013	15:30	0:10	63	77	67	52	0	2.1	288	18	0.0	0.0	0.0
Tuesday, July 23, 2013	15:40	0:10	64	79	68	53	-3	3.1	294	18	0.0	0.0	0.0
Tuesday, July 23, 2013	15:50	0:10	64	80	66	51	-4	2.9	303	18	0.0	0.0	0.0
Tuesday, July 23, 2013	16:00	0:10	62	76	66	51	-2	2.7	293	18	0.0	0.0	0.0
Tuesday, July 23, 2013	16:10	0:10	62	73	66	50	94	4.4	310	18	0.0	0.0	0.0
Tuesday, July 23, 2013	16:20	0:10	62	75	66	51	175	5.3	305	18	0.0	0.0	0.0
Tuesday, July 23, 2013	16:30	0:10	63	77	67	52	332	6.4	304	18	0.0	0.0	0.0
Tuesday, July 23, 2013	16:40	0:10	62	72	66	52	245	5.8	302	18	0.0	0.2	0.0
Tuesday, July 23, 2013	16:50	0:10	62	76	66	52	266	5.8	305	18	0.0	0.0	0.0
Tuesday, July 23, 2013	17:00	0:10	62	74	66	51	494	7.2	313	19	0.0	0.6	0.0
Tuesday, July 23, 2013	17:10	0:10	61	75	65	52	435	6.9	308	19	0.2	2.0	0.0
Tuesday, July 23, 2013	17:20	0:10	61	74	65	51	620	7.7	311	19	0.0	1.1	0.0
Tuesday, July 23, 2013	17:30	0:10	63	79	66	51	486	7.1	318	19	0.0	0.0	0.0
Tuesday, July 23, 2013	17:40	0:10	60	73	65	51	321	6.1	314	19	0.0	0.4	0.0
Tuesday, July 23, 2013	17:50	0:10	61	79	65	52	197	5.4	313	20	0.0	0.2	0.0
Tuesday, July 23, 2013	18:00	0:10	62	76	66	49	536	7.4	319	19	0.0	0.6	0.0
Tuesday, July 23, 2013	18:10	0:10	61	76	65	48	738	8.1	322	19	0.0	0.0	0.0
Tuesday, July 23, 2013	18:20	0:10	60	72	65	48	571	7.6	320	19	0.0	0.0	0.0
Tuesday, July 23, 2013	18:30	0:10	60	77	64	47	855	8.6	319	19	0.0	0.0	0.0
Tuesday, July 23, 2013	18:40	0:10	61	76	65	49	796	8.4	309	19	0.0	0.2	0.0
Tuesday, July 23, 2013	18:50	0:10	59	71	63	48	517	7.2	312	19	0.0	0.6	0.0
Tuesday, July 23, 2013	19:00	0:10	59	71	63	48	323	6.3	315	19	0.0	0.2	0.0
Tuesday, July 23, 2013	19:10	0:10	58	75	62	50	456	6.9	310	19	0.0	0.0	0.0
Tuesday, July 23, 2013	19:20	0:10	60	71	64	51	348	6.5	308	19	0.0	0.0	0.0
Tuesday, July 23, 2013	19:30	0:10	59	73	63	51	293	6.2	299	19	0.0	0.0	0.0
Tuesday, July 23, 2013	19:40	0:10	59	72	63	50	260	5.9	301	18	0.0	0.0	0.0
Tuesday, July 23, 2013	19:50	0:10	56	71	60	49	121	4.8	297	18	0.0	0.0	0.0
Tuesday, July 23, 2013	20:00	0:10	58	70	63	49	58	4.1	298	18	0.0	0.0	0.0
Tuesday, July 23, 2013	20:10	0:10	58	70	62	50	49	4.1	301	18	0.0	0.0	0.0
Tuesday, July 23, 2013	20:20	0:10	59	78	62	50	46	4.1	297	18	0.0	0.0	0.0
Tuesday, July 23, 2013	20:30	0:10	61	79	63	50	41	4.0	287	17	0.0	0.0	0.0
Tuesday, July 23, 2013	20:40	0:10	58	71	62	49	12	3.4	286	17	0.0	0.0	0.0
Tuesday, July 23, 2013	20:50	0:10	59	76	64	48	-3	2.8	286	17	0.0	0.0	0.0
Tuesday, July 23, 2013	21:00	0:10	57	68	62	46	-5	3.1	273	17	0.0	0.0	0.0
Tuesday, July 23, 2013	21:10	0:10	55	68	60	45	0	3.2	261	17	0.0	0.0	0.0
Tuesday, July 23, 2013	21:20	0:10	56	72	61	46	23	3.7	262	17	0.0	0.0	0.0
Tuesday, July 23, 2013	21:30	0:10	58	72	62	47	-8	3.1	270	17	0.0	0.0	0.0
Tuesday, July 23, 2013	21:40	0:10	59	76	62	41	-11	2.9	275	17	0.0	0.0	0.0
Tuesday, July 23, 2013	21:50	0:10	59	79	62	42	-4	3.2	272	17	0.0	0.0	0.0
Tuesday, July 23, 2013	22:00	0:10	54	67	59	40	7	3.5	271	17	0.0	0.0	0.0
Tuesday, July 23, 2013	22:10	0:10	57	71	61	41	-1	3.3	246	17	0.0	0.0	0.0
Tuesday, July 23, 2013	22:20	0:10	56	72	60	40	3	3.3	249	17	0.0	0.0	0.0
Tuesday, July 23, 2013	22:30	0:10	57	79	60	41	39	3.8	250	17	0.0	0.0	0.0
Tuesday, July 23, 2013	22:40	0:10	54	70	59	41	46	3.9	247	17	0.0	0.0	0.0
Tuesday, July 23, 2013	22:50	0:10	52	73	53	37	23	3.8	239	17	0.0	0.0	0.0
Tuesday, July 23, 2013	23:00	0:10	50	66	49	37	-7	2.7	222	17	0.0	0.0	0.0
Tuesday, July 23, 2013	23:10	0:10	54	66	59	38	-12	2.8	213	17	0.0	0.0	0.0
Tuesday, July 23, 2013	23:20	0:10	54	67	59	39	8	3.6	206	18	0.0	0.0	0.0
Tuesday, July 23, 2013	23:30	0:10	53	68	58	38	20	3.8	219	18	0.0	0.0	0.0
Tuesday, July 23, 2013	23:40	0:10	52	72	55	37	5	3.3	224	18	0.0	0.0	0.0
Tuesday, July 23, 2013	23:50	0:10	53	68	57	38	43	4.1	223	18	0.0	0.0	0.0
Wednesday, July 24, 2013	0:00	0:10	66	88	61	36	54	4.3	228	18	0.0	0.0	0.0
Wednesday, July 24, 2013	0:10	0:10	49	66	49	35	67	4.2	227	18	0.0	0.0	0.0
Wednesday, July 24, 2013	0:20	0:10	43	64	40	37	123	4.6	244	18	0.0	0.0	0.0
Wednesday, July 24, 2013	0:30	0:10	48	66	45	38	28	3.7	251	18	0.0	0.0	0.0
Wednesday, July 24, 2013	0:40	0:10	47	65	45	39	52	4.1	247	17	0.0	0.0	0.0
Wednesday, July 24, 2013	0:50	0:10	48	66	48	36	54	4.3	251	17	0.0	0.0	0.0
Wednesday, July 24, 2013	1:00	0:10	48	66	44	38	91	4.7	244	17	0.0	0.0	0.0
Wednesday, July 24, 2013	1:10	0:10	49	69	42	38	54	4.0	246	17	0.0	0.0	0.0
Wednesday, July 24, 2013	1:20	0:10	49	66	49	36	27	3.8	252	17	0.0	0.0	0.0
Wednesday, July 24, 2013	1:30	0:10	44	65	39	36	43	3.9	253	17	0.0	0.0	0.0
Wednesday, July 24, 2013	1:40	0:10	46	65	42	38	157	5.1	251	17	0.0	0.0	0.0
Wednesday, July 24, 2013	1:50	0:10	54	77	46	37	52	4.3	246	17	0.0	0.0	0.0
Wednesday, July 24, 2013	2:00	0:10	45	69	39	36	-4	3.9	249	17	0.0	0.0	0.0
Wednesday, July 24, 2013	2:10	0:10	46	65	43	37	-4	5.6	248	17	0.0	0.0	0.0
Wednesday, July 24, 2013	2:20	0:10	45	64	41	38	-4	4.9	248	17	0.0	0.0	0.0
Wednesday, July 24, 2013	2:30	0:10	48	71	42	38	-4	4.8	251	17	0.0	0.0	0.0
Wednesday, July 24, 2013	2:40	0:10	52	73	46	38	-4	4.5	255	17	0.0	0.0	0.0
Wednesday, July 24, 2013	2:50	0:10	55	75	45	37	-3	4.8	257	18	0.0	0.0	0.0
Wednesday, July 24, 2013	3:00	0:10	53	74	43	37	105	4.7	258	18	0.0	0.0	0.0
Wednesday, July 24, 2013	3:10	0:10	43	63	40	38	36	3.7	256	18	0.0	0.0	0.0
Wednesday, July 24, 2013	3:20	0:10	45	67	40	38	75	4.2	260	17	0.0	0.0	0.0
Wednesday, July 24, 2013	3:30	0:10	50	68	48	36	280	6.0	259	17	0.0	0.0	0.0
Wednesday, July 24, 2013	3:40	0:10	51	74	44	36	336	6.2	260	17	0.0	0.0	0.0
Wednesday, July 24, 2013	3:50	0:10	53	73	50	36	431	6.8	261	17	0.0	0.0	0.0
Wednesday, July 24, 2013	4:00	0:10	56	77	52	32	458	6.9	264	17	0.0	0.0	0.0
Wednesday, July 24, 2013	4:10	0:10	46	68	40	34	352	6.4	265	17	0.0	0.0	0.0
Wednesday, July 24, 2013	4:20	0:10	49	70	44	35	498	7.0	259	17	0.0	0.0	0.0
Wednesday, July 24, 2013	4:30	0:10	55	74	57	37	339	6.3	255	17	0.0	0.0	0.0
Wednesday, July 24, 2013	4:40	0:10	54	71	58	37	176	5.0	263	17	0.0	0.0	0.0
Wednesday, July 24, 2013	4:50	0:10	54	73	55	37	279	5.8	275	17	0.0	0.0	0.0
Wednesday, July 24, 2013	5:00	0:10	54	71	56	39	454	6.8	274	17	0.0	0.0	0.0
Wednesday, July 24, 2013	5:10	0:10	60	78	63	39	824	8.4	275	17	0.0	0.0	0.0
Wednesday, July 24, 2013	5:20	0:10	58	74	63	39	686	7.9	270	17	0.0	0.0	0.0

Table A-5: Location 3 Summer Compliance Evaluation

Date	Time	Duration	Leq	Lmax	L(10)	L(90)	WT E2	WT E2	Onsite Met	Onsite Met	Loc. 6	Loc. 6	Loc. 6
	Start Time	(min)	(dBA)	(dBA)	(dBA)	(dBA)	Output (kW)	HH WS (m/s)	WD @ 75m (degrees)	Temp. (°C)	Avg. WS @ 2m (m/s)	Gust WS @ 2m (m/s)	Precip. (mm)
Wednesday, July 24, 2013	5:30	0:10	60	76	64	41	430	6.7	271	17	0.0	0.0	0.0
Wednesday, July 24, 2013	5:40	0:10	59	77	64	40	385	6.5	271	17	0.0	0.0	0.0
Wednesday, July 24, 2013	5:50	0:10	60	74	64	40	361	6.5	270	17	0.0	0.0	0.0
Wednesday, July 24, 2013	6:00	0:10	60	80	63	41	280	5.9	271	17	0.0	0.0	0.0
Wednesday, July 24, 2013	6:10	0:10	60	74	64	40	268	5.9	269	17	0.0	0.0	0.0
Wednesday, July 24, 2013	6:20	0:10	61	78	65	41	384	6.7	266	18	0.0	0.0	0.0
Wednesday, July 24, 2013	6:30	0:10	62	79	66	43	540	7.4	271	18	0.0	0.0	0.0
Wednesday, July 24, 2013	6:40	0:10	62	77	66	44	831	8.5	273	18	0.0	0.0	0.0
Wednesday, July 24, 2013	6:50	0:10	63	75	67	45	510	7.2	275	18	0.0	0.0	0.0
Wednesday, July 24, 2013	7:00	0:10	60	75	64	40	281	6.0	275	18	0.0	0.0	0.0
Wednesday, July 24, 2013	7:10	0:10	61	75	65	40	180	5.2	271	18	0.0	0.0	0.0
Wednesday, July 24, 2013	7:20	0:10	60	77	65	40	50	4.1	262	18	0.0	0.0	0.0
Wednesday, July 24, 2013	7:30	0:10	65	86	68	44	99	4.8	265	18	0.0	0.0	0.0
Wednesday, July 24, 2013	7:40	0:10	61	79	65	44	463	7.0	263	18	0.0	0.0	0.0
Wednesday, July 24, 2013	7:50	0:10	62	83	66	42	684	7.9	261	18	0.0	0.0	0.0
Wednesday, July 24, 2013	8:00	0:10	63	80	67	41	643	7.7	263	18	0.0	0.0	0.0
Wednesday, July 24, 2013	8:10	0:10	61	78	65	41	639	7.8	265	18	0.0	0.2	0.0
Wednesday, July 24, 2013	8:20	0:10	63	76	67	44	753	8.3	267	18	0.0	2.2	0.0
Wednesday, July 24, 2013	8:30	0:10	62	84	65	41	968	8.6	274	19	0.0	2.0	0.0
Wednesday, July 24, 2013	8:40	0:10	60	78	64	40	869	8.5	271	19	0.0	0.2	0.0
Wednesday, July 24, 2013	8:50	0:10	60	79	62	41	830	8.4	272	18	0.0	0.7	0.0
Wednesday, July 24, 2013	9:00	0:10	65	81	68	47	609	7.4	276	18	0.0	1.5	0.0
Wednesday, July 24, 2013	9:10	0:10	63	77	67	47	462	6.8	281	18	0.0	1.9	0.0
Wednesday, July 24, 2013	9:20	0:10	61	78	65	49	383	6.5	300	19	0.0	3.0	0.0
Wednesday, July 24, 2013	9:30	0:10	62	79	66	51	218	5.8	289	20	0.6	4.1	0.0
Wednesday, July 24, 2013	9:40	0:10	63	76	67	50	259	5.9	293	20	0.6	3.9	0.0
Wednesday, July 24, 2013	9:50	0:10	62	76	66	49	836	8.3	289	20	0.6	4.3	0.0
Wednesday, July 24, 2013	10:00	0:10	62	79	66	49	367	6.5	289	19	0.7	3.7	0.0
Wednesday, July 24, 2013	10:10	0:10	60	73	64	48	132	5.0	295	19	0.7	2.8	0.0
Wednesday, July 24, 2013	10:20	0:10	62	81	66	51	892	8.6	290	19	0.7	4.1	0.0
Wednesday, July 24, 2013	10:30	0:10	60	74	64	50	806	8.2	272	19	0.7	4.8	0.0
Wednesday, July 24, 2013	10:40	0:10	65	78	68	55	864	8.8	278	19	0.6	3.3	0.0
Wednesday, July 24, 2013	10:50	0:10	69	80	73	60	1243	9.7	276	19	0.7	3.9	0.0
Wednesday, July 24, 2013	11:00	0:10	71	86	75	63	1679	11.6	308	19	0.4	2.4	0.0
Wednesday, July 24, 2013	11:10	0:10	74	90	74	60	1267	9.9	312	18	0.7	4.6	0.0
Wednesday, July 24, 2013	11:20	0:10	65	80	68	53	1876	12.2	304	18	0.2	3.2	0.0
Wednesday, July 24, 2013	11:30	0:10	61	76	64	50	1380	10.3	305	17	0.9	5.2	0.0
Wednesday, July 24, 2013	11:40	0:10	61	81	64	50	1514	10.8	307	17	1.1	5.2	0.0
Wednesday, July 24, 2013	11:50	0:10	62	76	66	51	1398	10.3	303	17	0.9	5.6	0.0
Wednesday, July 24, 2013	12:00	0:10	58	73	61	51	1439	10.5	306	17	1.1	5.2	0.0
Wednesday, July 24, 2013	12:10	0:10	60	74	64	50	1472	10.9	311	16	1.1	4.3	0.0
Wednesday, July 24, 2013	12:20	0:10	59	73	63	50	1200	9.9	321	16	0.9	4.8	0.0
Wednesday, July 24, 2013	12:30	0:10	61	78	64	50	1097	9.5	317	16	0.4	3.2	0.0
Wednesday, July 24, 2013	12:40	0:10	66	79	70	53	915	8.9	319	16	0.0	0.7	0.0
Wednesday, July 24, 2013	12:50	0:10	60	75	63	49	714	8.2	318	17	0.4	3.5	0.0
Wednesday, July 24, 2013	13:00	0:10	60	74	64	49	803	8.5	324	18	0.7	5.0	0.0
Wednesday, July 24, 2013	13:10	0:10	60	75	64	49	895	8.8	321	17	0.0	1.9	0.0
Wednesday, July 24, 2013	13:20	0:10	61	81	64	51	811	8.3	323	17	0.0	2.2	0.0
Wednesday, July 24, 2013	13:30	0:10	60	75	64	51	561	7.5	318	18	0.4	3.7	0.0
Wednesday, July 24, 2013	13:40	0:10	58	73	61	49	635	7.7	309	19	0.0	2.4	0.0
Wednesday, July 24, 2013	13:50	0:10	62	76	66	50	773	8.7	320	19	0.0	1.5	0.0
Wednesday, July 24, 2013	14:00	0:10	61	77	65	51	-3	7.5	321	19	0.0	1.7	0.0
Wednesday, July 24, 2013	14:10	0:10	61	82	63	50	-4	8.3	325	19	0.6	4.8	0.0
Wednesday, July 24, 2013	14:20	0:10	61	77	64	51	-4	8.7	327	19	1.7	5.7	0.0
Wednesday, July 24, 2013	14:30	0:10	60	73	64	51	-4	8.4	328	19	1.5	5.0	0.0
Wednesday, July 24, 2013	14:40	0:10	61	77	63	49	-4	8.1	328	19	0.7	4.8	0.0
Wednesday, July 24, 2013	14:50	0:10	66	80	69	63	-3	9.0	329	18	0.7	3.9	0.0
Wednesday, July 24, 2013	15:00	0:10	63	76	66	57	1163	10.1	331	19	1.5	5.0	0.0
Wednesday, July 24, 2013	15:10	0:10	61	73	64	54	1272	10.1	330	18	1.1	5.0	0.0
Wednesday, July 24, 2013	15:20	0:10	61	73	64	54	1618	11.1	327	18	0.4	5.2	0.0
Wednesday, July 24, 2013	15:30	0:10	61	77	64	55	1340	10.0	321	18	0.9	4.8	0.0
Wednesday, July 24, 2013	15:40	0:10	63	83	65	52	1782	11.8	321	19	2.0	5.0	0.0
Wednesday, July 24, 2013	15:50	0:10	60	77	63	53	1703	11.3	324	19	1.5	6.3	0.0
Wednesday, July 24, 2013	16:00	0:10	60	75	64	51	1788	11.6	325	19	1.9	6.5	0.0
Wednesday, July 24, 2013	16:10	0:10	63	86	63	52	1708	11.4	317	18	1.7	4.8	0.0
Wednesday, July 24, 2013	16:20	0:10	61	76	63	53	1588	11.2	326	18	0.6	3.7	0.0
Wednesday, July 24, 2013	16:30	0:10	59	77	62	52	1451	10.5	327	18	0.7	4.1	0.0
Wednesday, July 24, 2013	16:40	0:10	61	77	63	54	1463	10.5	308	18	0.4	3.2	0.0
Wednesday, July 24, 2013	16:50	0:10	62	77	65	53	1196	9.6	314	18	1.5	4.8	0.0
Wednesday, July 24, 2013	17:00	0:10	61	76	64	53	877	8.9	313	18	0.4	3.9	0.0
Wednesday, July 24, 2013	17:10	0:10	62	76	65	52	1305	10.1	333	18	0.7	4.4	0.0
Wednesday, July 24, 2013	17:20	0:10	61	75	65	51	1257	10.2	331	17	0.6	3.5	0.0
Wednesday, July 24, 2013	17:30	0:10	59	69	63	51	1297	10.2	326	17	0.4	3.3	0.0
Wednesday, July 24, 2013	17:40	0:10	60	71	63	52	1740	11.7	325	17	0.7	4.4	0.0
Wednesday, July 24, 2013	17:50	0:10	64	85	65	51	1072	9.2	326	17	0.7	5.0	0.0
Wednesday, July 24, 2013	18:00	0:10	59	72	63	50	1384	10.6	331	16	1.3	4.3	0.0
Wednesday, July 24, 2013	18:10	0:10	61	80	64	51	1350	10.2	324	16	0.4	3.0	0.0
Wednesday, July 24, 2013	18:20	0:10	60	76	64	51	1746	12.0	317	15	1.1	4.6	0.0
Wednesday, July 24, 2013	18:30	0:10	62	80	64	52	1433	10.4	325	15	0.7	4.1	0.0
Wednesday, July 24, 2013	18:40	0:10	60	74	63	50	992	8.7	330	14	0.6	4.1	0.0
Wednesday, July 24, 2013	18:50	0:10	59	77	63	50	526	7.2	330	14	1.3	5.4	0.0
Wednesday, July 24, 2013	19:00	0:10	60	77	64	52	805	8.2	327	13	0.7	5.0	0.0
Wednesday, July 24, 2013	19:10	0:10	59	73	63	51	943	8.7	322	13	0.0	2.4	0.0
Wednesday, July 24, 2013	19:20	0:10	58	77	61	50	1474	10.5	324	13	0.4	4.6	0.0
Wednesday, July 24, 2013	19:30	0:10	58	78	61	50	1077	9.2	327	12	0.9	5.6	0.0
Wednesday, July 24, 2013	19:40	0:10	59	73	63	51	1182	9.5	325	12	0.6	3.9	0.0
Wednesday, July 24, 2013	19:50	0:10	60	82	62	51	1367	10.2	324	12	0.2	3.5	0.0
Wednesday, July 24, 2013	20:00	0:10	59	76	62	50	1106	9.2	326	11	0.9	5.2	0.0
Wednesday, July 24, 2013	20:10	0:10	58	75	62	48	1194	9.8	326	11	0.4	3.2	0.0
Wednesday, July 24, 2013	20:20	0:10	57	72	61	48	1598	11.5	327	11	0.2	3.7	0.0
Wednesday, July 24, 2013	20:30	0:10	58	69	61	47	1618	11.8	332	11	0.4	3.5	0.0

Table A-5: Location 3 Summer Compliance Evaluation

Date	Time	Duration	Leq	Lmax	L(10)	L(90)	WT E2	WT E2	Onsite Met	Onsite Met	Loc. 6	Loc. 6	Loc. 6
	Start Time	(min)	(dBA)	(dBA)	(dBA)	(dBA)	Output (kW)	HH WS (m/s)	WD @ 75m (degrees)	Temp. (°C)	Avg. WS @ 2m (m/s)	Gust WS @ 2m (m/s)	Precip. (mm)
Wednesday, July 24, 2013	20:40	0:10	59	78	62	43	1611	11.6	331	11	0.2	2.4	0.0
Wednesday, July 24, 2013	20:50	0:10	55	73	60	42	1548	10.9	330	10	0.2	3.3	0.0
Wednesday, July 24, 2013	21:00	0:10	58	76	62	44	1754	11.7	331	10	0.4	3.7	0.0
Wednesday, July 24, 2013	21:10	0:10	55	71	59	42	1444	10.3	329	10	0.2	2.0	0.0
Wednesday, July 24, 2013	21:20	0:10	55	68	60	41	1178	9.5	327	10	0.9	5.4	0.0
Wednesday, July 24, 2013	21:30	0:10	57	70	62	43	1273	9.9	327	9	0.7	5.0	0.0
Wednesday, July 24, 2013	21:40	0:10	59	77	62	43	1928	12.0	324	9	0.9	3.7	0.0
Wednesday, July 24, 2013	21:50	0:10	59	78	62	44	1925	12.4	324	9	1.1	4.1	0.0
Wednesday, July 24, 2013	22:00	0:10	55	69	60	42	1798	11.7	325	9	1.3	5.0	0.0
Wednesday, July 24, 2013	22:10	0:10	56	71	60	43	1789	11.5	324	9	0.7	4.1	0.0
Wednesday, July 24, 2013	22:20	0:10	59	79	61	42	1690	11.3	322	9	1.1	5.6	0.0
Wednesday, July 24, 2013	22:30	0:10	54	70	58	40	1532	10.6	325	9	0.9	4.6	0.0
Wednesday, July 24, 2013	22:40	0:10	57	78	59	40	1495	10.5	324	9	1.1	4.4	0.0
Wednesday, July 24, 2013	22:50	0:10	49	66	51	38	1591	11.0	324	9	1.1	3.9	0.0
Wednesday, July 24, 2013	23:00	0:10	50	66	54	38	1610	11.1	321	9	1.3	6.3	0.0
Wednesday, July 24, 2013	23:10	0:10	55	77	58	39	1564	10.7	322	9	1.1	5.2	0.0
Wednesday, July 24, 2013	23:20	0:10	54	76	57	38	1321	9.9	321	9	0.7	3.2	0.0
Wednesday, July 24, 2013	23:30	0:10	54	68	58	37	1336	9.9	325	9	0.7	4.1	0.0
Wednesday, July 24, 2013	23:40	0:10	50	66	54	37	899	8.4	324	9	0.4	2.8	0.0
Wednesday, July 24, 2013	23:50	0:10	47	64	49	36	787	8.1	325	8	0.7	5.0	0.0
Thursday, July 25, 2013	0:00	0:10	49	68	50	36	645	7.7	325	8	0.2	2.6	0.0
Thursday, July 25, 2013	0:10	0:10	51	67	55	36	530	7.1	324	8	0.2	2.6	0.0
Thursday, July 25, 2013	0:20	0:10	50	72	44	35	576	7.3	326	8	0.0	2.6	0.0
Thursday, July 25, 2013	0:30	0:10	44	67	40	35	720	8.0	326	8	0.0	2.6	0.0
Thursday, July 25, 2013	0:40	0:10	36	40	36	34	443	6.6	326	8	0.0	0.0	0.0
Thursday, July 25, 2013	0:50	0:10	45	65	39	35	372	6.6	326	8	0.0	1.7	0.0
Thursday, July 25, 2013	1:00	0:10	46	65	42	35	531	7.3	330	8	0.0	0.0	0.0
Thursday, July 25, 2013	1:10	0:10	41	63	37	35	596	7.4	327	8	0.0	0.0	0.0
Thursday, July 25, 2013	1:20	0:10	51	72	44	35	325	6.2	324	8	0.0	2.4	0.0
Thursday, July 25, 2013	1:30	0:10	43	63	39	35	363	6.4	322	8	0.0	0.0	0.0
Thursday, July 25, 2013	1:40	0:10	36	41	37	35	532	7.2	321	8	0.0	0.0	0.0
Thursday, July 25, 2013	1:50	0:10	50	73	43	35	369	7.4	319	8	0.0	0.0	0.0
Thursday, July 25, 2013	2:00	0:10	41	63	38	35	-3	7.1	319	8	0.0	0.0	0.0
Thursday, July 25, 2013	2:10	0:10	43	62	39	35	-4	7.1	318	8	0.0	0.0	0.0
Thursday, July 25, 2013	2:20	0:10	46	66	41	34	-4	7.0	319	8	0.0	0.0	0.0
Thursday, July 25, 2013	2:30	0:10	50	73	38	34	-4	6.7	320	8	0.0	0.0	0.0
Thursday, July 25, 2013	2:40	0:10	40	60	37	34	-4	6.6	321	8	0.0	0.0	0.0
Thursday, July 25, 2013	2:50	0:10	36	42	38	34	-2	7.1	319	8	0.0	0.0	0.0
Thursday, July 25, 2013	3:00	0:10	53	73	46	34	438	7.1	320	8	0.0	0.0	0.0
Thursday, July 25, 2013	3:10	0:10	42	62	38	34	333	6.0	321	8	0.0	0.0	0.0
Thursday, July 25, 2013	3:20	0:10	53	73	50	34	252	5.7	324	8	0.0	0.0	0.0
Thursday, July 25, 2013	3:30	0:10	36	49	37	34	270	5.9	322	7	0.0	0.0	0.0
Thursday, July 25, 2013	3:40	0:10	45	64	42	35	229	5.6	322	7	0.0	0.0	0.0
Thursday, July 25, 2013	3:50	0:10	57	76	55	34	189	5.2	325	8	0.0	0.0	0.0
Thursday, July 25, 2013	4:00	0:10	48	67	44	33	173	5.1	325	7	0.0	0.0	0.0
Thursday, July 25, 2013	4:10	0:10	51	69	52	34	140	4.6	327	7	0.0	0.0	0.0
Thursday, July 25, 2013	4:20	0:10	54	74	44	34	109	4.3	327	8	0.0	0.0	0.0
Thursday, July 25, 2013	4:30	0:10	49	69	49	35	54	4.1	333	7	0.0	0.0	0.0
Thursday, July 25, 2013	4:40	0:10	56	72	60	35	22	3.4	329	7	0.0	0.0	0.0
Thursday, July 25, 2013	4:50	0:10	48	67	47	34	57	3.9	322	7	0.0	0.0	0.0
Thursday, July 25, 2013	5:00	0:10	55	74	57	37	-1	3.1	334	7	0.0	0.0	0.0
Thursday, July 25, 2013	5:10	0:10	60	79	64	39	-5	2.7	335	7	0.0	0.0	0.0
Thursday, July 25, 2013	5:20	0:10	56	71	61	39	-5	2.7	336	6	0.0	0.0	0.0
Thursday, July 25, 2013	5:30	0:10	59	74	63	40	-4	2.7	351	6	0.0	0.0	0.0
Thursday, July 25, 2013	5:40	0:10	60	77	64	41	4	3.2	11	6	0.0	0.0	0.0
Thursday, July 25, 2013	5:50	0:10	61	76	64	44	-5	2.8	28	6	0.0	0.0	0.0
Thursday, July 25, 2013	6:00	0:10	60	79	64	43	16	3.6	7	7	0.0	0.0	0.0
Thursday, July 25, 2013	6:10	0:10	60	75	64	40	25	3.6	6	7	0.0	0.0	0.0
Thursday, July 25, 2013	6:20	0:10	60	75	64	43	23	3.6	6	7	0.0	0.0	0.0
Thursday, July 25, 2013	6:30	0:10	62	81	66	43	-5	3.0	8	8	0.0	0.0	0.0
Thursday, July 25, 2013	6:40	0:10	63	81	67	43	10	3.2	29	8	0.0	0.0	0.0
Thursday, July 25, 2013	6:50	0:10	61	76	65	41	-5	2.6	26	9	0.0	0.0	0.0
Thursday, July 25, 2013	7:00	0:10	62	77	66	42	-8	2.7	34	9	0.0	0.0	0.0
Thursday, July 25, 2013	7:10	0:10	63	77	67	40	-4	2.0	47	11	0.0	0.0	0.0
Thursday, July 25, 2013	7:20	0:10	63	76	66	42	-4	1.5	55	10	0.0	0.0	0.0
Thursday, July 25, 2013	7:30	0:10	64	79	67	45	-4	1.4	49	10	0.0	0.0	0.0
Thursday, July 25, 2013	7:40	0:10	61	81	65	40	-4	1.5	48	11	0.0	0.0	0.0
Thursday, July 25, 2013	7:50	0:10	62	74	66	45	-4	1.7	34	11	0.0	0.0	0.0
Thursday, July 25, 2013	8:00	0:10	61	77	65	40	-3	1.6	24	12	0.0	0.0	0.0
Thursday, July 25, 2013	8:10	0:10	61	74	65	42	-1	1.5	24	12	0.0	0.2	0.0
Thursday, July 25, 2013	8:20	0:10	63	83	66	44	-1	0.7	59	12	0.0	0.0	0.0
Thursday, July 25, 2013	8:30	0:10	64	76	67	60	0	1.0	53	12	0.0	0.0	0.0
Thursday, July 25, 2013	8:40	0:10	64	74	66	60	-1	1.2	59	13	0.0	0.0	0.0
Thursday, July 25, 2013	8:50	0:10	64	77	66	60	0	1.5	44	13	0.0	0.0	0.0
Thursday, July 25, 2013	9:00	0:10	64	79	66	39	-1	1.7	350	14	0.0	0.0	0.0
Thursday, July 25, 2013	9:10	0:10	59	75	62	38	0	2.2	324	14	0.0	0.0	0.0
Thursday, July 25, 2013	9:20	0:10	61	78	65	41	0	1.4	66	13	0.0	0.0	0.0
Thursday, July 25, 2013	9:30	0:10	61	77	64	37	-1	1.5	52	14	0.0	0.0	0.0
Thursday, July 25, 2013	9:40	0:10	58	74	62	38	0	2.4	75	13	0.0	0.0	0.0
Thursday, July 25, 2013	9:50	0:10	62	78	65	40	-1	2.6	75	13	0.0	0.0	0.0
Thursday, July 25, 2013	10:00	0:10	60	76	63	37	-5	3.4	101	13	0.0	0.0	0.0
Thursday, July 25, 2013	10:10	0:10	57	69	62	38	34	3.5	109	13	0.0	1.5	0.0
Thursday, July 25, 2013	10:20	0:10	62	81	66	38	13	3.1	121	13	0.0	0.0	0.0
Thursday, July 25, 2013	10:30	0:10	61	81	63	42	10	3.0	103	13	0.0	0.0	0.0
Thursday, July 25, 2013	10:40	0:10	63	82	65	42	15	3.0	107	13	0.0	2.2	0.0
Thursday, July 25, 2013	10:50	0:10	57	71	62	39	105	4.4	110	13	0.0	0.0	0.0
Thursday, July 25, 2013	11:00	0:10	61	80	65	46	47	3.6	143	14	0.0	0.6	0.0
Thursday, July 25, 2013	11:10	0:10	62	76	66	50	42	3.7	105	14	0.0	0.0	0.0
Thursday, July 25, 2013	11:20	0:10	61	79	65	50	12	3.3	79	14	0.0	0.0	0.0
Thursday, July 25, 2013	11:30	0:10	63	83	64	47	4	3.2	107	14	0.0	0.0	0.0
Thursday, July 25, 2013	11:40	0:10	62	79	65	47	7	2.9	92	15	0.0	0.0	0.0

Table A-5: Location 3 Summer Compliance Evaluation

Date	Time	Duration	Leq	Lmax	L(10)	L(90)	WT E2	WT E2	Onsite Met	Onsite Met	Loc. 6	Loc. 6	Loc. 6
	Start Time	(min)	(dBA)	(dBA)	(dBA)	(dBA)	Output (kW)	HH WS (m/s)	WD @ 75m (degrees)	Temp. (°C)	Avg. WS @ 2m (m/s)	Gust WS @ 2m (m/s)	Precip. (mm)
Thursday, July 25, 2013	11:50	0:10	61	75	65	46	4	3.4	125	15	0.0	0.0	0.0
Thursday, July 25, 2013	12:00	0:10	61	77	64	45	-4	2.2	89	15	0.0	0.0	0.0
Thursday, July 25, 2013	12:10	0:10	63	77	67	47	-5	2.1	41	15	0.0	0.0	0.0
Thursday, July 25, 2013	12:20	0:10	62	76	65	49	-6	2.4	50	15	0.0	0.0	0.0
Thursday, July 25, 2013	12:30	0:10	61	76	65	48	-4	2.3	71	15	0.0	0.0	0.0
Thursday, July 25, 2013	12:40	0:10	61	81	62	48	-4	3.0	97	15	0.0	0.0	0.0
Thursday, July 25, 2013	12:50	0:10	61	74	65	47	7	3.2	67	16	0.0	0.0	0.0
Thursday, July 25, 2013	13:00	0:10	59	72	63	47	-4	2.1	56	16	0.0	0.0	0.0
Thursday, July 25, 2013	13:10	0:10	60	74	63	47	16	3.1	106	16	0.0	0.0	0.0
Thursday, July 25, 2013	13:20	0:10	61	79	64	47	-6	2.8	120	16	0.0	0.0	0.0
Thursday, July 25, 2013	13:30	0:10	63	82	66	49	36	3.5	151	17	0.0	0.0	0.0
Thursday, July 25, 2013	13:40	0:10	61	77	65	48	-4	2.5	89	17	0.0	0.0	0.0
Thursday, July 25, 2013	13:50	0:10	60	78	64	47	-5	2.6	127	17	0.0	0.0	0.0
Thursday, July 25, 2013	14:00	0:10	59	74	63	47	-4	2.7	164	17	0.0	0.0	0.0
Thursday, July 25, 2013	14:10	0:10	61	79	64	47	-4	2.8	104	17	0.0	0.6	0.0
Thursday, July 25, 2013	14:20	0:10	61	76	64	49	-4	3.2	104	16	0.0	0.0	0.0
Thursday, July 25, 2013	14:30	0:10	59	73	63	48	-3	3.6	100	16	0.0	0.0	0.0
Thursday, July 25, 2013	14:40	0:10	60	81	63	48	0	3.6	101	17	0.0	0.0	0.0
Thursday, July 25, 2013	14:50	0:10	59	73	63	47	0	4.0	96	16	0.0	0.0	0.0
Thursday, July 25, 2013	15:00	0:10	61	76	65	47	11	3.8	77	16	0.0	0.0	0.0
Thursday, July 25, 2013	15:10	0:10	60	74	64	48	-6	2.9	83	16	0.0	0.0	0.0
Thursday, July 25, 2013	15:20	0:10	62	78	65	48	-3	2.8	121	17	0.0	0.0	0.0
Thursday, July 25, 2013	15:30	0:10	60	78	64	47	4	3.4	128	17	0.0	0.0	0.0
Thursday, July 25, 2013	15:40	0:10	59	74	63	47	-5	2.7	118	17	0.0	0.0	0.0
Thursday, July 25, 2013	15:50	0:10	59	74	64	48	-4	2.0	126	17	0.0	1.3	0.0
Thursday, July 25, 2013	16:00	0:10	60	72	64	47	-4	1.6	104	17	0.0	0.0	0.0
Thursday, July 25, 2013	16:10	0:10	61	73	65	48	-5	0.6	86	17	0.0	0.0	0.0
Thursday, July 25, 2013	16:20	0:10	61	76	64	50	-5	1.0	32	17	0.0	0.0	0.0
Thursday, July 25, 2013	16:30	0:10	62	78	65	50	-4	1.0	345	17	0.0	0.0	0.0
Thursday, July 25, 2013	16:40	0:10	61	75	65	49	-1	0.6	339	17	0.0	0.0	0.0
Thursday, July 25, 2013	16:50	0:10	61	74	65	49	0	1.1	335	17	0.0	0.0	0.0
Thursday, July 25, 2013	17:00	0:10	62	78	65	50	0	0.8	335	17	0.0	0.0	0.0
Thursday, July 25, 2013	17:10	0:10	62	74	66	51	-1	0.7	281	17	0.0	0.0	0.0
Thursday, July 25, 2013	17:20	0:10	60	70	64	50	-2	0.9	271	17	0.0	0.0	0.0
Thursday, July 25, 2013	17:30	0:10	63	81	66	51	-1	1.0	271	17	0.0	0.0	0.0
Thursday, July 25, 2013	17:40	0:10	64	77	67	51	0	0.9	284	16	0.0	0.0	0.0
Thursday, July 25, 2013	17:50	0:10	61	76	64	48	-1	1.0	308	16	0.0	0.0	0.0
Thursday, July 25, 2013	18:00	0:10	60	79	64	49	0	1.3	42	16	0.0	0.0	0.0
Thursday, July 25, 2013	18:10	0:10	60	72	64	51	-1	1.3	42	16	0.0	0.0	0.0
Thursday, July 25, 2013	18:20	0:10	64	78	67	49	-1	1.1	41	16	0.0	0.0	0.0
Thursday, July 25, 2013	18:30	0:10	61	78	64	48	0	1.3	41	16	0.0	0.0	0.0
Thursday, July 25, 2013	18:40	0:10	61	72	65	48	0	1.8	41	16	0.0	0.0	0.0
Thursday, July 25, 2013	18:50	0:10	60	71	64	47	0	1.9	41	15	0.0	0.0	0.0
Thursday, July 25, 2013	19:00	0:10	59	75	64	47	-1	1.8	41	15	0.0	0.0	0.0
Thursday, July 25, 2013	19:10	0:10	59	74	63	48	-1	1.9	41	15	0.0	0.0	0.0
Thursday, July 25, 2013	19:20	0:10	61	80	64	47	-1	2.5	48	15	0.0	0.0	0.0
Thursday, July 25, 2013	19:30	0:10	58	75	62	47	0	2.8	64	15	0.0	0.0	0.0
Thursday, July 25, 2013	19:40	0:10	58	71	63	47	-1	2.2	65	15	0.0	0.0	0.0
Thursday, July 25, 2013	19:50	0:10	57	70	61	48	0	1.9	72	15	0.0	0.0	0.0
Thursday, July 25, 2013	20:00	0:10	59	74	63	47	-1	2.4	76	15	0.0	0.0	0.0
Thursday, July 25, 2013	20:10	0:10	57	73	61	41	0	2.1	63	15	0.0	0.0	0.0
Thursday, July 25, 2013	20:20	0:10	58	78	62	41	0	2.3	67	15	0.0	0.0	0.0
Thursday, July 25, 2013	20:30	0:10	56	71	61	42	0	2.6	62	15	0.0	0.0	0.0
Thursday, July 25, 2013	20:40	0:10	56	69	61	41	-2	2.7	62	15	0.0	0.0	0.0
Thursday, July 25, 2013	20:50	0:10	58	74	62	41	-1	2.2	67	15	0.0	0.0	0.0
Thursday, July 25, 2013	21:00	0:10	56	71	61	41	0	2.3	61	15	0.0	0.0	0.0
Thursday, July 25, 2013	21:10	0:10	57	72	62	40	0	2.3	54	15	0.0	0.0	0.0
Thursday, July 25, 2013	21:20	0:10	54	67	60	40	-1	2.6	61	14	0.0	0.0	0.0
Thursday, July 25, 2013	21:30	0:10	55	68	61	40	17	3.6	63	15	0.0	0.0	0.0
Thursday, July 25, 2013	21:40	0:10	59	79	62	40	9	3.3	63	15	0.0	0.0	0.0
Thursday, July 25, 2013	21:50	0:10	56	72	61	41	37	3.7	63	15	0.0	0.0	0.0
Thursday, July 25, 2013	22:00	0:10	55	67	60	40	39	3.9	64	15	0.0	0.0	0.0
Thursday, July 25, 2013	22:10	0:10	54	65	59	39	-3	2.8	62	15	0.0	0.0	0.0
Thursday, July 25, 2013	22:20	0:10	52	71	55	40	48	3.7	51	15	0.0	0.0	0.0
Thursday, July 25, 2013	22:30	0:10	55	75	59	40	6	2.9	43	15	0.0	0.0	0.0
Thursday, July 25, 2013	22:40	0:10	54	67	59	40	6	3.1	52	14	0.0	0.0	0.0
Thursday, July 25, 2013	22:50	0:10	53	69	58	40	36	3.6	57	15	0.0	0.0	0.0
Thursday, July 25, 2013	23:00	0:10	56	73	59	41	41	3.9	63	15	0.0	0.0	0.0
Thursday, July 25, 2013	23:10	0:10	51	66	56	38	27	3.6	61	15	0.0	0.0	0.0
Thursday, July 25, 2013	23:20	0:10	50	64	55	39	-5	2.6	57	15	0.0	0.0	0.0
Thursday, July 25, 2013	23:30	0:10	50	68	53	39	23	3.6	62	15	0.0	0.0	0.0
Thursday, July 25, 2013	23:40	0:10	52	67	56	39	84	4.5	70	15	0.0	0.0	0.0
Thursday, July 25, 2013	23:50	0:10	48	65	50	38	34	3.8	70	15	0.0	0.0	0.0
Friday, July 26, 2013	0:00	0:10	50	70	50	37	23	3.7	67	15	0.0	0.0	0.0
Friday, July 26, 2013	0:10	0:10	53	74	51	37	73	4.5	67	15	0.0	0.0	0.0
Friday, July 26, 2013	0:20	0:10	51	70	52	38	200	5.6	73	15	0.0	0.0	0.0
Friday, July 26, 2013	0:30	0:10	48	68	47	41	200	5.5	75	15	0.0	0.0	0.0
Friday, July 26, 2013	0:40	0:10	50	67	46	41	176	5.3	78	14	0.0	0.0	0.0
Friday, July 26, 2013	0:50	0:10	49	69	44	37	149	5.1	74	14	0.0	0.0	0.0
Friday, July 26, 2013	1:00	0:10	49	68	45	36	167	5.3	75	14	0.0	0.0	0.0
Friday, July 26, 2013	1:10	0:10	47	65	46	37	171	5.4	75	14	0.0	0.0	0.0
Friday, July 26, 2013	1:20	0:10	44	46	45	41	73	4.4	66	14	0.0	0.0	0.0
Friday, July 26, 2013	1:30	0:10	53	74	48	42	34	3.8	59	14	0.0	0.0	0.0
Friday, July 26, 2013	1:40	0:10	51	74	46	43	-6	2.7	52	14	0.0	0.0	0.0
Friday, July 26, 2013	1:50	0:10	49	70	45	41	13	3.5	63	14	0.0	0.0	0.0
Friday, July 26, 2013	2:00	0:10	44	61	45	37	-2	3.7	62	14	0.0	0.0	0.0
Friday, July 26, 2013	2:10	0:10	50	73	45	37	-4	4.4	65	14	0.0	0.0	0.0
Friday, July 26, 2013	2:20	0:10	40	57	42	36	-4	4.9	70	14	0.0	0.0	0.0
Friday, July 26, 2013	2:30	0:10	50	71	48	37	-4	4.6	72	15	0.0	0.0	0.0
Friday, July 26, 2013	2:40	0:10	37	42	39	36	-4	5.0	74	15	0.0	0.0	0.0
Friday, July 26, 2013	2:50	0:10	37	43	39	36	-4	5.5	75	14	0.0	0.0	0.0

Table A-5: Location 3 Summer Compliance Evaluation

Date	Time	Duration	Leq	Lmax	L(10)	L(90)	WT E2	WT E2	Onsite Met	Onsite Met	Loc. 6	Loc. 6	Loc. 6
	Start Time	(min)	(dBA)	(dBA)	(dBA)	(dBA)	Output (kW)	HH WS (m/s)	WD @ 75m (degrees)	Temp. (°C)	Avg. WS @ 2m (m/s)	Gust WS @ 2m (m/s)	Precip. (mm)
Friday, July 26, 2013	3:00	0:10	44	64	38	36	84	4.6	79	14	0.0	0.0	0.0
Friday, July 26, 2013	3:10	0:10	50	73	39	36	127	4.8	82	14	0.0	0.0	0.0
Friday, July 26, 2013	3:20	0:10	52	74	47	36	63	4.0	76	14	0.0	0.0	0.0
Friday, July 26, 2013	3:30	0:10	41	48	47	36	-3	2.6	67	14	0.0	0.0	0.0
Friday, July 26, 2013	3:40	0:10	49	67	45	40	5	3.4	65	14	0.0	0.0	0.0
Friday, July 26, 2013	3:50	0:10	53	74	49	38	9	3.4	62	14	0.0	0.0	0.0
Friday, July 26, 2013	4:00	0:10	49	70	45	36	28	3.8	61	14	0.0	0.0	0.0
Friday, July 26, 2013	4:10	0:10	54	77	44	36	19	3.6	61	14	0.0	0.0	0.0
Friday, July 26, 2013	4:20	0:10	50	70	44	38	-5	2.6	49	14	0.0	0.0	0.0
Friday, July 26, 2013	4:30	0:10	55	77	56	40	-4	1.8	39	14	0.0	0.0	0.0
Friday, July 26, 2013	4:40	0:10	52	70	54	37	-4	1.1	33	14	0.0	0.0	0.0
Friday, July 26, 2013	4:50	0:10	53	74	55	37	-4	1.1	22	14	0.0	0.0	0.0
Friday, July 26, 2013	5:00	0:10	57	77	55	37	-5	1.7	12	14	0.0	0.0	0.0
Friday, July 26, 2013	5:10	0:10	60	80	63	40	-4	2.3	6	14	0.0	0.0	0.0
Friday, July 26, 2013	5:20	0:10	57	77	61	40	-3	2.9	6	14	0.0	0.0	0.0
Friday, July 26, 2013	5:30	0:10	61	82	63	40	-1	2.4	13	14	0.0	0.0	0.0
Friday, July 26, 2013	5:40	0:10	60	75	64	40	-2	3.0	2	14	0.0	0.0	0.0
Friday, July 26, 2013	5:50	0:10	56	69	61	40	20	3.6	344	14	0.0	0.0	0.0
Friday, July 26, 2013	6:00	0:10	59	80	63	39	7	3.3	340	14	0.0	0.0	0.0
Friday, July 26, 2013	6:10	0:10	62	83	66	41	18	3.5	331	14	0.0	0.0	0.0
Friday, July 26, 2013	6:20	0:10	68	78	69	67	41	3.9	320	13	0.0	0.0	0.0
Friday, July 26, 2013	6:30	0:10	69	78	70	67	33	3.7	325	13	0.0	0.0	0.0
Friday, July 26, 2013	6:40	0:10	69	79	70	67	4	3.2	335	13	0.0	0.0	0.0
Friday, July 26, 2013	6:50	0:10	68	77	69	67	26	3.6	343	14	0.0	0.0	0.0
Friday, July 26, 2013	7:00	0:10	68	75	69	67	-5	2.4	344	14	0.0	0.0	0.0
Friday, July 26, 2013	7:10	0:10	67	81	69	41	-5	2.0	358	14	0.0	0.0	0.0
Friday, July 26, 2013	7:20	0:10	61	79	65	40	2	2.9	346	14	0.0	0.2	0.0
Friday, July 26, 2013	7:30	0:10	63	79	67	48	14	3.4	338	14	0.0	0.0	0.0
Friday, July 26, 2013	7:40	0:10	63	77	65	43	19	3.4	328	14	0.0	0.0	0.0
Friday, July 26, 2013	7:50	0:10	61	79	64	43	93	4.4	332	14	0.0	0.0	0.0
Friday, July 26, 2013	8:00	0:10	61	75	65	49	62	4.0	331	14	0.0	0.0	0.0
Friday, July 26, 2013	8:10	0:10	63	77	67	41	-3	2.5	354	14	0.0	0.0	0.0
Friday, July 26, 2013	8:20	0:10	61	75	65	42	-5	2.4	348	14	0.0	0.0	0.0
Friday, July 26, 2013	8:30	0:10	62	78	66	44	-4	2.4	345	14	0.0	0.0	0.0
Friday, July 26, 2013	8:40	0:10	60	78	63	40	-4	2.5	336	14	0.0	0.0	0.0
Friday, July 26, 2013	8:50	0:10	62	84	64	41	-4	2.1	349	15	0.0	0.0	0.0
Friday, July 26, 2013	9:00	0:10	62	83	66	46	-4	2.1	336	15	0.0	0.0	0.0
Friday, July 26, 2013	9:10	0:10	63	78	66	48	-4	2.0	335	15	0.0	0.7	0.0
Friday, July 26, 2013	9:20	0:10	60	75	63	49	-1	2.2	328	15	0.0	0.0	0.0
Friday, July 26, 2013	9:30	0:10	58	75	62	47	-1	2.3	339	15	0.0	0.0	0.0
Friday, July 26, 2013	9:40	0:10	58	72	63	47	0	1.7	359	15	0.0	0.0	0.0
Friday, July 26, 2013	9:50	0:10	60	84	63	46	0	1.6	0	16	0.0	0.4	0.0
Friday, July 26, 2013	10:00	0:10	62	83	64	40	0	1.3	360	16	0.0	0.0	0.0
Friday, July 26, 2013	10:10	0:10	61	78	64	42	0	1.3	6	16	0.0	0.0	0.0
Friday, July 26, 2013	10:20	0:10	60	75	64	43	0	2.3	355	16	0.0	0.2	0.0
Friday, July 26, 2013	10:30	0:10	61	75	65	44	0	1.5	344	16	0.0	0.9	0.0
Friday, July 26, 2013	10:40	0:10	62	79	65	46	0	1.7	7	16	0.2	2.4	0.0
Friday, July 26, 2013	10:50	0:10	60	77	63	43	-1	1.8	337	16	0.0	1.5	0.0
Friday, July 26, 2013	11:00	0:10	60	79	63	42	-1	2.0	351	16	0.2	2.6	0.0
Friday, July 26, 2013	11:10	0:10	60	75	64	42	-1	1.6	4	16	0.0	0.9	0.0
Friday, July 26, 2013	11:20	0:10	62	78	65	46	-1	2.6	339	16	0.0	1.7	0.0
Friday, July 26, 2013	11:30	0:10	61	76	64	49	-2	3.1	332	16	0.0	0.6	0.0
Friday, July 26, 2013	11:40	0:10	61	77	65	49	24	3.5	325	16	0.2	2.4	0.0
Friday, July 26, 2013	11:50	0:10	60	77	64	49	22	3.4	324	16	0.2	2.0	0.0
Friday, July 26, 2013	12:00	0:10	60	76	64	49	47	3.8	330	17	0.0	1.5	0.0
Friday, July 26, 2013	12:10	0:10	62	76	65	51	110	4.7	324	17	0.2	2.4	0.0
Friday, July 26, 2013	12:20	0:10	61	80	64	50	155	5.2	319	17	0.2	2.0	0.0
Friday, July 26, 2013	12:30	0:10	61	75	64	52	170	5.2	315	18	0.2	2.2	0.0
Friday, July 26, 2013	12:40	0:10	62	78	66	51	232	5.7	319	18	0.2	3.3	0.0
Friday, July 26, 2013	12:50	0:10	61	78	64	51	168	5.1	324	19	0.2	3.3	0.0
Friday, July 26, 2013	13:00	0:10	61	75	64	51	207	5.4	315	19	0.6	3.2	0.0
Friday, July 26, 2013	13:10	0:10	61	76	64	52	176	5.4	315	18	0.4	2.8	0.0
Friday, July 26, 2013	13:20	0:10	60	75	63	53	136	4.8	312	19	0.4	3.3	0.0
Friday, July 26, 2013	13:30	0:10	61	74	64	52	266	5.8	306	19	0.4	4.3	0.0
Friday, July 26, 2013	13:40	0:10	62	76	64	54	374	6.5	306	20	0.7	3.7	0.0
Friday, July 26, 2013	13:50	0:10	63	82	65	54	234	6.6	315	20	0.7	3.7	0.0
Friday, July 26, 2013	14:00	0:10	62	76	64	54	0	7.5	310	21	0.7	4.1	0.0
Friday, July 26, 2013	14:10	0:10	61	73	64	54	0	7.8	314	20	0.9	6.3	0.0
Friday, July 26, 2013	14:20	0:10	62	77	64	53	0	7.9	307	20	1.5	4.4	0.0
Friday, July 26, 2013	14:30	0:10	62	76	65	54	0	8.1	308	20	0.6	3.5	0.0
Friday, July 26, 2013	14:40	0:10	64	85	65	53	0	8.8	308	20	0.7	5.4	0.0
Friday, July 26, 2013	14:50	0:10	61	76	64	53	0	8.8	309	20	0.2	4.3	0.0
Friday, July 26, 2013	15:00	0:10	62	78	65	53	590	8.1	313	20	0.6	4.4	0.0
Friday, July 26, 2013	15:10	0:10	61	75	63	55	694	7.8	311	20	0.9	3.9	0.0
Friday, July 26, 2013	15:20	0:10	62	79	65	53	784	8.2	314	20	1.3	4.3	0.0
Friday, July 26, 2013	15:30	0:10	62	75	65	53	856	8.4	322	21	0.7	4.4	0.0
Friday, July 26, 2013	15:40	0:10	62	78	65	53	661	7.8	312	21	0.7	4.6	0.0
Friday, July 26, 2013	15:50	0:10	61	75	64	53	480	7.0	317	21	0.9	3.9	0.0
Friday, July 26, 2013	16:00	0:10	61	71	64	54	601	7.6	316	22	1.1	4.1	0.0
Friday, July 26, 2013	16:10	0:10	61	74	64	52	553	7.4	310	21	1.3	4.8	0.0
Friday, July 26, 2013	16:20	0:10	61	74	64	54	796	8.2	308	21	1.1	4.1	0.0
Friday, July 26, 2013	16:30	0:10	63	77	65	55	916	8.6	308	21	0.6	3.7	0.0
Friday, July 26, 2013	16:40	0:10	61	70	64	54	1105	9.3	307	21	1.1	4.8	0.0
Friday, July 26, 2013	16:50	0:10	61	74	65	54	1114	9.5	307	20	0.7	3.7	0.0
Friday, July 26, 2013	17:00	0:10	61	75	63	53	1267	9.7	314	19	0.4	3.2	0.0
Friday, July 26, 2013	17:10	0:10	63	84	65	54	1271	9.9	319	19	0.7	4.8	0.0
Friday, July 26, 2013	17:20	0:10	61	72	64	52	789	8.2	321	19	0.4	3.2	0.0
Friday, July 26, 2013	17:30	0:10	61	74	65	52	724	8.2	322	19	0.6	4.1	0.0
Friday, July 26, 2013	17:40	0:10	61	78	65	52	597	7.5	325	19	0.9	4.1	0.0
Friday, July 26, 2013	17:50	0:10	60	74	63	52	604	7.5	315	19	0.4	3.0	0.0
Friday, July 26, 2013	18:00	0:10	61	77	64	52	803	8.3	313	19	0.4	3.5	0.0

Table A-5: Location 3 Summer Compliance Evaluation

Date	Time	Duration	Leq	Lmax	L(10)	L(90)	WT E2	WT E2	Onsite Met	Onsite Met	Loc. 6	Loc. 6	Loc. 6
	Start Time	(min)	(dBA)	(dBA)	(dBA)	(dBA)	Output (kW)	HH WS (m/s)	WD @ 75m (degrees)	Temp. (°C)	Avg. WS @ 2m (m/s)	Gust WS @ 2m (m/s)	Precip. (mm)
Friday, July 26, 2013	18:10	0:10	60	77	63	51	905	8.7	315	19	0.0	1.9	0.0
Friday, July 26, 2013	18:20	0:10	60	74	63	51	1031	8.9	319	18	0.4	3.7	0.0
Friday, July 26, 2013	18:30	0:10	59	70	63	50	974	8.8	317	19	0.4	3.7	0.0
Friday, July 26, 2013	18:40	0:10	59	74	63	50	1007	9.2	312	19	1.1	4.3	0.0
Friday, July 26, 2013	18:50	0:10	59	70	63	50	1318	10.0	315	19	0.4	3.2	0.0
Friday, July 26, 2013	19:00	0:10	59	70	63	51	1397	10.5	312	18	0.4	4.4	0.0
Friday, July 26, 2013	19:10	0:10	59	70	63	50	1370	10.1	309	19	0.6	3.3	0.0
Friday, July 26, 2013	19:20	0:10	61	76	64	51	950	8.7	313	18	0.6	3.7	0.0
Friday, July 26, 2013	19:30	0:10	59	71	62	50	731	7.9	323	18	0.2	3.5	0.0
Friday, July 26, 2013	19:40	0:10	61	76	64	50	943	8.9	324	18	0.4	3.2	0.0
Friday, July 26, 2013	19:50	0:10	60	75	64	51	1342	10.1	325	17	0.6	3.9	0.0
Friday, July 26, 2013	20:00	0:10	60	75	63	54	1329	9.8	329	17	0.6	3.5	0.0
Friday, July 26, 2013	20:10	0:10	59	71	62	54	1050	9.3	317	17	0.6	3.7	0.0
Friday, July 26, 2013	20:20	0:10	58	68	61	54	1169	9.6	318	17	0.2	3.3	0.0
Friday, July 26, 2013	20:30	0:08	59	73	62	54	1322	9.9	321	17	0.0	0.0	0.0
Friday, July 26, 2013	20:40						1455	10.3	319	16	0.0	0.0	0.0
Friday, July 26, 2013	20:50	0:10	61	83	63	58	1043	9.2	326	16	0.2	2.6	0.0
Friday, July 26, 2013	21:00	0:10	61	75	63	58	746	8.0	320	16	0.2	3.2	0.0
Friday, July 26, 2013	21:10	0:10	61	70	64	58	499	6.9	318	16	0.0	1.5	0.0
Friday, July 26, 2013	21:20	0:10	61	74	64	58	745	7.9	318	16	0.2	2.2	0.0
Friday, July 26, 2013	21:30	0:10	61	76	63	49	681	7.9	316	16	0.0	2.8	0.0
Friday, July 26, 2013	21:40	0:10	58	74	62	42	904	8.5	311	16	0.0	0.0	0.0
Friday, July 26, 2013	21:50	0:10	56	68	61	43	1029	8.9	312	15	0.0	0.0	0.0
Friday, July 26, 2013	22:00	0:10	56	69	62	43	1093	9.1	312	15	0.0	1.9	0.0
Friday, July 26, 2013	22:10	0:10	57	70	61	44	1319	9.9	310	15	0.0	2.8	0.0
Friday, July 26, 2013	22:20	0:10	58	71	62	46	1262	9.4	310	15	0.2	2.2	0.0
Friday, July 26, 2013	22:30	0:10	57	74	61	45	1432	10.3	307	15	0.2	2.8	0.0
Friday, July 26, 2013	22:40	0:10	56	72	60	43	913	8.6	319	15	0.4	3.3	0.0
Friday, July 26, 2013	22:50	0:10	56	73	60	42	836	8.5	324	15	0.4	3.2	0.0
Friday, July 26, 2013	23:00	0:10	54	67	59	45	920	8.5	321	15	0.2	1.9	0.0
Friday, July 26, 2013	23:10	0:10	54	71	59	42	840	8.3	314	15	0.2	2.6	0.0
Friday, July 26, 2013	23:20	0:10	57	71	61	42	599	7.3	310	15	0.2	2.6	0.0
Friday, July 26, 2013	23:30	0:10	54	68	60	42	1148	9.4	306	14	0.4	3.0	0.0
Friday, July 26, 2013	23:40	0:10	52	66	55	43	1471	10.4	306	14	0.2	3.2	0.0
Friday, July 26, 2013	23:50	0:10	53	72	54	40	1237	9.7	314	14	0.2	2.4	0.0
Saturday, July 27, 2013	0:00	0:10	53	69	57	41	1210	9.5	318	14	0.2	2.6	0.0
Saturday, July 27, 2013	0:10	0:10	53	72	55	40	1514	10.4	317	14	0.2	2.2	0.0
Saturday, July 27, 2013	0:20	0:10	52	66	57	39	1383	10.0	318	14	0.2	2.0	0.0
Saturday, July 27, 2013	0:30	0:10	52	68	56	40	1453	10.3	315	14	0.0	1.7	0.0
Saturday, July 27, 2013	0:40	0:10	51	70	51	41	1344	9.8	323	14	0.2	2.6	0.0
Saturday, July 27, 2013	0:50	0:10	47	63	46	39	1150	9.3	321	14	0.2	2.0	0.0
Saturday, July 27, 2013	1:00	0:10	47	65	45	40	1356	10.0	316	14	0.0	1.3	0.0
Saturday, July 27, 2013	1:10	0:10	48	63	51	42	1646	10.9	315	14	0.4	1.9	0.0
Saturday, July 27, 2013	1:20	0:10	52	64	56	44	1505	10.4	316	14	0.0	1.9	0.0
Saturday, July 27, 2013	1:30	0:10	51	63	54	44	1530	10.5	318	14	0.0	2.2	0.0
Saturday, July 27, 2013	1:40	0:10	53	65	57	47	1733	11.3	315	14	0.0	2.2	0.0
Saturday, July 27, 2013	1:50	0:10	51	63	55	44	1502	10.7	317	14	0.2	2.6	0.0
Saturday, July 27, 2013	2:00	0:10	48	65	50	41	-2	11.1	320	14	0.2	1.9	0.0
Saturday, July 27, 2013	2:10	0:10	49	67	50	42	-4	11.2	316	14	0.4	2.8	0.0
Saturday, July 27, 2013	2:20	0:10	48	62	52	42	-4	11.8	315	14	0.2	2.6	0.0
Saturday, July 27, 2013	2:30	0:10	45	59	47	40	-4	12.3	318	14	0.2	1.7	0.0
Saturday, July 27, 2013	2:40	0:10	48	67	49	40	-4	12.4	317	14	0.0	1.7	0.0
Saturday, July 27, 2013	2:50	0:10	43	49	45	39	-4	13.4	317	14	0.0	1.5	0.0
Saturday, July 27, 2013	3:00	0:10	49	68	48	40	1594	11.8	320	14	0.0	1.1	0.0
Saturday, July 27, 2013	3:10	0:10	49	65	50	40	1923	11.5	315	14	0.4	3.3	0.0
Saturday, July 27, 2013	3:20	0:10	45	56	48	41	1905	11.5	314	14	0.6	3.7	0.0
Saturday, July 27, 2013	3:30	0:10	50	59	52	44	1857	11.3	314	14	0.7	4.1	0.0
Saturday, July 27, 2013	3:40	0:10	51	63	53	45	1303	9.6	314	14	0.6	3.3	0.0
Saturday, July 27, 2013	3:50	0:10	53	66	56	45	1266	9.6	312	14	0.6	4.4	0.0
Saturday, July 27, 2013	4:00	0:10	51	70	53	44	794	8.1	318	14	0.6	3.3	0.0
Saturday, July 27, 2013	4:10	0:10	50	66	51	43	1008	9.0	325	14	0.4	2.6	0.0
Saturday, July 27, 2013	4:20	0:10	48	67	48	40	1256	9.7	323	14	0.2	2.2	0.0
Saturday, July 27, 2013	4:30	0:10	46	65	44	38	987	8.8	320	14	0.2	3.3	0.0
Saturday, July 27, 2013	4:40	0:10	54	75	52	38	854	8.4	316	13	0.0	1.1	0.0
Saturday, July 27, 2013	4:50	0:10	55	76	54	38	886	8.4	319	13	0.0	1.9	0.0
Saturday, July 27, 2013	5:00	0:10	50	69	49	39	1001	8.9	320	13	0.0	0.7	0.0
Saturday, July 27, 2013	5:10	0:10	56	78	58	41	935	8.6	314	13	0.0	2.0	0.0
Saturday, July 27, 2013	5:20	0:10	50	72	51	39	836	8.5	310	13	0.0	1.9	0.0
Saturday, July 27, 2013	5:30	0:10	54	68	59	40	1039	9.1	308	13	0.0	2.6	0.0
Saturday, July 27, 2013	5:40	0:10	55	69	60	40	1016	8.9	308	13	0.0	3.0	0.0
Saturday, July 27, 2013	5:50	0:10	52	68	56	39	1017	8.9	309	13	0.2	2.2	0.0
Saturday, July 27, 2013	6:00	0:10	55	68	60	42	1119	9.4	310	14	0.2	2.4	0.0
Saturday, July 27, 2013	6:10	0:10	56	70	59	46	941	8.7	312	14	0.0	1.9	0.0
Saturday, July 27, 2013	6:20	0:10	59	76	63	44	927	8.6	319	14	0.0	1.1	0.0
Saturday, July 27, 2013	6:30	0:10	57	73	62	44	1242	9.7	323	14	0.0	1.3	0.0
Saturday, July 27, 2013	6:40	0:10	58	76	62	40	1244	9.7	318	14	0.0	1.1	0.0
Saturday, July 27, 2013	6:50	0:10	58	68	62	42	1029	9.0	316	14	0.0	0.0	0.0
Saturday, July 27, 2013	7:00	0:10	61	77	65	44	844	8.4	310	14	0.0	2.0	0.0
Saturday, July 27, 2013	7:10	0:10	59	77	63	46	756	8.0	312	15	0.2	3.2	0.0
Saturday, July 27, 2013	7:20	0:10	57	71	62	43	449	6.8	321	15	0.4	3.3	0.0
Saturday, July 27, 2013	7:30	0:10	61	80	64	46	484	6.8	328	16	0.2	2.8	0.0
Saturday, July 27, 2013	7:40	0:10	62	80	65	49	625	7.4	329	16	0.2	2.6	0.0
Saturday, July 27, 2013	7:50	0:10	59	71	64	47	447	6.8	333	16	0.0	2.4	0.0
Saturday, July 27, 2013	8:00	0:10	60	74	64	44	417	6.7	332	16	0.0	1.1	0.0
Saturday, July 27, 2013	8:10	0:10	60	76	64	45	225	5.5	325	17	0.0	1.9	0.0
Saturday, July 27, 2013	8:20	0:10	59	71	63	45	75	4.4	323	17	0.0	0.0	0.0
Saturday, July 27, 2013	8:30	0:10	62	82	64	49	68	4.1	324	17	0.0	2.8	0.0
Saturday, July 27, 2013	8:40	0:10	61	79	65	46	16	3.2	323	18	0.6	4.1	0.0
Saturday, July 27, 2013	8:50	0:10	63	86	64	47	29	3.6	323	18	0.2	2.4	0.0
Saturday, July 27, 2013	9:00	0:10	60	73	64	49	21	3.4	315	18	0.0	1.9	0.0
Saturday, July 27, 2013	9:10	0:10	64	81	67	51	74	4.1	315	19	0.2	3.3	0.0

Table A-5: Location 3 Summer Compliance Evaluation

Date	Time	Duration	Leq	Lmax	L(10)	L(90)	WT E2	WT E2	Onsite Met	Onsite Met	Loc. 6	Loc. 6	Loc. 6
	Start Time	(min)	(dBA)	(dBA)	(dBA)	(dBA)	Output (kW)	HH WS (m/s)	WD @ 75m (degrees)	Temp. (°C)	Avg. WS @ 2m (m/s)	Gust WS @ 2m (m/s)	Precip. (mm)
Saturday, July 27, 2013	9:20	0:10	62	78	65	51	217	5.6	314	19	0.0	1.3	0.0
Saturday, July 27, 2013	9:30	0:10	60	69	64	53	460	6.9	313	19	0.0	1.7	0.0
Saturday, July 27, 2013	9:40	0:10	60	73	64	51	369	6.5	308	20	0.2	3.2	0.0
Saturday, July 27, 2013	9:50	0:10	61	72	64	51	406	6.7	305	20	0.2	2.6	0.0
Saturday, July 27, 2013	10:00	0:10	63	72	66	60	245	5.8	308	20	0.2	2.0	0.0
Saturday, July 27, 2013	10:10	0:10	62	76	65	54	174	5.2	307	20	0.2	3.7	0.0
Saturday, July 27, 2013	10:20	0:10	62	77	65	52	150	5.1	289	20	0.4	3.5	0.0
Saturday, July 27, 2013	10:30	0:10	63	80	66	52	126	4.9	318	21	0.0	1.3	0.0
Saturday, July 27, 2013	10:40	0:10	61	77	64	52	250	5.9	308	21	0.0	0.6	0.0
Saturday, July 27, 2013	10:50	0:10	63	79	65	53	231	5.7	297	21	0.4	3.7	0.0
Saturday, July 27, 2013	11:00	0:10	62	81	64	53	172	5.2	308	21	0.6	3.7	0.0
Saturday, July 27, 2013	11:10	0:10	61	76	65	52	85	4.3	293	22	0.4	3.3	0.0
Saturday, July 27, 2013	11:20	0:10	61	77	64	50	86	4.4	299	22	0.4	2.6	0.0
Saturday, July 27, 2013	11:30	0:10	62	75	66	53	87	4.6	311	22	0.2	2.8	0.0
Saturday, July 27, 2013	11:40	0:10	64	82	65	52	240	5.8	273	22	0.4	3.0	0.0
Saturday, July 27, 2013	11:50	0:10	63	79	65	52	149	5.1	308	23	0.2	2.0	0.0
Saturday, July 27, 2013	12:00	0:10	62	78	65	52	138	5.2	286	23	0.4	3.2	0.0
Saturday, July 27, 2013	12:10	0:10	62	76	65	53	8	3.2	308	23	0.4	2.8	0.0
Saturday, July 27, 2013	12:20	0:10	60	73	64	51	118	4.8	296	23	0.4	2.8	0.0
Saturday, July 27, 2013	12:30	0:10	60	74	64	51	3	3.2	326	23	0.2	2.0	0.0
Saturday, July 27, 2013	12:40	0:10	59	72	63	49	-9	2.8	298	22	0.4	2.8	0.0
Saturday, July 27, 2013	12:50	0:10	59	71	63	50	29	3.6	297	23	0.2	1.9	0.0
Saturday, July 27, 2013	13:00	0:10	59	71	63	51	-10	3.4	277	23	0.2	2.0	0.0
Saturday, July 27, 2013	13:10	0:10	61	77	64	52	-9	2.1	263	23	0.0	1.7	0.0
Saturday, July 27, 2013	13:20	0:10	61	70	64	54	-9	2.8	260	24	0.0	1.7	0.0
Saturday, July 27, 2013	13:30	0:10	61	75	64	51	-6	2.9	258	24	0.2	2.0	0.0
Saturday, July 27, 2013	13:40	0:10	60	71	64	50	-5	2.9	226	24	0.2	1.7	0.0
Saturday, July 27, 2013	13:50	0:10	62	77	65	51	3	2.6	231	24	0.2	1.9	0.0
Saturday, July 27, 2013	14:00	0:10	61	76	65	51	-4	4.5	243	24	0.2	2.0	0.0
Saturday, July 27, 2013	14:10	0:10	62	76	65	51	-4	4.5	229	24	0.0	0.6	0.0
Saturday, July 27, 2013	14:20	0:10	62	75	64	52	-4	3.4	247	23	0.2	2.2	0.0
Saturday, July 27, 2013	14:30	0:10	60	76	64	51	-4	3.6	241	24	0.6	3.7	0.0
Saturday, July 27, 2013	14:40	0:10	61	74	65	52	-4	5.6	244	24	0.2	1.9	0.0
Saturday, July 27, 2013	14:50	0:10	62	79	64	50	-4	4.7	245	25	0.4	2.4	0.0
Saturday, July 27, 2013	15:00	0:10	61	75	65	52	57	4.6	242	24	0.4	3.2	0.0
Saturday, July 27, 2013	15:10	0:10	64	89	64	52	211	5.7	234	24	0.2	2.4	0.0
Saturday, July 27, 2013	15:20	0:10	61	76	64	52	198	5.4	237	24	0.0	1.9	0.0
Saturday, July 27, 2013	15:30	0:10	62	79	65	52	17	3.7	211	24	0.2	1.9	0.0
Saturday, July 27, 2013	15:40	0:10	62	75	65	53	54	3.9	232	25	0.2	2.0	0.0
Saturday, July 27, 2013	15:50	0:10	61	74	65	51	68	4.0	250	25	0.2	2.6	0.0
Saturday, July 27, 2013	16:00	0:10	61	79	65	50	-5	2.0	237	25	0.0	1.3	0.0
Saturday, July 27, 2013	16:10	0:10	62	76	65	52	-5	1.2	184	24	0.0	1.1	0.0
Saturday, July 27, 2013	16:20	0:10	62	75	65	50	-5	1.7	154	24	0.0	1.1	0.0
Saturday, July 27, 2013	16:30	0:10	61	78	64	52	-5	1.5	160	24	0.0	1.3	0.0
Saturday, July 27, 2013	16:40	0:10	63	81	65	52	-5	2.4	148	23	0.0	0.0	0.0
Saturday, July 27, 2013	16:50	0:10	60	74	64	51	-4	1.4	155	23	0.0	0.0	0.0
Saturday, July 27, 2013	17:00	0:10	61	77	64	51	-1	1.7	139	23	0.0	0.2	0.0
Saturday, July 27, 2013	17:10	0:10	63	78	66	51	-2	2.5	153	23	0.0	0.0	0.0
Saturday, July 27, 2013	17:20	0:10	61	76	64	52	-1	1.9	188	24	0.0	0.0	0.0
Saturday, July 27, 2013	17:30	0:10	61	74	64	51	-5	2.9	202	23	0.0	0.0	0.0
Saturday, July 27, 2013	17:40	0:10	60	75	63	51	-5	1.0	204	24	0.0	0.0	0.0
Saturday, July 27, 2013	17:50	0:10	60	77	64	51	-6	1.4	204	24	0.0	0.0	0.0
Saturday, July 27, 2013	18:00	0:10	60	76	63	51	-4	2.2	193	23	0.0	0.0	0.0
Saturday, July 27, 2013	18:10	0:10	61	77	63	51	-1	2.8	186	22	0.0	0.0	0.0
Saturday, July 27, 2013	18:20	0:10	60	80	63	49	13	3.5	174	21	0.0	0.0	0.0
Saturday, July 27, 2013	18:30	0:10	62	79	65	51	-5	2.8	176	21	0.0	0.0	0.0
Saturday, July 27, 2013	18:40	0:10	61	78	64	50	12	3.4	166	21	0.0	0.0	0.0
Saturday, July 27, 2013	18:50	0:10	60	73	64	49	69	4.3	158	21	0.0	0.0	0.0
Saturday, July 27, 2013	19:00	0:10	69	92	64	49	109	4.7	154	21	0.0	0.0	0.0
Saturday, July 27, 2013	19:10	0:10	59	74	64	48	258	6.1	144	21	0.0	0.0	0.0
Saturday, July 27, 2013	19:20	0:10	59	70	63	50	295	6.1	153	20	0.0	0.0	0.0
Saturday, July 27, 2013	19:30	0:10	61	82	64	50	343	6.3	153	20	0.0	0.0	0.0
Saturday, July 27, 2013	19:40	0:10	60	76	62	49	85	3.8	158	20	0.0	0.0	0.0
Saturday, July 27, 2013	19:50	0:10	59	71	63	49	68	3.5	156	19	0.0	0.0	0.0
Saturday, July 27, 2013	20:00	0:10	57	70	62	48	75	3.8	158	19	0.0	0.0	0.0
Saturday, July 27, 2013	20:10	0:10	60	74	63	49	137	4.3	161	20	0.0	0.0	0.0
Saturday, July 27, 2013	20:20	0:10	58	70	62	48	122	4.1	162	20	0.0	0.0	0.0
Saturday, July 27, 2013	20:30	0:10	58	74	61	49	106	4.0	165	19	0.0	0.0	0.0
Saturday, July 27, 2013	20:40	0:10	57	70	62	47	58	3.5	164	19	0.0	0.0	0.0
Saturday, July 27, 2013	20:50	0:10	59	74	63	48	50	3.4	161	19	0.0	0.0	0.0
Saturday, July 27, 2013	21:00	0:10	57	72	61	46	227	5.3	157	19	0.0	0.0	0.0
Saturday, July 27, 2013	21:10	0:10	58	75	62	42	377	6.2	157	19	0.0	0.0	0.0
Saturday, July 27, 2013	21:20	0:10	57	72	62	40	252	5.1	161	19	0.0	0.0	0.0
Saturday, July 27, 2013	21:30	0:10	56	70	61	40	61	3.5	169	19	0.0	0.0	0.0
Saturday, July 27, 2013	21:40	0:10	57	72	62	41	70	3.8	171	19	0.0	0.0	0.0
Saturday, July 27, 2013	21:50	0:10	58	78	61	41	170	5.0	175	18	0.0	0.0	0.0
Saturday, July 27, 2013	22:00	0:10	58	77	62	42	261	5.6	179	18	0.0	0.0	0.0
Saturday, July 27, 2013	22:10	0:10	57	74	62	41	262	5.6	185	18	0.0	0.0	0.0
Saturday, July 27, 2013	22:20	0:10	58	71	63	41	265	5.7	186	18	0.0	0.0	0.0
Saturday, July 27, 2013	22:30	0:10	57	74	61	40	220	5.5	188	18	0.0	0.0	0.0
Saturday, July 27, 2013	22:40	0:10	57	73	61	40	195	5.5	189	18	0.0	0.0	0.0
Saturday, July 27, 2013	22:50	0:10	63	85	62	40	163	5.2	187	17	0.0	0.0	0.0
Saturday, July 27, 2013	23:00	0:10	55	72	60	40	172	5.3	179	17	0.0	0.0	0.0
Saturday, July 27, 2013	23:10	0:10	55	73	59	39	155	5.0	177	18	0.0	0.0	0.0
Saturday, July 27, 2013	23:20	0:10	54	70	58	38	124	4.7	181	18	0.0	0.0	0.0
Saturday, July 27, 2013	23:30	0:10	53	70	58	38	133	5.0	182	17	0.0	0.0	0.0
Saturday, July 27, 2013	23:40	0:10	52	72	55	38	153	4.9	178	17	0.0	0.0	0.0
Saturday, July 27, 2013	23:50	0:10	55	72	59	38	160	5.0	178	17	0.0	0.0	0.0
Sunday, July 28, 2013	0:00	0:10	51	66	53	38	179	4.8	175	17	0.0	0.0	0.0
Sunday, July 28, 2013	0:10	0:10	50	66	54	38	153	4.7	181	17	0.0	0.0	0.0
Sunday, July 28, 2013	0:20	0:10	50	67	53	37	153	5.0	182	17	0.0	0.0	0.0

Table A-5: Location 3 Summer Compliance Evaluation

Date	Time	Duration	Leq	Lmax	L(10)	L(90)	WT E2	WT E2	Onsite Met	Onsite Met	Loc. 6	Loc. 6	Loc. 6
	Start Time	(min)	(dBA)	(dBA)	(dBA)	(dBA)	Output (kW)	HH WS (m/s)	WD @ 75m (degrees)	Temp. (°C)	Avg. WS @ 2m (m/s)	Gust WS @ 2m (m/s)	Precip. (mm)
Sunday, July 28, 2013	0:30	0:10	50	69	53	37	142	4.7	187	17	0.0	0.0	0.0
Sunday, July 28, 2013	0:40	0:10	54	73	54	37	148	4.8	190	17	0.0	0.0	0.0
Sunday, July 28, 2013	0:50	0:10	49	66	51	37	182	5.3	187	16	0.0	0.0	0.0
Sunday, July 28, 2013	1:00	0:10	61	86	46	37	90	4.5	184	16	0.0	0.0	0.0
Sunday, July 28, 2013	1:10	0:10	46	63	45	37	28	3.8	202	16	0.0	0.0	0.0
Sunday, July 28, 2013	1:20	0:10	52	71	53	37	10	3.3	211	15	0.0	0.0	0.0
Sunday, July 28, 2013	1:30	0:10	51	71	53	37	16	3.6	204	15	0.0	0.0	0.0
Sunday, July 28, 2013	1:40	0:10	49	71	46	37	44	4.1	199	16	0.0	0.0	0.0
Sunday, July 28, 2013	1:50	0:10	53	76	46	37	28	3.8	195	16	0.0	0.0	0.0
Sunday, July 28, 2013	2:00	0:10	47	67	43	37	-4	3.6	186	16	0.0	0.0	0.0
Sunday, July 28, 2013	2:10	0:10	41	61	39	37	-4	3.4	191	16	0.0	0.0	0.0
Sunday, July 28, 2013	2:20	0:10	43	61	41	37	-4	1.7	199	16	0.0	0.0	0.0
Sunday, July 28, 2013	2:30	0:10	42	60	39	37	-4	2.2	202	16	0.0	0.0	0.0
Sunday, July 28, 2013	2:40	0:10	38	56	38	37	-4	2.1	199	15	0.0	0.0	0.0
Sunday, July 28, 2013	2:50	0:10	37	46	38	36	-4	1.6	190	15	0.0	0.0	0.0
Sunday, July 28, 2013	3:00	0:10	42	63	39	36	6	3.0	188	15	0.0	0.0	0.0
Sunday, July 28, 2013	3:10	0:10	43	64	39	36	-7	2.9	185	15	0.0	0.0	0.0
Sunday, July 28, 2013	3:20	0:10	42	62	38	36	31	3.7	186	15	0.0	0.0	0.0
Sunday, July 28, 2013	3:30	0:10	46	65	39	36	37	3.8	179	15	0.0	0.0	0.0
Sunday, July 28, 2013	3:40	0:10	37	40	37	36	6	3.1	185	15	0.0	0.0	0.0
Sunday, July 28, 2013	3:50	0:10	44	62	39	36	12	3.1	181	15	0.0	0.0	0.0
Sunday, July 28, 2013	4:00	0:10	41	62	38	36	7	3.3	169	15	0.0	0.0	0.0
Sunday, July 28, 2013	4:10	0:10	50	71	45	36	19	3.6	139	15	0.0	0.0	0.0
Sunday, July 28, 2013	4:20	0:10	45	66	41	37	24	3.7	127	15	0.0	0.0	0.0
Sunday, July 28, 2013	4:30	0:10	50	67	51	37	20	3.7	139	15	0.0	0.0	0.0
Sunday, July 28, 2013	4:40	0:10	42	62	39	37	46	4.1	133	15	0.0	0.0	0.0
Sunday, July 28, 2013	4:50	0:10	48	70	39	36	62	4.2	142	15	0.0	0.0	0.0
Sunday, July 28, 2013	5:00	0:10	48	69	43	36	115	4.8	120	15	0.0	0.0	0.0
Sunday, July 28, 2013	5:10	0:10	55	77	55	37	120	4.9	127	15	0.0	0.0	0.0
Sunday, July 28, 2013	5:20	0:10	51	74	44	37	84	4.5	140	15	0.0	0.0	0.0
Sunday, July 28, 2013	5:30	0:10	50	67	51	37	127	4.7	132	15	0.0	0.0	0.0
Sunday, July 28, 2013	5:40	0:10	52	73	55	37	86	4.3	135	15	0.0	0.0	0.0
Sunday, July 28, 2013	5:50	0:10	53	69	57	37	15	3.6	140	15	0.0	0.0	0.0
Sunday, July 28, 2013	6:00	0:10	52	68	55	36	109	4.7	141	15	0.0	0.0	0.0
Sunday, July 28, 2013	6:10	0:10	50	71	50	36	75	4.4	146	15	0.0	0.0	0.0
Sunday, July 28, 2013	6:20	0:10	52	69	54	36	63	4.2	136	15	0.0	0.0	0.0
Sunday, July 28, 2013	6:30	0:10	52	69	55	36	89	4.5	136	15	0.0	0.0	0.0
Sunday, July 28, 2013	6:40	0:10	56	73	60	37	63	4.3	142	16	0.0	0.0	0.0
Sunday, July 28, 2013	6:50	0:10	55	69	60	38	62	4.2	143	16	0.0	0.0	0.0
Sunday, July 28, 2013	7:00	0:10	56	74	61	37	111	4.6	132	16	0.0	0.0	0.0
Sunday, July 28, 2013	7:10	0:10	57	76	60	37	154	4.8	139	16	0.0	0.0	0.0
Sunday, July 28, 2013	7:20	0:10	56	69	61	38	185	5.4	141	16	0.0	0.0	0.0
Sunday, July 28, 2013	7:30	0:10	56	69	61	38	151	5.1	147	17	0.0	0.0	0.0
Sunday, July 28, 2013	7:40	0:10	58	75	62	40	160	5.2	144	17	0.0	0.0	0.0
Sunday, July 28, 2013	7:50	0:10	58	76	61	38	88	4.4	144	17	0.0	0.0	0.0
Sunday, July 28, 2013	8:00	0:10	58	78	62	38	87	4.5	149	17	0.0	0.0	0.0
Sunday, July 28, 2013	8:10	0:10	60	74	64	43	23	3.6	149	17	0.0	0.0	0.0
Sunday, July 28, 2013	8:20	0:10	58	70	63	41	10	3.4	140	17	0.0	0.0	0.0
Sunday, July 28, 2013	8:30	0:10	59	73	63	39	5	3.3	109	17	0.0	0.0	0.0
Sunday, July 28, 2013	8:40	0:10	60	77	63	46	28	3.6	134	18	0.0	0.0	0.0
Sunday, July 28, 2013	8:50	0:10	58	69	62	47	21	3.6	157	18	0.0	0.0	0.0
Sunday, July 28, 2013	9:00	0:10	60	76	64	48	68	4.2	118	18	0.0	0.0	0.0
Sunday, July 28, 2013	9:10	0:10	58	71	63	46	106	4.7	113	18	0.0	0.0	0.0
Sunday, July 28, 2013	9:20	0:10	61	75	65	48	55	4.0	125	18	0.0	0.0	0.0
Sunday, July 28, 2013	9:30	0:10	61	74	64	49	77	4.3	126	18	0.0	0.0	0.0
Sunday, July 28, 2013	9:40	0:10	60	71	64	49	89	4.4	130	19	0.0	0.0	0.0
Sunday, July 28, 2013	9:50	0:10	60	74	64	47	41	3.7	133	18	0.0	0.0	0.0
Sunday, July 28, 2013	10:00	0:10	61	76	64	48	43	4.0	131	18	0.0	0.0	0.0
Sunday, July 28, 2013	10:10	0:10	61	74	65	48	22	3.4	132	18	0.0	0.2	0.0
Sunday, July 28, 2013	10:20	0:10	60	71	63	46	10	3.3	128	18	0.0	0.0	0.0
Sunday, July 28, 2013	10:30	0:10	60	71	64	49	-4	2.3	133	19	0.0	0.0	0.0
Sunday, July 28, 2013	10:40	0:10	61	71	64	51	1	3.2	134	19	0.0	0.0	0.0
Sunday, July 28, 2013	10:50	0:10	62	78	65	51	49	3.9	128	19	0.0	0.0	0.0
Sunday, July 28, 2013	11:00	0:10	60	72	63	52	130	4.8	132	19	0.0	0.0	0.0
Sunday, July 28, 2013	11:10	0:10	60	71	64	52	123	4.7	115	20	0.0	0.0	0.0
Sunday, July 28, 2013	11:20	0:10	60	70	64	52	154	5.1	127	20	0.0	0.0	0.0
Sunday, July 28, 2013	11:30	0:10	61	72	64	52	128	4.6	141	20	0.0	0.0	0.0
Sunday, July 28, 2013	11:40	0:10	60	75	64	50	90	4.2	128	20	0.0	2.2	0.0
Sunday, July 28, 2013	11:50	0:10	61	73	65	51	63	4.0	116	21	0.0	0.7	0.0
Sunday, July 28, 2013	12:00	0:10	62	80	65	51	113	4.6	107	21	0.0	0.0	0.0
Sunday, July 28, 2013	12:10	0:10	61	73	65	51	149	5.1	122	21	0.0	1.1	0.0
Sunday, July 28, 2013	12:20	0:10	60	75	63	51	227	5.6	120	22	0.0	0.2	0.0
Sunday, July 28, 2013	12:30	0:10	59	71	63	51	161	5.0	135	22	0.0	0.0	0.0
Sunday, July 28, 2013	12:40	0:10	61	74	64	51	202	5.3	122	21	0.0	0.0	0.0
Sunday, July 28, 2013	12:50	0:10	61	73	64	51	221	5.6	133	22	0.0	1.7	0.0
Sunday, July 28, 2013	13:00	0:10	61	74	64	51	170	5.2	126	22	0.0	0.0	0.0
Sunday, July 28, 2013	13:10	0:10	63	76	65	51	294	6.1	131	22	0.0	0.0	0.0
Sunday, July 28, 2013	13:20	0:10	62	79	65	50	292	6.1	106	21	0.0	0.0	0.0
Sunday, July 28, 2013	13:30	0:10	60	75	64	50	310	6.2	117	22	0.0	1.3	0.0
Sunday, July 28, 2013	13:40	0:10	61	74	65	51	360	6.4	109	22	0.0	0.9	0.0
Sunday, July 28, 2013	13:50	0:10	62	81	64	50	257	6.6	133	22	0.0	1.5	0.0
Sunday, July 28, 2013	14:00	0:10	60	72	64	50	-4	7.4	131	22	0.2	3.0	0.0
Sunday, July 28, 2013	14:10	0:10	60	75	64	51	-4	8.1	119	22	0.0	1.5	0.0
Sunday, July 28, 2013	14:20	0:10	60	76	64	49	-4	7.2	128	22	0.0	0.2	0.0
Sunday, July 28, 2013	14:30	0:10	61	73	65	50	-4	5.8	130	22	0.0	0.0	0.0
Sunday, July 28, 2013	14:40	0:10	61	74	64	51	-4	6.4	131	22	0.0	0.0	0.0
Sunday, July 28, 2013	14:50	0:10	61	73	64	49	-2	8.0	128	22	0.0	0.2	0.0
Sunday, July 28, 2013	15:00	0:10	62	76	65	50	416	7.1	125	22	0.0	1.3	0.0
Sunday, July 28, 2013	15:10	0:10	61	77	64	50	590	7.6	109	21	0.0	1.3	0.0
Sunday, July 28, 2013	15:20	0:10	60	71	64	50	494	7.0	109	21	0.2	2.6	0.0
Sunday, July 28, 2013	15:30	0:10	62	75	65	51	573	7.3	109	20	0.0	0.7	0.0

Table A-5: Location 3 Summer Compliance Evaluation

Date	Time	Duration	Leq	Lmax	L(10)	L(90)	WT E2	WT E2	Onsite Met	Onsite Met	Loc. 6	Loc. 6	Loc. 6
	Start Time	(min)	(dBA)	(dBA)	(dBA)	(dBA)	Output (kW)	HH WS (m/s)	WD @ 75m (degrees)	Temp. (°C)	Avg. WS @ 2m (m/s)	Gust WS @ 2m (m/s)	Precip. (mm)
Sunday, July 28, 2013	15:40	0:10	60	71	63	50	670	7.9	107	20	0.0	1.3	0.0
Sunday, July 28, 2013	15:50	0:10	61	73	64	50	671	7.8	104	20	0.0	0.0	0.0
Sunday, July 28, 2013	16:00	0:10	61	72	65	50	934	8.8	106	19	0.0	0.0	0.0
Sunday, July 28, 2013	16:10	0:10	66	90	64	50	1434	10.1	101	19	0.0	1.7	0.0
Sunday, July 28, 2013	16:20	0:10	63	78	66	53	1191	9.4	101	18	0.0	0.2	0.0
Sunday, July 28, 2013	16:30	0:10	62	83	64	51	924	8.5	106	18	0.0	1.1	0.0
Sunday, July 28, 2013	16:40	0:10	61	76	65	52	624	7.7	106	18	0.0	0.0	0.0
Sunday, July 28, 2013	16:50	0:10	62	80	64	51	639	7.7	103	18	0.0	0.0	0.0
Sunday, July 28, 2013	17:00	0:10	61	75	64	51	778	8.1	108	18	0.0	0.0	0.0
Sunday, July 28, 2013	17:10	0:10	61	76	65	50	363	6.4	114	18	0.0	0.0	0.0
Sunday, July 28, 2013	17:20	0:10	60	73	64	50	652	7.8	112	18	0.0	0.0	0.0
Sunday, July 28, 2013	17:30	0:10	61	80	64	50	498	7.1	111	18	0.0	0.0	0.0
Sunday, July 28, 2013	17:40	0:10	61	73	65	51	757	8.1	113	18	0.0	0.0	0.0
Sunday, July 28, 2013	17:50	0:10	59	75	64	49	1340	9.9	113	18	0.0	0.0	0.0
Sunday, July 28, 2013	18:00	0:10	60	75	64	50	1094	9.1	110	18	0.0	0.0	0.0
Sunday, July 28, 2013	18:10	0:10	60	74	64	50	824	8.4	114	18	0.0	0.0	0.0
Sunday, July 28, 2013	18:20	0:10	59	76	63	49	737	7.9	113	17	0.0	0.0	0.0
Sunday, July 28, 2013	18:30	0:10	58	71	63	48	760	8.2	114	17	0.0	2.0	0.0
Sunday, July 28, 2013	18:40	0:10	60	75	64	49	862	8.5	115	17	0.0	0.2	0.0
Sunday, July 28, 2013	18:50	0:10	59	70	64	49	673	7.8	114	17	0.0	2.0	0.0
Sunday, July 28, 2013	19:00	0:10	58	75	63	47	932	8.6	107	17	0.0	0.6	0.0
Sunday, July 28, 2013	19:10	0:10	60	74	64	48	1153	9.3	109	17	0.0	0.4	0.0
Sunday, July 28, 2013	19:20	0:10	60	74	64	50	917	8.5	108	17	0.0	0.0	0.0
Sunday, July 28, 2013	19:30	0:10	63	79	67	55	1035	8.8	114	17	0.0	0.0	0.0
Sunday, July 28, 2013	19:40	0:10	62	75	67	52	1167	9.4	116	17	0.0	0.0	0.3
Sunday, July 28, 2013	19:50	0:10	59	74	64	49	978	8.9	108	17	0.0	0.0	0.3
Sunday, July 28, 2013	20:00	0:10	61	78	65	51	866	8.4	108	17	0.0	0.0	0.3
Sunday, July 28, 2013	20:10	0:10	60	74	63	52	935	8.5	108	17	0.0	0.0	0.3
Sunday, July 28, 2013	20:20	0:10	60	70	64	54	926	8.5	107	17	0.0	0.0	0.3
Sunday, July 28, 2013	20:30	0:10	58	74	63	50	996	8.7	109	17	0.0	0.0	0.8
Sunday, July 28, 2013	20:40	0:10	58	71	62	51	950	8.5	114	17	0.0	0.0	0.5
Sunday, July 28, 2013	20:50	0:10	60	76	63	51	784	8.2	107	17	0.0	0.0	0.0
Sunday, July 28, 2013	21:00	0:10	59	79	63	49	640	7.6	108	17	0.0	0.0	0.5
Sunday, July 28, 2013	21:10	0:10	58	76	62	48	856	8.3	111	17	0.0	0.0	0.3
Sunday, July 28, 2013	21:20	0:10	58	72	62	49	831	8.3	109	17	0.0	0.0	0.3
Sunday, July 28, 2013	21:30	0:10	55	67	60	49	840	8.3	107	17	0.0	0.0	0.5
Sunday, July 28, 2013	21:40	0:10	58	73	62	48	729	8.0	107	17	0.0	0.0	0.5
Sunday, July 28, 2013	21:50	0:10	58	71	62	52	929	8.7	107	17	0.0	0.0	0.0
Sunday, July 28, 2013	22:00	0:10	56	68	60	45	695	8.0	105	17	0.0	0.0	0.0
Sunday, July 28, 2013	22:10	0:10	54	71	56	42	677	7.9	109	17	0.0	0.0	0.0
Sunday, July 28, 2013	22:20	0:10	55	70	60	42	737	8.1	109	17	0.0	0.0	0.0
Sunday, July 28, 2013	22:30	0:10	52	69	56	40	610	7.5	108	17	0.0	0.0	0.0
Sunday, July 28, 2013	22:40	0:10	54	73	57	40	866	8.6	106	17	0.0	0.0	0.0
Sunday, July 28, 2013	22:50	0:10	51	68	54	40	912	8.6	108	17	0.0	0.0	0.0
Sunday, July 28, 2013	23:00	0:10	54	72	58	40	734	8.0	115	16	0.0	0.0	0.0
Sunday, July 28, 2013	23:10	0:10	50	66	54	39	511	7.2	118	16	0.0	0.0	0.3
Sunday, July 28, 2013	23:20	0:10	53	71	56	39	320	6.2	118	17	0.0	0.0	0.0
Sunday, July 28, 2013	23:30	0:10	53	71	50	39	264	5.9	121	17	0.0	0.0	0.0
Sunday, July 28, 2013	23:40	0:10	48	67	46	39	300	6.2	140	17	0.0	0.0	0.0
Sunday, July 28, 2013	23:50	0:10	51	70	53	39	295	6.0	135	17	0.0	0.0	0.0
Monday, July 29, 2013	0:00	0:10	48	66	47	39	286	5.8	137	16	0.0	0.0	0.0
Monday, July 29, 2013	0:10	0:10	48	66	46	39	225	5.5	140	16	0.0	0.0	0.0
Monday, July 29, 2013	0:20	0:10	49	69	48	39	170	5.0	145	16	0.0	0.0	0.0
Monday, July 29, 2013	0:30	0:10	51	68	51	39	98	4.5	153	16	0.0	0.0	0.0
Monday, July 29, 2013	0:40	0:10	49	68	47	39	81	5.3	148	16	0.0	0.0	0.0
Monday, July 29, 2013	0:50	0:10	51	72	45	38	145	4.9	153	16	0.0	0.0	0.0
Monday, July 29, 2013	1:00	0:10	47	67	45	39	106	4.7	156	16	0.0	0.0	0.0
Monday, July 29, 2013	1:10	0:10	45	65	42	39	74	4.2	144	17	0.0	0.0	0.0
Monday, July 29, 2013	1:20	0:10	46	65	43	40	58	4.0	144	16	0.0	0.0	0.0
Monday, July 29, 2013	1:30	0:10	52	73	49	40	111	4.4	142	16	0.0	0.0	0.0
Monday, July 29, 2013	1:40	0:10	44	63	42	39	99	4.4	140	16	0.0	0.0	0.0
Monday, July 29, 2013	1:50	0:10	45	67	41	39	9	3.0	147	16	0.0	0.0	0.0
Monday, July 29, 2013	2:00	0:10	48	70	43	39	-4	1.9	155	16	0.0	0.0	0.0
Monday, July 29, 2013	2:10	0:10	45	67	41	39	-4	2.5	165	16	0.0	0.0	0.0
Monday, July 29, 2013	2:20	0:10	55	76	48	39	-4	2.2	165	16	0.0	0.0	0.0
Monday, July 29, 2013	2:30	0:10	47	68	42	39	-4	1.9	166	16	0.0	0.0	0.0
Monday, July 29, 2013	2:40	0:10	51	72	42	39	-4	2.6	164	16	0.0	0.0	0.0
Monday, July 29, 2013	2:50	0:10	53	75	52	40	-4	3.0	154	16	0.0	0.0	0.0
Monday, July 29, 2013	3:00	0:10	53	76	44	39	0	2.7	167	16	0.0	0.0	0.0
Monday, July 29, 2013	3:10	0:10	49	68	49	39	-4	3.0	173	16	0.0	0.0	0.0
Monday, July 29, 2013	3:20	0:10	48	68	46	39	-4	2.1	180	16	0.0	0.0	0.0
Monday, July 29, 2013	3:30	0:10	42	56	42	41	-5	2.4	179	16	0.0	0.0	0.0
Monday, July 29, 2013	3:40	0:10	50	68	50	40	-4	3.1	175	16	0.0	0.0	0.3
Monday, July 29, 2013	3:50	0:10	50	69	48	41	-5	2.5	172	16	0.0	0.0	0.0
Monday, July 29, 2013	4:00	0:10	55	74	56	40	-6	2.7	166	16	0.0	0.0	0.0
Monday, July 29, 2013	4:10	0:10	49	67	48	39	-4	2.5	179	16	0.0	0.0	0.0
Monday, July 29, 2013	4:20	0:10	57	77	55	39	13	3.5	172	16	0.0	0.0	0.0
Monday, July 29, 2013	4:30	0:10	53	70	57	40	14	3.5	151	16	0.0	0.0	0.0
Monday, July 29, 2013	4:40	0:10	54	72	57	40	-6	2.9	160	16	0.0	0.0	0.0
Monday, July 29, 2013	4:50	0:10	53	71	57	40	-6	2.1	159	16	0.0	0.0	0.0
Monday, July 29, 2013	5:00	0:10	52	70	52	38	-5	1.6	183	16	0.0	0.0	0.0
Monday, July 29, 2013	5:10	0:10	58	76	62	39	-4	1.9	178	16	0.0	0.0	0.0
Monday, July 29, 2013	5:20	0:10	56	71	61	40	-5	2.2	169	16	0.0	0.0	0.0
Monday, July 29, 2013	5:30	0:10	59	73	64	40	-5	2.9	187	16	0.0	0.0	0.0
Monday, July 29, 2013	5:40	0:10	60	75	64	39	-5	2.6	206	16	0.0	0.0	0.0
Monday, July 29, 2013	5:50	0:10	61	76	65	40	-5	1.8	217	16	0.0	0.0	0.0
Monday, July 29, 2013	6:00	0:10	60	77	64	40	-4	1.2	216	16	0.0	0.0	0.0
Monday, July 29, 2013	6:10	0:10	65	86	68	41	-4	1.0	211	16	0.0	0.0	0.0
Monday, July 29, 2013	6:20	0:10	69	78	70	67	-4	2.1	195	16	0.0	0.0	0.0
Monday, July 29, 2013	6:30	0:10	68	77	69	67	-8	3.1	195	16	0.0	0.0	0.0
Monday, July 29, 2013	6:40	0:10	69	78	70	67	-5	2.9	188	16	0.0	0.0	0.0

Table A-5: Location 3 Summer Compliance Evaluation

Date	Time	Duration	Leq	Lmax	L(10)	L(90)	WT E2	WT E2	Onsite Met	Onsite Met	Loc. 6	Loc. 6	Loc. 6
	Start Time	(min)	(dBA)	(dBA)	(dBA)	(dBA)	Output (kW)	HH WS (m/s)	WD @ 75m (degrees)	Temp. (°C)	Avg. WS @ 2m (m/s)	Gust WS @ 2m (m/s)	Precip. (mm)
Monday, July 29, 2013	6:50	0:10	68	75	69	67	-4	2.0	175	16	0.0	0.0	0.0
Monday, July 29, 2013	7:00	0:10	69	85	69	67	-4	1.3	191	16	0.0	0.0	0.0
Monday, July 29, 2013	7:10	0:10	66	88	64	43	-4	1.4	192	16	0.0	0.0	0.0
Monday, July 29, 2013	7:20	0:10	60	75	65	43	-4	1.2	172	16	0.0	0.0	0.0
Monday, July 29, 2013	7:30	0:10	62	76	66	43	-4	1.1	178	16	0.0	0.0	0.0
Monday, July 29, 2013	7:40	0:10	61	76	65	44	-1	2.4	198	17	0.0	0.0	0.0
Monday, July 29, 2013	7:50	0:10	63	81	67	45	2	3.3	203	17	0.0	0.0	0.0
Monday, July 29, 2013	8:00	0:10	63	83	66	44	-1	3.1	216	17	0.0	0.0	0.0
Monday, July 29, 2013	8:10	0:10	62	76	67	42	-6	0.8	251	17	0.0	0.0	0.0
Monday, July 29, 2013	8:20	0:10	66	91	66	42	-5	1.0	258	18	0.0	0.0	0.0
Monday, July 29, 2013	8:30	0:10	66	89	67	45	-5	1.2	229	18	0.0	0.0	0.0
Monday, July 29, 2013	8:40	0:10	67	85	69	43	-4	1.6	210	18	0.0	0.0	0.0
Monday, July 29, 2013	8:50	0:10	63	81	67	45	-4	1.6	209	17	0.0	0.0	0.0
Monday, July 29, 2013	9:00	0:10	61	79	65	43	-3	1.2	201	17	0.0	0.0	0.0
Monday, July 29, 2013	9:10	0:10	60	73	63	45	-1	1.1	201	17	0.0	0.0	0.0
Monday, July 29, 2013	9:20	0:10	60	72	64	44	0	1.5	169	17	0.0	0.0	0.0
Monday, July 29, 2013	9:30	0:10	59	71	63	47	0	1.3	169	17	0.0	0.0	0.0
Monday, July 29, 2013	9:40	0:10	64	84	67	49	0	1.3	182	17	0.0	0.0	0.0
Monday, July 29, 2013	9:50	0:10	61	78	65	48	-2	1.1	226	18	0.0	0.0	0.0
Monday, July 29, 2013	10:00	0:10	63	82	66	47	-1	1.3	206	18	0.0	0.0	0.0
Monday, July 29, 2013	10:10	0:10	61	75	65	47	-1	1.7	183	18	0.0	0.0	0.0
Monday, July 29, 2013	10:20	0:10	62	79	66	47	-1	2.2	165	18	0.0	0.0	0.0
Monday, July 29, 2013	10:30	0:10	59	72	64	46	-1	2.1	148	19	0.0	0.0	0.0
Monday, July 29, 2013	10:40	0:10	62	79	65	47	-1	1.7	189	19	0.0	0.0	0.0
Monday, July 29, 2013	10:50	0:10	60	76	64	46	-1	2.4	168	20	0.0	0.0	0.0
Monday, July 29, 2013	11:00	0:10	61	81	63	46	-1	3.3	174	20	0.0	0.0	0.0
Monday, July 29, 2013	11:10	0:10	60	80	63	46	-4	2.8	172	20	0.0	0.0	0.0
Monday, July 29, 2013	11:20	0:10	61	79	65	47	-1	2.8	167	20	0.0	0.0	0.0
Monday, July 29, 2013	11:30	0:10	60	76	64	48	3	2.7	153	20	0.0	0.0	0.0
Monday, July 29, 2013	11:40	0:10	60	75	63	49	14	3.2	161	20	0.0	0.0	0.0
Monday, July 29, 2013	11:50	0:10	61	77	64	49	-5	2.4	161	21	0.0	0.0	0.0
Monday, July 29, 2013	12:00	0:10	64	80	67	51	-1	2.8	136	21	0.0	0.0	0.0
Monday, July 29, 2013	12:10	0:10	67	92	67	58	29	3.8	121	20	0.0	0.0	0.0
Monday, July 29, 2013	12:20	0:10	62	73	66	52	-5	5.5	127	20	0.0	0.6	0.0
Monday, July 29, 2013	12:30	0:10	61	75	64	51	-6	4.2	146	21	0.0	0.0	0.0
Monday, July 29, 2013	12:40	0:10	61	72	65	50	-4	2.4	167	22	0.0	0.0	0.0
Monday, July 29, 2013	12:50	0:10	63	79	66	51	-4	2.2	153	22	0.0	0.0	0.0
Monday, July 29, 2013	13:00	0:10	63	74	67	51	-4	1.5	155	22	0.0	0.0	0.0
Monday, July 29, 2013	13:10	0:10	62	82	66	51	-3	2.9	143	22	0.0	0.0	0.0
Monday, July 29, 2013	13:20	0:10	63	81	66	50	-1	3.6	151	21	0.0	0.0	0.0
Monday, July 29, 2013	13:30	0:10	60	76	64	50	-2	3.7	151	22	0.0	0.6	0.0
Monday, July 29, 2013	13:40	0:10	61	74	65	51	-1	3.7	149	22	0.0	0.0	0.0
Monday, July 29, 2013	13:50	0:10	63	81	66	50	-1	4.5	154	21	0.0	0.0	0.0
Monday, July 29, 2013	14:00	0:10	64	77	67	52	0	6.0	158	21	0.0	0.0	0.0
Monday, July 29, 2013	14:10	0:10	61	74	65	51	0	6.3	158	21	0.0	0.0	0.0
Monday, July 29, 2013	14:20	0:10	66	86	67	52	0	6.3	142	21	0.0	1.9	0.0
Monday, July 29, 2013	14:30	0:10	62	75	66	51	0	3.9	142	21	0.4	3.0	0.0
Monday, July 29, 2013	14:40	0:10	63	79	67	54	0	6.9	195	19	0.0	2.6	0.3
Monday, July 29, 2013	14:50	0:10	68	79	70	61	0	5.9	218	16	0.0	0.0	2.5
Monday, July 29, 2013	15:00	0:10	67	81	70	62	480	7.6	212	16	0.0	0.0	1.0
Monday, July 29, 2013	15:10	0:10	66	79	69	55	248	5.0	167	16	0.0	0.0	0.3
Monday, July 29, 2013	15:20	0:10	63	76	67	51	342	5.8	228	18	0.0	0.0	0.0
Monday, July 29, 2013	15:30	0:10	65	79	69	50	482	7.2	253	19	0.0	2.6	0.0
Monday, July 29, 2013	15:40	0:10	65	79	68	52	140	4.4	277	20	0.0	0.0	0.0
Monday, July 29, 2013	15:50	0:10	63	77	67	50	84	3.8	294	20	0.0	0.0	0.0
Monday, July 29, 2013	16:00	0:10	62	74	67	50	199	5.6	312	21	0.0	0.0	0.0
Monday, July 29, 2013	16:10	0:10	63	77	66	49	58	4.1	312	21	0.0	0.0	0.0
Monday, July 29, 2013	16:20	0:10	63	77	66	51	76	4.4	323	21	0.0	0.0	0.0
Monday, July 29, 2013	16:30	0:10	62	75	66	51	96	4.6	329	21	0.0	0.0	0.0
Monday, July 29, 2013	16:40	0:10	61	78	65	51	17	3.1	328	22	0.0	0.0	0.0
Monday, July 29, 2013	16:50	0:10	63	78	66	52	-5	2.2	330	21	0.0	0.0	0.0
Monday, July 29, 2013	17:00	0:10	62	76	66	51	1	3.8	358	20	0.0	0.0	0.0
Monday, July 29, 2013	17:10	0:10	62	72	65	51	17	3.5	336	19	0.0	0.0	0.0
Monday, July 29, 2013	17:20	0:10	60	72	64	51	-5	2.7	343	19	0.0	0.0	0.0
Monday, July 29, 2013	17:30	0:10	62	77	66	51	-4	1.9	320	19	0.0	0.0	0.0
Monday, July 29, 2013	17:40	0:10	61	74	65	51	-5	1.4	315	20	0.0	0.0	0.0
Monday, July 29, 2013	17:50	0:10	61	77	65	51	-4	2.0	299	20	0.0	0.0	0.0
Monday, July 29, 2013	18:00	0:10	61	71	65	51	18	4.7	305	20	0.0	0.4	0.0
Monday, July 29, 2013	18:10	0:10	59	70	64	50	95	4.7	299	19	0.0	0.0	0.0
Monday, July 29, 2013	18:20	0:10	61	77	65	51	135	4.9	290	19	0.0	0.0	0.0
Monday, July 29, 2013	18:30	0:10	59	70	64	50	15	3.2	290	19	0.0	1.9	0.0
Monday, July 29, 2013	18:40	0:10	61	76	65	51	-2	2.9	286	19	0.0	0.7	0.0
Monday, July 29, 2013	18:50	0:10	60	74	64	51	-3	2.8	295	20	0.0	1.1	0.0
Monday, July 29, 2013	19:00	0:10	61	80	65	51	17	3.5	302	20	0.0	0.0	0.0
Monday, July 29, 2013	19:10	0:10	60	72	63	50	22	3.6	298	20	0.0	0.0	0.0
Monday, July 29, 2013	19:20	0:10	60	72	64	51	62	4.0	299	20	0.0	0.0	0.0
Monday, July 29, 2013	19:30	0:10	58	72	62	51	78	4.3	315	19	0.0	0.0	0.0
Monday, July 29, 2013	19:40	0:10	59	74	63	51	33	3.7	317	19	0.0	0.0	0.0
Monday, July 29, 2013	19:50	0:10	58	70	62	51	12	3.2	312	19	0.0	0.0	0.0
Monday, July 29, 2013	20:00	0:10	59	73	63	51	-6	2.5	300	18	0.0	0.0	0.0
Monday, July 29, 2013	20:10	0:10	58	70	62	47	-5	2.8	289	18	0.0	0.0	0.0
Monday, July 29, 2013	20:20	0:10	58	69	63	48	18	3.0	280	17	0.0	0.0	0.0
Monday, July 29, 2013	20:30	0:10	58	70	62	45	64	4.1	276	17	0.0	0.0	0.0
Monday, July 29, 2013	20:40	0:10	56	77	59	43	75	4.3	277	16	0.0	0.0	0.0
Monday, July 29, 2013	20:50	0:10	56	67	61	44	122	4.7	279	16	0.0	0.0	0.0
Monday, July 29, 2013	21:00	0:10	56	69	61	44	132	4.8	275	16	0.0	0.0	0.0
Monday, July 29, 2013	21:10	0:10	56	70	61	41	49	3.9	273	16	0.0	0.0	0.0
Monday, July 29, 2013	21:20	0:10	58	73	62	41	40	3.9	272	16	0.0	0.0	0.0
Monday, July 29, 2013	21:30	0:10	56	73	61	41	-5	1.4	274	16	0.0	0.0	0.0
Monday, July 29, 2013	21:40	0:10	56	69	62	42	-5	1.4	277	16	0.0	0.0	0.0
Monday, July 29, 2013	21:50	0:10	54	71	58	40	40	3.6	279	16	0.0	0.0	0.0

Table A-5: Location 3 Summer Compliance Evaluation

Date	Time	Duration	Leq	Lmax	L(10)	L(90)	WT E2	WT E2	Onsite Met	Onsite Met	Loc. 6	Loc. 6	Loc. 6
	Start Time	(min)	(dBA)	(dBA)	(dBA)	(dBA)	Output (kW)	HH WS (m/s)	WD @ 75m (degrees)	Temp. (°C)	Avg. WS @ 2m (m/s)	Gust WS @ 2m (m/s)	Precip. (mm)
Monday, July 29, 2013	22:00	0:10	55	67	60	40	155	5.1	278	16	0.0	0.0	0.0
Monday, July 29, 2013	22:10	0:10	57	75	61	40	224	5.7	277	16	0.0	0.0	0.0
Monday, July 29, 2013	22:20	0:10	57	73	61	41	213	5.5	280	16	0.0	0.0	0.0
Monday, July 29, 2013	22:30	0:10	56	76	60	41	162	5.1	282	16	0.0	0.0	0.0
Monday, July 29, 2013	22:40	0:10	53	69	58	40	275	5.8	288	15	0.0	0.0	0.0
Monday, July 29, 2013	22:50	0:10	53	68	58	39	263	5.9	291	15	0.0	0.0	0.0
Monday, July 29, 2013	23:00	0:10	51	66	56	39	323	6.2	297	15	0.0	0.0	0.0
Monday, July 29, 2013	23:10	0:10	55	75	58	39	366	6.4	303	16	0.0	0.0	0.0
Monday, July 29, 2013	23:20	0:10	56	76	56	39	389	6.6	301	16	0.0	0.0	0.0
Monday, July 29, 2013	23:30	0:10	56	75	59	38	566	7.5	299	15	0.0	0.0	0.0
Monday, July 29, 2013	23:40	0:10	48	68	44	38	537	7.3	298	15	0.0	0.0	0.0
Monday, July 29, 2013	23:50	0:10	56	76	55	39	458	7.0	299	15	0.0	0.0	0.0
Tuesday, July 30, 2013	0:00	0:10	56	78	56	39	385	6.6	302	15	0.0	0.0	0.0
Tuesday, July 30, 2013	0:10	0:10	52	76	45	39	419	6.8	297	15	0.0	0.0	0.0
Tuesday, July 30, 2013	0:20	0:10	39	42	40	39	406	6.7	301	15	0.0	0.7	0.0
Tuesday, July 30, 2013	0:30	0:10	43	63	41	39	543	7.3	304	15	0.0	0.0	0.0
Tuesday, July 30, 2013	0:40	0:10	50	70	49	39	551	7.3	306	15	0.0	0.0	0.0
Tuesday, July 30, 2013	0:50	0:10	48	66	44	39	376	6.6	308	15	0.0	0.0	0.0
Tuesday, July 30, 2013	1:00	0:10	39	45	40	38	235	5.6	313	14	0.0	0.0	0.0
Tuesday, July 30, 2013	1:10	0:10	48	65	45	38	242	5.8	324	15	0.0	0.0	0.0
Tuesday, July 30, 2013	1:20	0:10	53	74	42	39	267	5.9	340	15	0.0	0.0	0.0
Tuesday, July 30, 2013	1:30	0:10	45	63	41	39	225	5.5	336	15	0.0	0.0	0.0
Tuesday, July 30, 2013	1:40	0:10	39	43	40	38	295	6.1	333	15	0.0	0.0	0.0
Tuesday, July 30, 2013	1:50	0:10	47	66	44	39	567	7.5	335	14	0.0	0.0	0.0
Tuesday, July 30, 2013	2:00	0:10	45	64	41	39	-2	7.0	335	14	0.0	0.0	0.0
Tuesday, July 30, 2013	2:10	0:10	44	63	40	39	-4	6.4	326	14	0.0	0.0	0.0
Tuesday, July 30, 2013	2:20	0:10	49	69	45	39	-4	6.1	320	14	0.0	0.7	0.0
Tuesday, July 30, 2013	2:30	0:10	46	68	41	39	-4	6.5	320	14	0.0	0.0	0.0
Tuesday, July 30, 2013	2:40	0:10	43	63	41	38	-4	6.9	315	14	0.0	0.0	0.0
Tuesday, July 30, 2013	2:50	0:10	52	75	41	38	-4	7.0	311	14	0.0	0.0	0.0
Tuesday, July 30, 2013	3:00	0:10	53	76	46	38	319	7.3	322	14	0.0	0.0	0.0
Tuesday, July 30, 2013	3:10	0:10	50	73	45	37	488	7.1	321	14	0.0	0.0	0.0
Tuesday, July 30, 2013	3:20	0:10	54	77	49	37	651	7.6	319	13	0.0	0.0	0.0
Tuesday, July 30, 2013	3:30	0:10	54	75	46	37	1101	9.1	320	13	0.0	0.0	0.0
Tuesday, July 30, 2013	3:40	0:10	39	43	40	37	1055	9.2	323	13	0.0	0.0	0.0
Tuesday, July 30, 2013	3:50	0:10	51	69	50	38	1009	8.9	320	13	0.0	0.0	0.0
Tuesday, July 30, 2013	4:00	0:10	54	74	51	37	808	8.4	331	13	0.0	0.0	0.0
Tuesday, July 30, 2013	4:10	0:10	45	63	48	37	931	8.7	340	13	0.0	0.0	0.0
Tuesday, July 30, 2013	4:20	0:10	55	75	55	39	952	8.7	340	14	0.0	0.0	0.0
Tuesday, July 30, 2013	4:30	0:10	55	86	57	37	944	8.7	325	13	0.0	0.0	0.0
Tuesday, July 30, 2013	4:40	0:10	55	74	59	38	819	8.1	322	13	0.0	0.0	0.0
Tuesday, July 30, 2013	4:50	0:10	51	67	52	37	509	7.0	331	13	0.0	0.0	0.0
Tuesday, July 30, 2013	5:00	0:10	58	74	62	37	192	5.2	335	13	0.0	0.0	0.0
Tuesday, July 30, 2013	5:10	0:10	60	79	62	42	169	5.1	338	13	0.0	0.0	0.0
Tuesday, July 30, 2013	5:20	0:10	59	84	63	42	146	4.9	329	13	0.0	0.0	0.0
Tuesday, July 30, 2013	5:30	0:10	60	83	65	41	259	5.8	322	13	0.0	0.0	0.0
Tuesday, July 30, 2013	5:40	0:10	61	76	65	43	428	6.9	324	13	0.0	0.0	0.0
Tuesday, July 30, 2013	5:50	0:10	62	85	65	43	409	6.6	324	13	0.0	0.0	0.0
Tuesday, July 30, 2013	6:00	0:10	64	89	68	42	561	7.4	331	13	0.0	0.0	0.0
Tuesday, July 30, 2013	6:10	0:10	60	74	65	40	344	6.1	331	14	0.0	0.4	0.0
Tuesday, July 30, 2013	6:20	0:10	59	75	64	41	180	5.2	331	14	0.0	0.0	0.0
Tuesday, July 30, 2013	6:30	0:10	66	88	70	50	168	5.1	327	14	0.0	0.0	0.0
Tuesday, July 30, 2013	6:40	0:10	60	73	65	44	417	6.7	325	14	0.0	0.0	0.0
Tuesday, July 30, 2013	6:50	0:10	60	75	64	43	511	7.1	323	14	0.0	1.3	0.0
Tuesday, July 30, 2013	7:00	0:10	63	81	66	51	560	7.4	323	14	0.0	1.7	0.0
Tuesday, July 30, 2013	7:10	0:10	67	76	70	62	734	8.1	315	15	0.4	3.0	0.0
Tuesday, July 30, 2013	7:20	0:10	70	77	74	58	766	8.2	311	15	0.4	1.9	0.0
Tuesday, July 30, 2013	7:30	0:10	72	89	75	58	790	8.3	315	15	0.2	2.4	0.0
Tuesday, July 30, 2013	7:40	0:10	63	75	66	53	664	7.7	315	15	0.2	2.6	0.0
Tuesday, July 30, 2013	7:50	0:10	65	78	69	49	578	7.2	316	15	0.4	2.8	0.0
Tuesday, July 30, 2013	8:00	0:10	71	86	75	62	527	7.3	315	15	0.4	3.2	0.0
Tuesday, July 30, 2013	8:10	0:10	63	82	66	51	430	6.7	311	16	0.4	2.6	0.0
Tuesday, July 30, 2013	8:20	0:10	62	83	65	48	392	6.5	315	16	0.2	2.4	0.0
Tuesday, July 30, 2013	8:30	0:10	59	72	62	47	472	7.0	315	16	0.6	3.5	0.0
Tuesday, July 30, 2013	8:40	0:10	60	76	64	45	654	7.9	314	16	0.9	3.7	0.0
Tuesday, July 30, 2013	8:50	0:10	58	77	62	45	592	7.7	308	16	0.4	2.8	0.0
Tuesday, July 30, 2013	9:00	0:10	58	72	62	45	372	6.6	305	17	0.2	2.0	0.0
Tuesday, July 30, 2013	9:10	0:10	58	73	61	48	797	8.3	296	17	0.4	3.0	0.0
Tuesday, July 30, 2013	9:20	0:10	56	68	59	47	851	8.5	295	17	0.6	3.5	0.0
Tuesday, July 30, 2013	9:30	0:10	59	77	62	47	793	8.4	300	17	0.2	3.3	0.0
Tuesday, July 30, 2013	9:40	0:10	61	74	65	50	594	7.4	302	17	0.4	3.5	0.0
Tuesday, July 30, 2013	9:50	0:10	65	85	69	49	732	8.0	293	17	0.6	4.6	0.0
Tuesday, July 30, 2013	10:00	0:10	58	73	61	48	660	7.8	307	18	1.3	4.3	0.0
Tuesday, July 30, 2013	10:10	0:10	60	81	61	50	643	7.9	303	18	1.7	4.1	0.0
Tuesday, July 30, 2013	10:20	0:10	63	85	64	52	686	7.9	294	18	1.1	4.3	0.0
Tuesday, July 30, 2013	10:30	0:10	58	71	61	47	795	8.2	295	18	1.1	5.0	0.0
Tuesday, July 30, 2013	10:40	0:10	62	82	64	48	774	8.3	309	18	1.1	4.6	0.0
Tuesday, July 30, 2013	10:50	0:10	63	82	64	50	576	7.5	285	18	1.1	6.5	0.0
Tuesday, July 30, 2013	11:00	0:10	60	75	63	51	526	7.4	291	19	0.9	4.3	0.0
Tuesday, July 30, 2013	11:10	0:10	63	75	65	58	522	7.3	309	19	0.7	4.4	0.0
Tuesday, July 30, 2013	11:20	0:10	65	78	68	61	566	7.6	309	18	1.3	4.1	0.0
Tuesday, July 30, 2013	11:30	0:10	68	80	71	62	501	7.2	307	18	1.1	4.4	0.0
Tuesday, July 30, 2013	11:40	0:10	68	83	72	59	742	8.3	311	18	0.4	3.5	0.0
Tuesday, July 30, 2013	11:50	0:10	68	84	72	57	771	8.3	321	19	1.1	4.3	0.0
Tuesday, July 30, 2013	12:00	0:10	68	80	72	57	767	8.4	318	19	0.9	5.6	0.0
Tuesday, July 30, 2013	12:10	0:10	68	79	73	60	500	7.2	320	19	1.1	4.3	0.0
Tuesday, July 30, 2013	12:20	0:10	66	81	68	60	799	8.4	325	20	1.3	4.3	0.0
Tuesday, July 30, 2013	12:30	0:10	63	85	67	53	874	8.7	328	19	0.9	4.3	0.0
Tuesday, July 30, 2013	12:40	0:10	70	83	76	52	923	8.6	302	18	0.6	4.4	0.0
Tuesday, July 30, 2013	12:50	0:10	60	75	62	50	847	8.7	305	20	0.6	3.9	0.0
Tuesday, July 30, 2013	13:00	0:10	60	77	62	48	832	8.6	313	20	0.4	2.8	0.0

Table A-5: Location 3 Summer Compliance Evaluation

Date	Time	Duration	Leq	Lmax	L(10)	L(90)	WT E2	WT E2	Onsite Met	Onsite Met	Loc. 6	Loc. 6	Loc. 6
	Start Time	(min)	(dBA)	(dBA)	(dBA)	(dBA)	Output (kW)	HH WS (m/s)	WD @ 75m (degrees)	Temp. (°C)	Avg. WS @ 2m (m/s)	Gust WS @ 2m (m/s)	Precip. (mm)
Tuesday, July 30, 2013	13:10	0:10	56	67	60	48	813	8.3	306	19	1.1	5.4	0.0
Tuesday, July 30, 2013	13:20	0:10	59	73	62	52	661	7.9	312	20	1.1	4.4	0.0
Tuesday, July 30, 2013	13:30	0:10	58	77	60	52	903	8.9	302	20	0.7	3.5	0.0
Tuesday, July 30, 2013	13:40	0:10	59	72	62	52	678	8.2	317	19	0.7	3.5	0.0
Tuesday, July 30, 2013	13:50	0:10	57	70	61	50	526	7.3	301	20	0.9	5.9	0.0
Tuesday, July 30, 2013	14:00	0:10	59	75	62	51	-4	7.0	302	21	0.6	4.8	0.0
Tuesday, July 30, 2013	14:10	0:10	60	77	63	52	-4	8.3	297	20	1.5	5.6	0.0
Tuesday, July 30, 2013	14:20	0:10	62	84	64	51	-4	8.7	294	20	0.7	4.4	0.0
Tuesday, July 30, 2013	14:30	0:10	60	74	64	51	-4	7.9	301	20	0.4	2.2	0.0
Tuesday, July 30, 2013	14:40	0:10	56	71	60	50	-4	6.9	311	21	0.7	4.3	0.0
Tuesday, July 30, 2013	14:50	0:10	61	76	64	52	-3	7.0	303	21	0.6	3.0	0.0
Tuesday, July 30, 2013	15:00	0:10	58	70	61	51	751	8.3	301	21	1.1	4.8	0.0
Tuesday, July 30, 2013	15:10	0:10	62	83	64	51	1039	9.2	319	21	1.1	4.4	0.0
Tuesday, July 30, 2013	15:20	0:10	61	77	65	51	722	8.2	307	21	0.7	3.2	0.0
Tuesday, July 30, 2013	15:30	0:10	61	77	65	50	666	7.7	303	21	0.4	2.8	0.0
Tuesday, July 30, 2013	15:40	0:10	61	74	65	50	218	5.8	299	21	0.6	3.5	0.0
Tuesday, July 30, 2013	15:50	0:10	62	80	66	52	422	7.1	297	21	0.9	3.5	0.0
Tuesday, July 30, 2013	16:00	0:10	60	73	64	49	316	6.4	299	21	0.6	4.3	0.0
Tuesday, July 30, 2013	16:10	0:10	61	75	65	50	245	5.9	316	21	0.4	2.6	0.0
Tuesday, July 30, 2013	16:20	0:10	64	84	65	51	295	6.2	316	21	0.9	3.0	0.0
Tuesday, July 30, 2013	16:30	0:10	63	80	66	51	570	7.4	310	21	0.4	3.2	0.0
Tuesday, July 30, 2013	16:40	0:10	61	74	65	50	563	7.3	310	21	0.7	3.2	0.0
Tuesday, July 30, 2013	16:50	0:10	62	76	66	51	303	6.3	298	21	0.6	4.4	0.0
Tuesday, July 30, 2013	17:00	0:10	61	74	65	51	633	7.6	307	21	0.4	3.5	0.0
Tuesday, July 30, 2013	17:10	0:10	63	74	67	53	441	6.9	304	20	1.3	4.1	0.0
Tuesday, July 30, 2013	17:20	0:10	62	75	66	51	1107	9.4	309	20	0.7	2.8	0.0
Tuesday, July 30, 2013	17:30	0:10	61	72	65	50	957	8.6	303	20	0.6	3.2	0.0
Tuesday, July 30, 2013	17:40	0:10	63	80	66	51	601	7.6	309	20	0.4	3.3	0.0
Tuesday, July 30, 2013	17:50	0:10	61	78	64	49	452	6.9	308	20	0.4	2.6	0.0
Tuesday, July 30, 2013	18:00	0:10	61	75	64	50	551	7.5	304	19	0.2	2.6	0.0
Tuesday, July 30, 2013	18:10	0:10	61	76	65	49	446	7.1	298	19	0.2	3.2	0.0
Tuesday, July 30, 2013	18:20	0:10	60	76	64	49	483	7.0	301	19	0.7	3.5	0.0
Tuesday, July 30, 2013	18:30	0:10	60	73	64	48	614	7.8	303	19	0.2	2.8	0.0
Tuesday, July 30, 2013	18:40	0:10	61	78	64	50	585	7.6	307	19	0.0	1.5	0.0
Tuesday, July 30, 2013	18:50	0:10	61	76	64	50	431	6.9	306	18	0.0	0.4	0.0
Tuesday, July 30, 2013	19:00	0:10	61	79	65	48	394	6.7	306	18	0.0	0.2	0.0
Tuesday, July 30, 2013	19:10	0:10	58	71	62	48	293	5.9	306	18	0.0	0.0	0.0
Tuesday, July 30, 2013	19:20	0:10	57	68	61	47	283	6.1	303	18	0.0	0.0	0.0
Tuesday, July 30, 2013	19:30	0:10	57	70	62	47	336	6.3	303	17	0.0	0.0	0.0
Tuesday, July 30, 2013	19:40	0:10	59	78	63	48	470	7.1	308	17	0.0	0.0	0.0
Tuesday, July 30, 2013	19:50	0:10	59	76	63	47	621	7.7	307	17	0.0	0.0	0.0
Tuesday, July 30, 2013	20:00	0:10	58	77	62	48	505	7.2	309	17	0.0	0.0	0.0
Tuesday, July 30, 2013	20:10	0:10	58	74	63	48	401	6.6	308	16	0.0	0.0	0.0
Tuesday, July 30, 2013	20:20	0:10	58	72	63	44	388	6.7	307	16	0.0	0.0	0.0
Tuesday, July 30, 2013	20:30	0:10	58	77	62	44	323	6.3	308	16	0.0	0.0	0.0
Tuesday, July 30, 2013	20:40	0:10	56	68	61	44	273	6.1	306	16	0.0	0.0	0.0
Tuesday, July 30, 2013	20:50	0:10	55	69	61	43	235	5.6	302	16	0.0	0.0	0.0
Tuesday, July 30, 2013	21:00	0:10	59	74	63	43	247	5.7	302	16	0.0	0.0	0.0
Tuesday, July 30, 2013	21:10	0:10	57	68	62	43	303	6.1	303	15	0.0	0.0	0.0
Tuesday, July 30, 2013	21:20	0:10	56	73	60	40	211	5.5	303	15	0.0	0.0	0.0
Tuesday, July 30, 2013	21:30	0:10	57	72	61	42	222	5.7	300	15	0.0	0.0	0.0
Tuesday, July 30, 2013	21:40	0:10	56	74	61	41	108	4.6	299	15	0.0	0.0	0.0
Tuesday, July 30, 2013	21:50	0:10	61	88	62	41	42	4.0	302	15	0.0	0.0	0.0
Tuesday, July 30, 2013	22:00	0:10	61	73	64	59	35	3.8	305	15	0.0	0.0	0.0
Tuesday, July 30, 2013	22:10	0:10	62	78	63	59	21	3.7	310	15	0.0	0.0	0.0
Tuesday, July 30, 2013	22:20	0:10	61	73	63	59	26	3.8	310	15	0.0	0.0	0.0
Tuesday, July 30, 2013	22:30	0:10	59	76	61	40	-2	3.3	308	15	0.0	0.0	0.0
Tuesday, July 30, 2013	22:40	0:10	54	71	58	40	-13	2.7	309	16	0.0	0.0	0.0
Tuesday, July 30, 2013	22:50	0:10	53	69	56	40	3	3.6	309	16	0.0	0.0	0.0
Tuesday, July 30, 2013	23:00	0:10	52	65	57	40	33	4.0	310	16	0.0	0.0	0.0
Tuesday, July 30, 2013	23:10	0:10	51	70	51	39	45	4.2	307	15	0.0	0.0	0.0
Tuesday, July 30, 2013	23:20	0:10	52	66	57	39	81	4.7	301	15	0.0	0.0	0.0
Tuesday, July 30, 2013	23:30	0:10	49	65	52	38	113	4.7	296	15	0.0	0.0	0.0
Tuesday, July 30, 2013	23:40	0:10	52	76	50	37	111	4.6	298	15	0.0	0.0	0.0
Tuesday, July 30, 2013	23:50	0:10	47	67	40	37	93	4.5	301	15	0.0	0.0	0.0
Wednesday, July 31, 2013	0:00	0:10	52	74	47	38	81	4.2	298	15	0.0	0.0	0.0
Wednesday, July 31, 2013	0:10	0:10	49	65	50	38	52	4.0	300	15	0.0	0.0	0.0
Wednesday, July 31, 2013	0:20	0:10	48	69	43	38	88	4.6	303	15	0.0	0.0	0.0
Wednesday, July 31, 2013	0:30	0:10	51	70	50	38	142	5.1	303	15	0.0	0.0	0.0
Wednesday, July 31, 2013	0:40	0:10	45	64	40	38	160	5.1	311	15	0.0	0.0	0.0
Wednesday, July 31, 2013	0:50	0:10	46	65	41	38	225	5.6	306	14	0.0	0.0	0.0
Wednesday, July 31, 2013	1:00	0:10	43	65	41	38	332	6.3	310	14	0.0	0.0	0.0
Wednesday, July 31, 2013	1:10	0:10	46	65	41	38	336	6.3	309	15	0.0	0.0	0.0
Wednesday, July 31, 2013	1:20	0:10	43	61	40	38	316	6.3	312	15	0.0	0.0	0.0
Wednesday, July 31, 2013	1:30	0:10	47	65	43	38	274	6.0	313	14	0.0	0.0	0.0
Wednesday, July 31, 2013	1:40	0:10	52	71	48	41	198	5.4	312	14	0.0	0.0	0.0
Wednesday, July 31, 2013	1:50	0:10	45	60	45	39	123	5.5	307	14	0.0	0.0	0.0
Wednesday, July 31, 2013	2:00	0:10	45	64	41	38	-4	6.9	307	14	0.0	0.0	0.0
Wednesday, July 31, 2013	2:10	0:10	39	43	40	38	-4	9.4	306	14	0.0	0.0	0.0
Wednesday, July 31, 2013	2:20	0:10	53	75	44	38	-4	10.8	306	14	0.0	0.0	0.0
Wednesday, July 31, 2013	2:30	0:10	52	75	44	38	-4	10.3	304	14	0.0	0.0	0.0
Wednesday, July 31, 2013	2:40	0:10	51	73	45	38	-4	10.2	303	14	0.0	0.0	0.0
Wednesday, July 31, 2013	2:50	0:10	50	73	43	38	-2	8.5	306	14	0.0	0.0	0.0
Wednesday, July 31, 2013	3:00	0:10	43	62	40	37	668	8.4	309	14	0.0	0.0	0.0
Wednesday, July 31, 2013	3:10	0:10	39	57	39	37	795	8.0	312	14	0.0	0.0	0.0
Wednesday, July 31, 2013	3:20	0:10	54	74	47	37	442	6.7	310	13	0.0	0.0	0.0
Wednesday, July 31, 2013	3:30	0:10	51	71	49	38	453	6.8	312	13	0.0	0.0	0.0
Wednesday, July 31, 2013	3:40	0:10	53	76	42	37	654	7.6	312	13	0.0	0.0	0.0
Wednesday, July 31, 2013	3:50	0:10	50	67	49	37	841	8.2	310	13	0.0	0.0	0.0
Wednesday, July 31, 2013	4:00	0:10	49	70	49	36	894	8.6	313	13	0.0	0.0	0.0
Wednesday, July 31, 2013	4:10	0:10	53	74	50	36	825	8.4	313	13	0.0	0.0	0.0

Table A-5: Location 3 Summer Compliance Evaluation

Date	Time	Duration	Leq	Lmax	L(10)	L(90)	WT E2	WT E2	Onsite Met	Onsite Met	Loc. 6	Loc. 6	Loc. 6
	Start Time	(min)	(dBA)	(dBA)	(dBA)	(dBA)	Output (kW)	HH WS (m/s)	WD @ 75m (degrees)	Temp. (°C)	Avg. WS @ 2m (m/s)	Gust WS @ 2m (m/s)	Precip. (mm)
Wednesday, July 31, 2013	4:20	0:10	58	82	53	37	771	8.2	315	13	0.0	0.0	0.0
Wednesday, July 31, 2013	4:30	0:10	53	71	55	36	762	8.1	312	13	0.0	0.0	0.0
Wednesday, July 31, 2013	4:40	0:10	56	76	60	38	533	7.2	316	13	0.0	0.0	0.0
Wednesday, July 31, 2013	4:50	0:10	55	77	53	36	415	6.7	316	13	0.0	0.0	0.0
Wednesday, July 31, 2013	5:00	0:10	52	70	50	36	234	5.6	315	13	0.0	0.0	0.0
Wednesday, July 31, 2013	5:10	0:10	57	74	61	39	102	4.3	312	13	0.0	0.0	0.0
Wednesday, July 31, 2013	5:20	0:10	58	74	63	41	126	4.7	311	13	0.0	0.0	0.0
Wednesday, July 31, 2013	5:30	0:10	59	76	63	39	129	4.7	310	13	0.0	0.0	0.0
Wednesday, July 31, 2013	5:40	0:10	62	77	65	40	217	5.5	314	13	0.0	0.0	0.0
Wednesday, July 31, 2013	5:50	0:10	58	71	63	40	99	4.4	316	13	0.0	0.0	0.0
Wednesday, July 31, 2013	6:00	0:10	62	77	66	38	114	4.8	329	13	0.0	0.0	0.0
Wednesday, July 31, 2013	6:10	0:10	64	83	66	45	210	5.5	331	13	0.0	0.0	0.0
Wednesday, July 31, 2013	6:20	0:10	64	84	67	42	147	5.1	328	13	0.0	0.2	0.0
Wednesday, July 31, 2013	6:30	0:10	62	77	66	42	187	5.4	329	14	0.0	0.0	0.0
Wednesday, July 31, 2013	6:40	0:10	62	80	66	43	136	4.8	337	14	0.0	0.0	0.0
Wednesday, July 31, 2013	6:50	0:10	61	79	66	42	154	5.0	330	14	0.0	0.0	0.0
Wednesday, July 31, 2013	7:00	0:10	62	76	66	43	114	4.6	332	14	0.0	0.0	0.0
Wednesday, July 31, 2013	7:10	0:10	72	95	73	71	46	3.8	333	15	0.0	0.0	0.0
Wednesday, July 31, 2013	7:20	0:10	72	77	72	71	-5	3.0	341	15	0.0	0.0	0.0
Wednesday, July 31, 2013	7:30	0:10	72	82	72	71	-15	2.9	335	16	0.0	0.0	0.0
Wednesday, July 31, 2013	7:40	0:10	72	88	73	71	-9	2.5	331	16	0.0	0.0	0.0
Wednesday, July 31, 2013	7:50	0:10	66	82	70	43	-9	1.5	338	16	0.0	0.0	0.0
Wednesday, July 31, 2013	8:00	0:10	61	77	64	40	-4	0.9	340	17	0.0	0.2	0.0
Wednesday, July 31, 2013	8:10	0:10	63	77	66	46	-5	1.0	342	17	0.0	0.0	0.0
Wednesday, July 31, 2013	8:20	0:10	62	77	66	48	-6	0.8	327	17	0.0	0.0	0.0
Wednesday, July 31, 2013	8:30	0:10	62	77	66	41	-6	1.0	325	17	0.0	0.0	0.0
Wednesday, July 31, 2013	8:40	0:10	60	74	64	42	-2	0.9	298	18	0.0	1.3	0.0
Wednesday, July 31, 2013	8:50	0:10	64	91	66	45	-1	0.6	289	18	0.0	0.7	0.0
Wednesday, July 31, 2013	9:00	0:10	60	76	64	41	-1	0.7	284	18	0.0	0.4	0.0
Wednesday, July 31, 2013	9:10	0:10	61	80	65	43	-1	1.0	304	19	0.2	2.4	0.0
Wednesday, July 31, 2013	9:20	0:10	61	79	64	42	-2	0.8	341	18	0.0	1.3	0.0
Wednesday, July 31, 2013	9:30	0:10	61	76	65	42	-1	1.1	9	18	0.0	1.7	0.0
Wednesday, July 31, 2013	9:40	0:10	62	78	65	44	0	1.5	345	18	0.2	2.6	0.0
Wednesday, July 31, 2013	9:50	0:10	60	76	64	41	-1	1.6	323	18	0.2	2.4	0.0
Wednesday, July 31, 2013	10:00	0:10	60	74	64	41	-1	1.7	318	19	0.4	2.6	0.0
Wednesday, July 31, 2013	10:10	0:10	59	74	63	39	-1	1.9	319	19	0.2	2.8	0.0
Wednesday, July 31, 2013	10:20	0:10	61	75	65	47	-1	0.8	324	20	0.0	1.5	0.0
Wednesday, July 31, 2013	10:30	0:10	60	74	65	46	-1	1.3	342	19	0.0	1.1	0.0
Wednesday, July 31, 2013	10:40	0:10	60	75	64	47	-1	1.5	313	20	0.0	0.0	0.0
Wednesday, July 31, 2013	10:50	0:10	60	75	64	48	-1	1.2	307	20	0.0	0.4	0.0
Wednesday, July 31, 2013	11:00	0:10	60	78	63	49	-1	1.4	290	20	0.0	1.7	0.0
Wednesday, July 31, 2013	11:10	0:10	60	76	64	49	0	2.4	313	20	0.0	0.0	0.0
Wednesday, July 31, 2013	11:20	0:10	61	77	64	48	-9	2.3	307	20	0.0	1.3	0.0
Wednesday, July 31, 2013	11:30	0:10	60	77	64	48	-6	2.9	291	20	0.2	1.5	0.0
Wednesday, July 31, 2013	11:40	0:10	59	71	63	48	-10	2.2	310	21	0.0	2.6	0.0
Wednesday, July 31, 2013	11:50	0:10	60	77	63	48	-9	2.5	292	20	0.2	2.4	0.0
Wednesday, July 31, 2013	12:00	0:10	60	77	63	47	13	2.9	282	21	0.4	2.0	0.0
Wednesday, July 31, 2013	12:10	0:10	62	82	65	48	-5	2.4	310	21	0.2	2.2	0.0
Wednesday, July 31, 2013	12:20	0:10	58	75	62	48	38	3.5	349	21	0.6	2.2	0.0
Wednesday, July 31, 2013	12:30	0:10	60	75	64	49	35	3.6	292	21	0.2	2.2	0.0
Wednesday, July 31, 2013	12:40	0:10	60	76	64	48	-11	3.3	246	21	0.2	2.2	0.0
Wednesday, July 31, 2013	12:50	0:10	58	73	62	48	26	4.2	285	22	0.2	1.9	0.0
Wednesday, July 31, 2013	13:00	0:10	61	75	65	48	-2	3.4	257	22	0.0	0.7	0.0
Wednesday, July 31, 2013	13:10	0:10	61	76	64	48	100	4.6	265	23	0.6	2.6	0.0
Wednesday, July 31, 2013	13:20	0:10	58	73	62	48	17	4.0	308	22	0.4	2.4	0.0
Wednesday, July 31, 2013	13:30	0:10	59	73	63	47	58	3.7	296	21	0.2	2.2	0.0
Wednesday, July 31, 2013	13:40	0:10	58	71	62	48	9	3.6	314	20	0.2	1.3	0.0
Wednesday, July 31, 2013	13:50	0:10	59	76	63	48	31	3.8	324	20	0.0	0.4	0.0
Wednesday, July 31, 2013	14:00	0:10	61	76	64	49	-4	4.1	271	21	0.0	0.0	0.0
Wednesday, July 31, 2013	14:10	0:10	59	74	64	47	-4	3.5	269	21	0.0	1.9	0.0
Wednesday, July 31, 2013	14:20	0:10	59	77	63	48	-4	3.2	274	21	0.0	0.6	0.0
Wednesday, July 31, 2013	14:30	0:10	60	74	63	49	-4	3.5	270	22	0.0	0.2	0.0
Wednesday, July 31, 2013	14:40	0:10	62	77	66	50	-4	3.5	282	23	0.0	0.0	0.0
Wednesday, July 31, 2013	14:50	0:10	61	79	63	48	-3	3.5	246	23	0.0	1.3	0.0
Wednesday, July 31, 2013	15:00	0:10	61	76	64	50	9	2.9	258	24	0.0	1.5	0.0
Wednesday, July 31, 2013	15:10	0:10	61	76	65	50	23	3.8	299	23	0.4	3.2	0.0
Wednesday, July 31, 2013	15:20	0:10	62	81	65	49	45	3.8	278	23	0.2	1.9	0.0
Wednesday, July 31, 2013	15:30	0:10	63	77	66	52	24	3.5	272	23	0.2	1.9	0.0
Wednesday, July 31, 2013	15:40	0:10	61	73	65	50	21	3.1	296	23	0.4	3.0	0.0
Wednesday, July 31, 2013	15:50	0:10	61	76	64	50	-6	2.6	343	23	0.4	2.0	0.0
Wednesday, July 31, 2013	16:00	0:10	62	77	66	50	3	3.0	342	23	0.4	2.4	0.0
Wednesday, July 31, 2013	16:10	0:10	61	77	65	51	-6	2.5	330	23	0.2	2.6	0.0
Wednesday, July 31, 2013	16:20	0:10	61	73	65	51	-4	2.4	333	22	0.0	0.0	0.0
Wednesday, July 31, 2013	16:30	0:10	61	76	64	50	-4	2.7	304	22	0.0	0.7	0.0
Wednesday, July 31, 2013	16:40	0:10	61	75	65	50	-7	2.7	311	23	0.0	0.0	0.0
Wednesday, July 31, 2013	16:50	0:10	63	80	66	52	-2	2.8	294	22	0.0	0.0	0.0
Wednesday, July 31, 2013	17:00	0:10	61	72	65	52	-5	2.3	287	23	0.0	1.5	0.0
Wednesday, July 31, 2013	17:10	0:10	61	71	65	51	-4	1.9	279	23	0.0	0.4	0.0
Wednesday, July 31, 2013	17:20	0:10	62	75	66	50	-4	1.7	258	23	0.0	0.6	0.0
Wednesday, July 31, 2013	17:30	0:10	61	78	65	51	-4	1.9	240	23	0.2	2.0	0.0
Wednesday, July 31, 2013	17:40	0:10	60	72	64	51	0	2.9	259	23	0.0	0.2	0.0
Wednesday, July 31, 2013	17:50	0:10	62	78	65	51	-5	1.8	241	23	0.0	0.0	0.0
Wednesday, July 31, 2013	18:00	0:10	62	76	65	51	7	3.3	238	22	0.0	0.0	0.0
Wednesday, July 31, 2013	18:10	0:10	62	78	65	50	9	3.4	227	22	0.0	0.0	0.0
Wednesday, July 31, 2013	18:20	0:10	62	79	65	50	14	3.4	230	21	0.0	0.0	0.0
Wednesday, July 31, 2013	18:30	0:10	59	73	63	46	2	3.4	217	20	0.0	0.0	0.0
Wednesday, July 31, 2013	18:40	0:10	59	71	63	47	13	3.5	204	20	0.0	0.0	0.0
Wednesday, July 31, 2013	18:50	0:10	60	78	64	48	7	3.3	198	20	0.0	0.0	0.0
Wednesday, July 31, 2013	19:00	0:10	61	75	65	49	-7	3.1	195	21	0.0	0.0	0.0
Wednesday, July 31, 2013	19:10	0:10	59	69	63	46	18	3.6	215	20	0.0	0.0	0.0
Wednesday, July 31, 2013	19:20	0:10	62	76	66	47	35	3.9	198	20	0.0	0.0	0.0

Table A-5: Location 3 Summer Compliance Evaluation

Date	Time	Duration	Leq	Lmax	L(10)	L(90)	WT E2	WT E2	Onsite Met	Onsite Met	Loc. 6	Loc. 6	Loc. 6
	Start Time	(min)	(dBA)	(dBA)	(dBA)	(dBA)	Output (kW)	HH WS (m/s)	WD @ 75m (degrees)	Temp. (°C)	Avg. WS @ 2m (m/s)	Gust WS @ 2m (m/s)	Precip. (mm)
Wednesday, July 31, 2013	19:30	0:10	59	79	62	47	34	4.0	198	19	0.0	0.0	0.0
Wednesday, July 31, 2013	19:40	0:10	60	75	64	46	19	3.5	190	18	0.0	0.0	0.0
Wednesday, July 31, 2013	19:50	0:10	57	73	62	46	-2	3.1	177	18	0.0	0.0	0.0
Wednesday, July 31, 2013	20:00	0:10	62	85	63	46	-4	1.8	171	18	0.0	0.0	0.0
Wednesday, July 31, 2013	20:10	0:10	61	91	62	47	-5	1.6	162	18	0.0	0.0	0.0
Wednesday, July 31, 2013	20:20	0:10	57	72	62	46	-5	1.9	164	17	0.0	0.0	0.0
Wednesday, July 31, 2013	20:30	0:10	59	78	62	47	-4	2.1	167	17	0.0	0.0	0.0
Wednesday, July 31, 2013	20:40	0:10	57	70	61	47	11	3.1	171	17	0.0	0.0	0.0
Wednesday, July 31, 2013	20:50	0:10	56	69	61	42	1	3.0	174	17	0.0	0.0	0.0
Wednesday, July 31, 2013	21:00	0:10	59	78	63	42	-5	3.0	174	17	0.0	0.0	0.0
Wednesday, July 31, 2013	21:10	0:10	58	74	62	42	-8	2.7	175	17	0.0	0.0	0.0
Wednesday, July 31, 2013	21:20	0:10	58	73	62	42	-5	2.4	177	17	0.0	0.0	0.0
Wednesday, July 31, 2013	21:30	0:10	55	67	60	42	-5	2.1	177	17	0.0	0.0	0.0
Wednesday, July 31, 2013	21:40	0:10	56	71	61	43	-4	2.3	177	17	0.0	0.0	0.0
Wednesday, July 31, 2013	21:50	0:10	54	67	59	42	-5	2.1	178	17	0.0	0.0	0.0
Wednesday, July 31, 2013	22:00	0:10	54	67	59	41	-4	2.4	172	17	0.0	0.0	0.0
Wednesday, July 31, 2013	22:10	0:10	54	69	59	40	-9	3.3	178	17	0.0	0.0	0.0
Wednesday, July 31, 2013	22:20	0:10	60	83	61	42	-4	1.9	183	17	0.0	0.0	0.0
Wednesday, July 31, 2013	22:30	0:10	55	72	59	41	-5	0.8	189	16	0.0	0.0	0.0
Wednesday, July 31, 2013	22:40	0:10	52	68	56	40	-5	2.0	188	16	0.0	0.0	0.0
Wednesday, July 31, 2013	22:50	0:10	56	78	57	41	-4	2.8	202	16	0.0	0.0	0.0
Wednesday, July 31, 2013	23:00	0:10	51	67	53	41	-4	2.5	206	16	0.0	0.0	0.0
Wednesday, July 31, 2013	23:10	0:10	53	72	54	41	4	3.2	224	16	0.0	0.0	0.0
Wednesday, July 31, 2013	23:20	0:10	54	76	59	41	-6	2.3	225	16	0.0	0.0	0.0
Wednesday, July 31, 2013	23:30	0:10	54	71	58	40	-5	1.9	216	16	0.0	0.0	0.0
Wednesday, July 31, 2013	23:40	0:10	54	72	57	40	-4	1.6	215	16	0.0	0.0	0.0
Wednesday, July 31, 2013	23:50	0:10	53	71	56	40	-5	1.5	218	16	0.0	0.0	0.0
Thursday, August 01, 2013	0:00	0:10	51	66	53	40	-4	1.1	223	16	0.0	0.0	0.0
Thursday, August 01, 2013	0:10	0:10	48	65	46	39	-4	2.0	245	16	0.0	0.0	0.0
Thursday, August 01, 2013	0:20	0:10	52	73	49	38	-2	0.6	237	16	0.0	0.0	0.0
Thursday, August 01, 2013	0:30	0:10	47	68	42	39	-1	0.8	219	16	0.0	0.0	0.0
Thursday, August 01, 2013	0:40	0:10	50	66	52	39	-1	1.6	216	16	0.0	0.0	0.0
Thursday, August 01, 2013	0:50	0:10	47	64	45	38	-1	1.1	216	16	0.0	0.0	0.0
Thursday, August 01, 2013	1:00	0:10	44	64	39	38	-2	2.6	201	16	0.0	0.0	0.0
Thursday, August 01, 2013	1:10	0:10	46	68	42	38	-3	2.7	186	16	0.0	0.0	0.0
Thursday, August 01, 2013	1:20	0:10	49	71	40	38	-5	2.1	177	16	0.0	0.0	0.0
Thursday, August 01, 2013	1:30	0:10	50	72	43	39	-4	1.2	178	16	0.0	0.0	0.0
Thursday, August 01, 2013	1:40	0:10	39	42	40	38	-4	0.5	178	16	0.0	0.0	0.0
Thursday, August 01, 2013	1:50	0:10	48	68	44	38	-5	0.4	178	16	0.0	0.0	0.0
Thursday, August 01, 2013	2:00	0:10	44	62	40	38	-4	0.6	179	16	0.0	0.0	0.0
Thursday, August 01, 2013	2:10	0:10	43	64	39	37	-3	0.8	183	15	0.0	0.0	0.0
Thursday, August 01, 2013	2:20	0:10	50	71	45	38	0	0.7	191	15	0.0	0.0	0.0
Thursday, August 01, 2013	2:30	0:10	44	64	40	37	0	1.2	201	15	0.0	0.0	0.0
Thursday, August 01, 2013	2:40	0:10	43	63	39	37	0	2.0	202	15	0.0	0.0	0.0
Thursday, August 01, 2013	2:50	0:10	51	74	41	37	0	1.9	209	15	0.0	0.0	0.0
Thursday, August 01, 2013	3:00	0:10	53	78	41	37	-1	2.4	214	15	0.0	0.0	0.0
Thursday, August 01, 2013	3:10	0:10	51	73	40	37	-1	2.0	213	15	0.0	0.0	0.0
Thursday, August 01, 2013	3:20	0:10	48	67	45	37	0	2.5	224	15	0.0	0.0	0.0
Thursday, August 01, 2013	3:30	0:10	42	61	39	37	-1	2.5	220	15	0.0	0.0	0.0
Thursday, August 01, 2013	3:40	0:10	38	43	39	37	-1	2.7	211	15	0.0	0.0	0.0
Thursday, August 01, 2013	3:50	0:10	49	71	42	36	-1	1.2	213	14	0.0	0.0	0.0
Thursday, August 01, 2013	4:00	0:10	52	73	46	36	-1	1.4	213	14	0.0	0.0	0.0
Thursday, August 01, 2013	4:10	0:10	57	81	53	36	-1	0.9	209	14	0.0	0.0	0.0
Thursday, August 01, 2013	4:20	0:10	52	72	52	36	-1	1.5	202	15	0.0	0.0	0.0
Thursday, August 01, 2013	4:30	0:10	54	74	55	37	-1	0.9	201	15	0.0	0.0	0.0
Thursday, August 01, 2013	4:40	0:10	51	70	49	38	-1	1.9	203	15	0.0	0.0	0.0
Thursday, August 01, 2013	4:50	0:10	56	74	59	39	-3	3.3	199	15	0.0	0.0	0.0
Thursday, August 01, 2013	5:00	0:10	56	74	59	37	-4	2.7	195	15	0.0	0.0	0.0
Thursday, August 01, 2013	5:10	0:10	61	79	64	40	-5	1.8	195	15	0.0	0.0	0.0
Thursday, August 01, 2013	5:20	0:10	60	78	63	40	-4	1.3	195	15	0.0	0.0	0.0
Thursday, August 01, 2013	5:30	0:10	61	77	64	42	-4	2.4	188	15	0.0	0.0	0.0
Thursday, August 01, 2013	5:40	0:10	59	74	63	40	-6	3.5	178	15	0.0	0.0	0.0
Thursday, August 01, 2013	5:50	0:10	57	72	62	37	-5	3.5	173	15	0.0	0.0	0.0
Thursday, August 01, 2013	6:00	0:10	63	86	64	40	-2	3.5	178	14	0.0	0.0	0.0
Thursday, August 01, 2013	6:10	0:10	60	76	64	42	-1	4.1	172	15	0.0	0.0	0.0
Thursday, August 01, 2013	6:20	0:10	67	88	68	46	-1	4.1	163	15	0.0	0.0	0.0
Thursday, August 01, 2013	6:30	0:10	61	78	66	43	-1	4.3	156	16	0.0	0.0	0.0
Thursday, August 01, 2013	6:40	0:10	60	76	65	44	-1	4.2	154	16	0.0	0.0	0.0
Thursday, August 01, 2013	6:50	0:10	62	78	66	43	-1	4.5	152	16	0.0	0.0	0.0
Thursday, August 01, 2013	7:00	0:10	62	80	66	44	-1	4.4	140	17	0.0	0.0	0.0
Thursday, August 01, 2013	7:10	0:10	63	77	67	44	-1	4.3	145	17	0.0	0.0	0.0
Thursday, August 01, 2013	7:20	0:10	61	72	65	48	-1	4.2	151	18	0.0	0.0	0.0
Thursday, August 01, 2013	7:30	0:10	63	75	67	47	-1	4.3	150	18	0.0	0.0	0.0
Thursday, August 01, 2013	7:40	0:10	63	79	66	44	-1	4.7	138	18	0.0	0.0	0.0
Thursday, August 01, 2013	7:50	0:10	61	75	65	42	-1	4.8	137	18	0.0	0.0	0.0
Thursday, August 01, 2013	8:00	0:10	64	93	65	44	-1	4.5	145	18	0.0	0.0	0.0
Thursday, August 01, 2013	8:10	0:10	61	78	64	40	-1	4.2	153	19	0.0	0.0	0.0
Thursday, August 01, 2013	8:20	0:10	61	76	65	41	-1	4.0	152	19	0.0	0.0	0.0
Thursday, August 01, 2013	8:30	0:10	63	76	66	44	-1	4.2	152	19	0.0	0.0	0.0
Thursday, August 01, 2013	8:40	0:10	63	76	68	44	-2	3.0	156	19	0.0	0.0	0.0
Thursday, August 01, 2013	8:50	0:10	61	77	64	44	-4	2.6	159	19	0.0	0.0	0.0
Thursday, August 01, 2013	9:00	0:10	63	81	66	50	-4	2.6	157	19	0.0	0.0	0.0
Thursday, August 01, 2013	9:10	0:10	58	74	63	40	-5	2.6	156	19	0.0	0.0	0.0
Thursday, August 01, 2013	9:20	0:10	61	79	64	40	-6	3.3	146	19	0.0	0.0	0.0
Thursday, August 01, 2013	9:30	0:10	58	71	63	41	-4	4.0	149	19	0.0	0.0	0.0
Thursday, August 01, 2013	9:40	0:10	61	78	65	42	-4	4.5	148	19	0.0	0.0	0.0
Thursday, August 01, 2013	9:50	0:10	62	78	66	39	-5	4.7	146	20	0.0	0.0	0.0
Thursday, August 01, 2013	10:00	0:10	61	76	65	42	-5	3.9	144	20	0.0	0.0	0.0
Thursday, August 01, 2013	10:10	0:10	61	83	64	44	-5	4.1	147	20	0.0	0.2	0.0
Thursday, August 01, 2013	10:20	0:10	61	78	65	45	-4	3.6	151	20	0.0	1.1	0.0
Thursday, August 01, 2013	10:30	0:10	61	76	64	48	8	4.8	156	20	0.2	1.7	0.0

Table A-5: Location 3 Summer Compliance Evaluation

Date	Time	Duration	Leq	Lmax	L(10)	L(90)	WT E2	WT E2	Onsite Met	Onsite Met	Loc. 6	Loc. 6	Loc. 6
	Start Time	(min)	(dBA)	(dBA)	(dBA)	(dBA)	Output (kW)	HH WS (m/s)	WD @ 75m (degrees)	Temp. (°C)	Avg. WS @ 2m (m/s)	Gust WS @ 2m (m/s)	Precip. (mm)
Thursday, August 01, 2013	10:40	0:10	62	75	66	49	68	5.1	153	20	0.2	1.9	0.0
Thursday, August 01, 2013	10:50	0:10	63	82	68	49	-7	6.2	156	20	0.0	1.3	0.0
Thursday, August 01, 2013	11:00	0:10	62	78	66	49	-6	5.7	154	21	0.2	2.0	0.0
Thursday, August 01, 2013	11:10	0:10	61	80	64	49	-5	7.0	150	21	0.0	1.1	0.0
Thursday, August 01, 2013	11:20	0:10	62	78	65	49	102	6.5	151	21	0.0	0.4	0.0
Thursday, August 01, 2013	11:30	0:10	64	87	66	50	-7	6.4	149	21	0.2	2.4	0.0
Thursday, August 01, 2013	11:40	0:10	60	75	64	49	-4	7.0	152	21	0.2	2.2	0.0
Thursday, August 01, 2013	11:50	0:10	60	75	64	50	-5	6.7	154	22	0.0	1.7	0.0
Thursday, August 01, 2013	12:00	0:10	61	74	64	49	18	6.6	158	22	0.0	1.1	0.0
Thursday, August 01, 2013	12:10	0:10	60	74	63	49	-4	7.4	153	22	0.2	2.2	0.0
Thursday, August 01, 2013	12:20	0:10	60	73	64	50	10	5.5	151	22	0.2	2.4	0.0
Thursday, August 01, 2013	12:30	0:10	61	76	64	50	12	6.4	153	22	0.4	2.0	0.0
Thursday, August 01, 2013	12:40	0:10	62	75	66	50	82	6.4	148	23	0.4	2.2	0.0
Thursday, August 01, 2013	12:50	0:10	61	75	64	49	9	6.6	156	22	0.2	2.4	0.0
Thursday, August 01, 2013	13:00	0:10	61	76	65	50	-4	5.7	153	22	0.4	2.2	0.0
Thursday, August 01, 2013	13:10	0:10	61	78	63	49	-5	6.2	153	22	0.0	2.0	0.0
Thursday, August 01, 2013	13:20	0:10	62	77	65	48	16	6.7	155	22	0.0	1.5	0.0
Thursday, August 01, 2013	13:30	0:10	58	71	62	49	164	5.8	156	22	0.4	3.5	0.0
Thursday, August 01, 2013	13:40	0:10	59	73	62	49	12	6.9	158	21	0.2	2.2	0.0
Thursday, August 01, 2013	13:50	0:10	63	79	67	50	-5	6.1	155	22	0.2	1.9	0.0
Thursday, August 01, 2013	14:00	0:10	63	76	66	50	-5	5.8	157	22	0.0	0.9	0.0
Thursday, August 01, 2013	14:10	0:10	62	75	65	49	-5	6.5	156	22	0.2	1.7	0.0
Thursday, August 01, 2013	14:20	0:10	61	75	64	49	-5	6.2	156	21	0.2	2.2	0.0
Thursday, August 01, 2013	14:30	0:10	61	76	65	48	-4	6.9	157	22	0.2	2.6	0.0
Thursday, August 01, 2013	14:40	0:10	60	76	63	49	-1	7.5	159	22	0.2	1.9	0.0
Thursday, August 01, 2013	14:50	0:10	62	76	65	49	-1	6.8	163	22	0.0	1.5	0.0
Thursday, August 01, 2013	15:00	0:00	59	69	64	51	453	7.2	161	21	0.0	1.1	0.0
Thursday, August 01, 2013	15:10						395	6.3	159	20	0.0	1.9	0.0
Thursday, August 01, 2013	15:20						355	6.0	160	20	0.0	0.0	0.0
Thursday, August 01, 2013	15:30	0:10	61	75	64	51	351	6.1	160	20	0.0	0.0	0.0
Thursday, August 01, 2013	15:40	0:10	62	78	65	51	417	6.5	160	20	0.0	0.0	0.0
Thursday, August 01, 2013	15:50	0:10	63	77	67	51	497	6.9	159	19	0.0	0.0	0.0
Thursday, August 01, 2013	16:00	0:10	62	77	66	50	378	6.3	165	19	0.0	0.0	0.0
Thursday, August 01, 2013	16:10	0:10	63	79	66	51	195	5.2	167	19	0.0	0.0	0.3
Thursday, August 01, 2013	16:20	0:10	62	77	65	54	434	6.9	171	18	0.0	0.0	0.0
Thursday, August 01, 2013	16:30	0:10	63	74	66	52	358	5.8	168	17	0.0	0.0	0.5
Thursday, August 01, 2013	16:40	0:10	64	76	67	56	481	6.6	172	17	0.0	0.0	1.0
Thursday, August 01, 2013	16:50	0:10	65	79	68	58	869	8.4	182	16	0.0	0.0	0.5
Thursday, August 01, 2013	17:00	0:10	64	77	68	56	1203	9.4	181	16	0.0	0.0	0.3
Thursday, August 01, 2013	17:10	0:10	64	78	67	53	1569	10.3	180	16	0.0	0.0	0.0
Thursday, August 01, 2013	17:20	0:10	64	78	68	52	1258	9.7	177	16	0.0	0.0	0.3
Thursday, August 01, 2013	17:30	0:10	64	77	67	52	519	7.2	176	16	0.0	0.0	0.0
Thursday, August 01, 2013	17:40	0:10	64	77	67	54	434	6.6	177	16	0.0	0.0	0.5
Thursday, August 01, 2013	17:50	0:10	63	75	67	56	517	7.1	173	16	0.0	0.0	0.5
Thursday, August 01, 2013	18:00	0:10	63	72	67	53	168	4.6	168	16	0.0	0.0	0.5
Thursday, August 01, 2013	18:10	0:10	66	79	68	57	262	5.5	173	16	0.0	0.0	0.3
Thursday, August 01, 2013	18:20	0:10	62	74	66	54	287	5.9	177	16	0.0	0.0	0.3
Thursday, August 01, 2013	18:30	0:10	62	74	66	55	240	5.6	180	16	0.0	0.0	0.3
Thursday, August 01, 2013	18:40	0:10	61	72	65	51	48	4.7	173	16	0.0	0.0	0.5
Thursday, August 01, 2013	18:50	0:10	62	76	65	52	150	4.2	180	16	0.0	0.0	0.3
Thursday, August 01, 2013	19:00	0:10	60	72	65	50	369	6.1	178	16	0.0	0.0	0.0
Thursday, August 01, 2013	19:10	0:10	62	79	66	48	476	6.4	178	16	0.0	0.0	0.0
Thursday, August 01, 2013	19:20	0:10	61	77	65	48	435	6.3	182	16	0.0	0.0	0.0
Thursday, August 01, 2013	19:30	0:10	59	70	64	48	559	7.1	178	16	0.0	0.0	0.0
Thursday, August 01, 2013	19:40	0:10	60	73	64	48	733	7.8	182	16	0.0	0.0	0.0
Thursday, August 01, 2013	19:50	0:10	61	78	65	51	923	8.7	183	16	0.0	0.0	0.3
Thursday, August 01, 2013	20:00	0:10	59	70	64	52	1401	10.3	189	16	0.0	0.2	0.0
Thursday, August 01, 2013	20:10	0:10	59	70	63	51	1413	10.2	189	16	0.0	0.0	0.0
Thursday, August 01, 2013	20:20	0:10	59	70	64	50	1572	10.6	184	16	0.0	0.0	0.0
Thursday, August 01, 2013	20:30	0:10	58	70	63	48	1629	10.5	185	16	0.0	0.0	0.0
Thursday, August 01, 2013	20:40	0:10	59	71	64	47	1571	10.5	188	16	0.0	0.0	0.0
Thursday, August 01, 2013	20:50	0:10	58	68	63	48	1423	10.4	186	16	0.0	0.0	0.0
Thursday, August 01, 2013	21:00	0:10	57	69	63	44	1307	9.8	186	16	0.0	0.0	0.0
Thursday, August 01, 2013	21:10	0:10	59	79	63	43	1396	10.1	187	15	0.0	0.0	0.0
Thursday, August 01, 2013	21:20	0:10	57	69	63	43	784	7.9	187	15	0.0	0.0	0.0
Thursday, August 01, 2013	21:30	0:10	55	69	61	42	356	6.5	184	15	0.0	0.0	0.0
Thursday, August 01, 2013	21:40	0:10	57	71	62	45	558	7.1	189	15	0.0	0.0	0.0
Thursday, August 01, 2013	21:50	0:10	56	69	61	45	405	6.5	195	15	0.0	1.9	0.0
Thursday, August 01, 2013	22:00	0:10	58	72	62	45	279	6.1	197	15	0.0	0.0	0.0
Thursday, August 01, 2013	22:10	0:10	54	68	59	45	298	6.3	190	15	0.0	0.0	0.3
Thursday, August 01, 2013	22:20	0:10	56	70	61	44	374	6.5	185	15	0.0	0.0	0.0
Thursday, August 01, 2013	22:30	0:10	58	78	60	47	385	6.4	179	15	0.0	0.0	0.0
Thursday, August 01, 2013	22:40	0:10	55	69	58	45	320	5.9	179	15	0.0	0.0	0.0
Thursday, August 01, 2013	22:50	0:10	53	72	52	45	513	7.2	180	15	0.0	0.0	0.0
Thursday, August 01, 2013	23:00	0:10	53	71	52	44	673	8.0	186	15	0.0	0.0	0.3
Thursday, August 01, 2013	23:10	0:10	55	73	57	45	809	8.4	183	15	0.0	0.0	0.5
Thursday, August 01, 2013	23:20	0:10	53	67	53	47	641	7.7	186	15	0.0	0.0	0.3
Thursday, August 01, 2013	23:30	0:10	55	69	59	49	611	7.7	189	15	0.0	0.0	0.0
Thursday, August 01, 2013	23:40	0:10	51	66	50	47	328	6.2	184	15	0.0	0.0	0.3
Thursday, August 01, 2013	23:50	0:10	53	68	55	45	262	5.9	182	15	0.0	0.0	0.0
Friday, August 02, 2013	0:00	0:10	54	70	56	44	103	4.3	186	15	0.0	0.0	0.0
Friday, August 02, 2013	0:10	0:10	53	69	55	44	123	5.0	192	15	0.0	0.0	0.0
Friday, August 02, 2013	0:20	0:10	56	78	49	42	226	5.7	189	15	0.0	0.0	0.0
Friday, August 02, 2013	0:30	0:10	51	70	47	42	422	7.0	197	15	0.0	0.0	0.0
Friday, August 02, 2013	0:40	0:10	42	54	43	42	357	6.5	194	15	0.0	0.0	0.0
Friday, August 02, 2013	0:50	0:10	49	69	44	41	288	6.0	194	15	0.0	0.0	0.0
Friday, August 02, 2013	1:00	0:10	50	73	44	42	448	7.1	192	15	0.0	0.0	0.0
Friday, August 02, 2013	1:10	0:10	56	79	48	41	389	6.9	193	15	0.0	0.0	0.0
Friday, August 02, 2013	1:20	0:10	54	77	44	41	237	5.8	186	15	0.0	0.0	0.0
Friday, August 02, 2013	1:30	0:10	56	76	47	41	190	5.3	187	15	0.0	0.0	0.0
Friday, August 02, 2013	1:40	0:10	46	68	42	41	124	4.8	190	15	0.0	0.0	0.3

Table A-5: Location 3 Summer Compliance Evaluation

Date	Time	Duration	Leq	Lmax	L(10)	L(90)	WT E2	WT E2	Onsite Met	Onsite Met	Loc. 6	Loc. 6	Loc. 6
	Start Time	(min)	(dBA)	(dBA)	(dBA)	(dBA)	Output (kW)	HH WS (m/s)	WD @ 75m (degrees)	Temp. (°C)	Avg. WS @ 2m (m/s)	Gust WS @ 2m (m/s)	Precip. (mm)
Friday, August 02, 2013	1:50	0:10	48	66	45	41	111	5.2	190	15	0.0	0.0	0.0
Friday, August 02, 2013	2:00	0:10	49	66	46	41	-4	4.6	193	15	0.0	0.0	0.0
Friday, August 02, 2013	2:10	0:10	47	65	42	41	-4	4.9	187	15	0.0	0.0	0.0
Friday, August 02, 2013	2:20	0:10	52	72	46	41	-4	4.9	187	15	0.0	0.0	0.0
Friday, August 02, 2013	2:30	0:10	48	67	43	41	-4	4.4	183	15	0.0	0.0	0.0
Friday, August 02, 2013	2:40	0:10	47	65	44	41	-4	3.5	186	15	0.0	0.0	0.0
Friday, August 02, 2013	2:50	0:10	41	47	42	41	-2	3.4	181	15	0.0	0.0	0.0
Friday, August 02, 2013	3:00	0:10	42	53	42	41	-3	3.2	175	15	0.0	0.0	0.0
Friday, August 02, 2013	3:10	0:10	50	72	45	41	-6	2.8	175	15	0.0	0.0	0.0
Friday, August 02, 2013	3:20	0:10	52	70	48	41	-5	2.1	181	15	0.0	0.0	0.0
Friday, August 02, 2013	3:30	0:10	47	67	44	41	-5	2.9	185	15	0.0	0.0	0.0
Friday, August 02, 2013	3:40	0:10	42	48	42	41	5	3.4	189	15	0.0	0.0	0.0
Friday, August 02, 2013	3:50	0:10	55	74	57	41	0	3.0	197	15	0.0	0.0	0.0
Friday, August 02, 2013	4:00	0:10	55	76	50	41	-3	2.9	213	15	0.0	0.0	0.0
Friday, August 02, 2013	4:10	0:10	51	71	52	42	-4	2.7	238	15	0.0	0.0	0.0
Friday, August 02, 2013	4:20	0:10	52	71	50	42	12	3.4	268	15	0.0	0.0	0.0
Friday, August 02, 2013	4:30	0:10	56	77	56	42	45	4.0	278	15	0.0	0.0	0.0
Friday, August 02, 2013	4:40	0:10	53	70	54	42	32	3.7	271	15	0.0	0.0	0.0
Friday, August 02, 2013	4:50	0:10	59	78	61	42	4	3.0	282	15	0.0	0.0	0.0
Friday, August 02, 2013	5:00	0:10	59	78	61	41	-5	3.1	262	15	0.0	0.0	0.0
Friday, August 02, 2013	5:10	0:10	57	76	59	40	-6	2.4	261	15	0.0	0.0	0.0
Friday, August 02, 2013	5:20	0:10	60	78	63	41	-4	1.3	272	15	0.0	0.0	0.0
Friday, August 02, 2013	5:30	0:10	61	81	64	41	-3	2.9	264	15	0.0	0.0	0.0
Friday, August 02, 2013	5:40	0:10	61	79	64	39	-3	2.8	265	15	0.0	0.0	0.0
Friday, August 02, 2013	5:50	0:10	59	76	64	42	10	3.4	266	15	0.0	0.0	0.0
Friday, August 02, 2013	6:00	0:10	60	77	64	44	18	3.5	278	15	0.0	0.0	0.0
Friday, August 02, 2013	6:10	0:10	63	78	67	45	-5	2.5	307	15	0.0	0.0	0.0
Friday, August 02, 2013	6:20	0:10	64	79	68	42	-4	2.2	326	15	0.0	0.0	0.0
Friday, August 02, 2013	6:30	0:10	61	76	65	42	-4	1.9	320	15	0.0	0.0	0.0
Friday, August 02, 2013	6:40	0:10	62	75	66	42	18	3.6	276	15	0.0	0.0	0.0
Friday, August 02, 2013	6:50	0:10	65	79	69	44	40	4.1	284	15	0.0	0.0	0.0
Friday, August 02, 2013	7:00	0:10	62	81	65	48	55	4.4	295	15	0.0	0.0	0.0
Friday, August 02, 2013	7:10	0:10	64	82	66	47	44	4.1	278	15	0.0	0.0	0.0
Friday, August 02, 2013	7:20	0:10	65	85	67	49	67	4.3	282	15	0.0	0.0	0.0
Friday, August 02, 2013	7:30	0:10	67	81	70	45	114	4.6	288	15	0.0	0.0	0.0
Friday, August 02, 2013	7:40	0:10	64	78	68	43	64	4.2	291	15	0.0	0.0	0.0
Friday, August 02, 2013	7:50	0:10	65	79	68	57	66	4.3	292	15	0.0	0.0	0.0
Friday, August 02, 2013	8:00	0:10	63	77	67	57	60	4.0	293	16	0.0	0.0	0.0
Friday, August 02, 2013	8:10	0:10	62	77	65	57	42	3.9	292	16	0.0	0.0	0.0
Friday, August 02, 2013	8:20	0:10	63	78	66	53	121	4.6	292	16	0.0	0.0	0.0
Friday, August 02, 2013	8:30	0:10	64	77	67	46	89	4.4	290	16	0.0	0.0	0.0
Friday, August 02, 2013	8:40	0:10	61	76	65	40	29	3.5	292	16	0.0	0.0	0.0
Friday, August 02, 2013	8:50	0:10	62	77	65	41	-4	2.6	300	17	0.0	0.2	0.0
Friday, August 02, 2013	9:00	0:10	64	80	68	40	19	3.4	305	17	0.0	0.0	0.0
Friday, August 02, 2013	9:10	0:10	62	79	66	43	8	3.0	298	17	0.0	0.2	0.0
Friday, August 02, 2013	9:20	0:10	62	78	65	47	4	3.0	304	17	0.0	0.0	0.0
Friday, August 02, 2013	9:30	0:10	59	70	64	48	162	4.7	292	17	0.0	0.0	0.0
Friday, August 02, 2013	9:40	0:10	59	72	64	46	105	4.3	295	18	0.0	0.0	0.0
Friday, August 02, 2013	9:50	0:10	60	75	64	47	126	4.4	307	18	0.0	0.0	0.0
Friday, August 02, 2013	10:00	0:10	61	72	65	46	154	3.9	288	18	0.0	1.5	0.0
Friday, August 02, 2013	10:10	0:10	62	75	65	48	154	3.9	297	18	0.0	1.1	0.0
Friday, August 02, 2013	10:20	0:10	61	75	65	48	154	3.9	301	19	0.0	0.9	0.0
Friday, August 02, 2013	10:30	0:10	62	81	65	48	154	3.9	290	19	0.0	1.7	0.0
Friday, August 02, 2013	10:40	0:10	62	77	65	50	154	3.9	294	19	0.2	2.0	0.0
Friday, August 02, 2013	10:50	0:10	59	73	63	49	154	3.9	274	19	0.2	2.4	0.0
Friday, August 02, 2013	11:00	0:10	62	74	66	49	154	3.9	297	19	0.2	2.0	0.0
Friday, August 02, 2013	11:10	0:10	61	77	64	49	154	3.9	285	19	0.2	2.8	0.0
Friday, August 02, 2013	11:20	0:10	62	76	63	50	154	3.9	283	20	0.7	4.8	0.0
Friday, August 02, 2013	11:30	0:10	58	67	62	49	154	3.9	291	20	0.7	3.5	0.0
Friday, August 02, 2013	11:40	0:10	61	78	63	50	182	5.7	294	21	0.2	3.7	0.0
Friday, August 02, 2013	11:50	0:10	59	76	62	50	116	4.9	282	21	0.0	2.6	0.0
Friday, August 02, 2013	12:00	0:10	60	75	63	50	397	6.6	269	21	0.4	3.2	0.0
Friday, August 02, 2013	12:10	0:10	60	74	63	50	715	7.7	257	21	0.2	1.7	0.0
Friday, August 02, 2013	12:20	0:10	59	74	63	49	477	7.2	275	22	0.6	2.8	0.0
Friday, August 02, 2013	12:30	0:10	59	72	63	51	799	8.3	261	22	0.4	3.2	0.0
Friday, August 02, 2013	12:40	0:10	58	72	62	49	817	8.2	240	21	0.2	2.0	0.0
Friday, August 02, 2013	12:50	0:10	60	73	63	50	649	7.8	254	22	0.2	2.4	0.0
Friday, August 02, 2013	13:00	0:10	60	75	64	49	402	6.6	275	21	0.4	3.3	0.0
Friday, August 02, 2013	13:10	0:10	60	75	64	49	694	7.8	283	20	0.4	3.0	0.0
Friday, August 02, 2013	13:20	0:10	60	73	64	52	883	8.7	271	20	0.9	5.2	0.0
Friday, August 02, 2013	13:30	0:10	60	76	63	52	583	9.0	250	22	0.6	4.4	0.0
Friday, August 02, 2013	13:40	0:10	60	72	64	51	1137	9.4	248	22	1.3	4.6	0.0
Friday, August 02, 2013	13:50	0:10	58	69	63	50	891	11.0	268	21	1.7	4.8	0.0
Friday, August 02, 2013	14:00	0:10	62	77	64	53	-4	11.9	257	22	1.7	5.9	0.0
Friday, August 02, 2013	14:10	0:10	60	77	63	52	-4	10.2	271	22	1.3	5.0	0.0
Friday, August 02, 2013	14:20	0:10	59	71	62	52	-4	10.9	273	22	2.0	6.9	0.0
Friday, August 02, 2013	14:30	0:10	60	78	63	53	-4	10.2	279	22	1.7	4.4	0.0
Friday, August 02, 2013	14:40	0:10	62	78	65	53	-4	10.2	277	21	1.7	5.7	0.0
Friday, August 02, 2013	14:50	0:10	62	78	65	54	-2	10.0	263	22	1.1	6.1	0.0
Friday, August 02, 2013	15:00	0:10	61	78	64	53	1248	11.0	261	22	0.7	3.0	0.0
Friday, August 02, 2013	15:10	0:10	61	72	65	55	1240	9.8	283	22	0.6	2.6	0.0
Friday, August 02, 2013	15:20	0:10	63	74	66	55	1095	9.5	286	22	1.9	5.4	0.0
Friday, August 02, 2013	15:30	0:10	64	77	67	55	1424	10.0	295	22	1.1	4.8	0.0
Friday, August 02, 2013	15:40	0:10	63	78	66	56	1269	10.1	291	22	1.1	3.9	0.0
Friday, August 02, 2013	15:50	0:10	62	76	65	52	1756	11.6	281	20	0.9	3.5	0.0
Friday, August 02, 2013	16:00	0:10	63	76	66	52	1314	10.0	285	20	0.7	4.4	0.0
Friday, August 02, 2013	16:10	0:10	64	89	65	54	1402	10.4	270	21	1.5	4.4	0.0
Friday, August 02, 2013	16:20	0:10	61	71	64	53	1757	11.5	280	22	0.7	3.3	0.0
Friday, August 02, 2013	16:30	0:10	62	74	65	54	1715	11.4	286	21	0.4	3.3	0.0
Friday, August 02, 2013	16:40	0:10	62	71	65	54	1577	10.6	280	20	0.6	3.5	0.0
Friday, August 02, 2013	16:50	0:10	63	77	66	54	1382	10.3	275	21	0.6	2.8	0.0

Table A-5: Location 3 Summer Compliance Evaluation

Date	Time	Duration	Leq	Lmax	L(10)	L(90)	WT E2	WT E2	Onsite Met	Onsite Met	Loc. 6	Loc. 6	Loc. 6
	Start Time	(min)	(dBA)	(dBA)	(dBA)	(dBA)	Output (kW)	HH WS (m/s)	WD @ 75m (degrees)	Temp. (°C)	Avg. WS @ 2m (m/s)	Gust WS @ 2m (m/s)	Precip. (mm)
Friday, August 02, 2013	17:00	0:10	63	77	66	53	1369	10.4	275	21	0.4	2.4	0.0
Friday, August 02, 2013	17:10	0:10	62	75	65	52	1583	10.6	282	19	0.4	2.8	0.0
Friday, August 02, 2013	17:20	0:10	64	81	65	55	1560	10.5	278	20	0.4	2.8	0.0
Friday, August 02, 2013	17:30	0:10	61	76	64	52	1124	9.3	280	20	0.4	3.0	0.0
Friday, August 02, 2013	17:40	0:10	62	76	66	53	1160	9.4	270	21	1.1	3.2	0.0
Friday, August 02, 2013	17:50	0:10	62	80	65	53	889	8.3	271	20	0.7	3.0	0.0
Friday, August 02, 2013	18:00	0:10	62	79	66	50	1117	9.5	266	19	0.7	3.2	0.0
Friday, August 02, 2013	18:10	0:10	62	73	66	52	1029	9.1	268	19	0.7	3.7	0.0
Friday, August 02, 2013	18:20	0:10	62	74	65	53	910	8.8	269	19	0.0	1.3	0.0
Friday, August 02, 2013	18:30	0:10	61	77	65	51	910	8.8	276	19	0.4	2.8	0.0
Friday, August 02, 2013	18:40	0:10	63	81	66	50	774	8.1	274	19	0.7	2.6	0.0
Friday, August 02, 2013	18:50	0:10	60	73	64	50	784	8.2	276	19	0.7	3.7	0.0
Friday, August 02, 2013	19:00	0:10	60	71	64	50	1293	9.8	278	19	0.4	2.8	0.0
Friday, August 02, 2013	19:10	0:10	61	77	65	51	892	8.5	274	18	0.7	3.0	0.0
Friday, August 02, 2013	19:20	0:10	62	80	65	51	1071	9.1	269	18	0.2	3.2	0.0
Friday, August 02, 2013	19:30	0:10	61	74	64	50	951	8.9	267	18	0.0	0.2	0.0
Friday, August 02, 2013	19:40	0:10	59	72	63	49	923	8.7	262	18	0.0	0.0	0.0
Friday, August 02, 2013	19:50	0:10	62	84	64	50	902	8.8	258	17	0.0	0.0	0.0
Friday, August 02, 2013	20:00	0:10	60	71	64	50	440	6.9	246	17	0.0	0.0	0.0
Friday, August 02, 2013	20:10	0:10	59	69	63	50	469	7.0	244	18	0.0	0.9	0.0
Friday, August 02, 2013	20:20	0:10	61	74	64	51	561	7.4	253	18	0.0	0.0	0.0
Friday, August 02, 2013	20:30	0:10	60	77	63	50	700	8.0	256	18	0.0	1.3	0.0
Friday, August 02, 2013	20:40	0:10	59	74	63	50	1263	9.7	246	18	0.0	1.7	0.0
Friday, August 02, 2013	20:50	0:10	59	73	63	50	1020	8.9	243	17	0.0	0.0	0.0
Friday, August 02, 2013	21:00	0:10	59	71	64	50	1288	9.6	251	17	0.0	0.0	0.0
Friday, August 02, 2013	21:10	0:10	58	69	63	50	1216	9.5	248	17	0.0	0.0	0.0
Friday, August 02, 2013	21:20	0:10	58	70	63	49	1168	9.4	242	17	0.0	0.9	0.0
Friday, August 02, 2013	21:30	0:10	60	77	64	48	1247	9.5	243	17	0.0	0.0	0.0
Friday, August 02, 2013	21:40	0:10	57	69	63	48	1430	9.8	241	17	0.0	0.0	0.0
Friday, August 02, 2013	21:50	0:10	59	74	63	48	1251	9.5	239	17	0.0	0.0	0.0
Friday, August 02, 2013	22:00	0:10	59	73	63	48	1173	9.1	241	17	0.0	0.2	0.0
Friday, August 02, 2013	22:10	0:10	60	80	63	48	928	8.6	241	17	0.0	0.0	0.0
Friday, August 02, 2013	22:20	0:10	58	69	63	48	879	8.6	235	17	0.0	0.0	0.0
Friday, August 02, 2013	22:30	0:10	58	70	62	48	854	8.5	234	17	0.0	0.0	0.0
Friday, August 02, 2013	22:40	0:10	57	70	61	48	901	8.5	239	16	0.0	0.0	0.0
Friday, August 02, 2013	22:50	0:10	55	69	59	47	1087	9.1	239	16	0.0	0.0	0.0
Friday, August 02, 2013	23:00	0:10	54	70	57	47	1235	9.6	239	16	0.0	0.0	0.0
Friday, August 02, 2013	23:10	0:10	53	66	56	47	1375	10.0	235	16	0.0	0.0	0.0
Friday, August 02, 2013	23:20	0:10	57	76	61	47	1424	10.0	240	16	0.0	0.0	0.0
Friday, August 02, 2013	23:30	0:10	54	68	59	47	1203	9.4	239	16	0.0	2.6	0.0
Friday, August 02, 2013	23:40	0:10	55	73	60	47	1542	10.3	241	16	0.0	0.0	0.0
Friday, August 02, 2013	23:50	0:10	53	66	53	47	1360	9.6	243	16	0.0	0.0	0.0
Saturday, August 03, 2013	0:00	0:10	53	67	54	47	1229	9.4	244	16	0.0	0.6	0.0
Saturday, August 03, 2013	0:10	0:10	48	63	48	46	1198	9.3	247	16	0.0	0.6	0.0
Saturday, August 03, 2013	0:20	0:10	54	67	58	47	1220	9.2	246	16	0.0	2.0	0.0
Saturday, August 03, 2013	0:30	0:10	54	70	58	46	1409	9.7	243	16	0.0	0.0	0.0
Saturday, August 03, 2013	0:40	0:10	52	68	54	46	1296	9.5	246	16	0.0	1.7	0.0
Saturday, August 03, 2013	0:50	0:10	53	69	56	46	1348	9.7	245	16	0.0	0.4	0.0
Saturday, August 03, 2013	1:00	0:10	54	69	57	46	1246	9.4	244	16	0.0	0.0	0.0
Saturday, August 03, 2013	1:10	0:10	56	77	55	46	1287	9.8	244	16	0.2	3.3	0.0
Saturday, August 03, 2013	1:20	0:10	51	68	50	46	1065	8.9	245	15	0.0	2.0	0.0
Saturday, August 03, 2013	1:30	0:10	50	65	51	46	858	8.3	244	15	0.0	1.1	0.0
Saturday, August 03, 2013	1:40	0:10	50	65	52	46	778	8.2	244	15	0.0	1.7	0.0
Saturday, August 03, 2013	1:50	0:10	49	63	48	46	776	8.8	245	15	0.6	3.0	0.0
Saturday, August 03, 2013	2:00	0:10	50	69	47	46	-4	7.8	239	15	0.4	3.0	0.0
Saturday, August 03, 2013	2:10	0:10	51	71	47	46	-4	7.2	238	15	0.2	3.0	0.0
Saturday, August 03, 2013	2:20	0:10	46	48	47	46	-4	7.0	239	15	0.2	2.4	0.0
Saturday, August 03, 2013	2:30	0:10	47	61	47	46	-4	6.3	247	14	0.0	1.3	0.0
Saturday, August 03, 2013	2:40	0:10	48	66	47	46	-4	7.3	250	15	0.2	2.4	0.0
Saturday, August 03, 2013	2:50	0:10	47	59	47	46	-3	8.0	250	15	0.0	1.5	0.0
Saturday, August 03, 2013	3:00	0:10	47	57	48	46	663	8.2	248	14	0.0	2.0	0.0
Saturday, August 03, 2013	3:10	0:10	48	61	47	46	1211	9.2	248	14	0.0	2.0	0.0
Saturday, August 03, 2013	3:20	0:10	50	69	47	46	849	8.1	248	14	0.0	2.0	0.0
Saturday, August 03, 2013	3:30	0:10	47	59	47	46	498	6.8	245	14	0.0	1.7	0.0
Saturday, August 03, 2013	3:40	0:10	47	63	47	46	559	7.2	250	14	0.0	0.4	0.0
Saturday, August 03, 2013	3:50	0:10	48	67	47	46	526	6.9	255	14	0.0	1.1	0.0
Saturday, August 03, 2013	4:00	0:10	50	70	47	46	268	5.7	263	14	0.0	0.0	0.0
Saturday, August 03, 2013	4:10	0:10	47	61	47	46	80	4.3	261	14	0.0	0.2	0.0
Saturday, August 03, 2013	4:20	0:10	50	68	49	46	66	4.3	260	14	0.0	0.0	0.0
Saturday, August 03, 2013	4:30	0:10	52	70	52	46	300	6.2	253	14	0.0	0.6	0.0
Saturday, August 03, 2013	4:40	0:10	54	73	53	46	512	7.2	249	14	0.0	0.4	0.0
Saturday, August 03, 2013	4:50	0:10	51	67	48	46	594	7.4	253	14	0.0	1.1	0.0
Saturday, August 03, 2013	5:00	0:10	47	60	47	46	523	6.8	257	14	0.0	1.1	0.0
Saturday, August 03, 2013	5:10	0:10	54	73	57	46	234	5.3	264	14	0.0	0.0	0.0
Saturday, August 03, 2013	5:20	0:10	52	68	54	46	349	6.4	268	14	0.0	0.0	0.0
Saturday, August 03, 2013	5:30	0:10	55	73	57	46	988	8.9	263	14	0.0	0.0	0.0
Saturday, August 03, 2013	5:40	0:10	55	70	59	46	1314	9.8	259	15	0.0	0.0	0.0
Saturday, August 03, 2013	5:50	0:10	56	78	59	46	1415	10.0	251	15	0.0	2.0	0.0
Saturday, August 03, 2013	6:00	0:10	53	67	55	46	1103	9.1	253	15	0.0	1.7	0.0
Saturday, August 03, 2013	6:10	0:10	59	78	61	47	1106	9.3	264	14	0.2	2.6	0.3
Saturday, August 03, 2013	6:20	0:10	56	69	61	49	943	8.6	262	13	0.2	2.2	0.3
Saturday, August 03, 2013	6:30	0:10	57	75	61	49	678	7.6	267	13	0.0	1.7	0.3
Saturday, August 03, 2013	6:40	0:10	63	79	66	50	726	8.0	270	13	0.0	1.7	0.5
Saturday, August 03, 2013	6:50	0:10	62	78	65	54	973	8.6	268	13	0.0	1.3	0.5
Saturday, August 03, 2013	7:00	0:10	59	72	63	53	740	7.9	267	13	0.0	0.9	0.5
Saturday, August 03, 2013	7:10	0:10	61	77	64	52	361	6.1	262	13	0.0	1.7	0.3
Saturday, August 03, 2013	7:20	0:10	59	73	64	46	95	4.4	254	13	0.0	0.0	0.0
Saturday, August 03, 2013	7:30	0:10	61	74	66	45	168	5.2	258	13	0.0	0.0	0.0
Saturday, August 03, 2013	7:40	0:10	62	72	66	48	63	4.1	255	13	0.0	0.0	0.0
Saturday, August 03, 2013	7:50	0:10	62	78	66	45	1	3.4	251	13	0.0	0.0	0.0
Saturday, August 03, 2013	8:00	0:10	62	77	66	47	-3	2.9	262	13	0.0	0.0	0.0

Table A-5: Location 3 Summer Compliance Evaluation

Date	Time	Duration	Leq	Lmax	L(10)	L(90)	WT E2	WT E2	Onsite Met	Onsite Met	Loc. 6	Loc. 6	Loc. 6
	Start Time	(min)	(dBA)	(dBA)	(dBA)	(dBA)	Output (kW)	HH WS (m/s)	WD @ 75m (degrees)	Temp. (°C)	Avg. WS @ 2m (m/s)	Gust WS @ 2m (m/s)	Precip. (mm)
Saturday, August 03, 2013	8:10	0:10	61	75	65	49	-7	3.3	239	13	0.0	0.0	0.0
Saturday, August 03, 2013	8:20	0:10	62	74	66	49	-9	2.8	218	13	0.0	0.0	0.0
Saturday, August 03, 2013	8:30	0:10	62	77	66	48	1	3.4	241	13	0.0	0.0	0.0
Saturday, August 03, 2013	8:40	0:10	63	83	66	50	-11	2.6	230	14	0.0	0.0	0.0
Saturday, August 03, 2013	8:50	0:10	63	79	66	50	-8	2.6	230	14	0.0	0.0	0.0
Saturday, August 03, 2013	9:00	0:10	62	77	66	50	54	4.1	232	14	0.0	0.0	0.0
Saturday, August 03, 2013	9:10	0:10	61	75	64	50	192	5.4	245	14	0.0	0.9	0.0
Saturday, August 03, 2013	9:20	0:10	62	75	65	48	374	6.5	262	14	0.2	2.0	0.0
Saturday, August 03, 2013	9:30	0:10	62	72	66	49	480	7.1	276	15	0.2	2.6	0.0
Saturday, August 03, 2013	9:40	0:10	63	76	67	49	574	7.3	267	15	0.2	2.2	0.0
Saturday, August 03, 2013	9:50	0:10	62	72	66	51	412	6.4	268	15	0.2	2.2	0.0
Saturday, August 03, 2013	10:00	0:10	62	74	66	53	204	5.2	271	15	0.4	3.9	0.0
Saturday, August 03, 2013	10:10	0:10	64	79	67	53	175	5.1	267	15	0.4	3.3	0.0
Saturday, August 03, 2013	10:20	0:10	63	81	67	53	644	7.6	265	16	0.2	3.3	0.0
Saturday, August 03, 2013	10:30	0:10	62	73	66	51	768	7.9	267	16	0.4	3.0	0.0
Saturday, August 03, 2013	10:40	0:10	66	86	67	53	667	7.7	261	16	0.7	3.2	0.0
Saturday, August 03, 2013	10:50	0:10	62	74	65	51	1074	9.0	268	16	0.6	3.3	0.0
Saturday, August 03, 2013	11:00	0:10	62	77	65	53	888	8.2	271	17	0.4	2.6	0.0
Saturday, August 03, 2013	11:10	0:10	62	74	66	53	630	7.3	271	17	0.2	3.2	0.0
Saturday, August 03, 2013	11:20	0:10	63	75	67	54	430	6.7	285	17	0.6	3.7	0.0
Saturday, August 03, 2013	11:30	0:10	62	74	65	52	516	7.1	270	17	0.4	3.7	0.0
Saturday, August 03, 2013	11:40	0:10	63	79	66	53	951	9.0	267	18	0.9	4.4	0.0
Saturday, August 03, 2013	11:50	0:10	64	80	67	53	843	8.0	265	18	0.2	3.2	0.0
Saturday, August 03, 2013	12:00	0:10	63	76	67	54	718	7.8	266	19	0.2	2.8	0.0
Saturday, August 03, 2013	12:10	0:10	63	79	66	53	1034	9.0	265	19	0.2	3.0	0.0
Saturday, August 03, 2013	12:20	0:10	63	76	66	55	1122	9.3	268	18	0.4	4.1	0.0
Saturday, August 03, 2013	12:30	0:10	62	76	65	54	1795	11.6	274	19	0.4	3.5	0.0
Saturday, August 03, 2013	12:40	0:10	61	73	64	55	1628	10.8	273	19	0.7	3.9	0.0
Saturday, August 03, 2013	12:50	0:10	62	84	65	55	1019	9.0	272	19	0.7	4.1	0.0
Saturday, August 03, 2013	13:00	0:10	62	76	65	55	1833	11.8	276	19	0.6	3.9	0.0
Saturday, August 03, 2013	13:10	0:10	61	73	65	53	1645	11.3	274	20	0.7	5.4	0.0
Saturday, August 03, 2013	13:20	0:10	63	76	65	56	1657	11.2	280	20	0.9	5.7	0.0
Saturday, August 03, 2013	13:30	0:10	61	72	64	55	1695	11.2	272	19	1.1	3.9	0.0
Saturday, August 03, 2013	13:40	0:10	62	72	65	53	1645	11.3	264	20	1.9	5.0	0.0
Saturday, August 03, 2013	13:50	0:10	61	72	65	53	939	10.6	265	20	1.5	4.6	0.0
Saturday, August 03, 2013	14:00	0:10	61	72	65	54	-4	11.1	254	21	1.9	5.6	0.0
Saturday, August 03, 2013	14:10	0:10	60	71	64	52	-4	9.5	268	21	1.9	5.6	0.0
Saturday, August 03, 2013	14:20	0:10	61	82	64	51	-4	9.7	259	21	2.4	6.9	0.0
Saturday, August 03, 2013	14:30	0:10	61	73	64	53	-4	12.1	272	19	1.9	5.0	0.0
Saturday, August 03, 2013	14:40	0:10	60	72	64	52	-4	10.0	274	19	2.0	4.8	0.0
Saturday, August 03, 2013	14:50	0:10	61	71	64	52	-2	9.4	265	21	2.4	6.5	0.0
Saturday, August 03, 2013	15:00	0:10	62	80	65	52	674	8.5	273	21	2.0	5.7	0.0
Saturday, August 03, 2013	15:10	0:10	61	79	64	52	812	8.4	273	20	1.7	3.9	0.0
Saturday, August 03, 2013	15:20	0:10	61	74	64	54	1696	12.3	270	19	2.0	5.7	0.0
Saturday, August 03, 2013	15:30	0:10	62	78	66	55	1677	11.8	266	20	1.7	5.4	0.0
Saturday, August 03, 2013	15:40	0:10	61	72	65	54	1850	12.3	274	21	2.0	8.2	0.0
Saturday, August 03, 2013	15:50	0:10	61	72	64	53	1760	11.8	291	20	1.7	3.9	0.0
Saturday, August 03, 2013	16:00	0:10	61	74	64	54	1388	10.5	277	20	1.5	6.3	0.0
Saturday, August 03, 2013	16:10	0:10	61	70	64	54	1508	10.8	277	20	1.5	4.1	0.0
Saturday, August 03, 2013	16:20	0:10	60	73	64	50	1747	11.9	272	21	1.1	3.9	0.0
Saturday, August 03, 2013	16:30	0:10	60	69	63	52	1635	11.4	286	20	2.2	5.4	0.0
Saturday, August 03, 2013	16:40	0:10	61	75	64	52	1433	10.9	277	21	2.2	7.6	0.0
Saturday, August 03, 2013	16:50	0:10	60	74	64	51	1826	12.5	290	20	1.9	5.2	0.0
Saturday, August 03, 2013	17:00	0:10	60	76	64	48	1267	9.5	290	20	1.7	4.6	0.0
Saturday, August 03, 2013	17:10	0:10	61	75	64	51	672	8.2	287	19	2.0	5.7	0.0
Saturday, August 03, 2013	17:20	0:10	65	87	68	52	1527	11.1	284	20	2.4	5.6	0.0
Saturday, August 03, 2013	17:30	0:10	60	77	64	49	1309	10.0	279	20	2.0	4.6	0.0
Saturday, August 03, 2013	17:40	0:10	61	79	64	51	1339	10.1	270	20	1.9	6.3	0.0
Saturday, August 03, 2013	17:50	0:10	60	70	64	51	1435	10.4	274	20	2.2	7.6	0.0
Saturday, August 03, 2013	18:00	0:10	61	79	63	51	1808	12.3	277	19	1.9	3.7	0.0
Saturday, August 03, 2013	18:10	0:10	61	76	64	50	1337	10.3	290	18	1.3	4.3	0.0
Saturday, August 03, 2013	18:20	0:10	61	75	65	51	1601	10.9	284	18	1.3	3.2	0.0
Saturday, August 03, 2013	18:30	0:10	59	70	64	49	1228	9.8	282	18	1.1	3.7	0.0
Saturday, August 03, 2013	18:40	0:10	61	75	64	52	850	8.6	290	18	1.3	4.3	0.0
Saturday, August 03, 2013	18:50	0:10	63	79	66	52	718	8.1	288	18	0.9	2.6	0.0
Saturday, August 03, 2013	19:00	0:10	60	76	64	51	1214	9.8	294	17	1.5	5.9	0.0
Saturday, August 03, 2013	19:10	0:10	59	74	64	49	944	8.7	298	17	1.3	3.0	0.0
Saturday, August 03, 2013	19:20	0:10	60	77	63	49	1017	9.1	291	16	0.7	2.8	0.0
Saturday, August 03, 2013	19:30	0:10	59	71	63	49	1178	9.3	290	16	0.0	0.0	0.0
Saturday, August 03, 2013	19:40	0:10	61	79	65	49	961	8.8	290	16	0.0	0.0	0.0
Saturday, August 03, 2013	19:50	0:10	61	72	65	51	948	8.7	287	16	0.2	2.0	0.0
Saturday, August 03, 2013	20:00	0:10	59	68	63	50	963	8.7	283	16	0.0	1.1	0.0
Saturday, August 03, 2013	20:10	0:10	58	68	62	49	712	7.8	285	16	0.4	3.0	0.0
Saturday, August 03, 2013	20:20	0:10	59	73	62	50	947	8.4	287	15	0.6	2.4	0.0
Saturday, August 03, 2013	20:30	0:10	57	70	62	49	682	7.9	286	15	0.4	2.8	0.0
Saturday, August 03, 2013	20:40	0:10	56	70	61	46	903	8.8	287	15	0.6	3.0	0.0
Saturday, August 03, 2013	20:50	0:10	56	69	62	44	773	8.4	297	15	0.4	2.2	0.0
Saturday, August 03, 2013	21:00	0:10	57	66	62	46	666	7.9	297	15	0.0	0.0	0.0
Saturday, August 03, 2013	21:10	0:10	59	78	62	46	719	8.3	303	15	0.0	0.0	0.0
Saturday, August 03, 2013	21:20	0:10	57	71	62	46	512	7.3	301	15	0.0	0.0	0.0
Saturday, August 03, 2013	21:30	0:10	58	74	63	44	499	7.2	305	14	0.0	0.0	0.0
Saturday, August 03, 2013	21:40	0:10	59	76	63	45	651	7.7	304	14	0.0	0.0	0.0
Saturday, August 03, 2013	21:50	0:10	58	74	63	45	562	7.4	305	14	0.0	0.0	0.0
Saturday, August 03, 2013	22:00	0:10	57	73	61	43	705	8.0	308	14	0.0	0.0	0.0
Saturday, August 03, 2013	22:10	0:10	58	75	63	41	927	8.6	301	14	0.0	0.0	0.0
Saturday, August 03, 2013	22:20	0:10	57	71	62	42	715	8.0	292	14	0.0	0.0	0.0
Saturday, August 03, 2013	22:30	0:10	56	71	61	41	562	7.3	290	14	0.0	0.0	0.0
Saturday, August 03, 2013	22:40	0:10	59	76	63	41	496	7.2	288	14	0.0	0.0	0.0
Saturday, August 03, 2013	22:50	0:10	55	69	59	42	518	7.3	291	14	0.0	0.0	0.0
Saturday, August 03, 2013	23:00	0:10	55	70	61	42	565	7.4	293	14	0.0	2.4	0.0
Saturday, August 03, 2013	23:10	0:10	57	75	60	41	366	6.4	290	14	0.0	1.7	0.0

Table A-5: Location 3 Summer Compliance Evaluation

Date	Time	Duration	Leq	Lmax	L(10)	L(90)	WT E2	WT E2	Onsite Met	Onsite Met	Loc. 6	Loc. 6	Loc. 6
	Start Time	(min)	(dBA)	(dBA)	(dBA)	(dBA)	Output (kW)	HH WS (m/s)	WD @ 75m (degrees)	Temp. (°C)	Avg. WS @ 2m (m/s)	Gust WS @ 2m (m/s)	Precip. (mm)
Saturday, August 03, 2013	23:20	0:10	54	71	58	41	437	6.8	286	14	0.0	0.0	0.0
Saturday, August 03, 2013	23:30	0:10	58	78	60	41	857	8.6	288	14	0.0	0.0	0.0
Saturday, August 03, 2013	23:40	0:10	51	66	54	41	896	8.6	288	14	0.0	0.0	0.0
Saturday, August 03, 2013	23:50	0:10	53	72	58	40	1044	9.2	289	14	0.0	0.9	0.0
Sunday, August 04, 2013	0:00	0:10	56	76	59	41	1228	9.8	295	14	0.2	1.5	0.0
Sunday, August 04, 2013	0:10	0:10	51	66	54	40	993	8.9	292	14	0.0	0.2	0.0
Sunday, August 04, 2013	0:20	0:10	52	68	56	40	1078	9.0	289	14	0.0	1.1	0.0
Sunday, August 04, 2013	0:30	0:10	48	67	46	39	898	8.4	297	14	0.0	0.2	0.0
Sunday, August 04, 2013	0:40	0:10	50	67	50	40	766	8.2	298	14	0.0	0.0	0.0
Sunday, August 04, 2013	0:50	0:10	51	68	55	40	774	8.2	297	14	0.0	0.0	0.0
Sunday, August 04, 2013	1:00	0:10	48	66	48	40	706	7.8	293	14	0.0	0.0	0.0
Sunday, August 04, 2013	1:10	0:10	50	66	53	39	715	8.0	293	14	0.0	0.0	0.0
Sunday, August 04, 2013	1:20	0:10	47	64	43	39	878	8.4	289	14	0.0	0.0	0.0
Sunday, August 04, 2013	1:30	0:10	47	65	44	38	1006	8.8	290	14	0.0	0.0	0.0
Sunday, August 04, 2013	1:40	0:10	50	69	51	38	1225	9.7	293	14	0.0	0.0	0.0
Sunday, August 04, 2013	1:50	0:10	42	62	40	38	1307	9.7	290	13	0.0	0.0	0.0
Sunday, August 04, 2013	2:00	0:10	55	77	47	38	739	9.7	293	13	0.0	1.1	0.0
Sunday, August 04, 2013	2:10	0:10	45	63	40	37	-4	10.8	299	13	0.0	1.1	0.0
Sunday, August 04, 2013	2:20	0:10	46	66	40	38	-4	10.7	299	13	0.0	0.0	0.0
Sunday, August 04, 2013	2:30	0:10	46	65	43	37	-4	9.8	300	13	0.0	0.0	0.0
Sunday, August 04, 2013	2:40	0:10	48	68	41	38	-4	9.7	302	13	0.0	0.0	0.0
Sunday, August 04, 2013	2:50	0:10	50	71	43	38	-4	10.1	304	13	0.0	0.0	0.0
Sunday, August 04, 2013	3:00	0:10	43	64	40	38	592	9.1	305	13	0.0	0.0	0.0
Sunday, August 04, 2013	3:10	0:10	46	65	43	38	1179	9.5	305	13	0.0	0.0	0.0
Sunday, August 04, 2013	3:20	0:10	45	63	41	38	994	8.8	305	13	0.0	0.0	0.0
Sunday, August 04, 2013	3:30	0:10	38	43	39	38	1161	9.4	306	12	0.0	0.0	0.0
Sunday, August 04, 2013	3:40	0:10	49	70	46	38	1099	9.2	303	12	0.0	0.0	0.0
Sunday, August 04, 2013	3:50	0:10	43	64	39	37	1117	9.2	297	12	0.0	0.0	0.0
Sunday, August 04, 2013	4:00	0:10	44	66	39	36	1230	9.4	295	12	0.0	0.0	0.0
Sunday, August 04, 2013	4:10	0:10	48	65	49	36	988	8.8	297	12	0.0	0.0	0.0
Sunday, August 04, 2013	4:20	0:10	53	71	52	37	1001	8.9	297	13	0.0	0.0	0.0
Sunday, August 04, 2013	4:30	0:10	48	68	43	36	1182	9.5	295	12	0.0	0.0	0.0
Sunday, August 04, 2013	4:40	0:10	47	69	39	36	1331	10.0	302	12	0.0	0.0	0.0
Sunday, August 04, 2013	4:50	0:10	49	71	41	36	1303	10.0	304	12	0.0	0.0	0.0
Sunday, August 04, 2013	5:00	0:10	49	68	44	36	1004	8.8	299	12	0.0	0.0	0.0
Sunday, August 04, 2013	5:10	0:10	50	67	53	36	639	7.6	299	12	0.0	0.0	0.0
Sunday, August 04, 2013	5:20	0:10	49	68	46	36	354	6.4	300	12	0.0	0.0	0.0
Sunday, August 04, 2013	5:30	0:10	49	67	49	36	442	6.8	301	12	0.0	0.0	0.0
Sunday, August 04, 2013	5:40	0:10	51	70	53	36	454	6.8	297	12	0.0	0.0	0.0
Sunday, August 04, 2013	5:50	0:10	55	72	60	38	310	6.1	291	12	0.0	0.0	0.0
Sunday, August 04, 2013	6:00	0:10	55	77	54	36	294	5.9	287	12	0.0	0.0	0.0
Sunday, August 04, 2013	6:10	0:10	51	69	53	37	328	6.2	287	12	0.0	0.0	0.0
Sunday, August 04, 2013	6:20	0:10	54	70	58	38	258	5.7	283	12	0.0	1.3	0.0
Sunday, August 04, 2013	6:30	0:10	55	68	60	39	233	5.7	279	12	0.2	2.2	0.0
Sunday, August 04, 2013	6:40	0:10	57	68	62	38	247	5.8	282	12	0.4	3.9	0.0
Sunday, August 04, 2013	6:50	0:10	57	68	62	40	141	4.7	290	13	0.2	2.0	0.0
Sunday, August 04, 2013	7:00	0:10	54	69	59	39	11	3.1	293	13	0.0	1.7	0.0
Sunday, August 04, 2013	7:10	0:10	56	71	61	39	65	3.9	297	13	0.2	3.3	0.0
Sunday, August 04, 2013	7:20	0:10	54	69	59	38	95	4.5	297	14	0.4	2.2	0.0
Sunday, August 04, 2013	7:30	0:10	56	71	61	39	62	4.0	294	14	0.6	3.2	0.0
Sunday, August 04, 2013	7:40	0:10	59	74	64	43	-11	2.8	295	14	0.2	2.8	0.0
Sunday, August 04, 2013	7:50	0:10	58	72	63	41	-11	1.9	297	14	0.6	3.2	0.0
Sunday, August 04, 2013	8:00	0:10	58	70	62	46	-9	1.5	299	15	0.4	2.6	0.0
Sunday, August 04, 2013	8:10	0:10	59	70	63	47	19	3.1	302	15	0.0	0.9	0.0
Sunday, August 04, 2013	8:20	0:10	60	74	64	48	96	4.4	306	15	0.2	3.0	0.0
Sunday, August 04, 2013	8:30	0:10	60	71	64	48	262	6.1	311	15	0.2	2.2	0.0
Sunday, August 04, 2013	8:40	0:10	67	89	66	48	296	6.2	313	15	0.2	3.0	0.0
Sunday, August 04, 2013	8:50	0:10	61	76	65	49	175	5.2	304	16	0.2	1.5	0.0
Sunday, August 04, 2013	9:00	0:10	58	68	63	48	113	4.7	308	16	0.6	3.3	0.0
Sunday, August 04, 2013	9:10	0:10	60	75	65	48	225	5.8	309	16	0.7	3.7	0.0
Sunday, August 04, 2013	9:20	0:10	62	75	65	50	443	7.0	313	15	0.2	2.8	0.0
Sunday, August 04, 2013	9:30	0:10	59	76	63	49	396	6.7	307	16	0.7	4.8	0.0
Sunday, August 04, 2013	9:40	0:10	60	77	64	49	609	7.6	310	16	1.7	4.8	0.0
Sunday, August 04, 2013	9:50	0:10	60	74	63	51	777	8.4	331	16	1.3	4.8	0.0
Sunday, August 04, 2013	10:00	0:10	61	73	65	50	823	8.4	315	17	0.9	4.4	0.0
Sunday, August 04, 2013	10:10	0:10	63	79	65	50	817	8.7	320	17	1.7	5.4	0.0
Sunday, August 04, 2013	10:20	0:10	62	75	65	51	1029	9.1	322	17	1.3	3.3	0.0
Sunday, August 04, 2013	10:30	0:10	62	80	64	48	552	7.6	306	17	0.9	3.9	0.0
Sunday, August 04, 2013	10:40	0:10	61	76	64	50	411	6.8	310	17	0.4	3.2	0.0
Sunday, August 04, 2013	10:50	0:10	61	74	65	50	579	7.5	302	18	0.7	4.3	0.0
Sunday, August 04, 2013	11:00	0:10	61	82	64	52	605	7.6	298	18	0.9	4.1	0.0
Sunday, August 04, 2013	11:10	0:10	61	76	64	50	393	6.8	286	18	0.7	3.5	0.0
Sunday, August 04, 2013	11:20	0:10	61	71	65	52	379	6.6	312	18	0.7	4.1	0.0
Sunday, August 04, 2013	11:30	0:10	62	74	65	53	179	5.4	286	16	0.2	2.6	0.0
Sunday, August 04, 2013	11:40	0:10	61	73	64	53	380	6.6	279	15	0.2	2.0	0.0
Sunday, August 04, 2013	11:50	0:10	60	79	63	51	297	6.3	287	16	0.9	4.1	0.0
Sunday, August 04, 2013	12:00	0:10	60	70	63	52	591	7.3	290	17	0.7	5.2	0.0
Sunday, August 04, 2013	12:10	0:10	65	89	65	55	1025	9.1	282	17	0.9	3.9	0.0
Sunday, August 04, 2013	12:20	0:10	61	74	64	54	1008	8.8	275	15	0.6	3.2	0.0
Sunday, August 04, 2013	12:30	0:10	61	75	64	53	489	7.1	282	15	1.1	3.9	0.0
Sunday, August 04, 2013	12:40	0:10	65	86	65	53	852	8.6	293	17	1.3	4.8	0.0
Sunday, August 04, 2013	12:50	0:10	63	77	65	55	1193	9.6	303	17	1.5	5.0	0.0
Sunday, August 04, 2013	13:00	0:10	63	77	66	53	903	8.8	306	17	0.6	3.0	0.0
Sunday, August 04, 2013	13:10	0:10	62	70	65	53	1020	9.0	309	18	1.5	4.6	0.0
Sunday, August 04, 2013	13:20	0:10	61	75	64	54	1771	12.0	318	16	0.7	4.8	0.0
Sunday, August 04, 2013	13:30	0:10	60	69	64	51	1556	10.6	304	15	0.9	3.3	0.0
Sunday, August 04, 2013	13:40	0:10	62	81	65	52	997	9.0	306	15	1.3	4.8	0.0
Sunday, August 04, 2013	13:50	0:10	62	74	65	52	760	9.0	301	17	0.7	5.4	0.0
Sunday, August 04, 2013	14:00	0:10	62	75	65	51	-4	7.8	305	17	1.5	5.7	0.0
Sunday, August 04, 2013	14:10	0:10	61	79	64	51	-4	8.3	302	18	1.1	3.5	0.0
Sunday, August 04, 2013	14:20	0:10	62	77	65	53	-4	8.1	298	17	0.9	3.3	0.0

Table A-5: Location 3 Summer Compliance Evaluation

Date	Time	Duration	Leq	Lmax	L(10)	L(90)	WT E2	WT E2	Onsite Met	Onsite Met	Loc. 6	Loc. 6	Loc. 6
	Start Time	(min)	(dBA)	(dBA)	(dBA)	(dBA)	Output (kW)	HH WS (m/s)	WD @ 75m (degrees)	Temp. (°C)	Avg. WS @ 2m (m/s)	Gust WS @ 2m (m/s)	Precip. (mm)
Sunday, August 04, 2013	14:30	0:10	61	74	64	51	-4	7.8	293	16	1.3	5.4	0.0
Sunday, August 04, 2013	14:40	0:10	62	75	66	53	-4	8.1	292	15	0.4	3.3	0.0
Sunday, August 04, 2013	14:50	0:10	61	72	64	52	-2	7.4	283	15	0.2	2.8	0.0
Sunday, August 04, 2013	15:00	0:10	61	74	65	50	0	6.3	278	15	0.2	3.3	0.0
Sunday, August 04, 2013	15:10	0:10	62	78	65	53	471	7.4	279	16	0.7	3.3	0.0
Sunday, August 04, 2013	15:20	0:10	61	76	65	52	746	7.8	288	17	1.7	5.0	0.0
Sunday, August 04, 2013	15:30	0:10	63	73	66	54	1567	11.7	290	17	1.9	5.0	0.0
Sunday, August 04, 2013	15:40	0:10	62	74	65	55	1919	12.1	296	16	1.9	5.4	0.0
Sunday, August 04, 2013	15:50	0:10	61	77	65	51	1243	9.5	289	16	1.7	4.3	0.0
Sunday, August 04, 2013	16:00	0:10	60	72	64	50	1007	8.8	310	17	1.3	4.4	0.0
Sunday, August 04, 2013	16:10	0:10	61	72	65	52	1001	8.6	318	17	1.1	4.4	0.0
Sunday, August 04, 2013	16:20	0:10	60	73	64	51	802	8.3	319	17	1.1	3.3	0.0
Sunday, August 04, 2013	16:30	0:10	61	73	64	50	671	7.8	321	17	0.6	5.0	0.0
Sunday, August 04, 2013	16:40	0:10	61	75	65	52	1340	10.1	306	17	0.6	3.5	0.0
Sunday, August 04, 2013	16:50	0:10	63	84	66	53	1513	10.7	310	17	1.1	5.0	0.3
Sunday, August 04, 2013	17:00	0:10	62	73	66	52	1426	10.2	305	16	0.6	3.3	0.0
Sunday, August 04, 2013	17:10	0:10	63	77	67	51	886	8.7	307	16	0.2	2.4	0.0
Sunday, August 04, 2013	17:20	0:10	62	76	66	53	951	8.8	308	17	0.2	1.7	0.0
Sunday, August 04, 2013	17:30	0:10	62	72	66	52	1087	9.7	320	17	0.4	3.7	0.0
Sunday, August 04, 2013	17:40	0:10	60	73	64	50	791	8.4	311	16	0.2	2.0	0.0
Sunday, August 04, 2013	17:50	0:10	60	72	64	49	1169	9.4	310	15	0.4	2.8	0.0
Sunday, August 04, 2013	18:00	0:10	60	73	65	50	1135	9.2	311	14	0.4	2.6	0.0
Sunday, August 04, 2013	18:10	0:10	60	76	64	49	690	7.9	309	15	0.4	2.8	0.0
Sunday, August 04, 2013	18:20	0:10	62	77	65	50	1013	8.9	306	16	0.4	5.4	0.0
Sunday, August 04, 2013	18:30	0:10	60	76	64	50	822	8.4	314	15	1.1	3.5	0.0
Sunday, August 04, 2013	18:40	0:10	61	80	64	49	926	8.8	310	15	0.6	2.6	0.0
Sunday, August 04, 2013	18:50	0:10	61	80	64	51	1556	11.2	319	14	0.4	3.0	0.0
Sunday, August 04, 2013	19:00	0:10	59	76	63	49	1838	12.3	320	14	0.2	1.3	0.0
Sunday, August 04, 2013	19:10	0:10	59	70	63	50	1720	11.4	324	14	0.6	3.0	0.0
Sunday, August 04, 2013	19:20	0:10	59	71	63	50	1701	11.2	315	13	0.6	3.7	0.0
Sunday, August 04, 2013	19:30	0:10	58	70	62	49	1705	11.4	319	13	0.4	2.4	0.0
Sunday, August 04, 2013	19:40	0:10	57	68	61	48	1861	12.5	318	13	0.7	2.6	0.0
Sunday, August 04, 2013	19:50	0:10	59	72	63	49	1917	12.1	314	13	0.4	2.8	0.0
Sunday, August 04, 2013	20:00	0:10	59	72	63	49	1736	11.1	316	12	0.0	1.3	0.0
Sunday, August 04, 2013	20:10	0:10	57	71	61	48	1754	11.7	318	12	0.4	3.2	0.0
Sunday, August 04, 2013	20:20	0:10	59	70	63	49	1988	12.8	306	12	0.7	3.2	0.0
Sunday, August 04, 2013	20:30	0:10	58	71	62	49	1993	13.1	305	12	0.7	3.0	0.0
Sunday, August 04, 2013	20:40	0:10	58	73	62	50	1999	13.8	309	12	0.7	3.9	0.0
Sunday, August 04, 2013	20:50	0:10	58	76	62	49	1934	12.0	306	12	0.9	3.5	0.0
Sunday, August 04, 2013	21:00	0:10	56	68	60	48	1809	11.6	308	12	0.7	2.4	0.0
Sunday, August 04, 2013	21:10	0:10	57	72	62	45	1908	12.3	304	11	1.3	3.3	0.0
Sunday, August 04, 2013	21:20	0:10	56	77	58	44	1954	12.4	303	12	1.1	4.3	0.0
Sunday, August 04, 2013	21:30	0:10	57	72	62	46	1943	12.5	302	11	1.3	4.6	0.0
Sunday, August 04, 2013	21:40	0:10	56	68	61	44	1965	12.4	303	11	1.1	4.1	0.0
Sunday, August 04, 2013	21:50	0:10	56	68	61	43	1823	11.3	304	11	0.9	4.4	0.0
Sunday, August 04, 2013	22:00	0:10	57	70	61	44	1679	10.9	306	11	1.3	4.4	0.0
Sunday, August 04, 2013	22:10	0:10	55	70	60	44	1776	11.6	307	11	1.1	3.5	0.0
Sunday, August 04, 2013	22:20	0:10	56	72	60	44	1879	12.2	307	11	1.1	3.7	0.0
Sunday, August 04, 2013	22:30	0:10	56	77	59	43	1972	12.7	307	11	0.9	3.2	0.0
Sunday, August 04, 2013	22:40	0:10	54	68	58	43	1917	12.3	304	11	0.7	3.5	0.0
Sunday, August 04, 2013	22:50	0:10	52	71	56	43	1234	9.4	303	11	1.1	3.3	0.0
Sunday, August 04, 2013	23:00	0:10	55	69	60	44	1449	10.4	305	11	1.1	3.5	0.0
Sunday, August 04, 2013	23:10	0:10	54	67	58	43	1530	10.7	307	11	0.9	3.3	0.0
Sunday, August 04, 2013	23:20	0:10	55	80	52	43	1366	10.2	310	11	0.7	3.2	0.0
Sunday, August 04, 2013	23:30	0:10	49	65	48	43	1243	9.7	310	11	1.1	3.9	0.0
Sunday, August 04, 2013	23:40	0:10	50	65	52	42	1506	10.5	310	11	0.7	3.2	0.0
Sunday, August 04, 2013	23:50	0:10	50	66	53	42	1088	9.1	310	11	0.2	2.2	0.0
Monday, August 05, 2013	0:00	0:10	50	65	52	42	1120	9.3	311	11	0.2	2.6	0.0
Monday, August 05, 2013	0:10	0:10	48	64	45	42	1592	10.8	306	11	0.0	2.0	0.0
Monday, August 05, 2013	0:20	0:10	47	65	44	42	1545	10.6	301	10	0.2	3.0	0.0
Monday, August 05, 2013	0:30	0:10	52	74	46	42	1701	11.1	303	10	0.0	0.7	0.0
Monday, August 05, 2013	0:40	0:10	53	72	50	42	1611	10.6	301	10	0.2	1.9	0.0
Monday, August 05, 2013	0:50	0:10	52	73	50	42	1876	11.9	303	10	0.2	1.5	0.0
Monday, August 05, 2013	1:00	0:10	53	70	54	45	1969	13.0	304	10	0.0	1.7	0.0
Monday, August 05, 2013	1:10	0:10	53	72	54	45	2000	14.6	306	10	0.4	3.2	0.0
Monday, August 05, 2013	1:20	0:10	52	73	51	44	1984	13.0	307	10	0.2	2.4	0.0
Monday, August 05, 2013	1:30	0:10	54	76	52	44	1978	12.9	311	10	0.4	2.6	0.0
Monday, August 05, 2013	1:40	0:10	53	73	53	46	1971	13.5	309	10	0.2	2.8	0.0
Monday, August 05, 2013	1:50	0:10	50	65	52	45	1714	12.6	306	10	0.2	2.2	0.0
Monday, August 05, 2013	2:00	0:10	53	73	51	45	-3	11.5	307	10	0.2	2.6	0.0
Monday, August 05, 2013	2:10	0:10	49	58	52	45	-4	11.7	308	10	0.6	3.2	0.0
Monday, August 05, 2013	2:20	0:10	51	68	52	45	-4	12.5	306	10	0.6	3.3	0.0
Monday, August 05, 2013	2:30	0:10	53	74	55	45	-4	13.1	307	10	0.2	2.6	0.0
Monday, August 05, 2013	2:40	0:10	49	62	51	46	-4	12.9	306	10	0.7	3.3	0.0
Monday, August 05, 2013	2:50	0:10	53	73	53	46	-3	12.4	307	10	0.7	3.5	0.0
Monday, August 05, 2013	3:00	0:10	52	65	55	47	1620	13.6	309	10	0.6	2.8	0.0
Monday, August 05, 2013	3:10	0:10	53	66	56	48	1962	13.5	310	10	0.4	2.6	0.0
Monday, August 05, 2013	3:20	0:10	51	68	53	46	1966	13.0	311	10	0.2	2.6	0.0
Monday, August 05, 2013	3:30	0:10	51	64	53	45	1913	12.5	310	10	0.2	3.0	0.0
Monday, August 05, 2013	3:40	0:10	52	71	53	45	1899	12.1	309	10	0.4	2.2	0.0
Monday, August 05, 2013	3:50	0:10	55	76	53	45	1835	11.5	309	10	0.2	1.9	0.0
Monday, August 05, 2013	4:00	0:10	53	69	54	44	1765	11.2	309	10	0.2	2.6	0.0
Monday, August 05, 2013	4:10	0:10	51	66	53	44	1547	10.5	308	10	0.2	2.2	0.0
Monday, August 05, 2013	4:20	0:10	52	69	54	45	1590	10.9	309	10	0.2	2.6	0.0
Monday, August 05, 2013	4:30	0:10	58	77	61	44	1533	10.5	312	10	0.6	3.3	0.0
Monday, August 05, 2013	4:40	0:10	55	78	57	43	1380	10.2	313	10	0.2	2.4	0.0
Monday, August 05, 2013	4:50	0:10	59	77	63	44	1356	10.1	315	10	0.2	3.3	0.0
Monday, August 05, 2013	5:00	0:10	55	68	60	46	1466	10.4	323	10	0.0	0.0	0.5
Monday, August 05, 2013	5:10	0:10	60	78	63	45	1686	11.1	321	10	0.2	3.5	0.0
Monday, August 05, 2013	5:20	0:10	62	80	65	47	1879	12.2	318	10	0.2	3.2	0.0
Monday, August 05, 2013	5:30	0:10	60	79	64	44	1938	12.3	314	10	0.2	3.3	0.3

Table A-5: Location 3 Summer Compliance Evaluation

Date	Time	Duration	Leq	Lmax	L(10)	L(90)	WT E2	WT E2	Onsite Met	Onsite Met	Loc. 6	Loc. 6	Loc. 6
	Start Time	(min)	(dBA)	(dBA)	(dBA)	(dBA)	Output (kW)	HH WS (m/s)	WD @ 75m (degrees)	Temp. (°C)	Avg. WS @ 2m (m/s)	Gust WS @ 2m (m/s)	Precip. (mm)
Monday, August 05, 2013	5:40	0:10	63	80	67	46	1862	12.0	321	10	0.4	2.8	0.0
Monday, August 05, 2013	5:50	0:10	63	80	66	48	1811	11.8	313	10	0.2	2.8	0.0
Monday, August 05, 2013	6:00	0:10	62	81	65	46	1707	11.6	311	10	0.2	2.4	0.0
Monday, August 05, 2013	6:10	0:10	61	76	65	46	1851	12.1	309	9	0.4	4.3	0.0
Monday, August 05, 2013	6:20	0:10	59	74	63	45	1904	11.9	313	9	0.2	2.8	0.0
Monday, August 05, 2013	6:30	0:10	61	75	65	48	1987	12.9	312	9	0.2	4.3	0.0
Monday, August 05, 2013	6:40	0:10	61	74	65	53	1960	13.4	309	9	0.4	3.7	0.0
Monday, August 05, 2013	6:50	0:10	61	73	65	52	1968	13.4	310	9	0.7	3.0	0.0
Monday, August 05, 2013	7:00	0:10	64	84	66	55	1999	14.5	309	9	1.3	4.3	0.0
Monday, August 05, 2013	7:10	0:10	72	92	73	59	1995	13.8	306	9	1.3	3.9	0.0
Monday, August 05, 2013	7:20	0:10	67	84	73	54	2000	15.7	309	9	1.1	4.8	0.0
Monday, August 05, 2013	7:30	0:10	63	75	66	55	1991	13.9	309	9	0.6	4.1	0.0
Monday, August 05, 2013	7:40	0:10	63	76	66	56	1998	14.9	311	9	1.1	4.1	0.0
Monday, August 05, 2013	7:50	0:10	63	78	66	55	1935	13.3	310	9	1.3	5.7	0.0
Monday, August 05, 2013	8:00	0:10	64	75	67	57	1922	13.0	311	9	1.3	5.9	0.0
Monday, August 05, 2013	8:10	0:10	63	76	66	54	1910	12.4	310	9	1.9	5.7	0.0
Monday, August 05, 2013	8:20	0:10	62	75	65	53	1894	13.6	315	9	1.1	6.1	0.0
Monday, August 05, 2013	8:30	0:10	63	77	66	54	1999	15.7	313	10	0.7	4.6	0.0
Monday, August 05, 2013	8:40	0:10	62	75	66	54	1986	14.4	309	10	1.9	6.5	0.0
Monday, August 05, 2013	8:50	0:10	65	81	68	57	2000	15.2	310	10	1.7	6.5	0.0
Monday, August 05, 2013	9:00	0:10	64	77	67	57	1980	14.6	309	10	1.9	6.5	0.0
Monday, August 05, 2013	9:10	0:10	64	75	68	57	1976	14.2	311	10	1.5	4.4	0.0
Monday, August 05, 2013	9:20	0:10	62	76	65	52	1666	11.5	309	11	1.5	4.4	0.0
Monday, August 05, 2013	9:30	0:10	62	79	65	52	1307	10.0	314	11	1.7	4.8	0.0
Monday, August 05, 2013	9:40	0:10	61	72	65	50	1224	9.7	322	11	1.9	6.1	0.0
Monday, August 05, 2013	9:50	0:10	62	78	65	51	1473	10.6	315	11	2.4	5.0	0.0
Monday, August 05, 2013	10:00	0:10	61	80	64	50	1315	9.9	308	11	1.7	4.8	0.0
Monday, August 05, 2013	10:10	0:10	61	76	64	48	1159	9.4	324	12	1.9	4.8	0.0
Monday, August 05, 2013	10:20	0:10	62	74	66	49	898	8.8	314	12	2.0	4.8	0.0
Monday, August 05, 2013	10:30	0:10	61	76	64	50	1605	11.4	327	13	1.5	5.2	0.0
Monday, August 05, 2013	10:40	0:10	63	77	66	52	1660	11.3	323	13	1.7	5.6	0.0
Monday, August 05, 2013	10:50	0:10	62	75	66	49	1045	9.3	324	13	2.4	5.6	0.0
Monday, August 05, 2013	11:00	0:10	61	79	65	48	986	9.0	320	13	1.9	4.4	0.0
Monday, August 05, 2013	11:10	0:10	62	76	65	50	927	8.9	323	14	2.4	5.4	0.0
Monday, August 05, 2013	11:20	0:10	63	77	66	53	1030	9.2	311	14	2.0	5.0	0.0
Monday, August 05, 2013	11:30	0:10	65	82	67	50	1441	10.4	317	14	2.2	5.4	0.0
Monday, August 05, 2013	11:40	0:10	62	80	64	52	1290	9.9	298	14	2.4	6.1	0.0
Monday, August 05, 2013	11:50	0:10	61	74	64	51	862	8.4	301	15	1.7	5.0	0.0
Monday, August 05, 2013	12:00	0:10	63	79	66	54	723	8.3	303	15	2.2	7.2	0.0
Monday, August 05, 2013	12:10	0:10	61	83	63	52	1310	9.8	303	15	2.4	6.7	0.0
Monday, August 05, 2013	12:20	0:10	62	79	64	52	1336	10.1	308	15	2.4	6.1	0.0
Monday, August 05, 2013	12:30	0:10	62	78	64	54	1028	8.9	305	16	2.4	6.3	0.0
Monday, August 05, 2013	12:40	0:10	62	80	64	54	1624	10.9	305	16	2.2	6.7	0.0
Monday, August 05, 2013	12:50	0:10	62	81	65	53	1617	10.8	305	16	3.0	6.3	0.0
Monday, August 05, 2013	13:00	0:10	69	93	69	54	1757	12.1	301	16	2.4	5.7	0.0
Monday, August 05, 2013	13:10	0:10	62	76	64	54	1673	11.5	306	16	2.8	6.3	0.0
Monday, August 05, 2013	13:20	0:10	61	74	64	54	1430	10.5	296	16	2.6	6.9	0.0
Monday, August 05, 2013	13:30	0:10	62	74	65	54	1691	11.4	303	16	2.2	5.7	0.0
Monday, August 05, 2013	13:40	0:10	61	74	64	55	1412	10.4	310	17	1.5	4.6	0.0
Monday, August 05, 2013	13:50	0:10	60	74	64	53	1454	10.8	312	17	1.9	5.7	0.0
Monday, August 05, 2013	14:00	0:10	62	76	65	53	5	11.8	319	17	2.4	6.1	0.0
Monday, August 05, 2013	14:10	0:10	60	73	64	51	-4	12.1	317	17	2.0	5.9	0.0
Monday, August 05, 2013	14:20	0:10	60	78	63	52	-4	10.2	309	17	1.5	5.4	0.0
Monday, August 05, 2013	14:30	0:10	62	77	65	52	-4	11.3	310	17	0.6	3.3	0.0
Monday, August 05, 2013	14:40	0:10	61	76	64	54	-4	12.2	312	17	1.3	5.9	0.0
Monday, August 05, 2013	14:50	0:10	62	72	65	55	-4	11.2	312	17	1.3	4.8	0.0
Monday, August 05, 2013	15:00	0:10	62	79	65	53	913	11.5	319	17	2.0	5.9	0.0
Monday, August 05, 2013	15:10	0:10	63	79	65	52	1533	10.8	317	17	2.2	5.7	0.0
Monday, August 05, 2013	15:20	0:10	60	70	64	52	1681	11.3	302	17	2.2	5.4	0.0
Monday, August 05, 2013	15:30	0:10	61	76	64	51	1473	10.4	300	17	1.9	5.0	0.0
Monday, August 05, 2013	15:40	0:10	62	79	65	54	1465	10.8	307	17	2.4	6.1	0.0
Monday, August 05, 2013	15:50	0:10	62	77	65	53	1438	10.6	312	17	3.0	6.7	0.0
Monday, August 05, 2013	16:00	0:10	61	78	65	52	1350	10.1	317	18	2.0	6.3	0.0
Monday, August 05, 2013	16:10	0:10	61	74	65	52	1564	10.7	303	18	2.2	5.4	0.0
Monday, August 05, 2013	16:20	0:10	63	77	66	51	1037	8.7	320	18	2.4	6.9	0.0
Monday, August 05, 2013	16:30	0:10	61	74	64	52	1203	9.7	308	17	2.8	6.3	0.0
Monday, August 05, 2013	16:40	0:10	62	72	65	53	1268	9.8	318	18	2.0	5.4	0.0
Monday, August 05, 2013	16:50	0:10	61	77	64	52	1381	10.3	301	18	2.4	5.0	0.0
Monday, August 05, 2013	17:00	0:10	62	80	65	53	1093	9.6	302	17	2.2	5.7	0.0
Monday, August 05, 2013	17:10	0:10	62	81	65	52	1686	11.7	318	17	2.2	5.2	0.0
Monday, August 05, 2013	17:20	0:10	62	74	66	52	1823	12.1	323	17	2.0	4.6	0.0
Monday, August 05, 2013	17:30	0:10	59	72	64	49	1148	9.6	322	17	2.2	5.4	0.0
Monday, August 05, 2013	17:40	0:10	61	75	64	52	955	9.0	326	16	1.1	3.9	0.0
Monday, August 05, 2013	17:50	0:10	60	74	64	50	1796	11.9	325	16	0.7	3.0	0.0
Monday, August 05, 2013	18:00	0:10	60	73	64	50	1418	10.5	321	16	1.5	5.2	0.0
Monday, August 05, 2013	18:10	0:10	62	78	64	51	1002	9.1	325	16	2.0	6.1	0.0
Monday, August 05, 2013	18:20	0:10	60	75	63	49	1032	9.3	321	15	1.5	4.6	0.0
Monday, August 05, 2013	18:30	0:10	60	72	64	49	1466	10.5	320	15	1.7	3.9	0.0
Monday, August 05, 2013	18:40	0:10	59	69	63	50	1475	10.6	321	15	1.9	5.2	0.0
Monday, August 05, 2013	18:50	0:10	59	73	63	50	1402	10.4	318	15	1.1	3.5	0.0
Monday, August 05, 2013	19:00	0:10	60	75	64	50	1439	10.6	318	14	1.5	3.7	0.0
Monday, August 05, 2013	19:10	0:10	60	77	63	49	1453	10.5	320	14	0.7	3.3	0.0
Monday, August 05, 2013	19:20	0:10	60	75	64	50	1655	11.5	316	14	0.6	3.0	0.0
Monday, August 05, 2013	19:30	0:10	59	74	63	49	1222	9.9	316	14	0.4	2.0	0.0
Monday, August 05, 2013	19:40	0:10	59	70	64	50	765	8.2	319	14	0.4	2.0	0.0
Monday, August 05, 2013	19:50	0:10	58	73	62	49	467	7.5	331	13	0.6	2.8	0.0
Monday, August 05, 2013	20:00	0:10	57	69	62	48	235	6.5	328	13	0.2	2.2	0.0
Monday, August 05, 2013	20:10	0:10	59	72	64	47	268	6.0	323	13	0.0	1.3	0.0
Monday, August 05, 2013	20:20	0:10	58	68	62	48	367	6.5	321	13	0.2	1.9	0.0
Monday, August 05, 2013	20:30	0:10	57	70	63	41	478	6.9	317	13	0.0	0.0	0.0
Monday, August 05, 2013	20:40	0:10	56	68	60	40	444	6.8	314	12	0.0	0.0	0.0

Table A-5: Location 3 Summer Compliance Evaluation

Date	Time	Duration	Leq	Lmax	L(10)	L(90)	WT E2	WT E2	Onsite Met	Onsite Met	Loc. 6	Loc. 6	Loc. 6
	Start Time	(min)	(dBA)	(dBA)	(dBA)	(dBA)	Output (kW)	HH WS (m/s)	WD @ 75m (degrees)	Temp. (°C)	Avg. WS @ 2m (m/s)	Gust WS @ 2m (m/s)	Precip. (mm)
Monday, August 05, 2013	20:50	0:10	55	69	61	39	598	7.5	310	12	0.0	0.0	0.0
Monday, August 05, 2013	21:00	0:10	55	70	60	41	712	8.0	314	12	0.0	0.0	0.0
Monday, August 05, 2013	21:10	0:10	56	70	61	40	710	8.1	319	12	0.0	1.5	0.0
Monday, August 05, 2013	21:20	0:10	57	76	62	40	641	7.8	317	12	0.0	0.0	0.0
Monday, August 05, 2013	21:30	0:10	55	68	61	39	667	7.7	318	12	0.0	0.0	0.0
Monday, August 05, 2013	21:40	0:10	57	74	62	42	592	7.4	316	12	0.0	0.0	0.0
Monday, August 05, 2013	21:50	0:10	53	66	57	39	570	7.5	320	11	0.0	0.0	0.0
Monday, August 05, 2013	22:00	0:10	55	72	59	39	810	8.4	316	11	0.0	0.0	0.0
Monday, August 05, 2013	22:10	0:10	54	66	60	40	1147	9.4	308	11	0.0	0.0	0.0
Monday, August 05, 2013	22:20	0:10	57	76	61	42	1340	10.0	306	11	0.0	0.0	0.0
Monday, August 05, 2013	22:30	0:10	52	67	56	38	935	9.0	309	11	0.0	0.0	0.0
Monday, August 05, 2013	22:40	0:10	52	68	56	38	402	6.5	311	11	0.0	0.0	0.0
Monday, August 05, 2013	22:50	0:10	52	71	55	38	514	7.2	308	11	0.0	0.0	0.0
Monday, August 05, 2013	23:00	0:10	52	69	55	38	805	8.2	306	11	0.0	0.0	0.0
Monday, August 05, 2013	23:10	0:10	50	64	52	37	408	6.6	315	11	0.0	0.0	0.0
Monday, August 05, 2013	23:20	0:10	49	66	51	37	68	4.2	321	11	0.0	0.0	0.0
Monday, August 05, 2013	23:30	0:10	52	71	53	37	238	5.8	319	11	0.0	0.0	0.0
Monday, August 05, 2013	23:40	0:10	56	76	56	37	317	6.2	319	11	0.0	0.0	0.0
Monday, August 05, 2013	23:50	0:10	51	69	55	37	149	5.0	323	11	0.0	0.0	0.0
Tuesday, August 06, 2013	0:00	0:10	44	63	40	37	186	5.3	328	11	0.0	0.0	0.0
Tuesday, August 06, 2013	0:10	0:10	48	64	47	38	245	5.8	330	11	0.0	0.0	0.0
Tuesday, August 06, 2013	0:20	0:10	43	63	39	36	165	5.1	331	11	0.0	0.0	0.0
Tuesday, August 06, 2013	0:30	0:10	42	63	38	36	220	5.7	330	11	0.0	0.0	0.0
Tuesday, August 06, 2013	0:40	0:10	44	64	39	36	386	6.7	325	11	0.0	0.0	0.0
Tuesday, August 06, 2013	0:50	0:10	41	60	39	36	250	5.8	329	11	0.0	0.0	0.0
Tuesday, August 06, 2013	1:00	0:10	46	68	41	37	166	5.1	329	11	0.0	0.0	0.0
Tuesday, August 06, 2013	1:10	0:10	45	66	41	36	120	4.7	328	12	0.0	0.0	0.0
Tuesday, August 06, 2013	1:20	0:10	55	75	44	36	78	4.6	327	11	0.0	0.0	0.0
Tuesday, August 06, 2013	1:30	0:10	42	62	38	36	109	4.6	320	11	0.0	0.0	0.0
Tuesday, August 06, 2013	1:40	0:10	36	40	37	35	69	4.3	325	11	0.0	0.0	0.0
Tuesday, August 06, 2013	1:50	0:10	48	70	39	36	66	4.3	327	12	0.0	0.0	0.0
Tuesday, August 06, 2013	2:00	0:10	50	72	45	36	-4	3.9	326	11	0.0	0.0	0.0
Tuesday, August 06, 2013	2:10	0:10	47	66	40	36	-4	4.3	326	11	0.0	0.0	0.0
Tuesday, August 06, 2013	2:20	0:10	37	41	38	36	-4	4.5	322	11	0.0	0.0	0.0
Tuesday, August 06, 2013	2:30	0:10	50	70	45	36	-4	4.5	325	11	0.0	0.0	0.0
Tuesday, August 06, 2013	2:40	0:10	49	70	47	36	-4	4.1	324	11	0.0	0.0	0.0
Tuesday, August 06, 2013	2:50	0:10	54	76	46	36	-4	3.8	321	11	0.0	0.0	0.0
Tuesday, August 06, 2013	3:00	0:10	37	49	38	36	41	4.0	325	12	0.0	0.0	0.0
Tuesday, August 06, 2013	3:10	0:10	56	78	49	35	44	3.9	332	11	0.0	0.0	0.0
Tuesday, August 06, 2013	3:20	0:10	50	69	45	35	50	4.0	333	11	0.0	0.0	0.0
Tuesday, August 06, 2013	3:30	0:10	45	65	40	36	36	3.8	328	12	0.0	0.0	0.0
Tuesday, August 06, 2013	3:40	0:10	36	39	37	35	49	4.0	326	12	0.0	0.0	0.0
Tuesday, August 06, 2013	3:50	0:10	53	75	42	36	73	4.2	325	11	0.0	0.0	0.0
Tuesday, August 06, 2013	4:00	0:10	49	68	44	35	86	4.4	323	11	0.0	0.0	0.0
Tuesday, August 06, 2013	4:10	0:10	51	67	55	36	112	4.6	329	12	0.0	0.0	0.0
Tuesday, August 06, 2013	4:20	0:10	45	66	39	36	109	4.5	335	11	0.0	0.0	0.0
Tuesday, August 06, 2013	4:30	0:10	56	78	53	36	99	4.6	335	11	0.0	0.0	0.0
Tuesday, August 06, 2013	4:40	0:10	57	74	60	37	141	4.8	332	11	0.0	0.0	0.0
Tuesday, August 06, 2013	4:50	0:10	54	69	58	36	159	5.0	330	11	0.0	0.0	0.0
Tuesday, August 06, 2013	5:00	0:10	55	76	55	36	122	4.7	330	11	0.0	0.0	0.0
Tuesday, August 06, 2013	5:10	0:10	60	75	64	40	102	4.4	334	11	0.0	0.0	0.0
Tuesday, August 06, 2013	5:20	0:10	60	78	62	39	66	4.1	336	11	0.0	0.0	0.0
Tuesday, August 06, 2013	5:30	0:10	61	76	64	41	15	3.0	339	11	0.0	0.0	0.0
Tuesday, August 06, 2013	5:40	0:10	62	79	65	41	-6	2.5	339	11	0.0	0.0	0.0
Tuesday, August 06, 2013	5:50	0:10	59	73	64	39	-4	2.3	336	11	0.0	0.0	0.0
Tuesday, August 06, 2013	6:00	0:10	59	78	64	41	-4	2.0	335	11	0.0	0.0	0.0
Tuesday, August 06, 2013	6:10	0:10	62	79	65	44	-4	1.9	335	11	0.0	0.0	0.0
Tuesday, August 06, 2013	6:20	0:10	60	77	64	42	-4	2.7	331	11	0.0	0.0	0.0
Tuesday, August 06, 2013	6:30	0:10	62	77	67	46	-6	2.8	328	11	0.0	0.0	0.0
Tuesday, August 06, 2013	6:40	0:10	61	78	64	43	5	3.2	326	11	0.0	0.0	0.0
Tuesday, August 06, 2013	6:50	0:10	61	74	66	50	4	3.3	326	12	0.0	0.0	0.0
Tuesday, August 06, 2013	7:00	0:10	60	74	64	50	-9	2.8	326	11	0.0	0.0	0.0
Tuesday, August 06, 2013	7:10	0:10	63	82	65	49	-5	2.7	326	13	0.0	0.0	0.0
Tuesday, August 06, 2013	7:20	0:10	62	75	66	49	-8	2.8	326	14	0.0	0.0	0.0
Tuesday, August 06, 2013	7:30	0:10	62	78	66	49	-8	2.7	326	15	0.0	0.0	0.0
Tuesday, August 06, 2013	7:40	0:10	63	78	66	49	-7	2.8	326	15	0.0	0.0	0.0
Tuesday, August 06, 2013	7:50	0:10	62	75	65	49	-8	2.9	328	16	0.0	0.0	0.0
Tuesday, August 06, 2013	8:00	0:10	61	77	65	48	-4	2.7	328	16	0.0	0.0	0.0
Tuesday, August 06, 2013	8:10	0:10	62	76	66	47	-4	2.4	328	16	0.0	0.0	0.0
Tuesday, August 06, 2013	8:20	0:10	63	77	67	47	-4	2.4	328	16	0.0	0.0	0.0
Tuesday, August 06, 2013	8:30	0:10	62	77	65	47	-4	2.5	328	16	0.0	0.0	0.0
Tuesday, August 06, 2013	8:40	0:10	65	78	69	50	-4	2.6	328	17	0.0	0.0	0.0
Tuesday, August 06, 2013	8:50	0:10	60	76	63	43	-4	2.3	328	17	0.0	0.0	0.0
Tuesday, August 06, 2013	9:00	0:10	62	78	65	42	0	1.5	328	17	0.2	2.0	0.0
Tuesday, August 06, 2013	9:10	0:10	61	78	65	40	0	1.3	328	17	0.0	0.0	0.0
Tuesday, August 06, 2013	9:20	0:10	60	76	64	41	-1	1.3	318	17	0.0	1.5	0.0
Tuesday, August 06, 2013	9:30	0:10	61	77	64	39	0	1.6	318	17	0.0	0.0	0.0
Tuesday, August 06, 2013	9:40	0:10	60	75	65	37	-1	1.2	318	18	0.0	0.7	0.0
Tuesday, August 06, 2013	9:50	0:10	63	79	67	40	-1	1.1	316	18	0.0	0.7	0.0
Tuesday, August 06, 2013	10:00	0:10	63	78	65	45	0	1.2	302	18	0.0	0.7	0.0
Tuesday, August 06, 2013	10:10	0:10	59	75	63	39	-1	1.4	307	18	0.0	0.0	0.0
Tuesday, August 06, 2013	10:20	0:10	61	74	64	42	-1	1.3	319	17	0.2	1.5	0.0
Tuesday, August 06, 2013	10:30	0:10	59	75	63	42	-1	1.2	326	17	0.2	2.6	0.0
Tuesday, August 06, 2013	10:40	0:10	59	72	63	44	-1	1.0	7	16	0.0	0.0	0.0
Tuesday, August 06, 2013	10:50	0:10	60	75	64	45	-2	1.3	344	17	0.0	0.0	0.0
Tuesday, August 06, 2013	11:00	0:10	60	75	65	43	-2	1.6	343	18	0.0	0.0	0.0
Tuesday, August 06, 2013	11:10	0:10	59	72	62	47	-1	1.2	340	18	0.0	0.0	0.0
Tuesday, August 06, 2013	11:20	0:10	60	74	63	49	-2	1.0	334	17	0.0	0.7	0.0
Tuesday, August 06, 2013	11:30	0:10	63	87	65	51	-1	1.8	331	17	0.0	0.0	0.0
Tuesday, August 06, 2013	11:40	0:10	60	73	63	50	-1	0.9	15	17	0.2	2.6	0.0
Tuesday, August 06, 2013	11:50	0:10	61	78	65	50	-1	1.0	15	17	0.0	0.2	0.0

Table A-5: Location 3 Summer Compliance Evaluation

Date	Time	Duration	Leq	Lmax	L(10)	L(90)	WT E2	WT E2	Onsite Met	Onsite Met	Loc. 6	Loc. 6	Loc. 6
	Start Time	(min)	(dBA)	(dBA)	(dBA)	(dBA)	Output (kW)	HH WS (m/s)	WD @ 75m (degrees)	Temp. (°C)	Avg. WS @ 2m (m/s)	Gust WS @ 2m (m/s)	Precip. (mm)
Tuesday, August 06, 2013	12:00	0:10	61	75	65	51	-1	0.6	16	18	0.0	1.7	0.0
Tuesday, August 06, 2013	12:10	0:10	60	76	63	49	-1	0.4	277	19	0.0	0.0	0.0
Tuesday, August 06, 2013	12:20	0:10	63	81	66	49	-1	2.1	206	20	0.0	0.6	0.0
Tuesday, August 06, 2013	12:30	0:10	61	76	64	49	0	2.1	191	20	0.0	1.5	0.0
Tuesday, August 06, 2013	12:40	0:10	61	77	64	49	-1	1.6	213	20	0.0	0.0	0.0
Tuesday, August 06, 2013	12:50	0:10	58	72	61	51	-1	2.1	207	20	0.0	1.1	0.0
Tuesday, August 06, 2013	13:00	0:10	60	78	62	50	-1	1.5	207	20	0.4	2.8	0.0
Tuesday, August 06, 2013	13:10	0:10	56	78	57	49	-1	2.1	209	20	0.0	1.7	0.0
Tuesday, August 06, 2013	13:20	0:10	57	70	60	49	-5	4.0	197	21	0.2	2.2	0.0
Tuesday, August 06, 2013	13:30	0:10	61	85	59	49	-1	2.2	194	20	0.4	3.5	0.0
Tuesday, August 06, 2013	13:40	0:10	59	77	61	50	-1	2.2	169	20	0.2	3.7	0.0
Tuesday, August 06, 2013	13:50	0:10	59	75	62	49	0	1.3	162	20	0.2	3.0	0.0
Tuesday, August 06, 2013	14:00	0:10	60	79	65	49	-1	2.1	173	20	0.0	0.4	0.0
Tuesday, August 06, 2013	14:10	0:10	66	84	67	62	-2	2.5	175	20	0.2	2.4	0.0
Tuesday, August 06, 2013	14:20	0:10	68	82	69	63	-2	2.3	160	20	0.2	1.7	0.0
Tuesday, August 06, 2013	14:30	0:10	67	74	69	63	-2	2.8	153	20	0.0	0.4	0.0
Tuesday, August 06, 2013	14:40	0:10	67	77	69	65	-1	3.9	154	20	0.2	1.7	0.0
Tuesday, August 06, 2013	14:50	0:10	68	80	69	62	0	4.4	153	20	0.2	1.3	0.0
Tuesday, August 06, 2013	15:00	0:10	67	76	68	66	-2	3.7	157	21	0.0	0.9	0.0
Tuesday, August 06, 2013	15:10	0:10	67	76	68	66	-2	3.8	156	21	0.0	1.3	0.0
Tuesday, August 06, 2013	15:20	0:10	67	74	69	66	-2	2.5	162	21	0.0	0.9	0.0
Tuesday, August 06, 2013	15:30	0:10	67	76	69	66	12	4.0	155	21	0.0	2.0	0.0
Tuesday, August 06, 2013	15:40	0:10	65	75	68	58	19	3.8	151	20	0.0	0.0	0.0
Tuesday, August 06, 2013	15:50	0:10	63	77	66	50	7	4.1	160	21	0.0	1.3	0.0
Tuesday, August 06, 2013	16:00	0:10	61	78	65	50	38	4.1	158	20	0.0	0.0	0.0
Tuesday, August 06, 2013	16:10	0:10	62	75	66	51	81	4.1	158	20	0.0	0.2	0.0
Tuesday, August 06, 2013	16:20	0:10	62	76	66	51	29	4.0	156	20	0.0	0.0	0.0
Tuesday, August 06, 2013	16:30	0:10	61	73	64	52	49	4.0	156	19	0.0	0.0	0.0
Tuesday, August 06, 2013	16:40	0:10	62	77	66	50	43	3.9	161	19	0.0	0.0	0.0
Tuesday, August 06, 2013	16:50	0:10	62	77	66	50	-5	2.3	162	20	0.0	0.6	0.0
Tuesday, August 06, 2013	17:00	0:10	62	75	65	51	-3	2.6	159	20	0.0	0.0	0.0
Tuesday, August 06, 2013	17:10	0:10	62	76	66	50	0	3.3	148	20	0.0	0.0	0.0
Tuesday, August 06, 2013	17:20	0:10	61	76	65	50	6	3.1	148	20	0.0	0.0	0.0
Tuesday, August 06, 2013	17:30	0:10	62	76	65	49	48	4.0	159	19	0.0	0.0	0.0
Tuesday, August 06, 2013	17:40	0:10	61	75	65	51	39	3.8	159	19	0.0	0.0	0.0
Tuesday, August 06, 2013	17:50	0:10	60	73	64	50	12	3.2	156	19	0.0	0.7	0.0
Tuesday, August 06, 2013	18:00	0:10	61	71	65	51	15	3.3	159	19	0.0	0.4	0.0
Tuesday, August 06, 2013	18:10	0:10	61	79	63	52	57	4.0	157	19	0.0	0.0	0.0
Tuesday, August 06, 2013	18:20	0:10	61	71	65	50	79	4.1	164	18	0.0	0.0	0.0
Tuesday, August 06, 2013	18:30	0:10	60	73	64	51	16	3.3	159	18	0.0	0.0	0.0
Tuesday, August 06, 2013	18:40	0:10	60	73	64	50	49	3.5	160	18	0.0	0.0	0.0
Tuesday, August 06, 2013	18:50	0:10	59	70	63	48	59	3.6	158	19	0.0	0.0	0.0
Tuesday, August 06, 2013	19:00	0:10	58	71	62	48	88	4.1	158	18	0.0	0.0	0.0
Tuesday, August 06, 2013	19:10	0:10	58	75	63	47	130	4.5	157	18	0.0	0.0	0.0
Tuesday, August 06, 2013	19:20	0:10	59	76	63	48	287	6.0	156	18	0.0	0.0	0.0
Tuesday, August 06, 2013	19:30	0:10	58	71	63	47	288	6.0	159	17	0.0	0.0	0.0
Tuesday, August 06, 2013	19:40	0:10	59	74	63	49	297	6.0	159	17	0.0	0.0	0.0
Tuesday, August 06, 2013	19:50	0:10	59	74	63	49	285	5.9	158	17	0.0	0.0	0.0
Tuesday, August 06, 2013	20:00	0:10	58	74	62	49	282	5.9	158	16	0.0	0.0	0.0
Tuesday, August 06, 2013	20:10	0:10	60	75	63	49	125	4.3	160	16	0.0	0.0	0.0
Tuesday, August 06, 2013	20:20	0:10	57	74	62	48	100	3.9	163	16	0.0	0.0	0.0
Tuesday, August 06, 2013	20:30	0:10	58	72	62	48	56	3.6	166	16	0.0	0.0	0.0
Tuesday, August 06, 2013	20:40	0:10	58	75	62	47	184	4.9	164	16	0.0	0.0	0.0
Tuesday, August 06, 2013	20:50	0:10	56	67	61	48	280	5.8	163	16	0.0	0.0	0.0
Tuesday, August 06, 2013	21:00	0:10	55	69	59	47	211	5.2	159	16	0.0	0.0	0.0
Tuesday, August 06, 2013	21:10	0:10	56	70	61	48	380	6.6	156	16	0.0	0.0	0.0
Tuesday, August 06, 2013	21:20	0:10	59	78	62	43	261	5.9	162	16	0.0	0.0	0.0
Tuesday, August 06, 2013	21:30	0:10	56	69	61	42	222	5.1	162	15	0.0	0.0	0.0
Tuesday, August 06, 2013	21:40	0:10	55	69	61	43	148	4.4	162	15	0.0	0.0	0.0
Tuesday, August 06, 2013	21:50	0:10	55	69	60	43	87	3.7	161	15	0.0	0.0	0.0
Tuesday, August 06, 2013	22:00	0:10	55	68	60	42	50	3.3	161	15	0.0	0.0	0.0
Tuesday, August 06, 2013	22:10	0:10	55	72	60	41	58	3.5	159	15	0.0	0.0	0.0
Tuesday, August 06, 2013	22:20	0:10	56	70	61	42	51	3.4	164	15	0.0	0.0	0.0
Tuesday, August 06, 2013	22:30	0:10	54	70	58	39	244	5.3	167	15	0.0	0.0	0.0
Tuesday, August 06, 2013	22:40	0:10	55	77	57	40	199	5.2	167	14	0.0	0.0	0.0
Tuesday, August 06, 2013	22:50	0:10	52	69	56	40	256	5.6	163	14	0.0	0.0	0.0
Tuesday, August 06, 2013	23:00	0:10	52	67	57	39	252	5.3	166	14	0.0	0.0	0.0
Tuesday, August 06, 2013	23:10	0:10	52	68	55	39	117	4.1	166	14	0.0	0.0	0.0
Tuesday, August 06, 2013	23:20	0:10	52	67	55	39	379	6.5	166	14	0.0	0.0	0.0
Tuesday, August 06, 2013	23:30	0:10	58	81	54	40	418	7.1	167	14	0.0	0.0	0.0
Tuesday, August 06, 2013	23:40	0:10	47	64	43	39	175	5.1	171	14	0.0	0.0	0.0
Tuesday, August 06, 2013	23:50	0:10	50	67	52	39	-4	2.0	171	14	0.0	0.0	0.0
Wednesday, August 07, 2013	0:00	0:10	43	63	41	39	2	3.3	168	14	0.0	0.0	0.0
Wednesday, August 07, 2013	0:10	0:10	47	64	46	39	9	3.1	171	14	0.0	0.0	0.0
Wednesday, August 07, 2013	0:20	0:10	48	67	47	39	-5	2.0	172	14	0.0	0.0	0.0
Wednesday, August 07, 2013	0:30	0:10	45	63	41	39	-5	2.3	174	14	0.0	0.0	0.0
Wednesday, August 07, 2013	0:40	0:10	44	64	41	39	-5	2.1	182	14	0.0	0.0	0.0
Wednesday, August 07, 2013	0:50	0:10	49	66	49	39	-5	1.4	187	14	0.0	0.0	0.0
Wednesday, August 07, 2013	1:00	0:10	42	61	40	38	-5	1.8	189	14	0.0	0.0	0.0
Wednesday, August 07, 2013	1:10	0:10	47	64	44	38	-4	1.6	193	14	0.0	0.0	0.0
Wednesday, August 07, 2013	1:20	0:10	43	62	40	38	-1	2.4	199	14	0.0	0.0	0.0
Wednesday, August 07, 2013	1:30	0:10	50	71	48	38	-1	1.6	205	13	0.0	0.0	0.0
Wednesday, August 07, 2013	1:40	0:10	50	72	43	37	0	1.9	210	12	0.0	0.0	0.0
Wednesday, August 07, 2013	1:50	0:10	44	64	40	38	-1	2.0	216	12	0.0	0.0	0.0
Wednesday, August 07, 2013	2:00	0:10	45	66	39	38	0	2.5	220	13	0.0	0.0	0.0
Wednesday, August 07, 2013	2:10	0:10	54	76	53	38	0	2.2	228	12	0.0	0.0	0.0
Wednesday, August 07, 2013	2:20	0:10	52	74	42	37	0	1.6	238	12	0.0	0.0	0.0
Wednesday, August 07, 2013	2:30	0:10	38	42	38	37	0	0.8	246	12	0.0	0.0	0.0
Wednesday, August 07, 2013	2:40	0:10	42	62	38	37	0	1.6	239	12	0.0	0.0	0.0
Wednesday, August 07, 2013	2:50	0:10	51	74	42	36	0	1.7	230	12	0.0	0.0	0.0
Wednesday, August 07, 2013	3:00	0:10	45	63	40	36	-2	1.2	230	12	0.0	0.0	0.0

Table A-5: Location 3 Summer Compliance Evaluation

Date	Time	Duration	Leq	Lmax	L(10)	L(90)	WT E2	WT E2	Onsite Met	Onsite Met	Loc. 6	Loc. 6	Loc. 6
	Start Time	(min)	(dBA)	(dBA)	(dBA)	(dBA)	Output (kW)	HH WS (m/s)	WD @ 75m (degrees)	Temp. (°C)	Avg. WS @ 2m (m/s)	Gust WS @ 2m (m/s)	Precip. (mm)
Wednesday, August 07, 2013	3:10	0:10	55	76	45	36	-2	0.6	234	12	0.0	0.0	0.0
Wednesday, August 07, 2013	3:20	0:10	54	77	48	36	-1	0.7	223	12	0.0	0.0	0.0
Wednesday, August 07, 2013	3:30	0:10	51	72	42	37	-1	0.7	221	12	0.0	0.0	0.0
Wednesday, August 07, 2013	3:40	0:10	50	72	44	37	-1	1.1	225	12	0.0	0.0	0.0
Wednesday, August 07, 2013	3:50	0:10	47	63	46	36	-1	1.5	226	12	0.0	0.0	0.0
Wednesday, August 07, 2013	4:00	0:10	53	72	49	35	-1	0.9	232	12	0.0	0.0	0.0
Wednesday, August 07, 2013	4:10	0:10	50	67	54	36	-1	0.5	238	12	0.0	0.0	0.0
Wednesday, August 07, 2013	4:20	0:10	53	74	47	36	-1	0.9	229	12	0.0	0.0	0.0
Wednesday, August 07, 2013	4:30	0:10	50	68	50	36	-1	2.2	225	12	0.0	0.0	0.0
Wednesday, August 07, 2013	4:40	0:10	53	69	58	36	0	2.5	227	12	0.0	0.0	0.0
Wednesday, August 07, 2013	4:50	0:10	49	68	44	36	-1	2.6	223	12	0.0	0.0	0.0
Wednesday, August 07, 2013	5:00	0:10	57	77	60	36	-1	2.7	219	12	0.0	0.0	0.0
Wednesday, August 07, 2013	5:10	0:10	58	78	62	38	-1	2.9	218	12	0.0	0.0	0.0
Wednesday, August 07, 2013	5:20	0:10	60	76	64	38	-1	2.7	215	12	0.0	0.0	0.0
Wednesday, August 07, 2013	5:30	0:10	60	78	63	40	-1	2.7	215	12	0.0	0.0	0.0
Wednesday, August 07, 2013	5:40	0:10	61	79	64	39	-1	2.9	215	13	0.0	0.0	0.0
Wednesday, August 07, 2013	5:50	0:10	59	78	63	38	-1	3.0	213	13	0.0	0.0	0.0
Wednesday, August 07, 2013	6:00	0:10	60	76	64	40	-1	3.6	209	13	0.0	0.0	0.0
Wednesday, August 07, 2013	6:10	0:10	64	82	68	43	0	3.3	212	13	0.0	0.0	0.0
Wednesday, August 07, 2013	6:20	0:10	68	79	69	66	-1	3.6	210	14	0.0	0.0	0.0
Wednesday, August 07, 2013	6:30	0:10	68	79	69	66	-1	3.4	201	14	0.0	0.0	0.0
Wednesday, August 07, 2013	6:40	0:10	68	79	69	66	-1	3.0	203	15	0.0	0.0	0.0
Wednesday, August 07, 2013	6:50	0:10	68	79	69	66	0	3.0	182	15	0.0	0.0	0.0
Wednesday, August 07, 2013	7:00	0:10	65	81	68	44	-1	3.4	178	15	0.0	0.0	0.0
Wednesday, August 07, 2013	7:10	0:10	63	84	65	47	-1	3.6	181	15	0.0	0.0	0.0
Wednesday, August 07, 2013	7:20	0:10	65	94	64	50	-1	3.5	172	15	0.0	0.0	0.0
Wednesday, August 07, 2013	7:30	0:10	57	69	60	50	-1	3.1	167	15	0.0	0.0	0.0
Wednesday, August 07, 2013	7:40	0:10	62	82	64	50	-1	3.0	167	15	0.0	0.0	0.0
Wednesday, August 07, 2013	7:50	0:10	57	68	60	49	-1	3.0	171	15	0.0	0.0	0.0
Wednesday, August 07, 2013	8:00	0:10	56	69	59	48	-1	2.9	168	15	0.0	0.0	0.0
Wednesday, August 07, 2013	8:10	0:10	56	70	59	48	-1	2.5	164	16	0.0	0.0	0.0
Wednesday, August 07, 2013	8:20	0:10	58	71	60	49	-1	2.8	156	15	0.0	0.0	0.0
Wednesday, August 07, 2013	8:30	0:10	58	70	61	50	17	3.7	156	15	0.0	0.0	0.0
Wednesday, August 07, 2013	8:40	0:10	57	71	59	49	26	3.7	154	15	0.0	0.0	0.0
Wednesday, August 07, 2013	8:50	0:10	57	69	60	49	-6	3.2	151	15	0.0	0.0	0.0
Wednesday, August 07, 2013	9:00	0:10	58	73	59	49	-5	2.2	149	15	0.0	0.0	0.0
Wednesday, August 07, 2013	9:10	0:10	58	69	61	50	-4	1.9	150	15	0.0	0.0	0.0
Wednesday, August 07, 2013	9:20	0:10	61	77	64	44	-4	1.5	150	15	0.0	0.0	0.0
Wednesday, August 07, 2013	9:30	0:10	58	74	61	43	-4	1.6	149	15	0.0	0.0	0.0
Wednesday, August 07, 2013	9:40	0:10	59	75	63	45	-5	2.5	153	16	0.0	0.0	0.0
Wednesday, August 07, 2013	9:50	0:10	60	91	63	42	-6	3.0	158	16	0.0	0.0	0.0
Wednesday, August 07, 2013	10:00	0:10	58	71	62	41	-2	3.5	167	17	0.0	0.0	0.0
Wednesday, August 07, 2013	10:10	0:10	62	77	64	48	-1	3.6	159	17	0.0	0.0	0.0
Wednesday, August 07, 2013	10:20	0:10	64	84	67	49	-1	3.0	159	17	0.0	0.2	0.0
Wednesday, August 07, 2013	10:30	0:10	60	79	61	49	-1	3.7	157	17	0.0	1.3	0.0
Wednesday, August 07, 2013	10:40	0:10	62	86	63	48	-1	3.6	145	18	0.0	0.0	0.0
Wednesday, August 07, 2013	10:50	0:10	60	77	63	47	-1	3.7	143	17	0.0	0.0	0.0
Wednesday, August 07, 2013	11:00	0:10	58	74	62	47	-1	3.6	147	17	0.0	0.2	0.0
Wednesday, August 07, 2013	11:10	0:10	60	72	64	48	-1	3.6	144	18	0.0	0.0	0.0
Wednesday, August 07, 2013	11:20	0:10	63	78	65	50	-1	3.6	146	18	0.0	0.9	0.0
Wednesday, August 07, 2013	11:30	0:10	62	75	65	49	-1	3.7	152	18	0.0	1.1	0.0
Wednesday, August 07, 2013	11:40	0:10	62	77	65	47	-1	3.6	151	18	0.2	2.6	0.0
Wednesday, August 07, 2013	11:50	0:10	62	74	66	47	-2	3.9	151	19	0.0	1.9	0.0
Wednesday, August 07, 2013	12:00	0:10	62	78	66	50	-1	3.3	154	19	0.0	0.4	0.0
Wednesday, August 07, 2013	12:10	0:10	60	78	63	47	14	5.1	151	20	0.2	2.4	0.0
Wednesday, August 07, 2013	12:20	0:10	59	73	63	45	109	4.2	158	19	0.2	2.6	0.0
Wednesday, August 07, 2013	12:30	0:10	61	78	64	46	179	5.0	158	20	0.2	2.2	0.0
Wednesday, August 07, 2013	12:40	0:10	61	76	64	47	280	5.6	156	20	0.0	1.5	0.0
Wednesday, August 07, 2013	12:50	0:10	63	76	66	49	201	5.3	156	20	0.4	2.0	0.0
Wednesday, August 07, 2013	13:00	0:10	60	75	64	49	71	4.9	159	20	0.0	1.5	0.0
Wednesday, August 07, 2013	13:10	0:10	60	76	64	50	35	5.6	160	20	0.0	2.2	0.0
Wednesday, August 07, 2013	13:20	0:10	59	79	63	48	-5	5.2	158	20	0.0	1.5	0.0
Wednesday, August 07, 2013	13:30	0:10	61	75	64	49	-3	5.7	154	20	0.4	2.8	0.0
Wednesday, August 07, 2013	13:40	0:10	60	73	64	50	0	6.2	159	20	0.2	2.6	0.0
Wednesday, August 07, 2013	13:50	0:10	60	80	63	50	0	6.7	157	20	0.2	2.0	0.0
Wednesday, August 07, 2013	14:00	0:10	60	75	64	48	0	4.9	160	20	0.4	2.6	0.0
Wednesday, August 07, 2013	14:10	0:10	60	75	64	49	0	4.5	156	21	0.2	3.2	0.0
Wednesday, August 07, 2013	14:20	0:10	63	78	66	49	0	5.2	155	21	0.4	2.2	0.0
Wednesday, August 07, 2013	14:30	0:10	60	76	63	48	0	4.2	155	21	0.0	0.9	0.0
Wednesday, August 07, 2013	14:40	0:10	59	77	62	48	0	5.5	150	21	0.4	3.5	0.0
Wednesday, August 07, 2013	14:50	0:10	61	81	64	48	0	5.0	154	21	0.0	2.0	0.0
Wednesday, August 07, 2013	15:00	0:10	60	75	63	49	0	5.6	155	21	0.4	3.7	0.0
Wednesday, August 07, 2013	15:10	0:10	61	76	64	48	0	5.3	153	21	0.2	1.5	0.0
Wednesday, August 07, 2013	15:20	0:10	62	76	65	49	0	5.2	147	21	0.2	1.9	0.0
Wednesday, August 07, 2013	15:30	0:10	61	76	65	50	0	6.3	151	21	0.2	1.9	0.0
Wednesday, August 07, 2013	15:40	0:10	63	79	65	52	0	6.8	156	21	0.2	1.7	0.0
Wednesday, August 07, 2013	15:50	0:10	61	77	64	50	3	6.5	154	20	0.0	1.5	0.0
Wednesday, August 07, 2013	16:00	0:10	61	78	65	49	-2	6.2	154	21	0.2	1.5	0.0
Wednesday, August 07, 2013	16:10	0:10	63	77	66	52	-5	4.8	153	21	0.2	1.7	0.0
Wednesday, August 07, 2013	16:20	0:10	62	80	65	49	-5	5.7	156	21	0.0	1.3	0.0
Wednesday, August 07, 2013	16:30	0:10	61	79	65	48	-4	6.6	155	21	0.0	1.5	0.0
Wednesday, August 07, 2013	16:40	0:10	63	83	66	51	0	5.1	151	21	0.0	2.2	0.0
Wednesday, August 07, 2013	16:50	0:10	62	76	65	50	22	5.7	157	21	0.2	2.0	0.0
Wednesday, August 07, 2013	17:00	0:10	62	75	66	49	523	7.3	152	21	0.0	1.5	0.0
Wednesday, August 07, 2013	17:10	0:10	63	79	66	51	497	6.8	157	20	0.0	1.9	0.0
Wednesday, August 07, 2013	17:20	0:10	62	75	66	49	232	5.6	156	20	0.0	0.0	0.0
Wednesday, August 07, 2013	17:30	0:10	61	77	65	49	39	4.8	155	20	0.0	0.0	0.0
Wednesday, August 07, 2013	17:40	0:10	61	74	65	49	-4	6.7	153	20	0.0	0.0	0.0
Wednesday, August 07, 2013	17:50	0:10	61	73	65	50	-5	5.7	155	20	0.0	0.0	0.0
Wednesday, August 07, 2013	18:00	0:10	61	74	64	51	-5	6.6	150	19	0.0	0.0	0.0
Wednesday, August 07, 2013	18:10	0:10	60	78	64	49	-4	6.9	152	19	0.0	0.0	0.0

Table A-5: Location 3 Summer Compliance Evaluation

Date	Time	Duration	Leq	Lmax	L(10)	L(90)	WT E2	WT E2	Onsite Met	Onsite Met	Loc. 6	Loc. 6	Loc. 6
	Start Time	(min)	(dBA)	(dBA)	(dBA)	(dBA)	Output (kW)	HH WS (m/s)	WD @ 75m (degrees)	Temp. (°C)	Avg. WS @ 2m (m/s)	Gust WS @ 2m (m/s)	Precip. (mm)
Wednesday, August 07, 2013	18:20	0:10	60	77	63	49	-4	7.1	154	19	0.0	0.0	0.0
Wednesday, August 07, 2013	18:30	0:10	60	76	63	48	63	6.7	157	19	0.0	0.0	0.0
Wednesday, August 07, 2013	18:40	0:10	60	75	64	47	431	7.2	157	19	0.0	0.0	0.0
Wednesday, August 07, 2013	18:50	0:10	61	81	63	47	606	7.4	154	19	0.0	0.0	0.0
Wednesday, August 07, 2013	19:00	0:10	58	73	62	47	537	7.1	150	19	0.0	0.0	0.0
Wednesday, August 07, 2013	19:10	0:10	60	71	64	47	433	6.7	152	18	0.0	0.0	0.0
Wednesday, August 07, 2013	19:20	0:10	61	77	64	47	562	7.3	157	18	0.0	0.0	0.0
Wednesday, August 07, 2013	19:30	0:10	58	72	62	47	392	6.3	162	18	0.0	0.0	0.0
Wednesday, August 07, 2013	19:40	0:10	62	86	63	47	473	6.9	160	18	0.0	0.0	0.0
Wednesday, August 07, 2013	19:50	0:10	57	73	62	47	559	7.3	160	17	0.0	0.0	0.0
Wednesday, August 07, 2013	20:00	0:10	58	74	63	47	403	6.7	157	17	0.0	0.0	0.0
Wednesday, August 07, 2013	20:10	0:10	58	72	62	47	596	7.5	154	17	0.0	0.0	0.0
Wednesday, August 07, 2013	20:20	0:10	58	68	62	47	262	7.0	150	17	0.0	0.0	0.0
Wednesday, August 07, 2013	20:30	0:10	57	69	62	46	-7	5.4	141	16	0.0	0.0	0.0
Wednesday, August 07, 2013	20:40	0:10	56	66	61	46	-5	5.2	143	16	0.0	0.0	0.0
Wednesday, August 07, 2013	20:50	0:10	57	71	61	47	-5	6.7	148	16	0.0	0.0	0.0
Wednesday, August 07, 2013	21:00	0:10	57	68	61	46	-4	7.5	151	16	0.0	0.0	0.0
Wednesday, August 07, 2013	21:10	0:10	58	74	61	46	47	7.9	150	16	0.0	0.0	0.0
Wednesday, August 07, 2013	21:20	0:10	57	78	60	42	599	7.3	154	16	0.0	0.0	0.0
Wednesday, August 07, 2013	21:30	0:10	54	67	59	42	557	7.3	159	16	0.0	0.0	0.0
Wednesday, August 07, 2013	21:40	0:10	55	69	60	43	342	5.9	160	16	0.0	0.0	0.0
Wednesday, August 07, 2013	21:50	0:10	55	69	60	42	356	6.3	160	16	0.0	0.0	0.0
Wednesday, August 07, 2013	22:00	0:10	53	68	58	41	443	6.6	158	16	0.0	0.0	0.0
Wednesday, August 07, 2013	22:10	0:10	56	75	61	42	381	6.2	155	15	0.0	0.0	0.0
Wednesday, August 07, 2013	22:20	0:10	52	67	56	41	385	6.1	156	15	0.0	0.0	0.0
Wednesday, August 07, 2013	22:30	0:10	52	66	57	42	362	6.1	160	15	0.0	0.0	0.0
Wednesday, August 07, 2013	22:40	0:10	57	76	60	42	398	6.5	157	15	0.0	0.0	0.0
Wednesday, August 07, 2013	22:50	0:10	54	75	55	41	419	6.6	154	15	0.0	0.0	0.0
Wednesday, August 07, 2013	23:00	0:10	52	69	55	41	414	6.6	154	15	0.0	0.0	0.0
Wednesday, August 07, 2013	23:10	0:10	49	64	50	41	524	7.2	156	15	0.0	0.0	0.0
Wednesday, August 07, 2013	23:20	0:10	51	67	55	41	217	5.1	161	15	0.0	0.0	0.0
Wednesday, August 07, 2013	23:30	0:10	50	65	52	41	112	4.4	163	15	0.0	0.0	0.0
Wednesday, August 07, 2013	23:40	0:10	50	65	54	41	105	4.3	161	15	0.0	0.0	0.0
Wednesday, August 07, 2013	23:50	0:10	60	69	64	43	231	5.5	166	14	0.0	0.0	0.0
Thursday, August 08, 2013	0:00	0:10	57	69	61	46	397	6.3	163	14	0.0	0.0	0.0
Thursday, August 08, 2013	0:10	0:10	56	67	61	46	140	4.7	160	14	0.0	0.0	0.0
Thursday, August 08, 2013	0:20	0:10	54	73	56	43	255	5.7	160	14	0.0	0.0	0.0
Thursday, August 08, 2013	0:30	0:10	52	70	50	42	245	5.6	164	14	0.0	0.0	0.0
Thursday, August 08, 2013	0:40	0:10	50	70	47	41	214	5.0	161	14	0.0	0.0	0.0
Thursday, August 08, 2013	0:50	0:10	48	68	43	41	285	5.6	162	14	0.0	0.0	0.0
Thursday, August 08, 2013	1:00	0:10	48	66	45	41	180	4.7	162	14	0.0	0.0	0.0
Thursday, August 08, 2013	1:10	0:10	42	50	43	41	19	3.1	163	14	0.0	0.0	0.0
Thursday, August 08, 2013	1:20	0:10	46	65	43	42	57	3.7	163	14	0.0	0.0	0.0
Thursday, August 08, 2013	1:30	0:10	57	77	53	42	62	4.4	161	14	0.0	0.0	0.0
Thursday, August 08, 2013	1:40	0:10	54	77	51	45	199	5.0	153	13	0.0	0.0	0.0
Thursday, August 08, 2013	1:50	0:10	45	60	46	43	294	5.6	152	13	0.0	0.0	0.0
Thursday, August 08, 2013	2:00	0:10	48	65	46	42	-2	7.7	155	13	0.0	0.0	0.0
Thursday, August 08, 2013	2:10	0:10	43	62	42	41	-4	6.0	160	13	0.0	0.0	0.0
Thursday, August 08, 2013	2:20	0:10	49	72	44	41	-4	5.7	158	13	0.0	0.0	0.0
Thursday, August 08, 2013	2:30	0:10	44	47	45	42	-4	7.8	157	13	0.0	0.0	0.0
Thursday, August 08, 2013	2:40	0:10	54	77	45	44	-4	7.3	154	13	0.0	0.0	0.0
Thursday, August 08, 2013	2:50	0:10	52	74	48	42	-4	7.1	153	13	0.0	0.0	0.0
Thursday, August 08, 2013	3:00	0:10	44	45	44	42	481	6.7	150	13	0.0	0.0	0.0
Thursday, August 08, 2013	3:10	0:10	54	77	46	42	465	6.7	150	13	0.0	0.0	0.0
Thursday, August 08, 2013	3:20	0:10	53	74	48	42	609	7.3	149	13	0.0	0.0	0.0
Thursday, August 08, 2013	3:30	0:10	53	75	43	42	380	6.2	151	13	0.0	0.0	0.0
Thursday, August 08, 2013	3:40	0:10	42	45	43	42	188	5.1	153	13	0.0	0.0	0.0
Thursday, August 08, 2013	3:50	0:10	47	66	45	42	62	3.5	153	13	0.0	0.0	0.0
Thursday, August 08, 2013	4:00	0:10	49	70	45	42	166	4.8	160	13	0.0	0.0	0.0
Thursday, August 08, 2013	4:10	0:10	49	68	47	42	68	4.4	157	13	0.0	0.0	0.0
Thursday, August 08, 2013	4:20	0:10	57	76	56	44	19	4.8	155	13	0.0	0.0	0.0
Thursday, August 08, 2013	4:30	0:10	57	76	58	43	64	3.9	154	13	0.0	0.0	0.0
Thursday, August 08, 2013	4:40	0:10	57	77	58	42	177	5.1	155	14	0.0	0.0	0.0
Thursday, August 08, 2013	4:50	0:10	50	68	49	41	117	4.3	158	14	0.0	0.0	0.0
Thursday, August 08, 2013	5:00	0:10	58	76	60	42	12	3.6	162	14	0.0	0.0	0.0
Thursday, August 08, 2013	5:10	0:10	56	73	60	42	-7	2.9	166	14	0.0	0.0	0.0
Thursday, August 08, 2013	5:20	0:10	61	81	63	41	-4	3.9	162	14	0.0	0.0	0.0
Thursday, August 08, 2013	5:30	0:10	56	71	61	42	47	4.3	165	14	0.0	0.0	0.0
Thursday, August 08, 2013	5:40	0:10	60	79	64	44	-5	1.3	174	14	0.0	0.0	0.0
Thursday, August 08, 2013	5:50	0:10	61	76	64	42	-4	1.7	170	14	0.0	0.0	0.0
Thursday, August 08, 2013	6:00	0:10	60	77	64	45	-5	3.5	172	14	0.0	0.0	0.0
Thursday, August 08, 2013	6:10	0:10	59	72	63	42	-4	3.0	174	14	0.0	0.0	0.0
Thursday, August 08, 2013	6:20	0:10	60	75	65	42	-4	3.4	166	14	0.0	0.0	0.0
Thursday, August 08, 2013	6:30	0:10	61	77	65	42	-5	4.5	168	14	0.0	0.0	0.0
Thursday, August 08, 2013	6:40	0:10	61	81	64	47	-2	4.1	168	14	0.0	0.0	0.0
Thursday, August 08, 2013	6:50	0:10	64	80	66	45	0	4.5	168	14	0.0	0.0	0.0
Thursday, August 08, 2013	7:00	0:10	62	78	65	43	-1	3.5	170	14	0.0	0.0	0.0
Thursday, August 08, 2013	7:10	0:10	62	76	67	45	-1	3.8	171	14	0.0	0.0	0.0
Thursday, August 08, 2013	7:20	0:10	59	74	64	42	-1	3.6	165	14	0.0	0.0	0.0
Thursday, August 08, 2013	7:30	0:10	61	73	65	40	-1	3.7	165	14	0.0	0.0	0.0
Thursday, August 08, 2013	7:40	0:10	60	71	64	42	-1	3.6	168	14	0.0	0.0	0.0
Thursday, August 08, 2013	7:50	0:10	60	78	64	42	-1	3.3	171	14	0.0	0.0	0.0
Thursday, August 08, 2013	8:00	0:10	60	72	64	41	-1	3.5	178	15	0.0	0.0	0.0
Thursday, August 08, 2013	8:10	0:10	60	75	65	41	-1	3.9	187	15	0.0	0.0	0.0
Thursday, August 08, 2013	8:20	0:10	61	75	65	43	-1	3.7	185	15	0.0	0.0	0.0
Thursday, August 08, 2013	8:30	0:10	61	79	65	39	-1	3.7	180	15	0.0	0.0	0.0
Thursday, August 08, 2013	8:40	0:10	61	76	65	40	0	4.0	182	15	0.0	0.0	0.0
Thursday, August 08, 2013	8:50	0:10	62	76	66	44	-1	3.1	187	16	0.0	0.0	0.0
Thursday, August 08, 2013	9:00	0:10	61	77	65	47	0	2.2	202	15	0.0	0.0	0.0
Thursday, August 08, 2013	9:10	0:10	60	74	64	47	0	1.6	194	15	0.0	0.0	0.0
Thursday, August 08, 2013	9:20	0:10	62	75	66	47	0	2.3	191	16	0.0	0.0	0.0

Table A-5: Location 3 Summer Compliance Evaluation

Date	Time	Duration	Leq	Lmax	L(10)	L(90)	WT E2	WT E2	Onsite Met	Onsite Met	Loc. 6	Loc. 6	Loc. 6
	Start Time	(min)	(dBA)	(dBA)	(dBA)	(dBA)	Output (kW)	HH WS (m/s)	WD @ 75m (degrees)	Temp. (°C)	Avg. WS @ 2m (m/s)	Gust WS @ 2m (m/s)	Precip. (mm)
Thursday, August 08, 2013	9:30	0:10	61	76	66	48	-1	2.9	192	16	0.0	0.0	0.0
Thursday, August 08, 2013	9:40	0:10	62	76	66	47	0	2.6	197	16	0.0	0.0	0.0
Thursday, August 08, 2013	9:50	0:10	63	80	66	44	-1	2.6	193	16	0.0	0.0	0.0
Thursday, August 08, 2013	10:00	0:10	62	83	65	47	0	2.6	187	16	0.0	0.0	0.0
Thursday, August 08, 2013	10:10	0:10	64	84	66	46	0	2.7	194	16	0.0	0.0	0.0
Thursday, August 08, 2013	10:20	0:10	62	77	66	47	-1	2.4	196	17	0.0	0.0	0.0
Thursday, August 08, 2013	10:30	0:10	64	79	67	50	-1	2.2	194	17	0.0	0.0	0.0
Thursday, August 08, 2013	10:40	0:10	61	75	65	50	0	2.4	198	17	0.0	0.0	0.0
Thursday, August 08, 2013	10:50	0:10	61	76	65	50	-1	2.3	198	18	0.0	0.0	0.0
Thursday, August 08, 2013	11:00	0:10	61	74	66	50	0	2.3	197	18	0.0	0.0	0.0
Thursday, August 08, 2013	11:10	0:10	60	73	64	47	-1	2.4	200	19	0.0	0.0	0.0
Thursday, August 08, 2013	11:20	0:10	61	77	65	48	0	1.2	211	19	0.0	0.0	0.0
Thursday, August 08, 2013	11:30	0:10	60	72	65	47	-1	0.7	211	19	0.0	0.0	0.0
Thursday, August 08, 2013	11:40	0:10	61	75	65	48	-1	0.7	210	19	0.0	0.0	0.0
Thursday, August 08, 2013	11:50	0:10	60	73	64	48	-1	1.1	212	19	0.0	0.0	0.0
Thursday, August 08, 2013	12:00	0:10	61	73	65	48	-1	2.0	210	20	0.0	0.0	0.0
Thursday, August 08, 2013	12:10	0:10	62	78	65	48	-1	2.9	212	21	0.0	1.7	0.0
Thursday, August 08, 2013	12:20	0:10	63	81	65	48	0	2.1	206	22	0.0	0.7	0.0
Thursday, August 08, 2013	12:30	0:10	61	77	64	48	-2	3.0	186	21	0.0	0.0	0.0
Thursday, August 08, 2013	12:40	0:10	59	71	64	48	-4	2.8	187	21	0.0	0.6	0.0
Thursday, August 08, 2013	12:50	0:10	62	82	64	49	-7	3.9	178	21	0.0	0.0	0.0
Thursday, August 08, 2013	13:00	0:10	62	75	65	49	-4	4.8	150	21	0.0	0.9	0.0
Thursday, August 08, 2013	13:10	0:10	62	77	66	50	-5	4.0	151	21	0.0	0.4	0.0
Thursday, August 08, 2013	13:20	0:10	60	77	63	47	-5	3.8	146	21	0.0	1.3	0.0
Thursday, August 08, 2013	13:30	0:10	57	66	62	47	-4	3.8	147	22	0.0	2.6	0.0
Thursday, August 08, 2013	13:40	0:10	62	79	65	49	-3	3.9	153	22	0.0	1.9	0.0
Thursday, August 08, 2013	13:50	0:10	60	75	64	50	-1	2.7	159	22	0.0	0.0	0.0
Thursday, August 08, 2013	14:00	0:10	63	77	66	50	-2	3.3	154	23	0.0	0.0	0.0
Thursday, August 08, 2013	14:10	0:10	64	80	67	52	-1	4.0	158	23	0.0	0.0	0.0
Thursday, August 08, 2013	14:20	0:10	62	76	65	51	-1	3.3	163	23	0.2	2.0	0.0
Thursday, August 08, 2013	14:30	0:10	62	75	65	51	-2	2.8	159	23	0.0	0.0	0.0
Thursday, August 08, 2013	14:40	0:10	62	77	66	51	3	2.5	170	23	0.0	0.0	0.0
Thursday, August 08, 2013	14:50	0:10	62	78	65	52	-3	2.9	175	24	0.0	0.0	0.0
Thursday, August 08, 2013	15:00	0:10	60	74	64	50	-5	1.9	168	23	0.0	0.0	0.0
Thursday, August 08, 2013	15:10	0:10	61	75	65	52	3	2.6	172	24	0.0	0.0	0.0
Thursday, August 08, 2013	15:20	0:10	62	76	65	52	21	3.0	163	23	0.0	0.0	0.0
Thursday, August 08, 2013	15:30	0:10	63	83	66	53	9	3.0	174	23	0.0	0.0	0.0
Thursday, August 08, 2013	15:40	0:10	63	75	66	54	22	4.1	198	23	0.0	0.0	0.0
Thursday, August 08, 2013	15:50	0:10	62	77	65	53	303	6.0	200	23	0.0	0.4	0.0
Thursday, August 08, 2013	16:00	0:10	62	73	65	54	212	5.5	187	23	0.0	0.0	0.0
Thursday, August 08, 2013	16:10	0:10	62	78	66	52	23	3.8	182	23	0.0	0.0	0.0
Thursday, August 08, 2013	16:20	0:10	63	77	66	51	62	4.2	184	23	0.0	0.0	0.0
Thursday, August 08, 2013	16:30	0:10	63	75	67	54	286	5.7	186	22	0.0	0.0	0.0
Thursday, August 08, 2013	16:40	0:10	62	73	65	51	145	4.6	177	23	0.0	0.0	0.0
Thursday, August 08, 2013	16:50	0:10	63	79	66	52	35	4.2	179	24	0.0	0.2	0.0
Thursday, August 08, 2013	17:00	0:10	61	72	64	51	69	4.2	175	23	0.0	0.0	0.0
Thursday, August 08, 2013	17:10	0:10	62	74	65	53	2	3.5	167	22	0.0	2.0	0.0
Thursday, August 08, 2013	17:20	0:10	61	73	65	51	21	3.3	160	22	0.0	0.0	0.0
Thursday, August 08, 2013	17:30	0:10	63	81	66	52	59	3.7	171	23	0.0	0.0	0.0
Thursday, August 08, 2013	17:40	0:10	63	75	66	53	139	4.7	177	23	0.0	0.0	0.0
Thursday, August 08, 2013	17:50	0:10	60	77	64	51	125	4.4	178	22	0.0	0.0	0.0
Thursday, August 08, 2013	18:00	0:10	61	77	65	51	59	3.9	174	22	0.0	1.7	0.0
Thursday, August 08, 2013	18:10	0:10	60	75	64	52	-6	3.5	173	22	0.0	0.0	0.0
Thursday, August 08, 2013	18:20	0:10	61	75	64	52	86	4.6	176	21	0.0	0.0	0.0
Thursday, August 08, 2013	18:30	0:10	60	72	64	51	102	4.4	179	21	0.0	0.0	0.0
Thursday, August 08, 2013	18:40	0:10	62	79	66	51	147	4.5	171	21	0.0	0.0	0.0
Thursday, August 08, 2013	18:50	0:10	61	79	64	50	229	5.2	168	21	0.0	0.0	0.0
Thursday, August 08, 2013	19:00	0:10	59	70	63	51	141	4.5	173	21	0.0	0.0	0.0
Thursday, August 08, 2013	19:10	0:10	60	77	63	51	93	4.3	186	21	0.0	0.0	0.0
Thursday, August 08, 2013	19:20	0:10	59	70	63	51	80	4.0	177	21	0.0	0.0	0.0
Thursday, August 08, 2013	19:30	0:10	60	77	64	51	99	4.3	182	21	0.0	0.0	0.0
Thursday, August 08, 2013	19:40	0:10	61	77	64	50	206	5.2	184	21	0.0	0.0	0.0
Thursday, August 08, 2013	19:50	0:10	59	76	63	50	289	5.8	182	21	0.0	0.0	0.0
Thursday, August 08, 2013	20:00	0:10	57	66	62	50	274	5.8	187	20	0.0	0.0	0.0
Thursday, August 08, 2013	20:10	0:10	59	69	63	50	180	5.2	194	20	0.0	0.0	0.0
Thursday, August 08, 2013	20:20	0:10	59	74	64	49	182	5.4	189	20	0.0	0.0	0.0
Thursday, August 08, 2013	20:30	0:10	59	70	63	51	226	5.7	186	20	0.0	0.0	0.0
Thursday, August 08, 2013	20:40	0:10	58	71	63	48	191	5.4	186	20	0.0	0.0	0.0
Thursday, August 08, 2013	20:50	0:10	58	71	63	46	228	5.9	182	20	0.0	0.0	0.0
Thursday, August 08, 2013	21:00	0:10	57	69	61	46	340	6.5	188	20	0.0	0.0	0.0
Thursday, August 08, 2013	21:10	0:10	56	69	60	47	543	7.3	191	20	0.0	0.0	0.0
Thursday, August 08, 2013	21:20	0:10	57	79	60	46	562	7.5	198	20	0.0	0.0	0.0
Thursday, August 08, 2013	21:30	0:10	58	77	62	47	190	5.2	198	20	0.0	0.0	0.0
Thursday, August 08, 2013	21:40	0:10	56	70	60	47	165	5.4	197	20	0.0	0.0	0.0
Thursday, August 08, 2013	21:50	0:10	57	72	61	48	262	5.9	194	20	0.0	0.0	0.0
Thursday, August 08, 2013	22:00	0:10	56	67	61	46	371	6.6	199	20	0.0	0.0	0.0
Thursday, August 08, 2013	22:10	0:10	55	66	60	47	286	6.1	208	20	0.0	0.0	0.0
Thursday, August 08, 2013	22:20	0:10	55	66	60	46	135	4.7	210	20	0.0	0.0	0.0
Thursday, August 08, 2013	22:30	0:10	54	71	58	47	94	4.7	207	19	0.0	0.0	0.0
Thursday, August 08, 2013	22:40	0:10	55	69	60	46	109	4.8	206	19	0.0	0.0	0.0
Thursday, August 08, 2013	22:50	0:10	52	74	51	45	70	4.3	204	19	0.0	0.0	0.0
Thursday, August 08, 2013	23:00	0:10	53	69	55	47	125	4.9	197	19	0.0	0.0	0.0
Thursday, August 08, 2013	23:10	0:10	53	70	55	48	-10	1.9	195	19	0.0	0.0	0.0
Thursday, August 08, 2013	23:20	0:10	55	70	59	47	31	3.5	195	19	0.0	0.0	0.0
Thursday, August 08, 2013	23:30	0:10	54	69	58	48	63	4.5	182	19	0.0	0.0	0.0
Thursday, August 08, 2013	23:40	0:10	52	69	51	47	3	3.4	179	19	0.0	0.0	0.0
Thursday, August 08, 2013	23:50	0:10	50	65	49	46	-1	3.2	185	20	0.0	0.0	0.0
Friday, August 09, 2013	0:00	0:10	49	63	49	45	16	3.3	181	19	0.0	0.0	0.0
Friday, August 09, 2013	0:10	0:10	50	64	50	45	9	3.8	183	19	0.0	0.0	0.0
Friday, August 09, 2013	0:20	0:10	49	61	49	46	116	4.7	180	19	0.0	0.0	0.0
Friday, August 09, 2013	0:30	0:10	49	67	48	46	103	4.2	177	19	0.0	0.0	0.0

Table A-5: Location 3 Summer Compliance Evaluation

Date	Time	Duration	Leq	Lmax	L(10)	L(90)	WT E2	WT E2	Onsite Met	Onsite Met	Loc. 6	Loc. 6	Loc. 6
	Start Time	(min)	(dBA)	(dBA)	(dBA)	(dBA)	Output (kW)	HH WS (m/s)	WD @ 75m (degrees)	Temp. (°C)	Avg. WS @ 2m (m/s)	Gust WS @ 2m (m/s)	Precip. (mm)
Friday, August 09, 2013	0:40	0:10	50	65	50	46	85	4.3	177	19	0.0	0.0	0.0
Friday, August 09, 2013	0:50	0:10	53	75	51	46	43	3.7	177	19	0.0	0.0	0.0
Friday, August 09, 2013	1:00	0:10	52	73	49	46	8	3.0	183	19	0.0	0.0	0.0
Friday, August 09, 2013	1:10	0:10	50	65	49	47	-7	2.7	185	19	0.0	0.0	0.0
Friday, August 09, 2013	1:20	0:10	53	73	50	47	9	3.2	169	19	0.0	0.0	0.0
Friday, August 09, 2013	1:30	0:10	49	63	48	47	51	3.5	165	19	0.0	0.0	0.0
Friday, August 09, 2013	1:40	0:10	46	51	47	44	53	3.9	172	19	0.0	0.0	0.0
Friday, August 09, 2013	1:50	0:10	52	71	50	45	70	4.2	171	19	0.0	0.0	0.0
Friday, August 09, 2013	2:00	0:10	47	62	46	45	-4	6.0	176	19	0.0	0.0	0.0
Friday, August 09, 2013	2:10	0:10	47	62	47	45	-4	6.8	179	19	0.0	0.0	0.0
Friday, August 09, 2013	2:20	0:10	49	68	46	45	-4	4.8	178	19	0.0	0.0	0.0
Friday, August 09, 2013	2:30	0:10	45	48	46	44	-4	4.2	176	19	0.0	0.0	0.0
Friday, August 09, 2013	2:40	0:10	50	68	48	45	-4	4.0	175	19	0.0	0.0	0.0
Friday, August 09, 2013	2:50	0:10	54	75	48	45	-4	6.1	171	19	0.0	0.0	0.0
Friday, August 09, 2013	3:00	0:10	46	50	47	45	130	5.2	167	19	0.0	0.0	0.0
Friday, August 09, 2013	3:10	0:10	53	76	48	46	244	5.6	165	19	0.0	0.0	0.0
Friday, August 09, 2013	3:20	0:10	48	66	47	45	194	5.1	163	19	0.0	0.0	0.0
Friday, August 09, 2013	3:30	0:10	53	74	47	44	186	4.8	163	19	0.0	0.0	0.0
Friday, August 09, 2013	3:40	0:10	51	72	47	45	312	5.9	168	19	0.0	0.0	0.0
Friday, August 09, 2013	3:50	0:10	51	72	49	45	184	4.9	162	19	0.0	0.0	0.0
Friday, August 09, 2013	4:00	0:10	51	72	47	45	145	4.4	165	19	0.0	0.0	0.0
Friday, August 09, 2013	4:10	0:10	61	92	57	45	292	5.9	174	19	0.0	0.0	0.0
Friday, August 09, 2013	4:20	0:10	52	78	53	45	391	6.5	179	19	0.0	0.2	0.0
Friday, August 09, 2013	4:30	0:10	53	68	55	46	621	7.5	178	19	0.0	0.0	0.0
Friday, August 09, 2013	4:40	0:10	56	76	53	46	770	8.2	187	19	0.0	0.0	0.0
Friday, August 09, 2013	4:50	0:10	55	71	57	46	946	8.7	187	19	0.0	0.4	0.0
Friday, August 09, 2013	5:00	0:10	57	75	60	45	829	8.6	188	19	0.0	0.0	0.0
Friday, August 09, 2013	5:10	0:10	58	74	60	45	789	8.5	196	19	0.0	0.0	0.3
Friday, August 09, 2013	5:20	0:10	60	78	64	48	934	8.9	196	19	0.0	0.0	0.0
Friday, August 09, 2013	5:30	0:10	63	81	65	47	836	8.6	198	19	0.0	0.0	0.5
Friday, August 09, 2013	5:40	0:10	60	75	65	45	870	8.6	197	19	0.0	0.0	0.0
Friday, August 09, 2013	5:50	0:10	61	79	64	45	786	8.3	202	19	0.0	0.0	0.0
Friday, August 09, 2013	6:00	0:10	57	73	61	43	437	6.9	192	19	0.0	0.0	0.0
Friday, August 09, 2013	6:10	0:10	63	82	66	48	583	7.8	188	19	0.0	0.0	0.0
Friday, August 09, 2013	6:20	0:10	61	77	65	48	856	8.5	194	19	0.0	0.0	0.0
Friday, August 09, 2013	6:30	0:10	62	78	65	48	630	7.7	194	19	0.0	0.0	0.0
Friday, August 09, 2013	6:40	0:10	63	79	66	50	587	7.5	195	19	0.0	0.0	0.0
Friday, August 09, 2013	6:50	0:10	61	75	66	47	423	6.8	195	19	0.0	0.0	0.0
Friday, August 09, 2013	7:00	0:10	64	82	66	45	504	7.5	183	19	0.0	0.0	0.0
Friday, August 09, 2013	7:10	0:10	60	72	65	46	475	6.7	179	19	0.0	0.0	0.0
Friday, August 09, 2013	7:20	0:10	62	77	66	45	736	8.1	185	19	0.0	0.0	0.0
Friday, August 09, 2013	7:30	0:10	62	76	66	51	972	9.0	186	19	0.0	0.0	0.0
Friday, August 09, 2013	7:40	0:10	62	74	66	50	993	8.7	194	19	0.0	0.0	0.0
Friday, August 09, 2013	7:50	0:10	63	76	66	51	871	8.7	198	19	0.0	0.0	0.3
Friday, August 09, 2013	8:00	0:10	62	76	66	52	789	8.4	202	19	0.0	0.0	0.0
Friday, August 09, 2013	8:10	0:10	63	79	67	50	723	8.3	203	19	0.0	0.0	0.3
Friday, August 09, 2013	8:20	0:10	62	76	65	50	516	7.6	190	19	0.0	0.0	0.0
Friday, August 09, 2013	8:30	0:10	64	78	68	52	701	8.4	191	19	0.0	0.0	0.0
Friday, August 09, 2013	8:40	0:10	63	77	67	52	809	8.1	195	19	0.0	0.0	0.3
Friday, August 09, 2013	8:50	0:10	62	79	66	49	817	8.3	200	19	0.0	1.3	0.0
Friday, August 09, 2013	9:00	0:10	64	78	68	48	807	8.5	194	19	0.0	0.0	0.0
Friday, August 09, 2013	9:10	0:10	63	77	67	49	456	7.2	190	19	0.0	0.0	0.0
Friday, August 09, 2013	9:20	0:10	62	74	66	48	307	5.9	186	19	0.0	0.0	0.0
Friday, August 09, 2013	9:30	0:10	64	78	67	49	417	6.7	190	19	0.0	0.2	0.0
Friday, August 09, 2013	9:40	0:10	64	80	68	49	743	8.1	195	19	0.0	0.0	0.0
Friday, August 09, 2013	9:50	0:10	69	90	68	50	737	8.1	195	19	0.0	0.4	0.0
Friday, August 09, 2013	10:00	0:10	63	78	67	51	661	7.7	187	19	0.0	0.0	0.0
Friday, August 09, 2013	10:10	0:10	64	80	68	54	612	7.3	185	19	0.0	0.2	0.3
Friday, August 09, 2013	10:20	0:10	65	78	68	54	192	5.1	183	19	0.0	1.5	0.0
Friday, August 09, 2013	10:30	0:10	65	77	69	52	311	5.9	177	19	0.0	1.5	0.0
Friday, August 09, 2013	10:40	0:10	68	95	70	53	876	8.3	179	19	0.0	0.6	0.3
Friday, August 09, 2013	10:50	0:10	62	74	66	52	624	7.2	184	19	0.0	0.0	0.0
Friday, August 09, 2013	11:00	0:10	65	77	68	52	840	8.2	183	18	0.0	0.0	0.0
Friday, August 09, 2013	11:10	0:10	63	77	67	51	267	5.5	182	18	0.0	1.9	0.0
Friday, August 09, 2013	11:20	0:10	64	78	68	51	157	4.9	176	18	0.0	1.3	0.0
Friday, August 09, 2013	11:30	0:10	63	75	67	50	480	6.6	178	18	0.0	1.9	0.0
Friday, August 09, 2013	11:40	0:10	64	83	66	53	556	7.1	176	18	0.0	0.4	0.0
Friday, August 09, 2013	11:50	0:10	64	80	67	52	215	5.0	173	18	0.0	0.0	0.0
Friday, August 09, 2013	12:00	0:10	64	83	66	52	151	6.4	169	18	0.0	0.0	0.0
Friday, August 09, 2013	12:10	0:10	62	76	66	50	214	5.3	169	18	0.0	0.0	0.0
Friday, August 09, 2013	12:20	0:10	62	76	65	52	231	5.3	165	18	0.0	0.0	0.0
Friday, August 09, 2013	12:30	0:10	62	76	65	50	258	5.3	168	18	0.0	0.0	0.0
Friday, August 09, 2013	12:40	0:10	64	80	67	50	344	5.8	172	18	0.0	0.0	0.3
Friday, August 09, 2013	12:50	0:10	62	78	66	51	191	5.0	173	18	0.0	0.0	0.0
Friday, August 09, 2013	13:00	0:10	62	73	65	51	99	4.3	175	18	0.0	0.0	0.3
Friday, August 09, 2013	13:10	0:10	63	76	66	50	65	4.1	172	18	0.0	0.0	0.0
Friday, August 09, 2013	13:20	0:10	63	75	67	52	51	3.8	172	18	0.0	0.0	0.0
Friday, August 09, 2013	13:30	0:10	63	79	67	51	256	5.8	178	18	0.0	0.0	0.0
Friday, August 09, 2013	13:40	0:10	63	76	67	52	382	6.5	183	18	0.0	0.0	0.0
Friday, August 09, 2013	13:50	0:10	65	77	69	53	178	5.6	187	19	0.0	0.0	0.0
Friday, August 09, 2013	14:00	0:10	63	76	66	51	-4	5.4	184	19	0.0	0.0	0.0
Friday, August 09, 2013	14:10	0:10	62	76	66	51	-4	4.5	189	19	0.0	0.0	0.0
Friday, August 09, 2013	14:20	0:10	63	78	66	51	-4	5.5	187	19	0.0	0.0	0.0
Friday, August 09, 2013	14:30	0:10	63	79	66	52	-4	4.9	189	19	0.0	0.0	0.5
Friday, August 09, 2013	14:40	0:10	65	78	68	57	-4	5.1	185	19	0.0	0.0	0.3
Friday, August 09, 2013	14:50	0:10	63	74	67	51	-2	5.6	183	19	0.0	0.0	0.0
Friday, August 09, 2013	15:00	0:10	64	78	68	53	80	5.6	180	19	0.0	0.0	0.5
Friday, August 09, 2013	15:10	0:10	65	77	68	56	43	4.1	194	19	0.0	0.0	0.0
Friday, August 09, 2013	15:20	0:10	64	75	67	55	16	3.7	180	19	0.0	0.0	0.0
Friday, August 09, 2013	15:30	0:10	64	82	67	52	81	4.7	181	19	0.0	0.0	0.3
Friday, August 09, 2013	15:40	0:10	65	77	68	54	268	5.5	177	19	0.0	0.0	0.0

Table A-5: Location 3 Summer Compliance Evaluation

Date	Time	Duration	Leq	Lmax	L(10)	L(90)	WT E2	WT E2	Onsite Met	Onsite Met	Loc. 6	Loc. 6	Loc. 6
	Start Time	(min)	(dBA)	(dBA)	(dBA)	(dBA)	Output (kW)	HH WS (m/s)	WD @ 75m (degrees)	Temp. (°C)	Avg. WS @ 2m (m/s)	Gust WS @ 2m (m/s)	Precip. (mm)
Friday, August 09, 2013	15:50	0:10	63	80	67	52	134	4.8	189	19	0.0	0.0	1.5
Friday, August 09, 2013	16:00	0:10	63	72	67	53	554	7.4	193	19	0.0	0.0	0.3
Friday, August 09, 2013	16:10	0:10	63	74	67	53	473	7.3	193	19	0.0	0.0	0.3
Friday, August 09, 2013	16:20	0:10	63	71	67	54	349	6.2	193	19	0.0	0.0	0.0
Friday, August 09, 2013	16:30	0:10	64	72	68	54	279	5.8	194	19	0.0	0.0	0.3
Friday, August 09, 2013	16:40	0:10	64	75	67	53	174	5.3	194	19	0.0	0.0	0.0
Friday, August 09, 2013	16:50	0:10	64	73	68	52	57	3.7	219	19	0.0	1.1	0.0
Friday, August 09, 2013	17:00	0:10	64	76	68	54	2	2.9	284	19	0.2	1.3	0.0
Friday, August 09, 2013	17:10	0:10	64	73	68	53	-5	1.9	298	19	0.0	0.0	0.0
Friday, August 09, 2013	17:20	0:10	64	78	68	53	-5	0.6	305	19	0.0	0.4	0.0
Friday, August 09, 2013	17:30	0:10	63	78	67	52	-4	1.1	309	20	0.0	0.7	0.0
Friday, August 09, 2013	17:40	0:10	63	74	67	51	26	3.3	297	19	0.2	1.3	0.0
Friday, August 09, 2013	17:50	0:10	63	75	67	50	109	4.7	303	19	0.2	1.5	0.0
Friday, August 09, 2013	18:00	0:10	62	79	65	49	150	5.1	311	19	0.4	2.0	0.0
Friday, August 09, 2013	18:10	0:10	62	76	66	51	164	5.1	318	19	0.0	0.6	0.0
Friday, August 09, 2013	18:20	0:10	63	82	66	53	89	4.1	326	19	0.0	0.2	0.0
Friday, August 09, 2013	18:30	0:10	62	71	66	53	212	5.4	309	19	0.2	1.9	0.0
Friday, August 09, 2013	18:40	0:10	66	91	66	53	405	6.8	308	19	0.0	1.7	0.0
Friday, August 09, 2013	18:50	0:10	62	72	66	53	401	6.7	306	19	0.0	0.0	0.0
Friday, August 09, 2013	19:00	0:10	62	81	65	51	658	7.9	302	19	0.0	0.6	0.0
Friday, August 09, 2013	19:10	0:10	60	76	65	49	497	7.1	310	19	0.0	0.9	0.0
Friday, August 09, 2013	19:20	0:10	62	73	66	52	451	6.8	307	19	0.0	0.6	0.0
Friday, August 09, 2013	19:30	0:10	61	73	65	50	268	6.0	310	19	0.0	0.0	0.0
Friday, August 09, 2013	19:40	0:10	60	69	64	50	237	5.8	311	19	0.0	0.2	0.0
Friday, August 09, 2013	19:50	0:10	60	70	64	50	313	6.3	324	19	0.0	0.0	0.0
Friday, August 09, 2013	20:00	0:10	62	72	66	51	316	6.2	323	19	0.0	0.0	0.0
Friday, August 09, 2013	20:10	0:10	60	73	65	50	414	6.8	330	18	0.0	0.0	0.0
Friday, August 09, 2013	20:20	0:10	60	73	65	50	273	6.1	343	18	0.0	0.0	0.0
Friday, August 09, 2013	20:30	0:10	60	71	64	50	175	5.3	343	18	0.0	0.4	0.0
Friday, August 09, 2013	20:40	0:10	60	70	64	50	204	5.5	328	18	0.0	0.0	0.0
Friday, August 09, 2013	20:50	0:10	60	74	65	50	173	5.3	323	18	0.0	0.0	0.0
Friday, August 09, 2013	21:00	0:10	60	74	64	50	217	5.7	320	18	0.0	0.0	0.0
Friday, August 09, 2013	21:10	0:10	59	70	64	51	288	6.2	314	18	0.0	0.0	0.0
Friday, August 09, 2013	21:20	0:10	60	79	64	51	309	6.2	308	18	0.0	0.0	0.0
Friday, August 09, 2013	21:30	0:10	58	69	62	53	285	6.2	299	18	0.0	0.0	0.0
Friday, August 09, 2013	21:40	0:10	59	72	62	52	410	6.8	291	18	0.0	0.0	0.0
Friday, August 09, 2013	21:50	0:10	58	70	63	52	543	7.4	292	18	0.0	0.0	0.0
Friday, August 09, 2013	22:00	0:10	59	70	63	52	560	7.6	291	18	0.0	0.0	0.0
Friday, August 09, 2013	22:10	0:10	60	74	64	52	485	7.2	295	18	0.0	0.0	0.0
Friday, August 09, 2013	22:20	0:10	58	70	62	52	467	7.1	296	18	0.0	0.0	0.0
Friday, August 09, 2013	22:30	0:10	60	84	63	52	532	7.4	287	18	0.0	0.0	0.0
Friday, August 09, 2013	22:40	0:10	61	78	64	58	523	7.4	275	18	0.0	0.0	0.0
Friday, August 09, 2013	22:50	0:10	62	88	64	52	888	8.7	274	18	0.0	1.3	0.0
Friday, August 09, 2013	23:00	0:10	57	72	62	48	739	8.2	273	18	0.0	0.4	0.0
Friday, August 09, 2013	23:10	0:10	54	69	57	48	549	7.3	270	18	0.0	0.6	0.0
Friday, August 09, 2013	23:20	0:10	54	68	58	48	505	7.1	272	18	0.0	1.5	0.0
Friday, August 09, 2013	23:30	0:10	53	68	54	47	710	8.0	271	18	0.0	1.1	0.0
Friday, August 09, 2013	23:40	0:10	53	70	56	47	777	8.4	272	18	0.2	1.9	0.0
Friday, August 09, 2013	23:50	0:10	54	67	59	47	1037	9.0	271	18	0.6	2.4	0.0
Saturday, August 10, 2013	0:00	0:10	57	76	61	47	947	8.7	272	18	0.2	1.9	0.0
Saturday, August 10, 2013	0:10	0:10	54	75	51	46	882	8.5	271	18	0.6	4.1	0.0
Saturday, August 10, 2013	0:20	0:10	52	67	54	46	686	7.8	273	18	0.6	3.2	0.0
Saturday, August 10, 2013	0:30	0:10	53	68	56	45	1070	8.9	279	18	0.7	2.8	0.0
Saturday, August 10, 2013	0:40	0:10	52	71	50	45	1380	9.9	282	18	0.4	2.6	0.0
Saturday, August 10, 2013	0:50	0:10	50	67	49	45	1769	11.2	280	18	0.6	3.9	0.0
Saturday, August 10, 2013	1:00	0:10	49	67	47	45	1830	11.6	276	18	0.0	2.2	0.0
Saturday, August 10, 2013	1:10	0:10	50	72	47	45	1689	10.8	275	18	0.0	0.4	0.0
Saturday, August 10, 2013	1:20	0:10	49	65	47	45	1712	10.9	277	18	0.0	0.7	0.0
Saturday, August 10, 2013	1:30	0:10	52	73	49	44	1705	11.0	277	18	0.0	0.4	0.0
Saturday, August 10, 2013	1:40	0:10	51	65	52	45	1485	10.3	275	18	0.0	2.0	0.0
Saturday, August 10, 2013	1:50	0:10	48	64	49	46	1741	10.9	276	18	0.2	2.4	0.0
Saturday, August 10, 2013	2:00	0:10	48	64	49	45	240	11.0	275	18	0.0	0.4	0.0
Saturday, August 10, 2013	2:10	0:10	49	65	50	47	-4	11.4	276	18	0.0	0.4	0.0
Saturday, August 10, 2013	2:20	0:10	50	51	50	49	-4	11.6	275	18	0.2	3.2	0.0
Saturday, August 10, 2013	2:30	0:10	56	76	50	46	-4	12.8	274	18	0.4	3.7	0.0
Saturday, August 10, 2013	2:40	0:10	50	65	50	48	-4	12.0	275	17	1.1	5.4	0.0
Saturday, August 10, 2013	2:50	0:10	50	63	51	45	-4	11.8	277	17	1.5	6.5	0.0
Saturday, August 10, 2013	3:00	0:10	51	55	52	47	294	10.8	279	17	1.3	4.8	0.0
Saturday, August 10, 2013	3:10	0:10	53	64	53	52	1576	10.6	279	17	1.1	5.9	0.0
Saturday, August 10, 2013	3:20	0:10	52	65	53	51	1035	8.7	283	17	1.3	5.4	0.0
Saturday, August 10, 2013	3:30	0:10	52	69	52	47	1406	10.2	284	17	1.5	5.7	0.0
Saturday, August 10, 2013	3:40	0:10	51	63	51	50	1353	9.9	287	17	1.3	4.4	0.0
Saturday, August 10, 2013	3:50	0:10	52	69	51	48	1770	11.8	288	17	1.1	4.1	0.0
Saturday, August 10, 2013	4:00	0:10	50	69	48	46	1945	12.8	289	17	0.9	3.5	0.0
Saturday, August 10, 2013	4:10	0:10	50	67	49	47	1923	12.8	293	17	0.7	4.3	0.0
Saturday, August 10, 2013	4:20	0:10	51	69	50	47	1925	12.4	291	16	0.4	3.0	0.0
Saturday, August 10, 2013	4:30	0:10	50	67	49	46	1875	12.5	287	16	0.4	3.3	0.0
Saturday, August 10, 2013	4:40	0:10	49	64	49	48	1784	12.2	289	16	0.4	3.0	0.0
Saturday, August 10, 2013	4:50	0:10	55	72	58	47	1875	12.8	292	16	0.6	3.3	0.0
Saturday, August 10, 2013	5:00	0:10	52	72	51	47	1998	15.2	296	16	0.7	3.7	0.0
Saturday, August 10, 2013	5:10	0:10	54	71	55	47	2000	15.3	300	16	0.4	3.0	0.0
Saturday, August 10, 2013	5:20	0:10	51	65	54	46	1997	14.6	302	16	0.4	3.0	0.0
Saturday, August 10, 2013	5:30	0:10	56	73	59	46	1997	14.3	302	16	0.4	2.4	0.0
Saturday, August 10, 2013	5:40	0:10	56	74	60	45	1993	14.5	302	15	0.2	2.4	0.0
Saturday, August 10, 2013	5:50	0:10	52	67	54	45	2000	15.7	301	15	0.2	2.2	0.0
Saturday, August 10, 2013	6:00	0:10	56	71	61	44	1984	14.0	303	15	0.0	2.2	0.0
Saturday, August 10, 2013	6:10	0:10	58	77	62	45	1978	13.6	301	15	0.0	1.1	0.0
Saturday, August 10, 2013	6:20	0:10	56	69	61	44	1987	13.1	301	15	0.4	2.8	0.0
Saturday, August 10, 2013	6:30	0:10	57	71	62	44	1586	10.9	300	15	0.2	2.2	0.0
Saturday, August 10, 2013	6:40	0:10	57	70	62	44	1307	9.9	299	15	0.0	2.0	0.0
Saturday, August 10, 2013	6:50	0:10	58	71	62	46	956	9.0	300	15	0.0	0.9	0.0

Table A-5: Location 3 Summer Compliance Evaluation

Date	Time	Duration	Leq	Lmax	L(10)	L(90)	WT E2	WT E2	Onsite Met	Onsite Met	Loc. 6	Loc. 6	Loc. 6
	Start Time	(min)	(dBA)	(dBA)	(dBA)	(dBA)	Output (kW)	HH WS (m/s)	WD @ 75m (degrees)	Temp. (°C)	Avg. WS @ 2m (m/s)	Gust WS @ 2m (m/s)	Precip. (mm)
Saturday, August 10, 2013	7:00	0:10	59	73	64	46	617	7.6	299	15	0.0	0.4	0.0
Saturday, August 10, 2013	7:10	0:10	59	71	64	46	411	6.6	286	15	0.2	3.5	0.0
Saturday, August 10, 2013	7:20	0:10	61	74	65	45	192	5.4	286	15	0.2	2.4	0.0
Saturday, August 10, 2013	7:30	0:10	61	74	65	46	431	6.8	282	15	0.0	0.7	0.0
Saturday, August 10, 2013	7:40	0:10	60	72	65	46	482	7.0	279	15	0.0	1.5	0.0
Saturday, August 10, 2013	7:50	0:10	59	72	64	45	508	7.0	281	16	0.2	3.3	0.0
Saturday, August 10, 2013	8:00	0:10	60	72	64	45	435	6.6	280	16	0.2	2.6	0.0
Saturday, August 10, 2013	8:10	0:10	61	71	65	46	450	6.8	274	16	0.2	2.6	0.0
Saturday, August 10, 2013	8:20	0:10	61	73	65	48	697	7.7	256	16	0.4	3.2	0.0
Saturday, August 10, 2013	8:30	0:10	61	74	65	50	603	7.5	266	16	0.2	2.2	0.0
Saturday, August 10, 2013	8:40	0:10	62	76	65	50	567	7.2	268	17	0.4	3.9	0.0
Saturday, August 10, 2013	8:50	0:10	64	79	67	51	919	8.5	267	17	0.4	3.2	0.0
Saturday, August 10, 2013	9:00	0:10	62	78	66	51	1256	9.7	275	17	0.2	3.2	0.0
Saturday, August 10, 2013	9:10	0:10	61	74	65	51	862	8.3	280	17	0.4	3.0	0.0
Saturday, August 10, 2013	9:20	0:10	62	72	66	53	603	7.4	283	18	1.1	5.7	0.0
Saturday, August 10, 2013	9:30	0:10	61	70	65	50	1145	9.4	275	17	1.1	5.2	0.0
Saturday, August 10, 2013	9:40	0:10	65	85	66	51	696	7.9	291	18	1.1	4.6	0.0
Saturday, August 10, 2013	9:50	0:10	65	84	66	48	559	7.5	290	18	1.9	5.2	0.0
Saturday, August 10, 2013	10:00	0:10	63	77	67	50	575	7.5	295	18	2.0	4.4	0.0
Saturday, August 10, 2013	10:10	0:10	62	76	65	54	772	8.2	296	18	2.2	6.3	0.0
Saturday, August 10, 2013	10:20	0:10	63	78	67	54	1435	10.6	314	18	1.7	4.3	0.0
Saturday, August 10, 2013	10:30	0:10	64	79	67	55	954	9.1	317	18	1.5	3.9	0.0
Saturday, August 10, 2013	10:40	0:10	73	94	73	58	1464	10.6	314	19	2.0	4.8	0.0
Saturday, August 10, 2013	10:50	0:10	65	79	69	58	1611	11.5	306	18	2.0	5.6	0.0
Saturday, August 10, 2013	11:00	0:10	65	85	67	55	1723	11.2	307	19	2.6	5.6	0.0
Saturday, August 10, 2013	11:10	0:10	65	83	68	53	743	8.2	300	19	2.2	4.8	0.0
Saturday, August 10, 2013	11:20	0:10	63	84	66	54	1458	11.8	322	19	1.9	5.6	0.0
Saturday, August 10, 2013	11:30	0:10	62	73	66	55	1688	11.8	308	19	1.7	4.3	0.0
Saturday, August 10, 2013	11:40	0:10	62	73	65	54	1816	12.4	298	19	2.6	7.0	0.0
Saturday, August 10, 2013	11:50	0:10	62	74	65	55	1801	12.2	293	19	2.2	6.7	0.0
Saturday, August 10, 2013	12:00	0:10	63	80	66	56	1425	10.5	305	19	2.4	6.1	0.0
Saturday, August 10, 2013	12:10	0:10	62	71	65	54	1163	9.7	309	19	2.6	5.2	0.0
Saturday, August 10, 2013	12:20	0:10	62	76	65	55	1727	12.8	291	19	2.2	5.6	0.0
Saturday, August 10, 2013	12:30	0:10	67	89	66	52	1950	14.0	316	19	2.8	7.0	0.0
Saturday, August 10, 2013	12:40	0:10	62	78	65	53	1860	12.8	312	20	2.0	5.6	0.0
Saturday, August 10, 2013	12:50	0:10	62	77	65	53	1964	13.9	308	19	2.6	6.3	0.0
Saturday, August 10, 2013	13:00	0:10	62	73	65	54	1980	14.6	309	19	2.4	5.2	0.0
Saturday, August 10, 2013	13:10	0:10	62	75	65	55	1803	12.5	305	19	2.0	5.0	0.0
Saturday, August 10, 2013	13:20	0:10	62	79	65	55	1986	14.6	305	19	2.2	8.0	0.0
Saturday, August 10, 2013	13:30	0:10	68	85	68	56	1970	15.0	302	20	2.8	7.0	0.0
Saturday, August 10, 2013	13:40	0:10	62	76	65	55	1962	13.5	304	20	2.2	5.7	0.0
Saturday, August 10, 2013	13:50	0:10	63	78	66	54	1092	10.1	302	20	2.6	5.7	0.0
Saturday, August 10, 2013	14:00	0:10	62	75	66	53	-4	9.4	303	20	2.8	6.7	0.0
Saturday, August 10, 2013	14:10	0:10	63	80	65	54	-4	11.2	289	20	2.6	5.4	0.0
Saturday, August 10, 2013	14:20	0:10	62	77	65	53	-4	12.1	292	20	2.6	6.7	0.0
Saturday, August 10, 2013	14:30	0:10	61	74	65	53	-4	10.9	303	20	3.2	6.9	0.0
Saturday, August 10, 2013	14:40	0:10	61	73	65	53	-4	10.3	297	20	2.8	6.1	0.0
Saturday, August 10, 2013	14:50	0:10	65	87	67	55	-3	9.0	296	20	2.2	5.4	0.0
Saturday, August 10, 2013	15:00	0:10	71	95	66	53	795	10.1	294	20	2.6	6.1	0.0
Saturday, August 10, 2013	15:10	0:10	61	72	65	53	1402	10.5	301	20	2.6	5.9	0.0
Saturday, August 10, 2013	15:20	0:10	62	75	65	53	1692	11.5	300	20	1.9	5.0	0.0
Saturday, August 10, 2013	15:30	0:10	64	81	66	53	1826	11.7	304	20	2.0	5.2	0.0
Saturday, August 10, 2013	15:40	0:10	62	78	65	52	789	8.0	306	20	2.0	5.9	0.0
Saturday, August 10, 2013	15:50	0:10	62	74	65	52	1475	11.0	302	20	2.4	6.3	0.0
Saturday, August 10, 2013	16:00	0:10	62	78	66	54	1443	10.3	302	20	1.9	5.0	0.0
Saturday, August 10, 2013	16:10	0:10	62	74	65	52	903	8.8	310	20	1.3	3.7	0.0
Saturday, August 10, 2013	16:20	0:10	62	74	65	53	1289	10.3	308	20	1.7	4.4	0.0
Saturday, August 10, 2013	16:30	0:10	61	74	65	53	1237	10.1	298	20	2.2	6.1	0.0
Saturday, August 10, 2013	16:40	0:10	61	77	64	51	1366	10.2	305	20	1.9	4.1	0.0
Saturday, August 10, 2013	16:50	0:10	62	78	65	52	1347	10.3	308	20	2.0	4.1	0.0
Saturday, August 10, 2013	17:00	0:10	62	73	65	52	1152	9.5	319	20	1.5	3.9	0.0
Saturday, August 10, 2013	17:10	0:10	62	77	66	53	1296	10.1	318	19	1.5	4.3	0.0
Saturday, August 10, 2013	17:20	0:10	61	74	65	52	1506	11.1	311	19	1.3	3.9	0.0
Saturday, August 10, 2013	17:30	0:10	63	80	65	52	1668	11.3	310	19	1.7	3.3	0.0
Saturday, August 10, 2013	17:40	0:10	61	76	64	51	1756	11.9	315	19	2.2	6.3	0.0
Saturday, August 10, 2013	17:50	0:10	61	73	64	52	1497	10.7	307	19	1.9	4.3	0.0
Saturday, August 10, 2013	18:00	0:10	61	75	64	49	1134	9.7	308	19	1.9	5.4	0.0
Saturday, August 10, 2013	18:10	0:10	61	75	64	50	1127	9.5	310	18	1.5	3.2	0.0
Saturday, August 10, 2013	18:20	0:10	59	73	63	49	1058	9.2	314	18	1.3	3.3	0.0
Saturday, August 10, 2013	18:30	0:10	63	82	65	50	993	9.1	310	18	1.5	3.5	0.0
Saturday, August 10, 2013	18:40	0:10	61	79	64	49	1230	9.9	315	17	0.9	3.3	0.0
Saturday, August 10, 2013	18:50	0:10	60	78	64	49	1000	9.0	312	17	0.6	1.9	0.0
Saturday, August 10, 2013	19:00	0:10	63	83	65	51	604	7.6	309	17	0.6	2.2	0.0
Saturday, August 10, 2013	19:10	0:10	62	77	65	51	666	7.9	314	17	0.7	2.0	0.0
Saturday, August 10, 2013	19:20	0:10	60	74	63	50	598	7.7	315	16	0.9	2.8	0.0
Saturday, August 10, 2013	19:30	0:10	61	75	64	50	641	7.8	314	16	1.3	3.2	0.0
Saturday, August 10, 2013	19:40	0:10	60	80	64	50	603	7.7	318	16	1.3	3.0	0.0
Saturday, August 10, 2013	19:50	0:10	59	69	63	50	920	8.6	322	15	0.6	2.8	0.0
Saturday, August 10, 2013	20:00	0:10	59	78	63	50	869	8.5	321	15	0.2	1.5	0.0
Saturday, August 10, 2013	20:10	0:10	60	76	64	51	755	8.1	322	15	0.4	1.7	0.0
Saturday, August 10, 2013	20:20	0:10	60	75	64	51	568	7.5	324	15	0.0	0.0	0.0
Saturday, August 10, 2013	20:30	0:10	65	87	65	51	568	7.4	330	14	0.4	1.7	0.0
Saturday, August 10, 2013	20:40	0:10	59	76	63	49	687	7.9	329	14	0.7	1.9	0.0
Saturday, August 10, 2013	20:50	0:10	60	79	64	51	574	7.5	326	14	0.7	2.6	0.0
Saturday, August 10, 2013	21:00	0:10	66	90	65	51	794	8.3	325	14	0.0	0.4	0.0
Saturday, August 10, 2013	21:10	0:10	59	71	63	48	641	7.8	327	13	0.0	0.0	0.0
Saturday, August 10, 2013	21:20	0:10	60	74	64	48	676	7.8	330	13	0.0	0.2	0.0
Saturday, August 10, 2013	21:30	0:10	59	76	63	46	586	7.4	334	13	0.0	0.0	0.0
Saturday, August 10, 2013	21:40	0:10	58	70	63	45	608	7.6	331	13	0.0	0.0	0.0
Saturday, August 10, 2013	21:50	0:10	57	70	62	44	544	7.4	328	13	0.0	0.0	0.0
Saturday, August 10, 2013	22:00	0:10	57	73	62	44	468	7.0	329	12	0.0	0.0	0.0

Table A-5: Location 3 Summer Compliance Evaluation

Date	Time	Duration	Leq	Lmax	L(10)	L(90)	WT E2	WT E2	Onsite Met	Onsite Met	Loc. 6	Loc. 6	Loc. 6
	Start Time	(min)	(dBA)	(dBA)	(dBA)	(dBA)	Output (kW)	HH WS (m/s)	WD @ 75m (degrees)	Temp. (°C)	Avg. WS @ 2m (m/s)	Gust WS @ 2m (m/s)	Precip. (mm)
Saturday, August 10, 2013	22:10	0:10	59	73	63	44	316	6.3	330	12	0.0	0.0	0.0
Saturday, August 10, 2013	22:20	0:10	56	70	61	46	302	6.1	328	12	0.0	0.0	0.0
Saturday, August 10, 2013	22:30	0:10	57	78	60	45	466	7.1	326	12	0.0	0.0	0.0
Saturday, August 10, 2013	22:40	0:10	55	70	61	43	399	6.8	329	12	0.0	0.0	0.0
Saturday, August 10, 2013	22:50	0:10	54	67	60	43	492	7.1	328	12	0.0	0.0	0.0
Saturday, August 10, 2013	23:00	0:10	54	69	59	45	436	6.8	325	12	0.0	0.0	0.0
Saturday, August 10, 2013	23:10	0:10	54	69	57	45	436	6.8	326	12	0.0	0.0	0.0
Saturday, August 10, 2013	23:20	0:10	55	73	57	44	429	6.8	324	12	0.0	0.0	0.0
Saturday, August 10, 2013	23:30	0:10	51	70	54	43	472	6.9	321	12	0.0	0.0	0.0
Saturday, August 10, 2013	23:40	0:10	60	81	61	44	524	7.2	320	12	0.0	0.0	0.0
Saturday, August 10, 2013	23:50	0:10	54	68	58	45	451	6.9	320	12	0.0	0.0	0.0
Sunday, August 11, 2013	0:00	0:10	54	70	56	44	481	7.1	320	12	0.0	0.0	0.0
Sunday, August 11, 2013	0:10	0:10	52	65	55	42	461	6.9	317	12	0.0	0.0	0.0
Sunday, August 11, 2013	0:20	0:10	50	66	53	40	428	6.8	314	12	0.0	0.0	0.0
Sunday, August 11, 2013	0:30	0:10	52	68	55	39	354	6.4	313	11	0.0	0.0	0.0
Sunday, August 11, 2013	0:40	0:10	53	71	55	40	324	6.2	312	11	0.0	0.0	0.0
Sunday, August 11, 2013	0:50	0:10	52	72	51	40	311	6.2	309	11	0.0	0.0	0.0
Sunday, August 11, 2013	1:00	0:10	50	72	44	40	364	6.4	307	11	0.0	0.0	0.0
Sunday, August 11, 2013	1:10	0:10	47	66	43	40	321	6.2	307	11	0.0	0.0	0.0
Sunday, August 11, 2013	1:20	0:10	47	64	43	38	446	6.9	305	11	0.0	0.0	0.0
Sunday, August 11, 2013	1:30	0:10	46	65	43	38	486	7.2	302	11	0.0	0.0	0.0
Sunday, August 11, 2013	1:40	0:10	43	64	40	38	476	7.0	300	11	0.0	0.0	0.0
Sunday, August 11, 2013	1:50	0:10	47	65	41	38	568	7.4	295	11	0.0	0.0	0.0
Sunday, August 11, 2013	2:00	0:10	55	78	44	37	20	7.5	291	11	0.0	0.0	0.0
Sunday, August 11, 2013	2:10	0:10	45	67	40	37	-4	7.7	292	11	0.0	0.0	0.0
Sunday, August 11, 2013	2:20	0:10	48	69	42	37	-4	8.1	292	11	0.0	0.0	0.0
Sunday, August 11, 2013	2:30	0:10	47	64	47	38	-4	8.9	292	11	0.0	0.0	0.0
Sunday, August 11, 2013	2:40	0:10	42	61	40	38	-4	9.2	296	11	0.0	0.0	0.0
Sunday, August 11, 2013	2:50	0:10	39	42	40	38	-4	9.6	297	11	0.0	0.0	0.0
Sunday, August 11, 2013	3:00	0:10	47	65	41	38	1181	9.7	296	11	0.0	0.0	0.0
Sunday, August 11, 2013	3:10	0:10	42	62	40	38	1106	9.1	300	11	0.0	0.0	0.0
Sunday, August 11, 2013	3:20	0:10	47	66	41	38	1119	9.3	300	11	0.0	0.0	0.0
Sunday, August 11, 2013	3:30	0:10	43	63	40	38	783	8.2	301	11	0.0	0.0	0.0
Sunday, August 11, 2013	3:40	0:10	46	66	40	38	639	7.5	298	11	0.0	0.0	0.0
Sunday, August 11, 2013	3:50	0:10	39	44	40	38	419	6.7	297	11	0.0	0.0	0.0
Sunday, August 11, 2013	4:00	0:10	52	74	48	37	462	6.9	296	10	0.0	0.0	0.0
Sunday, August 11, 2013	4:10	0:10	46	65	42	37	525	7.1	294	10	0.0	0.0	0.0
Sunday, August 11, 2013	4:20	0:10	51	73	47	38	483	6.9	294	10	0.0	0.0	0.0
Sunday, August 11, 2013	4:30	0:10	47	68	41	37	255	5.7	288	10	0.0	0.0	0.0
Sunday, August 11, 2013	4:40	0:10	46	67	43	37	269	5.8	288	10	0.0	0.0	0.0
Sunday, August 11, 2013	4:50	0:10	50	69	51	38	379	6.5	286	10	0.0	0.0	0.0
Sunday, August 11, 2013	5:00	0:10	49	68	48	38	493	6.9	285	10	0.0	0.6	0.0
Sunday, August 11, 2013	5:10	0:10	50	69	51	38	457	6.7	287	10	0.2	1.9	0.0
Sunday, August 11, 2013	5:20	0:10	55	78	53	38	608	7.5	289	10	0.0	0.4	0.0
Sunday, August 11, 2013	5:30	0:10	56	76	58	38	596	7.4	294	10	0.0	0.4	0.0
Sunday, August 11, 2013	5:40	0:10	49	68	48	38	481	6.9	297	10	0.2	1.5	0.0
Sunday, August 11, 2013	5:50	0:10	53	74	54	38	229	5.5	297	10	1.3	3.0	0.0
Sunday, August 11, 2013	6:00	0:10	50	67	52	38	549	7.1	297	10	0.4	3.0	0.0
Sunday, August 11, 2013	6:10	0:10	54	71	58	38	752	7.8	296	10	0.7	2.4	0.0
Sunday, August 11, 2013	6:20	0:10	53	68	57	38	478	6.6	297	11	0.2	1.9	0.0
Sunday, August 11, 2013	6:30	0:10	54	71	59	39	117	4.5	300	11	0.9	2.8	0.0
Sunday, August 11, 2013	6:40	0:10	55	69	59	39	170	4.9	302	11	1.3	2.6	0.0
Sunday, August 11, 2013	6:50	0:10	55	72	60	39	30	3.6	305	11	0.9	3.0	0.0
Sunday, August 11, 2013	7:00	0:10	56	71	62	40	182	4.9	307	12	0.6	2.4	0.0
Sunday, August 11, 2013	7:10	0:10	57	71	62	39	237	5.3	305	12	0.4	2.4	0.0
Sunday, August 11, 2013	7:20	0:10	56	69	61	39	24	3.1	305	12	0.2	2.6	0.0
Sunday, August 11, 2013	7:30	0:10	55	71	59	38	99	4.4	305	13	0.2	1.3	0.0
Sunday, August 11, 2013	7:40	0:10	59	72	63	40	111	4.5	305	13	0.2	2.2	0.0
Sunday, August 11, 2013	7:50	0:10	58	71	63	40	296	6.0	311	13	0.4	1.9	0.0
Sunday, August 11, 2013	8:00	0:10	59	74	64	39	371	6.4	312	14	0.0	1.1	0.0
Sunday, August 11, 2013	8:10	0:10	60	72	65	44	382	6.5	310	14	0.0	1.1	0.0
Sunday, August 11, 2013	8:20	0:10	58	71	63	40	305	6.0	307	14	0.2	1.3	0.0
Sunday, August 11, 2013	8:30	0:10	58	70	63	41	510	7.0	307	14	0.2	1.7	0.0
Sunday, August 11, 2013	8:40	0:10	61	74	65	46	548	7.1	307	14	0.0	1.9	0.0
Sunday, August 11, 2013	8:50	0:10	61	73	65	50	456	6.9	308	15	0.0	0.7	0.0
Sunday, August 11, 2013	9:00	0:10	59	72	63	49	476	7.0	313	15	0.2	1.7	0.0
Sunday, August 11, 2013	9:10	0:10	61	72	65	49	619	7.5	312	15	1.3	3.3	0.0
Sunday, August 11, 2013	9:20	0:10	61	76	65	51	560	7.3	309	15	1.5	5.0	0.0
Sunday, August 11, 2013	9:30	0:10	60	73	64	48	769	8.0	312	16	0.9	3.9	0.0
Sunday, August 11, 2013	9:40	0:10	62	84	63	50	892	8.4	310	16	1.1	4.4	0.0
Sunday, August 11, 2013	9:50	0:10	60	74	64	46	708	7.9	310	16	1.7	3.9	0.0
Sunday, August 11, 2013	10:00	0:10	61	76	64	52	578	7.5	307	16	1.5	3.5	0.0
Sunday, August 11, 2013	10:10	0:10	60	78	63	50	758	8.1	312	17	0.7	4.6	0.0
Sunday, August 11, 2013	10:20	0:10	59	71	64	48	677	7.8	304	16	1.1	3.3	0.0
Sunday, August 11, 2013	10:30	0:10	61	74	64	51	575	7.3	309	17	0.7	3.3	0.0
Sunday, August 11, 2013	10:40	0:10	61	75	65	48	469	6.8	304	17	0.4	2.6	0.0
Sunday, August 11, 2013	10:50	0:10	61	78	64	50	401	6.3	308	17	0.4	2.4	0.0
Sunday, August 11, 2013	11:00	0:10	62	75	65	50	368	6.7	322	17	0.7	3.7	0.0
Sunday, August 11, 2013	11:10	0:10	61	75	65	51	374	6.4	318	18	0.4	3.3	0.0
Sunday, August 11, 2013	11:20	0:10	63	78	66	52	263	6.0	326	18	0.7	3.9	0.0
Sunday, August 11, 2013	11:30	0:10	61	77	65	51	363	6.4	316	18	1.3	4.1	0.0
Sunday, August 11, 2013	11:40	0:10	61	77	65	51	271	6.0	300	18	1.3	5.6	0.0
Sunday, August 11, 2013	11:50	0:10	63	80	66	52	274	5.8	316	19	0.6	3.9	0.0
Sunday, August 11, 2013	12:00	0:10	64	78	67	53	371	6.5	331	19	1.7	4.1	0.0
Sunday, August 11, 2013	12:10	0:10	64	79	67	53	405	6.8	325	19	1.5	3.9	0.0
Sunday, August 11, 2013	12:20	0:10	62	76	65	54	626	7.7	330	19	2.0	4.6	0.0
Sunday, August 11, 2013	12:30	0:10	60	71	64	51	552	7.4	311	19	1.9	7.0	0.0
Sunday, August 11, 2013	12:40	0:10	61	78	64	52	440	6.7	303	18	0.6	2.8	0.0
Sunday, August 11, 2013	12:50	0:10	63	84	66	53	234	5.7	280	20	0.6	2.8	0.0
Sunday, August 11, 2013	13:00	0:10	62	75	65	52	490	7.3	273	20	1.7	4.8	0.0
Sunday, August 11, 2013	13:10	0:10	61	72	64	54	274	5.9	312	19	2.0	4.6	0.0

Table A-5: Location 3 Summer Compliance Evaluation

Date	Time	Duration	Leq	Lmax	L(10)	L(90)	WT E2	WT E2	Onsite Met	Onsite Met	Loc. 6	Loc. 6	Loc. 6
	Start Time	(min)	(dBA)	(dBA)	(dBA)	(dBA)	Output (kW)	HH WS (m/s)	WD @ 75m (degrees)	Temp. (°C)	Avg. WS @ 2m (m/s)	Gust WS @ 2m (m/s)	Precip. (mm)
Sunday, August 11, 2013	13:20	0:10	61	73	64	53	349	6.1	315	18	1.7	3.9	0.0
Sunday, August 11, 2013	13:30	0:10	62	81	64	54	221	5.6	313	19	0.9	2.4	0.0
Sunday, August 11, 2013	13:40	0:10	62	76	65	53	359	6.4	314	19	0.9	3.7	0.0
Sunday, August 11, 2013	13:50	0:10	62	76	66	53	246	5.7	296	18	0.4	2.2	0.0
Sunday, August 11, 2013	14:00	0:10	63	83	65	52	-4	5.7	284	20	0.2	2.2	0.0
Sunday, August 11, 2013	14:10	0:10	62	85	65	52	-4	5.1	299	19	0.6	3.0	0.0
Sunday, August 11, 2013	14:20	0:10	62	75	65	52	-4	5.5	317	19	0.7	2.8	0.0
Sunday, August 11, 2013	14:30	0:10	60	73	65	50	-4	5.5	305	20	0.7	3.3	0.0
Sunday, August 11, 2013	14:40	0:10	64	84	66	52	-4	5.3	298	19	0.7	3.0	0.0
Sunday, August 11, 2013	14:50	0:10	60	74	64	51	-4	7.0	300	20	0.9	3.5	0.0
Sunday, August 11, 2013	15:00	0:10	62	76	65	51	0	6.3	294	20	0.2	3.0	0.0
Sunday, August 11, 2013	15:10	0:10	62	75	65	52	206	5.9	290	19	0.2	1.5	0.0
Sunday, August 11, 2013	15:20	0:10	61	76	64	50	376	6.3	285	19	0.6	2.8	0.0
Sunday, August 11, 2013	15:30	0:10	61	76	65	50	396	6.6	289	20	0.0	0.7	0.0
Sunday, August 11, 2013	15:40	0:10	61	72	64	51	385	6.8	284	20	0.6	2.6	0.0
Sunday, August 11, 2013	15:50	0:10	63	76	66	53	234	5.6	290	19	0.9	3.0	0.0
Sunday, August 11, 2013	16:00	0:10	63	79	66	51	217	5.6	283	18	1.1	3.0	0.0
Sunday, August 11, 2013	16:10	0:10	62	75	66	51	271	6.0	298	18	1.1	3.3	0.0
Sunday, August 11, 2013	16:20	0:10	61	74	65	51	162	5.1	303	19	1.5	3.7	0.0
Sunday, August 11, 2013	16:30	0:10	63	89	66	52	138	4.8	311	19	0.9	3.2	0.0
Sunday, August 11, 2013	16:40	0:10	63	77	66	53	285	5.9	297	19	0.4	2.6	0.0
Sunday, August 11, 2013	16:50	0:10	61	74	65	51	206	5.4	269	20	0.2	1.5	0.0
Sunday, August 11, 2013	17:00	0:10	61	73	64	51	32	3.5	268	21	0.0	0.7	0.0
Sunday, August 11, 2013	17:10	0:10	63	80	65	52	313	6.3	271	20	0.0	0.0	0.0
Sunday, August 11, 2013	17:20	0:10	61	73	65	50	230	5.5	279	19	0.0	0.7	0.0
Sunday, August 11, 2013	17:30	0:10	61	77	64	51	235	5.6	280	18	0.0	1.1	0.0
Sunday, August 11, 2013	17:40	0:10	62	78	66	51	161	5.1	279	18	0.2	2.2	0.0
Sunday, August 11, 2013	17:50	0:10	61	77	64	50	238	5.7	277	19	0.4	2.2	0.0
Sunday, August 11, 2013	18:00	0:10	61	74	65	51	230	5.5	270	19	0.2	2.4	0.0
Sunday, August 11, 2013	18:10	0:10	61	75	65	52	172	5.3	268	19	0.2	1.7	0.0
Sunday, August 11, 2013	18:20	0:10	63	80	66	52	382	6.6	270	18	0.2	2.2	0.0
Sunday, August 11, 2013	18:30	0:10	62	76	66	51	306	6.1	267	18	0.2	2.2	0.0
Sunday, August 11, 2013	18:40	0:10	62	84	65	52	148	5.0	269	18	0.0	1.7	0.0
Sunday, August 11, 2013	18:50	0:10	58	70	62	50	199	5.5	265	17	0.0	0.7	0.0
Sunday, August 11, 2013	19:00	0:10	59	70	64	50	398	6.6	262	17	0.0	0.0	0.0
Sunday, August 11, 2013	19:10	0:10	59	69	63	51	348	6.3	261	17	0.0	0.0	0.0
Sunday, August 11, 2013	19:20	0:10	60	75	64	51	412	6.6	257	16	0.0	0.0	0.0
Sunday, August 11, 2013	19:30	0:10	59	72	63	51	263	5.9	254	16	0.0	0.0	0.0
Sunday, August 11, 2013	19:40	0:10	59	72	63	51	257	5.8	252	16	0.0	0.0	0.0
Sunday, August 11, 2013	19:50	0:10	60	73	64	51	237	5.7	251	16	0.0	0.0	0.0
Sunday, August 11, 2013	20:00	0:10	58	68	62	51	250	5.9	252	16	0.0	0.0	0.0
Sunday, August 11, 2013	20:10	0:10	58	69	62	51	286	6.1	252	16	0.0	0.0	0.0
Sunday, August 11, 2013	20:20	0:10	58	69	63	51	346	6.5	254	16	0.0	0.0	0.0
Sunday, August 11, 2013	20:30	0:10	59	71	64	51	307	6.1	255	16	0.0	0.0	0.0
Sunday, August 11, 2013	20:40	0:10	61	80	64	50	315	6.2	251	16	0.0	0.0	0.0
Sunday, August 11, 2013	20:50	0:10	59	73	63	50	362	6.5	253	16	0.0	0.0	0.0
Sunday, August 11, 2013	21:00	0:10	59	74	63	50	404	6.7	253	16	0.0	0.0	0.0
Sunday, August 11, 2013	21:10	0:10	58	71	63	51	342	6.4	253	16	0.0	0.0	0.0
Sunday, August 11, 2013	21:20	0:10	60	79	64	50	405	6.7	250	16	0.0	0.0	0.0
Sunday, August 11, 2013	21:30	0:10	63	74	67	52	392	6.5	253	16	0.0	0.0	0.0
Sunday, August 11, 2013	21:40	0:10	62	80	65	48	490	7.0	252	16	0.0	0.0	0.0
Sunday, August 11, 2013	21:50	0:10	60	73	64	48	549	7.3	254	16	0.0	0.0	0.0
Sunday, August 11, 2013	22:00	0:10	57	75	62	47	621	7.5	256	16	0.0	0.0	0.0
Sunday, August 11, 2013	22:10	0:10	55	71	59	46	591	7.6	254	16	0.0	0.0	0.0
Sunday, August 11, 2013	22:20	0:10	55	75	56	43	778	8.1	250	16	0.0	0.0	0.0
Sunday, August 11, 2013	22:30	0:10	55	68	60	42	673	8.0	247	16	0.0	0.0	0.0
Sunday, August 11, 2013	22:40	0:10	51	67	53	42	569	7.4	243	16	0.0	0.0	0.0
Sunday, August 11, 2013	22:50	0:10	56	75	60	43	550	7.3	240	16	0.0	0.0	0.0
Sunday, August 11, 2013	23:00	0:10	55	75	56	43	701	7.9	240	16	0.0	0.0	0.0
Sunday, August 11, 2013	23:10	0:10	51	66	52	42	629	7.7	238	16	0.0	0.0	0.0
Sunday, August 11, 2013	23:20	0:10	60	85	54	43	541	7.2	242	15	0.0	0.2	0.0
Sunday, August 11, 2013	23:30	0:10	51	70	50	43	537	7.2	240	15	0.0	0.9	0.0
Sunday, August 11, 2013	23:40	0:10	50	65	52	43	446	6.7	241	15	0.0	0.0	0.0
Sunday, August 11, 2013	23:50	0:10	56	77	55	41	403	6.5	242	15	0.0	0.0	0.0
Monday, August 12, 2013	0:00	0:10	52	66	55	43	505	7.0	244	15	0.0	0.2	0.0
Monday, August 12, 2013	0:10	0:10	50	65	49	40	589	7.4	246	15	0.0	1.7	0.0
Monday, August 12, 2013	0:20	0:10	50	65	52	39	666	7.7	250	15	0.0	1.3	0.0
Monday, August 12, 2013	0:30	0:10	49	67	49	39	579	7.4	253	15	0.0	1.9	0.0
Monday, August 12, 2013	0:40	0:10	48	66	45	39	530	7.1	264	15	0.0	1.3	0.0
Monday, August 12, 2013	0:50	0:10	44	63	41	39	602	7.5	269	15	0.0	0.2	0.0
Monday, August 12, 2013	1:00	0:10	46	64	42	38	470	6.9	270	15	0.0	0.0	0.0
Monday, August 12, 2013	1:10	0:10	49	68	47	38	364	6.5	277	14	0.0	0.0	0.0
Monday, August 12, 2013	1:20	0:10	39	44	40	39	282	6.1	279	14	0.0	0.0	0.0
Monday, August 12, 2013	1:30	0:10	57	78	53	39	401	6.7	279	14	0.0	0.0	0.0
Monday, August 12, 2013	1:40	0:10	46	64	42	40	429	6.8	284	14	0.0	0.0	0.0
Monday, August 12, 2013	1:50	0:10	51	72	47	40	306	5.9	282	14	0.0	0.0	0.0
Monday, August 12, 2013	2:00	0:10	47	64	47	40	17	5.4	286	14	0.0	0.0	0.0
Monday, August 12, 2013	2:10	0:10	43	63	41	39	-4	6.0	294	14	0.0	0.0	0.0
Monday, August 12, 2013	2:20	0:10	45	63	42	39	-4	5.7	303	14	0.0	0.0	0.0
Monday, August 12, 2013	2:30	0:10	41	44	42	39	-4	4.8	304	14	0.0	0.0	0.0
Monday, August 12, 2013	2:40	0:10	53	74	44	39	-4	4.3	316	14	0.0	0.0	0.0
Monday, August 12, 2013	2:50	0:10	51	74	44	39	-4	4.4	330	14	0.0	0.0	0.0
Monday, August 12, 2013	3:00	0:10	46	68	42	39	64	4.5	328	14	0.0	0.0	0.0
Monday, August 12, 2013	3:10	0:10	44	65	42	39	92	4.6	340	14	0.0	0.0	0.0
Monday, August 12, 2013	3:20	0:10	50	69	46	39	58	4.1	333	14	0.0	0.0	0.0
Monday, August 12, 2013	3:30	0:10	40	43	41	39	45	4.0	330	14	0.0	0.0	0.0
Monday, August 12, 2013	3:40	0:10	51	72	45	39	37	3.9	326	14	0.0	0.0	0.0
Monday, August 12, 2013	3:50	0:10	53	73	52	38	11	3.4	327	14	0.0	0.0	0.0
Monday, August 12, 2013	4:00	0:10	50	69	49	38	-1	3.3	327	13	0.0	0.0	0.0
Monday, August 12, 2013	4:10	0:10	54	72	54	39	38	4.0	317	13	0.0	0.0	0.0
Monday, August 12, 2013	4:20	0:10	54	75	54	39	22	3.7	297	13	0.0	0.0	0.0

Table A-5: Location 3 Summer Compliance Evaluation

Date	Time	Duration	Leq	Lmax	L(10)	L(90)	WT E2	WT E2	Onsite Met	Onsite Met	Loc. 6	Loc. 6	Loc. 6
	Start Time	(min)	(dBA)	(dBA)	(dBA)	(dBA)	Output (kW)	HH WS (m/s)	WD @ 75m (degrees)	Temp. (°C)	Avg. WS @ 2m (m/s)	Gust WS @ 2m (m/s)	Precip. (mm)
Monday, August 12, 2013	4:30	0:10	55	76	48	37	31	3.7	292	13	0.0	0.0	0.0
Monday, August 12, 2013	4:40	0:10	56	77	55	37	12	3.4	297	13	0.0	0.0	0.0
Monday, August 12, 2013	4:50	0:10	54	68	60	39	1	3.2	293	13	0.0	0.0	0.0
Monday, August 12, 2013	5:00	0:10	52	69	54	37	110	4.6	276	13	0.0	0.0	0.0
Monday, August 12, 2013	5:10	0:10	55	74	58	38	279	5.7	272	13	0.0	1.3	0.0
Monday, August 12, 2013	5:20	0:10	58	75	61	39	297	5.9	275	13	0.0	0.0	0.0
Monday, August 12, 2013	5:30	0:10	59	76	63	42	318	5.9	285	13	0.0	0.0	0.0
Monday, August 12, 2013	5:40	0:10	60	73	65	43	254	5.7	292	12	0.0	0.0	0.0
Monday, August 12, 2013	5:50	0:10	61	76	65	43	274	5.9	294	12	0.0	0.0	0.0
Monday, August 12, 2013	6:00	0:10	61	76	65	43	242	5.7	289	12	0.0	0.0	0.0
Monday, August 12, 2013	6:10	0:10	58	72	62	43	205	5.5	291	12	0.0	0.0	0.0
Monday, August 12, 2013	6:20	0:10	59	70	63	43	164	5.0	289	13	0.0	0.0	0.0
Monday, August 12, 2013	6:30	0:10	61	77	65	44	136	4.8	303	14	0.0	0.0	0.0
Monday, August 12, 2013	6:40	0:10	60	72	65	45	138	4.9	299	13	0.0	0.0	0.0
Monday, August 12, 2013	6:50	0:10	61	75	65	47	138	4.9	302	13	0.0	0.0	0.0
Monday, August 12, 2013	7:00	0:10	63	83	66	44	76	4.2	307	13	0.0	0.0	0.0
Monday, August 12, 2013	7:10	0:10	61	75	66	44	47	3.9	304	14	0.0	0.0	0.0
Monday, August 12, 2013	7:20	0:10	62	77	66	44	35	3.9	312	14	0.0	0.0	0.0
Monday, August 12, 2013	7:30	0:10	62	76	66	44	57	4.2	315	16	0.0	0.0	0.0
Monday, August 12, 2013	7:40	0:10	63	77	66	52	55	4.0	314	17	0.0	0.0	0.0
Monday, August 12, 2013	7:50	0:10	64	77	67	58	92	4.5	315	17	0.0	0.0	0.0
Monday, August 12, 2013	8:00	0:10	63	74	66	58	99	4.5	312	16	0.0	0.0	0.0
Monday, August 12, 2013	8:10	0:10	63	76	66	57	37	3.6	316	17	0.2	1.9	0.0
Monday, August 12, 2013	8:20	0:10	61	72	64	57	53	4.0	317	17	0.2	1.7	0.0
Monday, August 12, 2013	8:30	0:10	63	74	65	61	81	4.1	327	17	0.0	0.0	0.0
Monday, August 12, 2013	8:40	0:10	60	72	64	49	39	3.6	320	18	0.0	0.0	0.0
Monday, August 12, 2013	8:50	0:10	61	78	64	48	71	4.1	321	18	0.0	1.1	0.0
Monday, August 12, 2013	9:00	0:10	58	75	62	46	63	4.1	315	18	0.0	0.0	0.0
Monday, August 12, 2013	9:10	0:10	59	73	63	45	114	4.8	315	19	0.0	0.4	0.0
Monday, August 12, 2013	9:20	0:10	62	77	66	45	121	4.7	303	18	0.4	2.8	0.0
Monday, August 12, 2013	9:30	0:10	60	76	64	46	76	4.2	302	18	0.4	1.9	0.0
Monday, August 12, 2013	9:40	0:10	72	81	75	48	195	5.4	314	18	0.4	2.8	0.0
Monday, August 12, 2013	9:50	0:10	73	86	75	55	187	5.3	313	18	0.2	4.3	0.0
Monday, August 12, 2013	10:00	0:10	61	80	64	48	362	6.5	310	19	0.7	3.5	0.0
Monday, August 12, 2013	10:10	0:10	60	75	64	46	287	6.1	302	19	0.7	3.3	0.0
Monday, August 12, 2013	10:20	0:10	58	70	62	48	345	6.6	309	19	0.7	3.9	0.0
Monday, August 12, 2013	10:30	0:10	61	76	64	48	342	6.5	319	19	0.9	3.0	0.0
Monday, August 12, 2013	10:40	0:10	61	76	65	47	174	5.4	295	19	0.9	3.3	0.0
Monday, August 12, 2013	10:50	0:10	58	69	62	45	135	5.0	307	19	0.0	1.7	0.0
Monday, August 12, 2013	11:00	0:10	59	76	62	46	93	4.5	283	19	0.2	3.0	0.0
Monday, August 12, 2013	11:10	0:10	58	72	62	44	96	4.4	303	19	0.0	0.6	0.0
Monday, August 12, 2013	11:20	0:10	60	73	64	43	16	3.2	306	20	0.6	3.0	0.0
Monday, August 12, 2013	11:30	0:10	60	75	64	43	13	3.1	290	20	0.6	3.0	0.0
Monday, August 12, 2013	11:40	0:10	62	86	64	47	62	4.0	304	19	0.2	2.8	0.0
Monday, August 12, 2013	11:50	0:10	61	76	63	53	9	3.1	273	19	1.3	4.8	0.0
Monday, August 12, 2013	12:00	0:10	63	80	65	56	26	3.6	265	20	0.0	1.5	0.0
Monday, August 12, 2013	12:10	0:10	61	73	64	56	-1	3.1	293	19	0.2	1.5	0.0
Monday, August 12, 2013	12:20	0:10	62	77	64	56	75	4.2	287	20	0.0	0.0	0.0
Monday, August 12, 2013	12:30	0:10	61	73	63	56	58	4.3	297	21			
Monday, August 12, 2013	12:40	0:10	66	81	68	56	265	6.2	271	21			
Monday, August 12, 2013	12:50	0:10	61	79	65	50	572	7.5	301	20			
Monday, August 12, 2013	13:00	0:10	60	77	64	51	412	6.7	308	21			
Monday, August 12, 2013	13:10	0:10	60	73	63	49	321	6.4	293	22			
Monday, August 12, 2013	13:20	0:10	60	84	63	48	275	5.9	293	22			
Monday, August 12, 2013	13:30	0:10	60	80	64	49	28	3.4	300	21			
Monday, August 12, 2013	13:40	0:10	61	78	64	50	6	3.6	285	22			
Monday, August 12, 2013	13:50	0:10	62	82	65	49	47	3.9	270	22			
Monday, August 12, 2013	14:00	0:10	62	77	64	50	134	4.9	270	23			

Table A-6: Location 4 Summer Compliance Evaluation

Date	Time	Duration	Leq	Lmax	L(10)	L(90)	WT E5	WT E5	Onsite Met	Onsite Met	Loc. 6	Loc. 6	Loc. 6
	Start Time	(sec)	(dBA)	(dBA)	(dBA)	(dBA)	Output (kW)	HH WS (m/s)	WD @ 75m (degrees)	Temp. (°C)	Avg. WS @ 2m (m/s)	Gust WS @ 2m (m/s)	Precip. (mm)
Friday, July 19, 2013	16:00	600	44	73	46	36	0	10.5	238	29	0.9	5.0	0.0
Friday, July 19, 2013	16:10	600	42	55	45	35	0	10.6	239	29	0.6	3.3	0.0
Friday, July 19, 2013	16:20	600	37	53	37	34	1602	12.8	241	29	1.1	6.5	0.0
Friday, July 19, 2013	16:30	600	38	53	42	35	1458	10.8	235	29	1.3	4.6	0.0
Friday, July 19, 2013	16:40	600	40	53	43	34	1384	10.5	234	29	1.7	5.2	0.0
Friday, July 19, 2013	16:50	600	41	60	43	36	1759	13.0	232	29	0.6	3.3	0.0
Friday, July 19, 2013	17:00	600	43	58	47	34	137	14.5	231	29	1.3	5.7	0.0
Friday, July 19, 2013	17:10	600	42	56	44	35	1188	11.7	240	29	1.1	4.4	0.0
Friday, July 19, 2013	17:20	600	40	60	41	34	1	11.7	240	29	0.9	5.6	0.0
Friday, July 19, 2013	17:30	600	41	57	44	34	0	11.2	246	29	1.3	4.1	0.0
Friday, July 19, 2013	17:40	600	42	64	42	33	0	10.9	242	28	0.6	2.8	0.0
Friday, July 19, 2013	17:50	600	40	53	45	34	0	12.3	240	28	0.6	3.5	0.0
Friday, July 19, 2013	18:00	600	40	55	43	35	0	11.8	241	28	0.4	3.0	0.0
Friday, July 19, 2013	18:10	600	39	61	40	34	0	10.9	240	28	0.9	5.7	0.0
Friday, July 19, 2013	18:20	600	44	57	48	36	0	11.7	244	28	1.3	4.6	0.0
Friday, July 19, 2013	18:30	600	43	61	46	35	0	12.5	245	27	0.9	4.1	0.0
Friday, July 19, 2013	18:40	600	41	57	43	35	0	13.6	238	27	0.6	3.2	0.0
Friday, July 19, 2013	18:50	600	41	58	43	37	0	13.9	241	27	0.9	5.6	0.0
Friday, July 19, 2013	19:00	600	43	59	46	36	0	13.7	240	27	0.9	3.5	0.0
Friday, July 19, 2013	19:10	600	42	61	43	36	0	13.3	244	27	0.7	5.2	0.0
Friday, July 19, 2013	19:20	600	41	56	43	35	0	14.0	243	27	0.4	3.0	0.0
Friday, July 19, 2013	19:30	600	39	57	41	34	0	13.7	243	27	0.2	3.9	0.0
Friday, July 19, 2013	19:40	600	39	56	41	35	0	14.0	244	27	0.4	3.2	0.0
Friday, July 19, 2013	19:50	600	39	56	40	35	0	15.0	245	26	0.4	2.8	0.0
Friday, July 19, 2013	20:00	600	42	70	41	35	0	14.5	242	26	0.4	3.2	0.0
Friday, July 19, 2013	20:10	600	42	60	44	36	0	13.8	241	26	0.2	2.4	0.0
Friday, July 19, 2013	20:20	600	40	53	42	35	0	13.9	239	26	0.2	2.2	0.0
Friday, July 19, 2013	20:30	600	41	57	42	34	0	13.2	241	26	0.4	3.2	0.0
Friday, July 19, 2013	20:40	600	39	56	42	34	0	14.3	242	26	0.0	0.2	0.0
Friday, July 19, 2013	20:50	600	43	52	44	39	0	15.9	243	26	0.2	2.4	0.0
Friday, July 19, 2013	21:00	600	41	55	42	37	0	16.3	241	26	0.0	2.2	0.0
Friday, July 19, 2013	21:10	600	39	55	41	34	0	15.5	243	26	0.0	0.7	0.0
Friday, July 19, 2013	21:20	600	41	53	43	34	0	16.2	259	26	1.7	6.1	0.0
Friday, July 19, 2013	21:30	600	50	64	54	35	0	16.4	295	23	0.6	4.1	0.3
Friday, July 19, 2013	21:40	600	40	55	42	35	0	14.9	283	21	0.2	2.0	0.0
Friday, July 19, 2013	21:50	600	36	50	38	34	0	14.7	277	21	0.2	1.9	0.5
Friday, July 19, 2013	22:00	600	43	64	46	34	0	15.7	287	20	0.2	3.2	0.3
Friday, July 19, 2013	22:10	600	35	44	37	34	0	15.7	282	20	0.0	0.0	0.0
Friday, July 19, 2013	22:20	600	35	45	37	33	0	14.3	279	20	0.0	0.2	0.0
Friday, July 19, 2013	22:30	600	35	53	37	33	0	13.0	282	20	0.0	0.0	0.0
Friday, July 19, 2013	22:40	600	39	56	40	34	0	10.9	279	20	0.0	0.0	0.0
Friday, July 19, 2013	22:50	600	35	50	37	33	0	11.3	272	20	0.0	0.0	0.0
Friday, July 19, 2013	23:00	600	35	43	37	32	0	10.1	271	21	0.0	0.0	0.0
Friday, July 19, 2013	23:10	600	37	53	39	33	0	9.5	275	21	0.0	0.0	0.0
Friday, July 19, 2013	23:20	600	37	44	40	34	0	11.3	278	21	0.0	0.0	0.0
Friday, July 19, 2013	23:30	600	35	42	37	33	0	12.4	274	21	0.0	0.0	0.0
Friday, July 19, 2013	23:40	600	39	54	41	34	0	11.9	263	22	0.0	0.0	0.0
Friday, July 19, 2013	23:50	600	50	74	46	36	0	12.3	235	22	0.0	0.9	0.0
Saturday, July 20, 2013	0:00	600	44	61	46	37	0	13.6	223	21	0.2	3.0	0.0
Saturday, July 20, 2013	0:10	600	67	99	48	36	0	16.3	229	20	0.0	1.1	0.3
Saturday, July 20, 2013	0:20	600	57	81	55	47	0	19.1	240	20	0.2	4.1	0.5
Saturday, July 20, 2013	0:30	600	56	81	50	36	0	17.8	243	19	0.0	0.9	0.0
Saturday, July 20, 2013	0:40	600	36	49	37	34	0	16.3	241	20	0.0	0.0	0.0
Saturday, July 20, 2013	0:50	600	36	55	37	34	0	17.7	243	21	0.4	4.1	0.0
Saturday, July 20, 2013	1:00	600	37	48	39	34	0	16.5	236	21	0.0	3.2	0.0
Saturday, July 20, 2013	1:10	600	44	54	47	39	0	19.4	238	21	0.7	3.9	0.0
Saturday, July 20, 2013	1:20	600	44	56	47	40	0	21.1	240	21	0.7	4.1	0.0
Saturday, July 20, 2013	1:30	600	44	56	47	39	0	21.0	245	21	0.7	3.3	0.0
Saturday, July 20, 2013	1:40	600	38	47	40	34	0	19.3	247	21	0.9	3.9	0.0
Saturday, July 20, 2013	1:50	600	40	48	42	36	0	19.1	256	21	1.5	6.3	0.0
Saturday, July 20, 2013	2:00	600	40	54	44	34	0	18.8	262	20	1.1	5.0	0.0
Saturday, July 20, 2013	2:10	600	36	42	39	32	0	17.7	260	20	1.9	6.1	0.0
Saturday, July 20, 2013	2:20	600	34	44	36	31	0	18.8	260	20	1.5	5.2	0.0
Saturday, July 20, 2013	2:30	600	35	43	38	31	0	16.0	256	20	1.5	4.4	0.0
Saturday, July 20, 2013	2:40	600	36	47	38	31	0	15.0	257	20	1.5	5.9	0.0
Saturday, July 20, 2013	2:50	600	33	47	37	29	0	15.3	257	20	1.5	5.2	0.0
Saturday, July 20, 2013	3:00	600	32	41	33	31	0	15.5	254	20	1.1	5.0	0.0
Saturday, July 20, 2013	3:10	600	33	40	36	31	0	14.2	259	20	0.7	4.1	0.0
Saturday, July 20, 2013	3:20	600	33	38	34	32	0	12.6	253	20	0.7	3.7	0.0
Saturday, July 20, 2013	3:30	600	34	41	36	32	0	12.2	255	20	0.7	3.5	0.0
Saturday, July 20, 2013	3:40	600	34	40	36	32	0	15.8	260	20	0.4	3.7	0.0
Saturday, July 20, 2013	3:50	600	35	39	36	33	0	15.6	256	21	0.6	4.4	0.0
Saturday, July 20, 2013	4:00	600	34	41	36	32	0	16.1	254	21	0.4	3.0	0.0
Saturday, July 20, 2013	4:10	600	35	41	36	33	0	16.4	248	21	0.7	3.2	0.0
Saturday, July 20, 2013	4:20	600	35	43	36	32	0	15.4	255	21	0.6	3.3	0.0
Saturday, July 20, 2013	4:30	600	34	41	37	32	0	16.0	249	21	0.4	3.3	0.0
Saturday, July 20, 2013	4:40	600	36	45	38	33	0	16.3	239	20	0.6	2.8	0.0
Saturday, July 20, 2013	4:50	600	42	57	46	34	0	15.8	236	20	0.6	3.9	0.0
Saturday, July 20, 2013	5:00	600	43	56	47	34	0	14.6	239	20	0.2	2.2	0.0
Saturday, July 20, 2013	5:10	600	38	60	39	33	0	14.2	250	20	0.2	3.2	0.0
Saturday, July 20, 2013	5:20	600	39	57	40	35	0	13.0	247	20	0.0	1.9	0.0
Saturday, July 20, 2013	5:30	600	38	46	41	34	0	12.8	244	20	0.0	2.4	0.0
Saturday, July 20, 2013	5:40	600	38	52	41	34	0	12.7	249	20	0.2	3.0	0.0
Saturday, July 20, 2013	5:50	600	36	51	39	33	0	13.4	259	20	0.7	4.4	0.0
Saturday, July 20, 2013	6:00	600	36	49	39	33	0	14.5	257	20	0.4	3.5	0.0
Saturday, July 20, 2013	6:10	600	37	53	39	33	0	13.9	256	20	0.6	3.5	0.0
Saturday, July 20, 2013	6:20	600	40	58	43	34	0	13.8	255	20	0.4	3.5	0.0
Saturday, July 20, 2013	6:30	600	45	60	50	33	0	14.1	260	20	0.4	3.5	0.0
Saturday, July 20, 2013	6:40	600	43	66	47	34	0	14.7	260	20	0.4	3.7	0.0
Saturday, July 20, 2013	6:50	600	45	57	50	36	0	13.4	265	20	0.7	4.4	0.0
Saturday, July 20, 2013	7:00	600	41	56	45	33	0	14.2	260	20	0.4	3.9	0.0
Saturday, July 20, 2013	7:10	600	41	54	45	34	0	13.8	252	21	0.4	3.2	0.0
Saturday, July 20, 2013	7:20	600	41	59	44	34	0	12.0	247	21	0.4	3.7	0.0
Saturday, July 20, 2013	7:30	600	39	54	42	33	0	12.8	255	20	0.4	3.7	0.0

Table A-6: Location 4 Summer Compliance Evaluation

Date	Time	Duration	Leq	Lmax	L(10)	L(90)	WT E5	WT E5	Onsite Met	Onsite Met	Loc. 6	Loc. 6	Loc. 6
	Start Time	(sec)	(dBA)	(dBA)	(dBA)	(dBA)	Output (kW)	HH WS (m/s)	WD @ 75m (degrees)	Temp. (°C)	Avg. WS @ 2m (m/s)	Gust WS @ 2m (m/s)	Precip. (mm)
Saturday, July 20, 2013	7:40	600	45	61	50	34	0	11.0	255	21	1.3	4.6	0.0
Saturday, July 20, 2013	7:50	600	42	57	47	32	0	8.1	243	21	0.6	3.9	0.0
Saturday, July 20, 2013	8:00	600	39	57	41	33	0	7.4	252	22	0.7	4.1	0.0
Saturday, July 20, 2013	8:10	600	43	55	47	33	0	8.4	272	22	0.6	6.1	0.0
Saturday, July 20, 2013	8:20	600	39	56	39	35	0	9.1	281	22	0.9	4.8	0.0
Saturday, July 20, 2013	8:30	600	42	54	45	36	0	6.5	272	23	0.6	6.3	0.0
Saturday, July 20, 2013	8:40	600	46	63	50	36	0	5.2	274	23	0.6	4.4	0.0
Saturday, July 20, 2013	8:50	600	39	55	42	33	0	7.2	270	23	0.6	3.5	0.0
Saturday, July 20, 2013	9:00	600	40	57	42	34	0	7.8	270	23	0.6	3.9	0.0
Saturday, July 20, 2013	9:10	600	42	58	45	34	0	9.5	255	23	0.4	3.5	0.0
Saturday, July 20, 2013	9:20	600	48	59	52	37	0	10.6	242	22	0.4	2.8	0.0
Saturday, July 20, 2013	9:30	600	46	57	50	37	0	12.4	266	22	0.9	4.4	0.0
Saturday, July 20, 2013	9:40	600	49	58	53	38	0	11.6	272	22	0.7	4.3	0.0
Saturday, July 20, 2013	9:50	600	44	56	49	35	0	11.4	269	22	1.1	4.3	0.0
Saturday, July 20, 2013	10:00	600	44	60	46	38	0	13.2	267	23	1.1	4.8	0.0
Saturday, July 20, 2013	10:10	600	42	53	45	37	0	12.9	270	24	0.9	4.6	0.0
Saturday, July 20, 2013	10:20	600	43	55	47	36	0	12.5	270	23	1.5	4.3	0.0
Saturday, July 20, 2013	10:30	600	39	50	42	35	0	12.9	276	23	0.7	4.3	0.0
Saturday, July 20, 2013	10:40	600	42	55	44	37	0	13.5	279	23	1.1	5.2	0.0
Saturday, July 20, 2013	10:50	600	45	56	49	37	0	15.1	276	24	0.7	4.4	0.0
Saturday, July 20, 2013	11:00	600	44	58	49	35	0	14.5	270	24	1.1	4.1	0.0
Saturday, July 20, 2013	11:10	600	44	57	47	36	0	13.1	273	24	1.3	3.9	0.0
Saturday, July 20, 2013	11:20	600	48	63	52	39	0	12.4	269	24	1.5	5.2	0.0
Saturday, July 20, 2013	11:30	600	46	60	50	35	0	11.5	266	23	1.3	5.2	0.0
Saturday, July 20, 2013	11:40	600	45	53	48	37	0	11.8	265	24	1.1	3.5	0.0
Saturday, July 20, 2013	11:50	600	46	56	51	34	0	11.6	272	24	1.5	4.8	0.0
Saturday, July 20, 2013	12:00	600	50	58	53	40	0	12.6	253	25	1.1	4.6	0.0
Saturday, July 20, 2013	12:10	600	44	57	48	35	0	11.7	245	24	0.0	0.4	0.0
Saturday, July 20, 2013	12:20	600	45	66	48	39	0	12.5	244	24	2.2	5.4	0.0
Saturday, July 20, 2013	12:30	600	43	54	46	39	0	15.6	243	24	1.9	4.6	0.0
Saturday, July 20, 2013	12:40	600	47	58	50	38	0	14.4	241	24	1.3	4.1	0.0
Saturday, July 20, 2013	12:50	600	48	58	51	42	0	12.9	232	23	1.9	5.2	0.0
Saturday, July 20, 2013	13:00	600	48	58	52	42	0	10.4	239	23	1.5	5.0	0.0
Saturday, July 20, 2013	13:10	600	47	55	49	43	0	12.3	240	23	1.3	4.8	0.0
Saturday, July 20, 2013	13:20	600	48	61	51	42	0	10.7	240	23	1.1	4.4	0.0
Saturday, July 20, 2013	13:30	600	47	56	51	39	0	12.7	239	23	1.5	4.8	0.0
Saturday, July 20, 2013	13:40	600	48	57	52	38	0	13.6	236	23	1.3	3.3	0.0
Saturday, July 20, 2013	13:50	600	46	59	50	37	0	12.3	237	24	2.0	5.4	0.0
Saturday, July 20, 2013	14:00	600	42	56	45	36	0	11.8	241	25	1.7	4.4	0.0
Saturday, July 20, 2013	14:10	600	43	62	47	36	0	12.6	251	25	2.0	5.2	0.0
Saturday, July 20, 2013	14:20	600	45	58	48	38	0	12.7	249	26	1.3	3.5	0.0
Saturday, July 20, 2013	14:30	600	44	57	47	39	0	13.3	260	25	1.7	4.6	0.0
Saturday, July 20, 2013	14:40	600	44	60	48	35	0	14.2	266	24	1.1	3.5	0.0
Saturday, July 20, 2013	14:50	600	39	56	41	34	929	12.7	252	24	1.7	5.0	0.0
Saturday, July 20, 2013	15:00	600	40	56	42	34	1883	12.2	249	24	1.9	4.3	0.0
Saturday, July 20, 2013	15:10	600	41	61	44	34	1612	11.0	250	24	1.1	3.3	0.0
Saturday, July 20, 2013	15:20	600	43	57	47	35	1510	10.7	245	24	1.5	3.9	0.0
Saturday, July 20, 2013	15:30	600	44	61	48	33	1684	11.2	246	24	1.3	3.3	0.0
Saturday, July 20, 2013	15:40	600	39	54	42	33	861	8.7	240	25	1.9	4.3	0.0
Saturday, July 20, 2013	15:50	600	41	56	42	33	498	9.3	244	25	1.9	4.4	0.0
Saturday, July 20, 2013	16:00	600	41	57	44	35	356	11.5	243	25	1.7	5.4	0.0
Saturday, July 20, 2013	16:10	600	42	56	45	35	1519	10.9	259	25	2.2	5.2	0.0
Saturday, July 20, 2013	16:20	600	47	64	51	36	845	15.2	286	24	2.0	5.7	2.0
Saturday, July 20, 2013	16:30	600	57	65	62	46	0	15.0	270	19	1.1	5.4	1.5
Saturday, July 20, 2013	16:40	600	50	57	53	42	0	13.2	268	19	0.6	3.5	0.0
Saturday, July 20, 2013	16:50	600	49	63	53	39	0	15.0	281	19	0.9	5.2	0.0
Saturday, July 20, 2013	17:00	600	44	56	47	37	0	14.7	276	19	0.0	1.5	0.0
Saturday, July 20, 2013	17:10	600	42	52	46	35	0	15.7	276	19	0.2	3.2	0.0
Saturday, July 20, 2013	17:20	600	46	59	50	36	0	14.5	274	19	0.2	3.0	0.0
Saturday, July 20, 2013	17:30	600	40	54	42	34	0	14.3	273	20	0.0	1.5	0.0
Saturday, July 20, 2013	17:40	600	39	52	42	34	0	14.2	270	21	0.2	3.2	0.0
Saturday, July 20, 2013	17:50	600	43	59	46	35	0	14.8	270	20	0.7	4.6	0.0
Saturday, July 20, 2013	18:00	600	40	54	43	35	0	14.1	265	21	0.0	1.5	0.0
Saturday, July 20, 2013	18:10	600	39	52	42	35	0	13.8	262	21	0.2	2.8	0.0
Saturday, July 20, 2013	18:20	600	42	58	46	34	0	13.6	257	21	0.2	2.4	0.0
Saturday, July 20, 2013	18:30	600	45	57	49	36	0	13.4	256	21	0.4	3.3	0.0
Saturday, July 20, 2013	18:40	600	43	57	46	35	0	11.9	261	20	0.4	3.7	0.0
Saturday, July 20, 2013	18:50	600	44	58	48	34	0	11.6	268	20	0.2	2.4	0.0
Saturday, July 20, 2013	19:00	600	41	56	44	35	0	11.8	276	20	0.2	3.0	0.0
Saturday, July 20, 2013	19:10	600	38	49	41	34	0	9.4	284	20	0.4	3.7	0.0
Saturday, July 20, 2013	19:20	600	40	64	43	32	0	10.1	299	20	0.2	2.8	0.0
Saturday, July 20, 2013	19:30	600	43	56	48	34	0	11.8	280	20	0.4	3.0	0.0
Saturday, July 20, 2013	19:40	600	47	56	50	34	0	10.9	288	20	0.4	4.6	0.0
Saturday, July 20, 2013	19:50	600	48	52	50	44	0	11.0	299	20	0.2	1.7	0.0
Saturday, July 20, 2013	20:00	600	48	59	50	45	0	10.3	293	19	0.0	1.7	0.0
Saturday, July 20, 2013	20:10	600	48	58	50	42	0	10.2	297	19	0.0	2.2	0.0
Saturday, July 20, 2013	20:20	600	48	51	50	44	0	9.1	297	19	0.0	0.0	0.0
Saturday, July 20, 2013	20:30	600	48	56	50	44	0	8.5	292	19	0.0	0.0	0.0
Saturday, July 20, 2013	20:40	600	47	56	50	44	0	8.5	291	19	0.0	0.0	0.0
Saturday, July 20, 2013	20:50	600	47	51	49	43	0	8.7	295	19	0.0	2.4	0.0
Saturday, July 20, 2013	21:00	600	45	57	49	32	0	8.9	304	19	0.0	0.0	0.0
Saturday, July 20, 2013	21:10	600	38	51	41	31	0	8.4	314	19	0.0	0.0	0.0
Saturday, July 20, 2013	21:20	600	42	54	48	33	0	7.4	303	19	0.0	0.0	0.0
Saturday, July 20, 2013	21:30	600	39	52	43	32	0	7.1	300	18	0.0	0.0	0.0
Saturday, July 20, 2013	21:40	600	41	50	46	33	0	6.8	303	19	0.0	0.0	0.0
Saturday, July 20, 2013	21:50	600	38	51	40	34	0	6.6	299	18	0.0	0.0	0.0
Saturday, July 20, 2013	22:00	600	37	45	41	33	0	6.1	307	18	0.0	0.0	0.0
Saturday, July 20, 2013	22:10	600	39	54	42	33	0	5.9	302	18	0.0	0.0	0.0
Saturday, July 20, 2013	22:20	600	38	47	42	33	0	5.7	300	18	0.0	0.0	0.0
Saturday, July 20, 2013	22:30	600	41	61	44	33	0	4.9	301	18	0.0	0.0	0.0
Saturday, July 20, 2013	22:40	600	34	42	35	33	0	5.0	302	18	0.0	0.0	0.0
Saturday, July 20, 2013	22:50	600	33	39	34	32	0	5.0	295	18	0.0	0.0	0.0
Saturday, July 20, 2013	23:00	600	37	51	37	33	0	5.0	290	18	0.0	0.0	0.0
Saturday, July 20, 2013	23:10	600	41	50	46	32	0	5.1	289	17	0.0	0.0	0.0

Table A-6: Location 4 Summer Compliance Evaluation

Date	Time	Duration	Leq	Lmax	L(10)	L(90)	WT E5	WT E5	Onsite Met	Onsite Met	Loc. 6	Loc. 6	Loc. 6
	Start Time	(sec)	(dBA)	(dBA)	(dBA)	(dBA)	Output (kW)	HH WS (m/s)	WD @ 75m (degrees)	Temp. (°C)	Avg. WS @ 2m (m/s)	Gust WS @ 2m (m/s)	Precip. (mm)
Saturday, July 20, 2013	23:20	600	34	46	37	32	0	5.6	285	17	0.0	0.0	0.0
Saturday, July 20, 2013	23:30	600	34	43	35	31	0	6.2	285	17	0.0	0.0	0.0
Saturday, July 20, 2013	23:40	600	32	43	33	31	0	7.0	285	17	0.0	0.0	0.0
Saturday, July 20, 2013	23:50	600	35	47	39	31	0	6.8	282	17	0.0	0.0	0.0
Sunday, July 21, 2013	0:00	600	34	52	34	30	0	7.6	279	17	0.0	0.0	0.0
Sunday, July 21, 2013	0:10	600	37	50	43	30	0	7.6	277	17	0.0	0.0	0.0
Sunday, July 21, 2013	0:20	600	34	46	36	29	0	7.1	275	17	0.0	0.0	0.0
Sunday, July 21, 2013	0:30	600	38	56	34	30	0	6.1	276	17	0.0	0.0	0.0
Sunday, July 21, 2013	0:40	600	33	48	36	30	0	7.6	277	17	0.0	0.0	0.0
Sunday, July 21, 2013	0:50	600	32	46	33	30	0	7.5	282	17	0.0	0.0	0.0
Sunday, July 21, 2013	1:00	600	32	48	35	29	0	6.2	296	17	0.0	0.0	0.0
Sunday, July 21, 2013	1:10	600	36	49	39	30	0	6.6	294	17	0.0	0.0	0.0
Sunday, July 21, 2013	1:20	600	40	48	44	30	0	5.6	282	17	0.0	0.0	0.0
Sunday, July 21, 2013	1:30	600	31	42	32	29	0	3.6	288	17	0.0	0.0	0.0
Sunday, July 21, 2013	1:40	600	31	38	33	30	0	3.6	311	17	0.0	0.0	0.0
Sunday, July 21, 2013	1:50	600	29	37	30	28	0	4.1	320	16	0.0	0.0	0.0
Sunday, July 21, 2013	2:00	600	37	45	42	29	0	4.2	322	16	0.0	0.0	0.0
Sunday, July 21, 2013	2:10	600	35	45	40	28	0	4.9	313	16	0.0	0.0	0.0
Sunday, July 21, 2013	2:20	600	29	44	30	29	0	5.9	311	16	0.0	0.0	0.0
Sunday, July 21, 2013	2:30	600	30	42	30	28	0	6.0	319	16	0.0	0.0	0.0
Sunday, July 21, 2013	2:40	600	31	41	32	29	0	6.0	320	16	0.0	0.0	0.0
Sunday, July 21, 2013	2:50	600	33	46	37	28	0	5.7	319	16	0.0	0.0	0.0
Sunday, July 21, 2013	3:00	600	32	50	35	29	0	4.4	317	16	0.0	0.0	0.0
Sunday, July 21, 2013	3:10	600	33	45	38	28	0	4.2	323	16	0.0	0.0	0.0
Sunday, July 21, 2013	3:20	600	32	44	36	28	0	4.2	322	16	0.0	0.0	0.0
Sunday, July 21, 2013	3:30	600	30	40	31	28	0	4.0	324	16	0.0	0.0	0.0
Sunday, July 21, 2013	3:40	600	30	46	30	28	0	3.1	331	15	0.0	0.0	0.0
Sunday, July 21, 2013	3:50	600	35	48	41	28	0	2.6	336	16	0.0	0.0	0.0
Sunday, July 21, 2013	4:00	600	31	45	32	28	0	3.4	340	15	0.0	0.0	0.0
Sunday, July 21, 2013	4:10	600	32	41	36	28	0	3.4	348	15	0.0	0.0	0.0
Sunday, July 21, 2013	4:20	600	33	44	37	28	0	4.1	346	16	0.0	0.0	0.0
Sunday, July 21, 2013	4:30	600	31	46	32	28	0	4.3	340	16	0.0	0.0	0.0
Sunday, July 21, 2013	4:40	600	37	48	41	30	0	5.0	332	16	0.0	0.0	0.0
Sunday, July 21, 2013	4:50	600	39	50	43	32	0	4.4	320	16	0.0	0.0	0.0
Sunday, July 21, 2013	5:00	600	42	55	46	34	0	4.6	322	15	0.0	0.0	0.0
Sunday, July 21, 2013	5:10	600	38	52	41	33	0	4.9	323	15	0.0	0.0	0.0
Sunday, July 21, 2013	5:20	600	37	48	40	33	0	5.2	319	15	0.0	0.0	0.0
Sunday, July 21, 2013	5:30	600	40	57	41	31	0	5.7	313	15	0.0	0.0	0.0
Sunday, July 21, 2013	5:40	600	38	58	38	30	0	6.0	316	15	0.0	0.0	0.0
Sunday, July 21, 2013	5:50	600	35	51	38	30	0	6.2	323	15	0.0	0.0	0.0
Sunday, July 21, 2013	6:00	600	35	50	38	30	0	5.6	327	15	0.0	0.0	0.0
Sunday, July 21, 2013	6:10	600	34	50	37	29	0	5.3	328	16	0.0	0.0	0.0
Sunday, July 21, 2013	6:20	600	42	55	46	31	0	5.0	335	16	0.0	0.0	0.0
Sunday, July 21, 2013	6:30	600	40	54	44	30	0	4.8	338	16	0.0	0.0	0.0
Sunday, July 21, 2013	6:40	600	40	63	42	31	0	5.3	333	16	0.0	0.0	0.0
Sunday, July 21, 2013	6:50	600	41	55	44	32	0	5.3	329	16	0.0	0.0	0.0
Sunday, July 21, 2013	7:00	600	38	55	39	30	0	5.1	313	17	0.0	0.0	0.0
Sunday, July 21, 2013	7:10	600	36	53	38	30	0	4.8	320	17	0.0	0.0	0.0
Sunday, July 21, 2013	7:20	600	36	46	40	30	0	3.6	324	17	0.0	0.0	0.0
Sunday, July 21, 2013	7:30	600	38	52	40	30	0	2.1	335	17	0.0	0.0	0.0
Sunday, July 21, 2013	7:40	600	40	59	42	31	0	1.9	333	17	0.0	0.0	0.0
Sunday, July 21, 2013	7:50	600	36	52	40	29	0	1.9	322	18	0.0	0.0	0.0
Sunday, July 21, 2013	8:00	600	37	53	40	30	0	1.9	329	18	0.0	0.0	0.0
Sunday, July 21, 2013	8:10	600	38	55	41	31	0	2.1	310	18	0.0	0.0	0.0
Sunday, July 21, 2013	8:20	600	37	58	39	29	0	2.0	298	18	0.0	0.0	0.0
Sunday, July 21, 2013	8:30	600	44	57	50	31	0	1.8	295	19	0.0	0.7	0.0
Sunday, July 21, 2013	8:40	600	44	59	49	30	0	2.6	294	19	0.0	0.0	0.0
Sunday, July 21, 2013	8:50	600	38	63	41	32	0	3.0	319	19	0.0	1.3	0.0
Sunday, July 21, 2013	9:00	600	44	57	48	31	0	3.0	315	19	0.0	0.0	0.0
Sunday, July 21, 2013	9:10	600	48	57	51	34	0	3.0	303	19	0.0	0.0	0.0
Sunday, July 21, 2013	9:20	600	50	69	55	33	0	3.0	265	19	0.0	0.0	0.0
Sunday, July 21, 2013	9:30	600	50	59	53	45	0	3.0	272	19	0.0	0.0	0.0
Sunday, July 21, 2013	9:40	600	47	54	51	34	0	3.0	275	20	0.0	0.0	0.0
Sunday, July 21, 2013	9:50	600	48	58	52	34	0	3.0	302	20	0.0	0.0	0.0
Sunday, July 21, 2013	10:00	600	50	58	54	32	0	3.0	316	21	0.0	0.2	0.0
Sunday, July 21, 2013	10:10	600	46	56	50	32	0	3.0	307	20	0.0	0.0	0.0
Sunday, July 21, 2013	10:20	600	45	55	49	33	0	3.0	304	20	0.0	1.9	0.0
Sunday, July 21, 2013	10:30	600	41	59	42	32	0	3.0	305	20	0.0	0.0	0.0
Sunday, July 21, 2013	10:40	600	47	56	52	32	0	3.0	306	20	0.0	0.9	0.0
Sunday, July 21, 2013	10:50	600	48	58	51	34	0	3.0	301	20	0.0	0.7	0.0
Sunday, July 21, 2013	11:00	600	45	50	48	35	0	3.0	300	20	0.0	0.0	0.0
Sunday, July 21, 2013	11:10	600	48	68	50	34	0	3.0	294	20	0.0	1.7	0.0
Sunday, July 21, 2013	11:20	600	39	53	42	31	0	3.0	300	21	0.0	0.0	0.0
Sunday, July 21, 2013	11:30	600	46	62	50	34	0	3.0	301	21	0.0	0.4	0.0
Sunday, July 21, 2013	11:40	600	47	60	50	36	0	3.0	308	21	0.0	0.6	0.0
Sunday, July 21, 2013	11:50	600	44	55	50	34	0	3.0	305	21	0.0	0.7	0.0
Sunday, July 21, 2013	12:00	600	54	60	56	50	0	2.9	286	21	0.0	0.9	0.0
Sunday, July 21, 2013	12:10	600	47	62	51	36	0	2.9	305	21	0.0	0.2	0.0
Sunday, July 21, 2013	12:20	600	45	57	48	38	0	2.9	298	21	0.0	0.4	0.0
Sunday, July 21, 2013	12:30	600	43	58	46	35	0	2.9	292	21	0.2	2.8	0.0
Sunday, July 21, 2013	12:40	600	43	59	46	34	0	2.9	302	22	0.4	2.0	0.0
Sunday, July 21, 2013	12:50	600	41	57	43	31	0	2.9	314	21	0.2	2.4	0.0
Sunday, July 21, 2013	13:00	600	45	65	47	35	0	2.9	300	21	0.0	1.7	0.0
Sunday, July 21, 2013	13:10	600	43	61	46	36	0	2.9	294	21	0.4	2.2	0.0
Sunday, July 21, 2013	13:20	600	41	55	44	33	0	2.9	343	21	0.4	2.2	0.0
Sunday, July 21, 2013	13:30	600	43	62	44	35	0	2.9	339	21	0.4	1.9	0.0
Sunday, July 21, 2013	13:40	600	40	54	45	32	0	2.9	339	21	0.2	2.0	0.0
Sunday, July 21, 2013	13:50	600	41	54	45	32	0	2.9	323	21	0.0	2.0	0.0
Sunday, July 21, 2013	14:00	600	45	57	47	39	0	2.9	315	22	0.0	0.4	0.0
Sunday, July 21, 2013	14:10	600	39	54	44	31	0	2.9	316	22	0.0	0.2	0.0
Sunday, July 21, 2013	14:20	600	39	52	43	32	0	2.9	299	23	0.0	0.0	0.0
Sunday, July 21, 2013	14:30	600	39	48	44	31	0	2.9	312	22	0.4	2.4	0.0
Sunday, July 21, 2013	14:40	600	39	55	40	34	0	2.9	284	22	0.4	2.8	0.0
Sunday, July 21, 2013	14:50	600	36	45	38	32	0	2.9	289	22	0.0	1.9	0.0

Table A-6: Location 4 Summer Compliance Evaluation

Date	Time	Duration	Leq	Lmax	L(10)	L(90)	WT E5	WT E5	Onsite Met	Onsite Met	Loc. 6	Loc. 6	Loc. 6
	Start Time	(sec)	(dBA)	(dBA)	(dBA)	(dBA)	Output (kW)	HH WS (m/s)	WD @ 75m (degrees)	Temp. (°C)	Avg. WS @ 2m (m/s)	Gust WS @ 2m (m/s)	Precip. (mm)
Sunday, July 21, 2013	15:00	600	41	53	45	33	0	2.9	330	22	0.2	2.2	0.0
Sunday, July 21, 2013	15:10	600	37	51	40	30	40	3.8	330	22	0.0	1.1	0.0
Sunday, July 21, 2013	15:20	600	36	48	38	30	61	3.8	318	21	0.2	2.2	0.0
Sunday, July 21, 2013	15:30	600	36	51	40	30	183	5.2	318	21	0.2	1.3	0.0
Sunday, July 21, 2013	15:40	600	50	70	47	31	98	4.4	327	22	0.2	1.9	0.0
Sunday, July 21, 2013	15:50	600	39	57	40	31	146	4.9	304	22	0.0	0.9	0.0
Sunday, July 21, 2013	16:00	600	38	55	41	31	239	5.7	321	22	0.0	0.9	0.0
Sunday, July 21, 2013	16:10	600	38	55	40	30	158	5.1	329	22	0.6	3.7	0.0
Sunday, July 21, 2013	16:20	600	39	55	42	32	127	4.7	331	22	0.0	1.7	0.0
Sunday, July 21, 2013	16:30	600	40	57	44	30	94	4.3	337	22	0.0	3.3	0.0
Sunday, July 21, 2013	16:40	600	40	57	42	30	47	3.7	330	23	0.0	0.0	0.0
Sunday, July 21, 2013	16:50	600	42	58	42	31	14	3.1	326	23	0.0	0.0	0.0
Sunday, July 21, 2013	17:00	600	37	53	39	30	6	2.9	314	22	0.0	1.7	0.0
Sunday, July 21, 2013	17:10	600	45	57	49	33	2	2.8	328	22	0.0	0.0	0.0
Sunday, July 21, 2013	17:20	600	47	56	50	41	30	3.2	312	22	0.0	0.4	0.0
Sunday, July 21, 2013	17:30	600	44	49	46	36	-4	2.4	329	22	0.0	0.0	0.0
Sunday, July 21, 2013	17:40	600	40	56	45	30	19	3.1	322	22	0.0	0.0	0.0
Sunday, July 21, 2013	17:50	600	47	65	49	33	41	3.6	326	22	0.0	0.0	0.0
Sunday, July 21, 2013	18:00	600	44	62	46	32	32	3.4	308	22	0.0	0.0	0.0
Sunday, July 21, 2013	18:10	600	44	57	47	33	82	4.2	316	21	0.0	0.0	0.0
Sunday, July 21, 2013	18:20	600	45	70	47	39	30	3.5	311	21	0.0	0.0	0.0
Sunday, July 21, 2013	18:30	600	49	56	54	33	75	4.1	310	21	0.0	0.0	0.0
Sunday, July 21, 2013	18:40	600	52	55	54	48	53	3.7	326	21	0.0	0.6	0.0
Sunday, July 21, 2013	18:50	600	49	58	53	32	42	3.5	315	21	0.0	1.1	0.0
Sunday, July 21, 2013	19:00	600	41	53	46	32	72	4.0	320	21	0.0	0.2	0.0
Sunday, July 21, 2013	19:10	600	43	57	46	37	51	3.9	321	20	0.0	0.0	0.0
Sunday, July 21, 2013	19:20	600	42	55	44	37	55	3.9	314	20	0.0	0.0	0.0
Sunday, July 21, 2013	19:30	600	41	54	44	37	53	3.8	309	19	0.0	0.0	0.0
Sunday, July 21, 2013	19:40	600	37	52	39	33	50	4.0	319	19	0.0	0.0	0.0
Sunday, July 21, 2013	19:50	600	36	49	37	33	37	3.7	320	19	0.0	0.0	0.0
Sunday, July 21, 2013	20:00	600	37	54	38	33	24	3.6	320	19	0.0	0.0	0.0
Sunday, July 21, 2013	20:10	600	46	53	50	35	15	3.1	323	18	0.0	0.0	0.0
Sunday, July 21, 2013	20:20	600	44	52	48	34	-5	2.7	321	18	0.0	0.0	0.0
Sunday, July 21, 2013	20:30	600	42	51	47	33	-4	2.1	321	18	0.0	0.0	0.0
Sunday, July 21, 2013	20:40	600	44	54	48	34	-4	2.0	321	17	0.0	0.0	0.0
Sunday, July 21, 2013	20:50	600	45	52	49	37	-4	2.4	321	17	0.0	0.0	0.0
Sunday, July 21, 2013	21:00	600	40	52	43	33	-4	2.8	321	18	0.0	0.0	0.0
Sunday, July 21, 2013	21:10	600	37	49	38	34	-7	2.8	321	17	0.0	0.0	0.0
Sunday, July 21, 2013	21:20	600	39	56	42	34	-4	1.6	97	17	0.0	0.0	0.0
Sunday, July 21, 2013	21:30	600	38	50	42	33	-4	0.8	102	17	0.0	0.0	0.0
Sunday, July 21, 2013	21:40	600	40	48	44	33	-4	1.4	88	17	0.0	0.0	0.0
Sunday, July 21, 2013	21:50	600	37	50	39	33	-4	1.9	132	17	0.0	0.0	0.0
Sunday, July 21, 2013	22:00	600	37	55	39	33	-4	1.8	132	17	0.0	0.0	0.0
Sunday, July 21, 2013	22:10	600	37	46	40	34	-2	1.2	132	17	0.0	0.0	0.0
Sunday, July 21, 2013	22:20	600	39	56	39	34	0	1.4	133	17	0.0	0.0	0.0
Sunday, July 21, 2013	22:30	600	36	42	37	34	0	2.2	153	17	0.0	0.0	0.0
Sunday, July 21, 2013	22:40	600	41	56	41	33	0	3.3	153	17	0.0	0.0	0.0
Sunday, July 21, 2013	22:50	600	37	54	38	32	5	3.3	146	17	0.0	0.0	0.0
Sunday, July 21, 2013	23:00	600	34	43	35	32	6	3.4	141	17	0.0	0.0	0.0
Sunday, July 21, 2013	23:10	600	33	40	34	32	2	3.2	136	17	0.0	0.0	0.0
Sunday, July 21, 2013	23:20	600	33	38	34	32	29	3.8	123	17	0.0	0.0	0.0
Sunday, July 21, 2013	23:30	600	37	45	40	32	26	3.6	127	17	0.0	0.0	0.0
Sunday, July 21, 2013	23:40	600	33	41	34	32	7	3.2	112	17	0.0	0.0	0.0
Sunday, July 21, 2013	23:50	600	33	41	33	31	-5	3.0	114	17	0.0	0.0	0.0
Monday, July 22, 2013	0:00	600	35	46	39	32	1	3.2	106	17	0.0	0.0	0.0
Monday, July 22, 2013	0:10	600	39	54	41	32	-4	2.8	92	17	0.0	0.0	0.0
Monday, July 22, 2013	0:20	600	36	44	40	32	-6	2.7	91	17	0.0	0.0	0.0
Monday, July 22, 2013	0:30	600	35	44	39	32	-4	2.0	98	16	0.0	0.0	0.0
Monday, July 22, 2013	0:40	600	32	44	33	31	-4	1.9	96	16	0.0	0.0	0.0
Monday, July 22, 2013	0:50	600	33	41	34	32	-4	2.2	83	15	0.0	0.0	0.0
Monday, July 22, 2013	1:00	600	36	53	36	32	-4	2.7	95	15	0.0	0.0	0.0
Monday, July 22, 2013	1:10	600	35	45	38	32	-4	2.8	87	15	0.0	0.0	0.0
Monday, July 22, 2013	1:20	600	33	43	34	31	-6	2.8	83	15	0.0	0.0	0.0
Monday, July 22, 2013	1:30	600	33	43	34	32	-3	2.8	71	16	0.0	0.0	0.0
Monday, July 22, 2013	1:40	600	33	41	34	32	-1	3.2	69	16	0.0	0.0	0.0
Monday, July 22, 2013	1:50	600	32	38	33	31	9	3.7	56	16	0.0	0.0	0.0
Monday, July 22, 2013	2:00	600	34	44	36	32	-4	4.2	55	16	0.0	0.0	0.0
Monday, July 22, 2013	2:10	600	37	48	42	32	-4	4.5	57	16	0.0	0.0	0.0
Monday, July 22, 2013	2:20	600	33	41	33	32	-4	5.0	69	16	0.0	0.0	0.0
Monday, July 22, 2013	2:30	600	34	48	34	31	-4	4.8	78	16	0.0	0.0	0.0
Monday, July 22, 2013	2:40	600	32	43	33	31	-4	4.6	90	16	0.0	0.0	0.0
Monday, July 22, 2013	2:50	600	37	49	41	31	-2	4.4	92	16	0.0	0.0	0.0
Monday, July 22, 2013	3:00	600	34	47	36	31	33	4.2	99	16	0.0	0.0	0.0
Monday, July 22, 2013	3:10	600	33	46	33	32	85	4.3	86	16	0.0	0.0	0.0
Monday, July 22, 2013	3:20	600	32	36	33	31	87	4.4	96	15	0.0	0.0	0.0
Monday, July 22, 2013	3:30	600	33	44	33	31	70	4.2	104	15	0.0	0.0	0.0
Monday, July 22, 2013	3:40	600	35	46	39	31	67	4.2	100	15	0.0	0.0	0.0
Monday, July 22, 2013	3:50	600	34	44	36	32	86	4.3	100	15	0.0	0.0	0.0
Monday, July 22, 2013	4:00	600	33	38	33	32	104	4.6	91	15	0.0	0.0	0.0
Monday, July 22, 2013	4:10	600	33	39	34	32	116	4.6	80	15	0.0	0.0	0.0
Monday, July 22, 2013	4:20	600	33	39	34	32	171	5.2	82	15	0.0	0.0	0.0
Monday, July 22, 2013	4:30	600	37	57	34	32	188	5.3	86	15	0.0	0.0	0.0
Monday, July 22, 2013	4:40	600	34	45	36	32	222	5.7	89	15	0.0	0.0	0.0
Monday, July 22, 2013	4:50	600	36	45	39	32	189	5.2	91	15	0.0	0.0	0.0
Monday, July 22, 2013	5:00	600	36	43	38	33	168	5.1	86	15	0.0	0.0	0.0
Monday, July 22, 2013	5:10	600	35	43	37	32	190	5.3	87	15	0.0	0.0	0.0
Monday, July 22, 2013	5:20	600	40	56	42	33	239	5.7	88	15	0.0	0.0	0.0
Monday, July 22, 2013	5:30	600	39	51	42	34	273	5.9	90	15	0.0	0.0	0.0
Monday, July 22, 2013	5:40	600	43	57	48	34	276	6.1	91	15	0.0	0.0	0.0
Monday, July 22, 2013	5:50	600	44	58	49	33	227	5.7	96	15	0.0	0.0	0.0
Monday, July 22, 2013	6:00	600	37	52	39	32	277	6.0	101	15	0.0	0.0	0.0
Monday, July 22, 2013	6:10	600	40	57	43	33	368	6.6	99	15	0.0	0.0	0.0
Monday, July 22, 2013	6:20	600	42	59	45	33	313	6.3	102	15	0.0	0.0	0.0
Monday, July 22, 2013	6:30	600	43	59	46	37	234	5.6	101	16	0.0	0.0	0.0

Table A-6: Location 4 Summer Compliance Evaluation

Date	Time	Duration	Leq	Lmax	L(10)	L(90)	WT E5	WT E5	Onsite Met	Onsite Met	Loc. 6	Loc. 6	Loc. 6
	Start Time	(sec)	(dBA)	(dBA)	(dBA)	(dBA)	Output (kW)	HH WS (m/s)	WD @ 75m (degrees)	Temp. (°C)	Avg. WS @ 2m (m/s)	Gust WS @ 2m (m/s)	Precip. (mm)
Monday, July 22, 2013	6:40	600	40	55	41	34	240	5.8	100	16	0.0	0.0	0.0
Monday, July 22, 2013	6:50	600	36	46	38	34	266	6.0	97	16	0.0	0.0	0.0
Monday, July 22, 2013	7:00	600	38	57	39	33	308	6.4	96	16	0.0	0.0	0.0
Monday, July 22, 2013	7:10	600	37	48	40	33	299	6.3	90	16	0.0	0.0	0.0
Monday, July 22, 2013	7:20	600	39	54	42	34	314	6.1	86	16	0.0	0.0	0.0
Monday, July 22, 2013	7:30	600	41	60	43	34	421	6.7	88	16	0.0	0.0	0.0
Monday, July 22, 2013	7:40	600	39	55	41	34	512	7.3	87	16	0.0	0.0	0.0
Monday, July 22, 2013	7:50	600	38	57	38	33	447	6.8	86	15	0.0	0.0	0.0
Monday, July 22, 2013	8:00	600	41	57	42	33	355	6.5	90	15	0.0	0.0	0.0
Monday, July 22, 2013	8:10	600	47	70	46	34	357	6.6	87	15	0.0	0.0	0.0
Monday, July 22, 2013	8:20	600	38	58	40	33	384	6.6	89	15	0.0	0.0	0.0
Monday, July 22, 2013	8:30	600	40	56	42	34	346	6.3	92	15	0.0	0.0	0.0
Monday, July 22, 2013	8:40	600	39	60	38	34	348	6.3	97	15	0.0	0.0	0.0
Monday, July 22, 2013	8:50	600	42	65	42	34	309	6.1	103	15	0.0	0.0	0.0
Monday, July 22, 2013	9:00	600	41	60	39	33	233	5.7	101	16	0.0	0.0	0.0
Monday, July 22, 2013	9:10	600	37	50	41	33	191	5.3	91	16	0.0	0.0	0.0
Monday, July 22, 2013	9:20	600	39	56	38	32	112	4.6	89	16	0.0	0.0	0.0
Monday, July 22, 2013	9:30	600	39	57	41	33	91	4.4	105	16	0.0	0.0	0.0
Monday, July 22, 2013	9:40	600	42	55	46	33	64	4.1	118	16	0.0	0.0	0.0
Monday, July 22, 2013	9:50	600	41	61	43	32	20	3.5	122	16	0.0	0.0	0.0
Monday, July 22, 2013	10:00	600	43	56	48	34	71	4.2	131	16	0.0	0.4	0.0
Monday, July 22, 2013	10:10	600	41	58	43	33	79	4.5	129	17	0.0	0.0	0.0
Monday, July 22, 2013	10:20	600	38	53	40	33	82	4.4	126	18	0.0	0.0	0.0
Monday, July 22, 2013	10:30	600	40	54	41	33	56	4.0	127	18	0.0	0.0	0.0
Monday, July 22, 2013	10:40	600	45	60	49	35	69	4.2	130	18	0.0	0.0	0.0
Monday, July 22, 2013	10:50	600	43	62	45	36	86	4.3	130	18	0.0	0.0	0.0
Monday, July 22, 2013	11:00	600	43	58	47	36	68	4.0	123	18	0.0	0.0	0.0
Monday, July 22, 2013	11:10	600	43	58	45	37	105	4.5	124	18	0.0	0.0	0.0
Monday, July 22, 2013	11:20	600	40	55	42	36	111	4.5	128	18	0.0	0.0	0.0
Monday, July 22, 2013	11:30	600	43	57	45	36	99	4.5	136	18	0.0	0.0	0.0
Monday, July 22, 2013	11:40	600	42	51	46	36	121	4.7	137	18	0.0	0.0	0.0
Monday, July 22, 2013	11:50	600	41	55	43	36	90	4.3	140	17	0.0	0.0	0.0
Monday, July 22, 2013	12:00	600	40	55	40	35	88	4.2	140	17	0.0	0.0	0.0
Monday, July 22, 2013	12:10	600	43	62	44	35	106	4.4	138	17	0.0	0.0	0.0
Monday, July 22, 2013	12:20	600	37	50	39	34	175	5.1	141	17	0.0	0.7	0.0
Monday, July 22, 2013	12:30	600	40	56	39	33	155	4.9	143	17	0.0	0.0	0.0
Monday, July 22, 2013	12:40	600	39	55	40	32	28	3.4	142	17	0.0	0.0	0.0
Monday, July 22, 2013	12:50	600	43	63	44	33	5	3.0	146	17	0.0	1.3	0.0
Monday, July 22, 2013	13:00	600	40	51	44	33	27	3.5	134	17	0.0	0.0	0.0
Monday, July 22, 2013	13:10	600	40	59	42	33	4	2.8	123	18	0.0	0.0	0.0
Monday, July 22, 2013	13:20	600	51	79	51	34	3	3.0	137	18	0.0	0.0	0.0
Monday, July 22, 2013	13:30	600	48	63	51	35	-2	2.7	141	18	0.0	0.0	0.0
Monday, July 22, 2013	13:40	600	38	51	40	35	5	2.9	143	18	0.0	0.0	0.0
Monday, July 22, 2013	13:50	600	48	66	51	36	-4	2.8	148	18	0.0	0.0	0.0
Monday, July 22, 2013	14:00	600	49	64	51	34	-4	3.7	154	18	0.0	0.0	0.0
Monday, July 22, 2013	14:10	600	44	57	48	34	-4	5.4	144	18	0.0	0.0	0.0
Monday, July 22, 2013	14:20	600	40	56	41	35	-4	4.3	144	18	0.0	0.0	0.0
Monday, July 22, 2013	14:30	600	46	63	50	35	-4	3.2	153	18	0.0	0.0	0.0
Monday, July 22, 2013	14:40	600	49	67	52	37	-4	3.0	152	18	0.0	0.0	0.0
Monday, July 22, 2013	14:50	600	51	64	55	40	-2	2.4	155	19	0.0	0.0	0.0
Monday, July 22, 2013	15:00	600	42	53	45	34	0	2.2	162	19	0.0	0.0	0.0
Monday, July 22, 2013	15:10	600	40	54	44	34	0	1.8	160	18	0.0	0.0	0.0
Monday, July 22, 2013	15:20	600	41	55	44	34	7	3.3	152	18	0.0	0.0	0.0
Monday, July 22, 2013	15:30	600	41	55	44	34	-12	2.8	138	18	0.0	0.0	0.0
Monday, July 22, 2013	15:40	600	42	57	44	35	-9	2.7	138	19	0.0	0.0	0.0
Monday, July 22, 2013	15:50	600	50	63	54	40	8	3.4	116	19	0.0	0.0	0.0
Monday, July 22, 2013	16:00	600	50	63	53	35	75	4.2	104	19	0.0	0.0	0.0
Monday, July 22, 2013	16:10	600	38	53	39	34	93	4.4	108	18	0.0	0.0	0.0
Monday, July 22, 2013	16:20	600	41	58	42	33	110	4.6	119	18	0.0	0.0	0.0
Monday, July 22, 2013	16:30	600	41	65	40	34	130	4.8	122	19	0.0	0.0	0.0
Monday, July 22, 2013	16:40	600	42	59	43	35	143	4.9	124	18	0.0	0.0	0.0
Monday, July 22, 2013	16:50	600	37	48	39	34	105	4.5	133	18	0.0	0.0	0.0
Monday, July 22, 2013	17:00	600	39	56	41	33	146	4.9	131	18	0.0	0.0	0.0
Monday, July 22, 2013	17:10	600	37	54	37	33	177	5.2	126	18	0.0	0.0	0.0
Monday, July 22, 2013	17:20	600	36	52	37	33	117	4.6	125	18	0.0	0.0	0.0
Monday, July 22, 2013	17:30	600	41	54	45	33	58	3.7	124	19	0.0	0.0	0.0
Monday, July 22, 2013	17:40	600	37	55	37	32	82	4.2	128	19	0.0	0.0	0.0
Monday, July 22, 2013	17:50	600	36	53	36	33	131	4.7	113	19	0.0	0.0	0.0
Monday, July 22, 2013	18:00	600	41	57	38	32	130	4.7	111	19	0.0	0.0	0.0
Monday, July 22, 2013	18:10	600	38	56	36	32	187	5.2	106	19	0.0	0.0	0.0
Monday, July 22, 2013	18:20	600	37	52	37	32	151	5.1	110	19	0.0	0.0	0.0
Monday, July 22, 2013	18:30	600	36	50	39	33	63	3.9	97	18	0.0	0.0	0.0
Monday, July 22, 2013	18:40	600	37	57	38	33	23	3.1	102	18	0.0	0.0	0.0
Monday, July 22, 2013	18:50	600	37	55	37	32	93	4.4	104	18	0.0	0.0	0.0
Monday, July 22, 2013	19:00	600	37	51	40	32	35	3.5	106	18	0.0	0.0	0.0
Monday, July 22, 2013	19:10	600	37	54	37	32	168	5.2	106	18	0.0	0.0	0.0
Monday, July 22, 2013	19:20	600	34	50	35	31	240	5.8	102	18	0.0	0.0	0.0
Monday, July 22, 2013	19:30	600	36	57	37	31	278	6.0	105	18	0.0	0.0	0.0
Monday, July 22, 2013	19:40	600	40	57	43	32	277	6.0	110	18	0.0	0.0	0.0
Monday, July 22, 2013	19:50	600	40	48	44	31	413	6.7	111	18	0.0	0.0	0.0
Monday, July 22, 2013	20:00	600	41	48	45	34	316	6.0	106	18	0.0	0.0	0.0
Monday, July 22, 2013	20:10	600	43	54	46	36	212	5.5	107	18	0.0	0.0	0.0
Monday, July 22, 2013	20:20	600	41	57	43	32	162	5.0	105	18	0.0	0.0	0.0
Monday, July 22, 2013	20:30	600	33	37	34	32	286	6.0	106	18	0.0	0.0	0.0
Monday, July 22, 2013	20:40	600	40	52	43	33	291	5.9	105	18	0.0	0.0	0.0
Monday, July 22, 2013	20:50	600	35	45	37	32	348	6.3	103	18	0.0	0.0	0.0
Monday, July 22, 2013	21:00	600	36	50	37	33	276	6.0	102	18	0.0	0.0	0.0
Monday, July 22, 2013	21:10	600	37	53	40	33	245	5.8	106	18	0.0	0.0	0.0
Monday, July 22, 2013	21:20	600	39	54	41	34	253	5.8	103	18	0.0	0.0	0.0
Monday, July 22, 2013	21:30	600	38	48	42	33	333	6.3	99	18	0.0	0.0	0.0
Monday, July 22, 2013	21:40	600	36	50	37	34	310	6.3	102	18	0.0	0.0	0.0
Monday, July 22, 2013	21:50	600	34	42	36	33	278	6.1	108	18	0.0	0.0	0.0
Monday, July 22, 2013	22:00	600	35	44	37	34	237	5.7	119	18	0.0	0.0	0.0
Monday, July 22, 2013	22:10	600	35	44	37	34	252	5.9	120	18	0.0	0.0	0.0

Table A-6: Location 4 Summer Compliance Evaluation

Date	Time	Duration	Leq	Lmax	L(10)	L(90)	WT E5	WT E5	Onsite Met	Onsite Met	Loc. 6	Loc. 6	Loc. 6
	Start Time	(sec)	(dBA)	(dBA)	(dBA)	(dBA)	Output (kW)	HH WS (m/s)	WD @ 75m (degrees)	Temp. (°C)	Avg. WS @ 2m (m/s)	Gust WS @ 2m (m/s)	Precip. (mm)
Monday, July 22, 2013	22:20	600	35	46	37	33	340	6.3	132	18	0.0	0.0	0.0
Monday, July 22, 2013	22:30	600	34	42	35	33	207	5.5	136	17	0.0	0.0	0.0
Monday, July 22, 2013	22:40	600	35	47	37	33	256	5.9	130	17	0.0	0.0	0.0
Monday, July 22, 2013	22:50	600	36	48	38	35	406	6.7	131	17	0.0	0.0	0.0
Monday, July 22, 2013	23:00	600	38	44	41	34	346	6.3	131	17	0.0	0.0	0.0
Monday, July 22, 2013	23:10	600	39	45	41	35	193	5.3	131	17	0.0	0.0	0.0
Monday, July 22, 2013	23:20	600	41	46	44	35	172	5.1	129	17	0.0	0.0	0.0
Monday, July 22, 2013	23:30	600	42	47	45	36	172	5.2	130	17	0.0	0.0	0.0
Monday, July 22, 2013	23:40	600	39	56	40	34	211	5.5	131	17	0.0	0.0	0.0
Monday, July 22, 2013	23:50	600	32	38	34	31	113	4.6	134	16	0.0	0.0	0.0
Tuesday, July 23, 2013	0:00	600	35	45	38	31	158	5.1	127	16	0.0	0.0	0.0
Tuesday, July 23, 2013	0:10	600	38	45	42	32	125	4.6	127	16	0.0	0.0	0.0
Tuesday, July 23, 2013	0:20	600	35	41	36	32	114	4.7	122	16	0.0	0.0	0.0
Tuesday, July 23, 2013	0:30	600	34	45	35	31	218	5.5	123	16	0.0	0.0	0.0
Tuesday, July 23, 2013	0:40	600	34	48	36	32	203	5.3	119	16	0.0	0.0	0.0
Tuesday, July 23, 2013	0:50	600	32	46	33	31	231	5.8	108	16	0.0	0.0	0.0
Tuesday, July 23, 2013	1:00	600	38	54	36	32	369	6.6	102	16	0.0	0.0	0.0
Tuesday, July 23, 2013	1:10	600	36	51	39	32	239	5.7	103	16	0.0	0.0	0.0
Tuesday, July 23, 2013	1:20	600	35	48	38	31	219	5.7	110	15	0.0	0.0	0.0
Tuesday, July 23, 2013	1:30	600	37	41	38	36	230	5.7	109	15	0.0	0.0	0.0
Tuesday, July 23, 2013	1:40	600	36	49	38	32	281	6.0	104	15	0.0	0.0	0.0
Tuesday, July 23, 2013	1:50	600	32	42	34	31	138	5.8	100	15	0.0	0.0	0.0
Tuesday, July 23, 2013	2:00	600	32	39	33	30	-4	6.3	99	15	0.0	0.0	0.0
Tuesday, July 23, 2013	2:10	600	32	38	33	30	-4	6.7	93	15	0.0	0.0	0.0
Tuesday, July 23, 2013	2:20	600	32	36	33	31	-4	6.9	91	15	0.0	0.0	0.0
Tuesday, July 23, 2013	2:30	600	34	41	35	32	-4	7.2	98	15	0.0	0.0	0.0
Tuesday, July 23, 2013	2:40	600	34	40	36	32	-4	7.0	100	15	0.0	0.0	0.3
Tuesday, July 23, 2013	2:50	600	37	48	38	36	-2	7.0	97	15	0.0	0.0	0.0
Tuesday, July 23, 2013	3:00	600	39	50	42	36	390	7.3	94	15	0.0	0.0	0.0
Tuesday, July 23, 2013	3:10	600	42	50	43	41	453	7.2	89	15	0.0	0.0	0.3
Tuesday, July 23, 2013	3:20	600	41	52	42	41	544	7.8	86	15	0.0	0.0	0.3
Tuesday, July 23, 2013	3:30	600	42	48	43	41	464	7.1	81	14	0.0	0.0	0.0
Tuesday, July 23, 2013	3:40	600	44	50	45	42	401	6.8	75	14	0.0	0.0	0.3
Tuesday, July 23, 2013	3:50	600	46	51	47	44	424	6.9	76	14	0.0	0.0	0.3
Tuesday, July 23, 2013	4:00	600	43	49	44	42	431	7.2	76	15	0.0	0.0	0.3
Tuesday, July 23, 2013	4:10	600	44	51	46	43	462	7.2	75	15	0.0	0.0	0.3
Tuesday, July 23, 2013	4:20	600	45	52	47	43	480	7.2	74	15	0.0	0.0	0.5
Tuesday, July 23, 2013	4:30	600	46	56	48	44	452	7.3	73	15	0.0	0.0	0.3
Tuesday, July 23, 2013	4:40	600	47	55	48	45	418	6.9	75	15	0.0	0.0	0.5
Tuesday, July 23, 2013	4:50	600	49	58	50	48	362	6.4	74	15	0.0	0.0	0.3
Tuesday, July 23, 2013	5:00	600	46	53	49	44	228	5.3	76	15	0.0	0.0	0.0
Tuesday, July 23, 2013	5:10	600	45	53	47	43	152	5.0	80	15	0.0	0.0	0.0
Tuesday, July 23, 2013	5:20	600	46	52	47	44	204	5.5	85	15	0.0	0.0	0.3
Tuesday, July 23, 2013	5:30	600	48	54	49	46	256	6.2	85	15	0.0	0.0	0.3
Tuesday, July 23, 2013	5:40	600	47	53	49	45	194	5.5	81	15	0.0	0.0	0.5
Tuesday, July 23, 2013	5:50	600	45	52	47	43	234	5.9	81	15	0.0	0.0	0.3
Tuesday, July 23, 2013	6:00	600	49	60	51	47	92	4.6	80	15	0.0	0.0	0.3
Tuesday, July 23, 2013	6:10	600	50	59	52	46	300	6.4	77	15	0.0	0.0	1.3
Tuesday, July 23, 2013	6:20	600	53	57	55	52	411	7.0	74	15	0.0	0.0	0.8
Tuesday, July 23, 2013	6:30	600	51	63	53	47	323	6.4	73	15	0.0	0.0	0.5
Tuesday, July 23, 2013	6:40	600	47	59	49	46	316	6.3	79	15	0.0	0.0	0.5
Tuesday, July 23, 2013	6:50	600	47	53	48	46	312	6.3	78	15	0.0	0.0	0.8
Tuesday, July 23, 2013	7:00	600	50	59	52	47	332	6.6	77	15	0.0	0.0	0.3
Tuesday, July 23, 2013	7:10	600	48	61	48	46	307	6.3	83	15	0.0	0.6	0.3
Tuesday, July 23, 2013	7:20	600	49	55	50	48	652	7.8	86	15	0.0	0.0	0.5
Tuesday, July 23, 2013	7:30	600	50	63	51	48	846	8.5	82	15	0.0	0.0	0.8
Tuesday, July 23, 2013	7:40	600	51	62	53	50	1141	9.8	85	15	0.0	0.0	0.8
Tuesday, July 23, 2013	7:50	600	53	56	55	51	659	7.8	85	15	0.0	0.0	3.0
Tuesday, July 23, 2013	8:00	600	55	58	56	53	316	6.2	82	15	0.0	0.0	4.3
Tuesday, July 23, 2013	8:10	600	54	67	57	52	301	6.2	84	14	0.0	0.0	1.8
Tuesday, July 23, 2013	8:20	600	55	59	57	53	812	8.3	86	14	0.0	0.0	1.0
Tuesday, July 23, 2013	8:30	600	52	66	53	49	676	7.8	85	14	0.0	0.0	1.5
Tuesday, July 23, 2013	8:40	600	52	65	53	50	552	7.4	76	14	0.0	0.7	1.0
Tuesday, July 23, 2013	8:50	600	48	53	49	47	764	8.3	76	14	0.0	0.0	0.8
Tuesday, July 23, 2013	9:00	600	48	58	50	47	937	8.5	83	15	0.0	0.0	1.0
Tuesday, July 23, 2013	9:10	600	49	62	50	46	600	7.3	84	15	0.0	1.9	0.5
Tuesday, July 23, 2013	9:20	600	56	63	61	47	13	3.0	90	15	0.0	2.6	0.5
Tuesday, July 23, 2013	9:30	600	54	66	59	47	357	6.4	94	15	0.0	0.0	0.0
Tuesday, July 23, 2013	9:40	600	52	63	55	46	488	7.2	87	15	0.0	0.0	0.0
Tuesday, July 23, 2013	9:50	600	58	67	60	57	561	7.2	83	15	0.0	0.0	0.3
Tuesday, July 23, 2013	10:00	600	54	59	55	52	528	7.1	100	15	0.0	0.0	0.0
Tuesday, July 23, 2013	10:10	600	50	60	52	48	331	6.3	93	15	0.0	0.0	2.3
Tuesday, July 23, 2013	10:20	600	48	60	50	46	199	5.3	91	15	0.0	0.0	0.5
Tuesday, July 23, 2013	10:30	600	50	61	54	47	78	4.4	84	16	0.0	0.0	0.8
Tuesday, July 23, 2013	10:40	600	48	52	51	45	296	6.1	85	16	0.0	0.0	0.3
Tuesday, July 23, 2013	10:50	600	46	53	47	45	154	5.1	83	16	0.0	0.0	0.3
Tuesday, July 23, 2013	11:00	600	49	63	52	45	253	5.9	82	16	0.0	0.0	0.3
Tuesday, July 23, 2013	11:10	600	45	53	46	44	227	5.6	85	16	0.0	0.0	0.0
Tuesday, July 23, 2013	11:20	600	46	62	46	43	156	5.1	90	16	0.0	0.0	0.0
Tuesday, July 23, 2013	11:30	600	45	62	45	43	95	4.5	88	16	0.0	0.0	0.0
Tuesday, July 23, 2013	11:40	600	46	59	47	43	95	4.3	86	16	0.0	0.0	0.0
Tuesday, July 23, 2013	11:50	600	44	52	44	43	112	4.7	85	16	0.0	0.0	0.0
Tuesday, July 23, 2013	12:00	600	44	54	44	42	103	4.5	85	16	0.0	0.0	0.0
Tuesday, July 23, 2013	12:10	600	45	60	45	42	95	4.5	83	16	0.0	0.0	0.0
Tuesday, July 23, 2013	12:20	600	46	58	48	42	70	4.3	86	16	0.0	0.0	0.5
Tuesday, July 23, 2013	12:30	600	44	52	45	42	56	3.8	74	16	0.0	0.0	0.3
Tuesday, July 23, 2013	12:40	600	43	54	44	42	53	3.9	82	16	0.0	0.0	0.0
Tuesday, July 23, 2013	12:50	600	42	50	43	41	61	4.1	75	16	0.0	0.0	0.3
Tuesday, July 23, 2013	13:00	600	44	59	44	42	29	3.6	76	16	0.0	0.0	1.0
Tuesday, July 23, 2013	13:10	600	48	60	51	44	29	3.6	80	16	0.0	0.0	0.3
Tuesday, July 23, 2013	13:20	600	46	61	46	43	83	4.4	82	16	0.0	0.0	0.0
Tuesday, July 23, 2013	13:30	600	44	57	44	42	41	3.9	80	16	0.0	0.0	0.0
Tuesday, July 23, 2013	13:40	600	44	58	44	42	-4	2.3	76	16	0.0	0.0	0.0
Tuesday, July 23, 2013	13:50	600	42	49	43	41	-4	1.5	82	16	0.0	0.0	0.0

Table A-6: Location 4 Summer Compliance Evaluation

Date	Time	Duration	Leq	Lmax	L(10)	L(90)	WT E5	WT E5	Onsite Met	Onsite Met	Loc. 6	Loc. 6	Loc. 6
	Start Time	(sec)	(dBA)	(dBA)	(dBA)	(dBA)	Output (kW)	HH WS (m/s)	WD @ 75m (degrees)	Temp. (°C)	Avg. WS @ 2m (m/s)	Gust WS @ 2m (m/s)	Precip. (mm)
Tuesday, July 23, 2013	14:00	600	42	53	43	41	-4	1.2	239	17	0.0	0.0	0.3
Tuesday, July 23, 2013	14:10	600	42	56	43	41	-4	1.4	239	17	0.0	0.0	0.0
Tuesday, July 23, 2013	14:20	600	44	52	46	41	-4	1.0	258	17	0.0	0.0	0.0
Tuesday, July 23, 2013	14:30	600	43	59	42	41	-4	1.0	258	17	0.0	0.0	0.0
Tuesday, July 23, 2013	14:40	600	43	57	44	41	0	1.2	258	17	0.0	0.0	0.0
Tuesday, July 23, 2013	14:50	600	42	56	43	40	0	1.5	267	17	0.0	0.0	0.0
Tuesday, July 23, 2013	15:00	600	45	56	48	41	0	2.3	296	18	0.0	0.0	0.0
Tuesday, July 23, 2013	15:10	600	43	56	44	41	0	1.8	311	18	0.0	0.0	0.0
Tuesday, July 23, 2013	15:20	600	41	46	42	40	0	1.8	304	18	0.0	0.0	0.0
Tuesday, July 23, 2013	15:30	600	41	44	42	40	0	2.4	288	18	0.0	0.0	0.0
Tuesday, July 23, 2013	15:40	600	42	57	42	40	14	3.8	294	18	0.0	0.0	0.0
Tuesday, July 23, 2013	15:50	600	43	56	43	41	10	3.0	303	18	0.0	0.0	0.0
Tuesday, July 23, 2013	16:00	600	43	52	45	40	16	3.4	293	18	0.0	0.0	0.0
Tuesday, July 23, 2013	16:10	600	44	57	46	41	92	4.2	310	18	0.0	0.0	0.0
Tuesday, July 23, 2013	16:20	600	43	51	46	40	199	5.4	305	18	0.0	0.0	0.0
Tuesday, July 23, 2013	16:30	600	42	58	42	40	327	6.4	304	18	0.0	0.0	0.0
Tuesday, July 23, 2013	16:40	600	43	57	43	40	362	6.5	302	18	0.0	0.2	0.0
Tuesday, July 23, 2013	16:50	600	43	56	43	40	313	6.1	305	18	0.0	0.0	0.0
Tuesday, July 23, 2013	17:00	600	42	55	42	40	435	6.9	313	19	0.0	0.6	0.0
Tuesday, July 23, 2013	17:10	600	45	56	48	40	507	7.1	308	19	0.2	2.0	0.0
Tuesday, July 23, 2013	17:20	600	43	56	43	40	539	7.2	311	19	0.0	1.1	0.0
Tuesday, July 23, 2013	17:30	600	43	56	43	40	364	6.5	318	19	0.0	0.0	0.0
Tuesday, July 23, 2013	17:40	600	41	51	42	40	283	5.7	314	19	0.0	0.4	0.0
Tuesday, July 23, 2013	17:50	600	44	54	47	41	295	5.9	313	20	0.0	0.2	0.0
Tuesday, July 23, 2013	18:00	600	44	60	44	41	330	6.3	319	19	0.0	0.6	0.0
Tuesday, July 23, 2013	18:10	600	41	45	42	40	606	7.7	322	19	0.0	0.0	0.0
Tuesday, July 23, 2013	18:20	600	42	56	43	40	666	7.9	320	19	0.0	0.0	0.0
Tuesday, July 23, 2013	18:30	600	44	56	46	40	793	8.5	319	19	0.0	0.0	0.0
Tuesday, July 23, 2013	18:40	600	41	50	42	41	662	7.7	309	19	0.0	0.2	0.0
Tuesday, July 23, 2013	18:50	600	44	55	45	41	417	6.6	312	19	0.0	0.6	0.0
Tuesday, July 23, 2013	19:00	600	44	55	47	40	358	6.3	315	19	0.0	0.2	0.0
Tuesday, July 23, 2013	19:10	600	42	52	44	40	431	6.9	310	19	0.0	0.0	0.0
Tuesday, July 23, 2013	19:20	600	45	58	48	41	306	6.0	308	19	0.0	0.0	0.0
Tuesday, July 23, 2013	19:30	600	44	51	48	41	232	5.7	299	19	0.0	0.0	0.0
Tuesday, July 23, 2013	19:40	600	42	54	42	40	207	5.4	301	18	0.0	0.0	0.0
Tuesday, July 23, 2013	19:50	600	44	53	49	40	91	4.3	297	18	0.0	0.0	0.0
Tuesday, July 23, 2013	20:00	600	47	53	50	41	69	3.9	298	18	0.0	0.0	0.0
Tuesday, July 23, 2013	20:10	600	46	53	49	41	29	3.6	301	18	0.0	0.0	0.0
Tuesday, July 23, 2013	20:20	600	46	52	49	41	34	3.6	297	18	0.0	0.0	0.0
Tuesday, July 23, 2013	20:30	600	43	55	45	40	21	3.5	287	17	0.0	0.0	0.0
Tuesday, July 23, 2013	20:40	600	47	59	50	40	32	3.7	286	17	0.0	0.0	0.0
Tuesday, July 23, 2013	20:50	600	43	55	43	40	36	4.0	286	17	0.0	0.0	0.0
Tuesday, July 23, 2013	21:00	600	42	53	43	40	52	4.1	273	17	0.0	0.0	0.0
Tuesday, July 23, 2013	21:10	600	42	45	42	41	100	4.5	261	17	0.0	0.0	0.0
Tuesday, July 23, 2013	21:20	600	43	52	46	41	80	4.3	262	17	0.0	0.0	0.0
Tuesday, July 23, 2013	21:30	600	46	52	49	41	51	3.9	270	17	0.0	0.0	0.0
Tuesday, July 23, 2013	21:40	600	47	51	50	42	70	4.4	275	17	0.0	0.0	0.0
Tuesday, July 23, 2013	21:50	600	42	47	42	41	65	4.2	272	17	0.0	0.0	0.0
Tuesday, July 23, 2013	22:00	600	46	51	49	41	76	4.3	271	17	0.0	0.0	0.0
Tuesday, July 23, 2013	22:10	600	41	48	43	40	61	4.0	246	17	0.0	0.0	0.0
Tuesday, July 23, 2013	22:20	600	41	48	43	40	88	4.4	249	17	0.0	0.0	0.0
Tuesday, July 23, 2013	22:30	600	41	50	44	39	116	4.8	250	17	0.0	0.0	0.0
Tuesday, July 23, 2013	22:40	600	41	48	44	39	127	4.8	247	17	0.0	0.0	0.0
Tuesday, July 23, 2013	22:50	600	42	55	45	39	72	4.3	239	17	0.0	0.0	0.0
Tuesday, July 23, 2013	23:00	600	39	43	41	39	54	4.1	222	17	0.0	0.0	0.0
Tuesday, July 23, 2013	23:10	600	41	45	42	39	64	4.2	213	17	0.0	0.0	0.0
Tuesday, July 23, 2013	23:20	600	41	60	40	38	61	4.1	206	18	0.0	0.0	0.0
Tuesday, July 23, 2013	23:30	600	41	49	43	40	77	4.3	219	18	0.0	0.0	0.0
Tuesday, July 23, 2013	23:40	600	40	44	41	39	113	4.7	224	18	0.0	0.0	0.0
Tuesday, July 23, 2013	23:50	600	41	47	43	39	230	5.6	223	18	0.0	0.0	0.0
Wednesday, July 24, 2013	0:00	600	41	46	42	39	211	5.4	228	18	0.0	0.0	0.0
Wednesday, July 24, 2013	0:10	600	40	46	41	38	275	6.0	227	18	0.0	0.0	0.0
Wednesday, July 24, 2013	0:20	600	39	45	40	38	302	6.2	244	18	0.0	0.0	0.0
Wednesday, July 24, 2013	0:30	600	41	48	44	38	275	5.9	251	18	0.0	0.0	0.0
Wednesday, July 24, 2013	0:40	600	40	46	42	38	307	6.3	247	17	0.0	0.0	0.0
Wednesday, July 24, 2013	0:50	600	40	47	43	38	330	6.4	251	17	0.0	0.0	0.0
Wednesday, July 24, 2013	1:00	600	41	46	42	39	252	5.7	244	17	0.0	0.0	0.0
Wednesday, July 24, 2013	1:10	600	41	56	41	38	243	5.7	246	17	0.0	0.0	0.0
Wednesday, July 24, 2013	1:20	600	39	44	40	38	174	5.2	252	17	0.0	0.0	0.0
Wednesday, July 24, 2013	1:30	600	39	42	40	38	234	5.7	253	17	0.0	0.0	0.0
Wednesday, July 24, 2013	1:40	600	39	41	40	37	313	6.4	251	17	0.0	0.0	0.0
Wednesday, July 24, 2013	1:50	600	38	41	39	38	138	5.6	246	17	0.0	0.0	0.0
Wednesday, July 24, 2013	2:00	600	38	40	39	38	-4	5.6	249	17	0.0	0.0	0.0
Wednesday, July 24, 2013	2:10	600	38	41	39	37	-4	5.6	248	17	0.0	0.0	0.0
Wednesday, July 24, 2013	2:20	600	39	40	40	38	-4	7.0	248	17	0.0	0.0	0.0
Wednesday, July 24, 2013	2:30	600	39	48	40	37	-4	7.1	251	17	0.0	0.0	0.0
Wednesday, July 24, 2013	2:40	600	38	45	39	37	-4	7.1	255	17	0.0	0.0	0.0
Wednesday, July 24, 2013	2:50	600	39	45	40	37	-2	8.3	257	18	0.0	0.0	0.0
Wednesday, July 24, 2013	3:00	600	39	45	40	38	578	7.8	258	18	0.0	0.0	0.0
Wednesday, July 24, 2013	3:10	600	39	43	40	38	585	7.4	256	18	0.0	0.0	0.0
Wednesday, July 24, 2013	3:20	600	38	43	39	38	512	7.1	260	17	0.0	0.0	0.0
Wednesday, July 24, 2013	3:30	600	39	50	39	38	707	8.1	259	17	0.0	0.0	0.0
Wednesday, July 24, 2013	3:40	600	38	41	39	38	807	8.4	260	17	0.0	0.0	0.0
Wednesday, July 24, 2013	3:50	600	38	40	39	38	732	8.0	261	17	0.0	0.0	0.0
Wednesday, July 24, 2013	4:00	600	38	41	39	38	710	7.9	264	17	0.0	0.0	0.0
Wednesday, July 24, 2013	4:10	600	38	39	39	37	620	7.7	265	17	0.0	0.0	0.0
Wednesday, July 24, 2013	4:20	600	39	54	39	37	634	7.8	259	17	0.0	0.0	0.0
Wednesday, July 24, 2013	4:30	600	38	44	39	37	435	6.7	255	17	0.0	0.0	0.0
Wednesday, July 24, 2013	4:40	600	38	44	39	37	407	6.6	263	17	0.0	0.0	0.0
Wednesday, July 24, 2013	4:50	600	39	46	41	38	711	8.1	275	17	0.0	0.0	0.0
Wednesday, July 24, 2013	5:00	600	41	48	43	39	1132	9.4	274	17	0.0	0.0	0.0
Wednesday, July 24, 2013	5:10	600	40	45	42	38	1116	9.5	275	17	0.0	0.0	0.0
Wednesday, July 24, 2013	5:20	600	43	54	46	38	791	8.2	270	17	0.0	0.0	0.0
Wednesday, July 24, 2013	5:30	600	38	46	39	37	488	7.2	271	17	0.0	0.0	0.0

Table A-6: Location 4 Summer Compliance Evaluation

Date	Time	Duration	Leq	Lmax	L(10)	L(90)	WT E5	WT E5	Onsite Met	Onsite Met	Loc. 6	Loc. 6	Loc. 6
	Start Time	(sec)	(dBA)	(dBA)	(dBA)	(dBA)	Output (kW)	HH WS (m/s)	WD @ 75m (degrees)	Temp. (°C)	Avg. WS @ 2m (m/s)	Gust WS @ 2m (m/s)	Precip. (mm)
Wednesday, July 24, 2013	5:40	600	39	55	40	37	513	7.2	271	17	0.0	0.0	0.0
Wednesday, July 24, 2013	5:50	600	40	55	39	37	436	6.7	270	17	0.0	0.0	0.0
Wednesday, July 24, 2013	6:00	600	42	57	43	38	403	6.6	271	17	0.0	0.0	0.0
Wednesday, July 24, 2013	6:10	600	41	56	44	37	504	7.1	269	17	0.0	0.0	0.0
Wednesday, July 24, 2013	6:20	600	43	56	45	37	515	7.1	266	18	0.0	0.0	0.0
Wednesday, July 24, 2013	6:30	600	38	49	40	37	647	7.7	271	18	0.0	0.0	0.0
Wednesday, July 24, 2013	6:40	600	39	50	42	38	962	8.7	273	18	0.0	0.0	0.0
Wednesday, July 24, 2013	6:50	600	39	53	41	37	591	7.4	275	18	0.0	0.0	0.0
Wednesday, July 24, 2013	7:00	600	41	57	41	37	417	6.6	275	18	0.0	0.0	0.0
Wednesday, July 24, 2013	7:10	600	39	47	40	37	294	5.8	271	18	0.0	0.0	0.0
Wednesday, July 24, 2013	7:20	600	39	48	40	37	118	4.5	262	18	0.0	0.0	0.0
Wednesday, July 24, 2013	7:30	600	39	51	40	37	242	5.7	265	18	0.0	0.0	0.0
Wednesday, July 24, 2013	7:40	600	39	46	40	37	603	7.6	263	18	0.0	0.0	0.0
Wednesday, July 24, 2013	7:50	600	41	54	41	38	720	8.0	261	18	0.0	0.0	0.0
Wednesday, July 24, 2013	8:00	600	40	56	39	38	612	7.7	263	18	0.0	0.0	0.0
Wednesday, July 24, 2013	8:10	600	40	54	41	37	863	8.4	265	18	0.0	0.2	0.0
Wednesday, July 24, 2013	8:20	600	40	49	41	38	462	8.9	267	18	0.0	2.2	0.0
Wednesday, July 24, 2013	8:30	600	40	50	41	38	81	9.9	274	19	0.0	2.0	0.0
Wednesday, July 24, 2013	8:40	600	39	50	40	38	81	9.9	271	19	0.0	0.2	0.0
Wednesday, July 24, 2013	8:50	600	41	53	43	38	81	9.9	272	18	0.0	0.7	0.0
Wednesday, July 24, 2013	9:00	600	39	45	40	38	81	9.9	276	18	0.0	1.5	0.0
Wednesday, July 24, 2013	9:10	600	41	55	41	38	81	9.9	281	18	0.0	1.9	0.0
Wednesday, July 24, 2013	9:20	600	39	52	40	37	81	9.9	300	19	0.0	3.0	0.0
Wednesday, July 24, 2013	9:30	600	39	47	39	38	81	9.9	289	20	0.6	4.1	0.0
Wednesday, July 24, 2013	9:40	600	40	52	42	38	81	9.9	293	20	0.6	3.9	0.0
Wednesday, July 24, 2013	9:50	600	41	57	41	38	81	9.9	289	20	0.6	4.3	0.0
Wednesday, July 24, 2013	10:00	600	41	57	43	37	81	9.9	289	19	0.7	3.7	0.0
Wednesday, July 24, 2013	10:10	600	42	55	45	38	81	9.9	295	19	0.7	2.8	0.0
Wednesday, July 24, 2013	10:20	600	42	52	45	38	81	9.9	290	19	0.7	4.1	0.0
Wednesday, July 24, 2013	10:30	600	40	56	39	37	81	9.9	272	19	0.7	4.8	0.0
Wednesday, July 24, 2013	10:40	600	43	60	42	38	81	9.9	278	19	0.6	3.3	0.0
Wednesday, July 24, 2013	10:50	600	39	46	40	37	67	10.4	276	19	0.7	3.9	0.0
Wednesday, July 24, 2013	11:00	600	44	54	47	41	1475	11.6	308	19	0.4	2.4	0.0
Wednesday, July 24, 2013	11:10	600	44	58	46	40	1837	11.8	312	18	0.7	4.6	0.0
Wednesday, July 24, 2013	11:20	600	48	57	52	41	1918	12.7	304	18	0.2	3.2	0.0
Wednesday, July 24, 2013	11:30	600	46	59	50	39	1907	12.3	305	17	0.9	5.2	0.0
Wednesday, July 24, 2013	11:40	600	45	57	48	40	1556	10.7	307	17	1.1	5.2	0.0
Wednesday, July 24, 2013	11:50	600	43	56	44	39	1830	11.8	303	17	0.9	5.6	0.0
Wednesday, July 24, 2013	12:00	600	47	54	52	39	1807	11.6	306	17	1.1	5.2	0.0
Wednesday, July 24, 2013	12:10	600	47	59	51	40	1211	9.3	311	16	1.1	4.3	0.0
Wednesday, July 24, 2013	12:20	600	41	55	42	39	965	9.0	321	16	0.9	4.8	0.0
Wednesday, July 24, 2013	12:30	600	45	60	47	39	965	8.8	317	16	0.4	3.2	0.0
Wednesday, July 24, 2013	12:40	600	47	63	49	38	1077	9.0	319	16	0.0	0.7	0.0
Wednesday, July 24, 2013	12:50	600	46	59	49	40	882	8.4	318	17	0.4	3.5	0.0
Wednesday, July 24, 2013	13:00	600	45	61	46	40	1156	9.3	324	18	0.7	5.0	0.0
Wednesday, July 24, 2013	13:10	600	45	53	48	41	670	8.0	321	17	0.0	1.9	0.0
Wednesday, July 24, 2013	13:20	600	45	55	47	40	850	8.4	323	17	0.0	2.2	0.0
Wednesday, July 24, 2013	13:30	600	45	57	47	39	760	8.1	318	18	0.4	3.7	0.0
Wednesday, July 24, 2013	13:40	600	46	59	49	42	813	8.4	309	19	0.0	2.4	0.0
Wednesday, July 24, 2013	13:50	600	47	63	48	42	672	8.0	320	19	0.0	1.5	0.0
Wednesday, July 24, 2013	14:00	600	43	54	45	40	-3	9.5	321	19	0.0	1.7	0.0
Wednesday, July 24, 2013	14:10	600	47	63	50	40	-4	9.8	325	19	0.6	4.8	0.0
Wednesday, July 24, 2013	14:20	600	42	51	43	39	-4	9.7	327	19	1.7	5.7	0.0
Wednesday, July 24, 2013	14:30	600	50	62	53	41	-4	8.9	328	19	1.5	5.0	0.0
Wednesday, July 24, 2013	14:40	600	49	56	52	46	-4	10.2	328	19	0.7	4.8	0.0
Wednesday, July 24, 2013	14:50	600	49	57	52	44	-3	9.0	329	18	0.7	3.9	0.0
Wednesday, July 24, 2013	15:00	600	50	58	53	44	874	9.5	331	19	1.5	5.0	0.0
Wednesday, July 24, 2013	15:10	600	49	58	53	43	1252	9.7	330	18	1.1	5.0	0.0
Wednesday, July 24, 2013	15:20	600	55	64	59	48	1651	11.2	327	18	0.4	5.2	0.0
Wednesday, July 24, 2013	15:30	600	58	65	61	51	1437	10.0	321	18	0.9	4.8	0.0
Wednesday, July 24, 2013	15:40	600	57	68	62	46	1444	10.7	321	19	2.0	5.0	0.0
Wednesday, July 24, 2013	15:50	600	62	80	65	50	1780	11.4	324	19	1.5	6.3	0.0
Wednesday, July 24, 2013	16:00	600	60	67	64	50	1669	11.2	325	19	1.9	6.5	0.0
Wednesday, July 24, 2013	16:10	600	57	67	60	51	1337	10.2	317	18	1.7	4.8	0.0
Wednesday, July 24, 2013	16:20	600	49	59	52	45	1698	11.2	326	18	0.6	3.7	0.0
Wednesday, July 24, 2013	16:30	600	52	63	55	44	1522	10.6	327	18	0.7	4.1	0.0
Wednesday, July 24, 2013	16:40	600	54	63	58	41	1443	10.4	308	18	0.4	3.2	0.0
Wednesday, July 24, 2013	16:50	600	60	69	64	49	972	8.7	314	18	1.5	4.8	0.0
Wednesday, July 24, 2013	17:00	600	57	71	60	40	1010	9.0	313	18	0.4	3.9	0.0
Wednesday, July 24, 2013	17:10	600	48	64	49	39	1133	9.6	333	18	0.7	4.4	0.0
Wednesday, July 24, 2013	17:20	600	50	72	47	39	1259	10.1	331	17	0.6	3.5	0.0
Wednesday, July 24, 2013	17:30	600	44	60	45	39	1633	10.9	326	17	0.4	3.3	0.0
Wednesday, July 24, 2013	17:40	600	41	49	44	38	1634	11.2	325	17	0.7	4.4	0.0
Wednesday, July 24, 2013	17:50	600	46	59	48	42	1145	9.3	326	17	0.7	5.0	0.0
Wednesday, July 24, 2013	18:00	600	44	54	46	41	1322	10.2	331	16	1.3	4.3	0.0
Wednesday, July 24, 2013	18:10	600	44	56	46	40	1319	10.1	324	16	0.4	3.0	0.0
Wednesday, July 24, 2013	18:20	600	43	62	45	38	1189	9.8	317	15	1.1	4.6	0.0
Wednesday, July 24, 2013	18:30	600	41	59	42	38	1385	10.5	325	15	0.7	4.1	0.0
Wednesday, July 24, 2013	18:40	600	42	60	44	37	959	8.7	330	14	0.6	4.1	0.0
Wednesday, July 24, 2013	18:50	600	41	52	44	38	965	8.6	330	14	1.3	5.4	0.0
Wednesday, July 24, 2013	19:00	600	42	57	44	38	964	8.8	327	13	0.7	5.0	0.0
Wednesday, July 24, 2013	19:10	600	41	54	44	38	1289	10.0	322	13	0.0	2.4	0.0
Wednesday, July 24, 2013	19:20	600	40	56	41	37	1647	11.1	324	13	0.4	4.6	0.0
Wednesday, July 24, 2013	19:30	600	38	44	39	36	1561	10.7	327	12	0.9	5.6	0.0
Wednesday, July 24, 2013	19:40	600	41	56	43	37	1657	10.8	325	12	0.6	3.9	0.0
Wednesday, July 24, 2013	19:50	600	41	58	42	37	1419	10.1	324	12	0.2	3.5	0.0
Wednesday, July 24, 2013	20:00	600	40	46	42	38	1279	10.0	326	11	0.9	5.2	0.0
Wednesday, July 24, 2013	20:10	600	42	60	43	38	1501	10.7	326	11	0.4	3.2	0.0
Wednesday, July 24, 2013	20:20	600	43	50	46	39	1825	12.1	327	11	0.2	3.7	0.0
Wednesday, July 24, 2013	20:30	600	46	54	48	43	1557	10.8	332	11	0.4	3.5	0.0
Wednesday, July 24, 2013	20:40	600	46	56	49	41	1795	12.3	331	11	0.2	2.4	0.0
Wednesday, July 24, 2013	20:50	600	47	55	50	43	1875	12.2	330	10	0.2	3.3	0.0
Wednesday, July 24, 2013	21:00	600	43	54	45	40	1793	12.0	331	10	0.4	3.7	0.0
Wednesday, July 24, 2013	21:10	600	41	53	42	38	1974	12.9	329	10	0.2	2.0	0.0

Table A-6: Location 4 Summer Compliance Evaluation

Date	Time	Duration	Leq	Lmax	L(10)	L(90)	WT E5	WT E5	Onsite Met	Onsite Met	Loc. 6	Loc. 6	Loc. 6
	Start Time	(sec)	(dBA)	(dBA)	(dBA)	(dBA)	Output (kW)	HH WS (m/s)	WD @ 75m (degrees)	Temp. (°C)	Avg. WS @ 2m (m/s)	Gust WS @ 2m (m/s)	Precip. (mm)
Wednesday, July 24, 2013	21:20	600	39	45	40	38	1783	11.5	327	10	0.9	5.4	0.0
Wednesday, July 24, 2013	21:30	600	43	53	44	38	1708	11.4	327	9	0.7	5.0	0.0
Wednesday, July 24, 2013	21:40	600	40	46	43	38	1891	11.9	324	9	0.9	3.7	0.0
Wednesday, July 24, 2013	21:50	600	43	51	46	38	1965	13.3	324	9	1.1	4.1	0.0
Wednesday, July 24, 2013	22:00	600	45	53	49	40	1896	12.5	325	9	1.3	5.0	0.0
Wednesday, July 24, 2013	22:10	600	44	53	47	39	1888	12.0	324	9	0.7	4.1	0.0
Wednesday, July 24, 2013	22:20	600	41	46	43	39	1795	11.7	322	9	1.1	5.6	0.0
Wednesday, July 24, 2013	22:30	600	42	52	44	38	1823	11.4	325	9	0.9	4.6	0.0
Wednesday, July 24, 2013	22:40	600	44	50	46	41	1651	10.9	324	9	1.1	4.4	0.0
Wednesday, July 24, 2013	22:50	600	43	51	46	39	1701	11.0	324	9	1.1	3.9	0.0
Wednesday, July 24, 2013	23:00	600	44	54	47	40	1533	10.3	321	9	1.3	6.3	0.0
Wednesday, July 24, 2013	23:10	600	44	55	48	39	1433	10.3	322	9	1.1	5.2	0.0
Wednesday, July 24, 2013	23:20	600	43	50	45	40	1196	9.4	321	9	0.7	3.2	0.0
Wednesday, July 24, 2013	23:30	600	40	48	42	38	1207	9.3	325	9	0.7	4.1	0.0
Wednesday, July 24, 2013	23:40	600	40	45	43	37	818	8.1	324	9	0.4	2.8	0.0
Wednesday, July 24, 2013	23:50	600	39	46	41	37	643	7.5	325	8	0.7	5.0	0.0
Thursday, July 25, 2013	0:00	600	40	52	43	37	479	7.2	325	8	0.2	2.6	0.0
Thursday, July 25, 2013	0:10	600	39	47	40	37	560	7.2	324	8	0.2	2.6	0.0
Thursday, July 25, 2013	0:20	600	38	42	39	37	564	7.3	326	8	0.0	2.6	0.0
Thursday, July 25, 2013	0:30	600	37	40	38	36	468	6.7	326	8	0.0	2.6	0.0
Thursday, July 25, 2013	0:40	600	41	57	42	36	383	6.5	326	8	0.0	0.0	0.0
Thursday, July 25, 2013	0:50	600	38	50	40	37	457	6.8	326	8	0.0	1.7	0.0
Thursday, July 25, 2013	1:00	600	38	46	39	37	472	6.8	330	8	0.0	0.0	0.0
Thursday, July 25, 2013	1:10	600	44	52	49	36	353	6.1	327	8	0.0	0.0	0.0
Thursday, July 25, 2013	1:20	600	37	43	38	36	364	6.3	324	8	0.0	2.4	0.0
Thursday, July 25, 2013	1:30	600	37	48	38	36	344	6.3	322	8	0.0	0.0	0.0
Thursday, July 25, 2013	1:40	600	37	41	38	36	467	6.7	321	8	0.0	0.0	0.0
Thursday, July 25, 2013	1:50	600	36	38	37	36	265	6.6	319	8	0.0	0.0	0.0
Thursday, July 25, 2013	2:00	600	38	45	40	36	-4	6.5	319	8	0.0	0.0	0.0
Thursday, July 25, 2013	2:10	600	37	45	37	36	-4	6.6	318	8	0.0	0.0	0.0
Thursday, July 25, 2013	2:20	600	36	46	37	35	-4	6.3	319	8	0.0	0.0	0.0
Thursday, July 25, 2013	2:30	600	37	47	39	35	-4	6.5	320	8	0.0	0.0	0.0
Thursday, July 25, 2013	2:40	600	36	45	36	35	-4	6.4	321	8	0.0	0.0	0.0
Thursday, July 25, 2013	2:50	600	35	42	36	35	-3	6.8	319	8	0.0	0.0	0.0
Thursday, July 25, 2013	3:00	600	35	37	36	35	288	6.3	320	8	0.0	0.0	0.0
Thursday, July 25, 2013	3:10	600	35	43	36	35	257	5.7	321	8	0.0	0.0	0.0
Thursday, July 25, 2013	3:20	600	36	45	37	35	158	5.0	324	8	0.0	0.0	0.0
Thursday, July 25, 2013	3:30	600	36	40	36	35	136	4.9	322	7	0.0	0.0	0.0
Thursday, July 25, 2013	3:40	600	35	44	36	35	114	4.5	322	7	0.0	0.0	0.0
Thursday, July 25, 2013	3:50	600	35	46	36	35	65	4.1	325	8	0.0	0.0	0.0
Thursday, July 25, 2013	4:00	600	35	38	36	34	56	3.8	325	7	0.0	0.0	0.0
Thursday, July 25, 2013	4:10	600	38	44	42	35	59	4.0	327	7	0.0	0.0	0.0
Thursday, July 25, 2013	4:20	600	37	45	40	34	37	3.5	327	8	0.0	0.0	0.0
Thursday, July 25, 2013	4:30	600	35	37	36	34	2	3.0	333	7	0.0	0.0	0.0
Thursday, July 25, 2013	4:40	600	36	44	37	35	-2	2.3	329	7	0.0	0.0	0.0
Thursday, July 25, 2013	4:50	600	38	51	40	36	8	3.1	322	7	0.0	0.0	0.0
Thursday, July 25, 2013	5:00	600	37	46	39	35	-4	2.0	334	7	0.0	0.0	0.0
Thursday, July 25, 2013	5:10	600	37	47	37	36	-4	1.5	335	7	0.0	0.0	0.0
Thursday, July 25, 2013	5:20	600	37	43	38	36	-4	0.9	336	6	0.0	0.0	0.0
Thursday, July 25, 2013	5:30	600	37	41	38	36	-5	0.8	351	6	0.0	0.0	0.0
Thursday, July 25, 2013	5:40	600	37	45	39	35	-4	1.5	11	6	0.0	0.0	0.0
Thursday, July 25, 2013	5:50	600	37	46	38	35	-4	1.6	28	6	0.0	0.0	0.0
Thursday, July 25, 2013	6:00	600	41	57	44	35	-1	2.7	7	7	0.0	0.0	0.0
Thursday, July 25, 2013	6:10	600	47	61	52	36	-1	3.1	6	7	0.0	0.0	0.0
Thursday, July 25, 2013	6:20	600	46	59	51	36	-6	2.9	6	7	0.0	0.0	0.0
Thursday, July 25, 2013	6:30	600	39	53	42	36	-3	3.0	8	8	0.0	0.0	0.0
Thursday, July 25, 2013	6:40	600	38	49	40	35	-1	2.9	29	8	0.0	0.0	0.0
Thursday, July 25, 2013	6:50	600	38	58	40	35	-4	2.6	26	9	0.0	0.0	0.0
Thursday, July 25, 2013	7:00	600	39	54	40	35	-4	1.7	34	9	0.0	0.0	0.0
Thursday, July 25, 2013	7:10	600	41	57	43	35	-4	1.8	47	11	0.0	0.0	0.0
Thursday, July 25, 2013	7:20	600	40	55	43	36	-4	1.7	55	10	0.0	0.0	0.0
Thursday, July 25, 2013	7:30	600	41	58	44	36	-4	1.6	49	10	0.0	0.0	0.0
Thursday, July 25, 2013	7:40	600	41	57	41	36	-4	1.2	48	11	0.0	0.0	0.0
Thursday, July 25, 2013	7:50	600	43	58	45	36	-1	2.4	34	11	0.0	0.0	0.0
Thursday, July 25, 2013	8:00	600	48	65	52	36	0	2.2	24	12	0.0	0.0	0.0
Thursday, July 25, 2013	8:10	600	44	56	48	38	0	1.6	24	12	0.0	0.2	0.0
Thursday, July 25, 2013	8:20	600	41	52	42	38	0	1.6	59	12	0.0	0.0	0.0
Thursday, July 25, 2013	8:30	600	40	56	40	35	0	1.9	53	12	0.0	0.0	0.0
Thursday, July 25, 2013	8:40	600	39	54	40	35	0	2.1	59	13	0.0	0.0	0.0
Thursday, July 25, 2013	8:50	600	42	59	44	36	0	1.5	44	13	0.0	0.0	0.0
Thursday, July 25, 2013	9:00	600	41	56	44	35	-1	1.5	350	14	0.0	0.0	0.0
Thursday, July 25, 2013	9:10	600	40	55	44	35	-1	1.9	324	14	0.0	0.0	0.0
Thursday, July 25, 2013	9:20	600	46	65	43	36	0	2.3	66	13	0.0	0.0	0.0
Thursday, July 25, 2013	9:30	600	38	53	38	35	0	2.6	52	14	0.0	0.0	0.0
Thursday, July 25, 2013	9:40	600	45	73	46	35	-2	3.1	75	13	0.0	0.0	0.0
Thursday, July 25, 2013	9:50	600	43	67	42	36	-4	2.5	75	13	0.0	0.0	0.0
Thursday, July 25, 2013	10:00	600	41	60	40	35	26	3.3	101	13	0.0	0.0	0.0
Thursday, July 25, 2013	10:10	600	40	55	41	35	63	3.8	109	13	0.0	1.5	0.0
Thursday, July 25, 2013	10:20	600	49	68	52	35	48	3.7	121	13	0.0	0.0	0.0
Thursday, July 25, 2013	10:30	600	38	45	39	36	11	3.1	103	13	0.0	0.0	0.0
Thursday, July 25, 2013	10:40	600	37	47	38	36	1	3.4	107	13	0.0	2.2	0.0
Thursday, July 25, 2013	10:50	600	39	48	41	36	43	3.7	110	13	0.0	0.0	0.0
Thursday, July 25, 2013	11:00	600	42	57	46	37	4	3.0	143	14	0.0	0.6	0.0
Thursday, July 25, 2013	11:10	600	44	68	45	35	29	3.6	105	14	0.0	0.0	0.0
Thursday, July 25, 2013	11:20	600	40	52	42	37	10	3.5	79	14	0.0	0.0	0.0
Thursday, July 25, 2013	11:30	600	42	67	44	37	0	2.9	107	14	0.0	0.0	0.0
Thursday, July 25, 2013	11:40	600	40	56	41	37	-6	2.6	92	15	0.0	0.0	0.0
Thursday, July 25, 2013	11:50	600	37	45	38	35	4	2.9	125	15	0.0	0.0	0.0
Thursday, July 25, 2013	12:00	600	45	59	47	36	-4	2.4	89	15	0.0	0.0	0.0
Thursday, July 25, 2013	12:10	600	39	51	40	36	-2	2.4	41	15	0.0	0.0	0.0
Thursday, July 25, 2013	12:20	600	40	57	40	36	-4	2.0	50	15	0.0	0.0	0.0
Thursday, July 25, 2013	12:30	600	42	57	45	37	-4	1.6	71	15	0.0	0.0	0.0
Thursday, July 25, 2013	12:40	600	43	61	43	36	-5	2.6	97	15	0.0	0.0	0.0
Thursday, July 25, 2013	12:50	600	39	55	39	36	18	3.2	67	16	0.0	0.0	0.0

Table A-6: Location 4 Summer Compliance Evaluation

Date	Time	Duration	Leq	Lmax	L(10)	L(90)	WT E5	WT E5	Onsite Met	Onsite Met	Loc. 6	Loc. 6	Loc. 6
	Start Time	(sec)	(dBA)	(dBA)	(dBA)	(dBA)	Output (kW)	HH WS (m/s)	WD @ 75m (degrees)	Temp. (°C)	Avg. WS @ 2m (m/s)	Gust WS @ 2m (m/s)	Precip. (mm)
Thursday, July 25, 2013	13:00	600	39	55	40	36	-1	2.8	56	16	0.0	0.0	0.0
Thursday, July 25, 2013	13:10	600	39	52	39	36	-4	2.3	106	16	0.0	0.0	0.0
Thursday, July 25, 2013	13:20	600	38	53	40	36	2	2.7	120	16	0.0	0.0	0.0
Thursday, July 25, 2013	13:30	600	44	61	47	36	-1	3.0	151	17	0.0	0.0	0.0
Thursday, July 25, 2013	13:40	600	43	59	45	36	13	3.0	89	17	0.0	0.0	0.0
Thursday, July 25, 2013	13:50	600	40	51	43	38	-8	3.1	127	17	0.0	0.0	0.0
Thursday, July 25, 2013	14:00	600	49	64	50	36	-4	2.7	164	17	0.0	0.0	0.0
Thursday, July 25, 2013	14:10	600	44	60	48	36	-4	3.4	104	17	0.0	0.6	0.0
Thursday, July 25, 2013	14:20	600	43	60	41	36	-4	3.7	104	16	0.0	0.0	0.0
Thursday, July 25, 2013	14:30	600	38	55	39	36	-4	3.9	100	16	0.0	0.0	0.0
Thursday, July 25, 2013	14:40	600	40	56	39	36	-3	3.5	101	17	0.0	0.0	0.0
Thursday, July 25, 2013	14:50	600	38	56	38	35	0	3.9	96	16	0.0	0.0	0.0
Thursday, July 25, 2013	15:00	600	39	56	39	35	-5	3.0	77	16	0.0	0.0	0.0
Thursday, July 25, 2013	15:10	600	37	49	39	35	-4	2.6	83	16	0.0	0.0	0.0
Thursday, July 25, 2013	15:20	600	50	65	55	35	-3	2.8	121	17	0.0	0.0	0.0
Thursday, July 25, 2013	15:30	600	53	64	57	46	6	3.1	128	17	0.0	0.0	0.0
Thursday, July 25, 2013	15:40	600	40	56	40	35	-4	2.4	118	17	0.0	0.0	0.0
Thursday, July 25, 2013	15:50	600	39	56	40	35	-4	1.9	126	17	0.0	1.3	0.0
Thursday, July 25, 2013	16:00	600	39	55	39	34	-4	1.3	104	17	0.0	0.0	0.0
Thursday, July 25, 2013	16:10	600	38	53	39	35	-5	1.0	86	17	0.0	0.0	0.0
Thursday, July 25, 2013	16:20	600	38	53	40	35	-5	1.3	32	17	0.0	0.0	0.0
Thursday, July 25, 2013	16:30	600	37	49	38	35	-4	1.3	345	17	0.0	0.0	0.0
Thursday, July 25, 2013	16:40	600	54	67	59	36	-1	0.8	339	17	0.0	0.0	0.0
Thursday, July 25, 2013	16:50	600	47	61	50	35	0	1.2	335	17	0.0	0.0	0.0
Thursday, July 25, 2013	17:00	600	40	51	44	35	0	1.0	335	17	0.0	0.0	0.0
Thursday, July 25, 2013	17:10	600	41	56	41	36	-1	0.9	281	17	0.0	0.0	0.0
Thursday, July 25, 2013	17:20	600	39	56	40	35	-1	1.3	271	17	0.0	0.0	0.0
Thursday, July 25, 2013	17:30	600	39	58	39	34	0	1.3	271	17	0.0	0.0	0.0
Thursday, July 25, 2013	17:40	600	40	55	41	35	0	1.7	284	16	0.0	0.0	0.0
Thursday, July 25, 2013	17:50	600	38	51	40	35	-1	1.8	308	16	0.0	0.0	0.0
Thursday, July 25, 2013	18:00	600	39	56	41	35	0	1.8	42	16	0.0	0.0	0.0
Thursday, July 25, 2013	18:10	600	38	51	40	35	0	1.7	42	16	0.0	0.0	0.0
Thursday, July 25, 2013	18:20	600	40	54	41	35	0	1.3	41	16	0.0	0.0	0.0
Thursday, July 25, 2013	18:30	600	46	61	48	35	0	1.6	41	16	0.0	0.0	0.0
Thursday, July 25, 2013	18:40	600	46	62	47	36	-1	2.3	41	16	0.0	0.0	0.0
Thursday, July 25, 2013	18:50	600	36	44	38	34	0	2.5	41	15	0.0	0.0	0.0
Thursday, July 25, 2013	19:00	600	42	53	46	34	0	2.2	41	15	0.0	0.0	0.0
Thursday, July 25, 2013	19:10	600	43	54	47	37	0	2.7	41	15	0.0	0.0	0.0
Thursday, July 25, 2013	19:20	600	43	49	46	36	-2	3.0	48	15	0.0	0.0	0.0
Thursday, July 25, 2013	19:30	600	40	53	45	35	-8	3.1	64	15	0.0	0.0	0.0
Thursday, July 25, 2013	19:40	600	37	53	37	34	-6	2.6	65	15	0.0	0.0	0.0
Thursday, July 25, 2013	19:50	600	40	56	39	35	-4	2.6	72	15	0.0	0.0	0.0
Thursday, July 25, 2013	20:00	600	37	52	36	34	-4	2.6	76	15	0.0	0.0	0.0
Thursday, July 25, 2013	20:10	600	38	52	38	34	-4	2.4	63	15	0.0	0.0	0.0
Thursday, July 25, 2013	20:20	600	36	42	37	35	-4	2.7	67	15	0.0	0.0	0.0
Thursday, July 25, 2013	20:30	600	39	52	42	36	-3	3.0	62	15	0.0	0.0	0.0
Thursday, July 25, 2013	20:40	600	40	51	41	37	32	3.8	62	15	0.0	0.0	0.0
Thursday, July 25, 2013	20:50	600	39	49	40	37	7	3.3	67	15	0.0	0.0	0.0
Thursday, July 25, 2013	21:00	600	40	54	40	37	-3	2.9	61	15	0.0	0.0	0.0
Thursday, July 25, 2013	21:10	600	38	46	40	37	0	3.2	54	15	0.0	0.0	0.0
Thursday, July 25, 2013	21:20	600	39	45	40	37	21	3.6	61	14	0.0	0.0	0.0
Thursday, July 25, 2013	21:30	600	39	46	40	37	63	4.1	63	15	0.0	0.0	0.0
Thursday, July 25, 2013	21:40	600	38	41	39	36	83	4.4	63	15	0.0	0.0	0.0
Thursday, July 25, 2013	21:50	600	39	48	41	36	115	4.7	63	15	0.0	0.0	0.0
Thursday, July 25, 2013	22:00	600	38	42	40	36	127	4.7	64	15	0.0	0.0	0.0
Thursday, July 25, 2013	22:10	600	36	39	37	34	92	4.4	62	15	0.0	0.0	0.0
Thursday, July 25, 2013	22:20	600	39	55	40	35	71	4.2	51	15	0.0	0.0	0.0
Thursday, July 25, 2013	22:30	600	36	42	37	35	54	3.8	43	15	0.0	0.0	0.0
Thursday, July 25, 2013	22:40	600	37	50	39	35	81	4.2	52	14	0.0	0.0	0.0
Thursday, July 25, 2013	22:50	600	37	41	38	36	91	4.3	57	15	0.0	0.0	0.0
Thursday, July 25, 2013	23:00	600	39	59	38	35	162	5.1	63	15	0.0	0.0	0.0
Thursday, July 25, 2013	23:10	600	36	42	37	34	117	4.7	61	15	0.0	0.0	0.0
Thursday, July 25, 2013	23:20	600	35	40	36	34	44	3.7	57	15	0.0	0.0	0.0
Thursday, July 25, 2013	23:30	600	35	38	36	34	111	4.6	62	15	0.0	0.0	0.0
Thursday, July 25, 2013	23:40	600	36	40	37	35	194	5.4	70	15	0.0	0.0	0.0
Thursday, July 25, 2013	23:50	600	35	38	37	33	197	5.3	70	15	0.0	0.0	0.0
Friday, July 26, 2013	0:00	600	36	40	37	35	194	5.3	67	15	0.0	0.0	0.0
Friday, July 26, 2013	0:10	600	38	47	40	36	225	5.5	67	15	0.0	0.0	0.0
Friday, July 26, 2013	0:20	600	37	48	40	34	275	6.0	73	15	0.0	0.0	0.0
Friday, July 26, 2013	0:30	600	36	46	37	34	271	5.9	75	15	0.0	0.0	0.0
Friday, July 26, 2013	0:40	600	36	39	37	34	253	5.8	78	14	0.0	0.0	0.0
Friday, July 26, 2013	0:50	600	39	55	38	35	241	5.6	74	14	0.0	0.0	0.0
Friday, July 26, 2013	1:00	600	38	46	42	35	307	6.1	75	14	0.0	0.0	0.0
Friday, July 26, 2013	1:10	600	35	40	36	33	304	6.1	75	14	0.0	0.0	0.0
Friday, July 26, 2013	1:20	600	36	42	37	33	199	5.3	66	14	0.0	0.0	0.0
Friday, July 26, 2013	1:30	600	37	45	39	34	168	5.2	59	14	0.0	0.0	0.0
Friday, July 26, 2013	1:40	600	36	40	37	34	95	4.5	52	14	0.0	0.0	0.0
Friday, July 26, 2013	1:50	600	36	40	37	33	113	4.7	63	14	0.0	0.0	0.0
Friday, July 26, 2013	2:00	600	36	51	38	32	8	5.2	62	14	0.0	0.0	0.0
Friday, July 26, 2013	2:10	600	37	51	38	33	-4	6.1	65	14	0.0	0.0	0.0
Friday, July 26, 2013	2:20	600	35	42	37	34	-4	6.3	70	14	0.0	0.0	0.0
Friday, July 26, 2013	2:30	600	34	38	36	33	-4	6.0	72	15	0.0	0.0	0.0
Friday, July 26, 2013	2:40	600	34	36	35	33	-4	6.6	74	15	0.0	0.0	0.0
Friday, July 26, 2013	2:50	600	35	40	37	33	-4	6.9	75	14	0.0	0.0	0.0
Friday, July 26, 2013	3:00	600	34	40	37	33	166	5.9	79	14	0.0	0.0	0.0
Friday, July 26, 2013	3:10	600	33	40	34	32	227	5.6	82	14	0.0	0.0	0.0
Friday, July 26, 2013	3:20	600	34	39	35	32	207	5.3	76	14	0.0	0.0	0.0
Friday, July 26, 2013	3:30	600	34	42	35	32	113	4.7	67	14	0.0	0.0	0.0
Friday, July 26, 2013	3:40	600	33	37	34	32	84	4.4	65	14	0.0	0.0	0.0
Friday, July 26, 2013	3:50	600	34	37	36	32	75	4.4	62	14	0.0	0.0	0.0
Friday, July 26, 2013	4:00	600	34	37	36	32	93	4.6	61	14	0.0	0.0	0.0
Friday, July 26, 2013	4:10	600	34	40	37	32	91	4.6	61	14	0.0	0.0	0.0
Friday, July 26, 2013	4:20	600	38	50	39	37	58	4.1	49	14	0.0	0.0	0.0
Friday, July 26, 2013	4:30	600	35	38	38	32	31	3.8	39	14	0.0	0.0	0.0

Table A-6: Location 4 Summer Compliance Evaluation

Date	Time	Duration	Leq	Lmax	L(10)	L(90)	WT E5	WT E5	Onsite Met	Onsite Met	Loc. 6	Loc. 6	Loc. 6
	Start Time	(sec)	(dBA)	(dBA)	(dBA)	(dBA)	Output (kW)	HH WS (m/s)	WD @ 75m (degrees)	Temp. (°C)	Avg. WS @ 2m (m/s)	Gust WS @ 2m (m/s)	Precip. (mm)
Friday, July 26, 2013	4:40	600	33	38	34	32	4	3.5	33	14	0.0	0.0	0.0
Friday, July 26, 2013	4:50	600	33	43	34	32	-8	2.5	22	14	0.0	0.0	0.0
Friday, July 26, 2013	5:00	600	34	40	35	32	-4	2.3	12	14	0.0	0.0	0.0
Friday, July 26, 2013	5:10	600	37	44	39	33	-5	2.7	6	14	0.0	0.0	0.0
Friday, July 26, 2013	5:20	600	38	54	40	33	-7	2.9	6	14	0.0	0.0	0.0
Friday, July 26, 2013	5:30	600	35	45	37	33	-4	2.3	13	14	0.0	0.0	0.0
Friday, July 26, 2013	5:40	600	36	55	37	33	-6	2.9	2	14	0.0	0.0	0.0
Friday, July 26, 2013	5:50	600	34	46	36	32	13	3.5	344	14	0.0	0.0	0.0
Friday, July 26, 2013	6:00	600	42	59	43	33	-5	3.0	340	14	0.0	0.0	0.0
Friday, July 26, 2013	6:10	600	34	39	35	32	28	3.8	331	14	0.0	0.0	0.0
Friday, July 26, 2013	6:20	600	38	52	41	33	58	4.2	320	13	0.0	0.0	0.0
Friday, July 26, 2013	6:30	600	35	46	37	33	41	3.8	325	13	0.0	0.0	0.0
Friday, July 26, 2013	6:40	600	36	48	40	33	22	3.6	335	13	0.0	0.0	0.0
Friday, July 26, 2013	6:50	600	39	48	43	33	13	3.4	343	14	0.0	0.0	0.0
Friday, July 26, 2013	7:00	600	37	52	40	34	-10	2.9	344	14	0.0	0.0	0.0
Friday, July 26, 2013	7:10	600	37	56	36	32	14	3.4	358	14	0.0	0.0	0.0
Friday, July 26, 2013	7:20	600	38	50	42	33	-1	2.9	346	14	0.0	0.2	0.0
Friday, July 26, 2013	7:30	600	35	42	36	33	-7	2.9	338	14	0.0	0.0	0.0
Friday, July 26, 2013	7:40	600	40	53	45	34	24	3.5	328	14	0.0	0.0	0.0
Friday, July 26, 2013	7:50	600	36	52	37	33	46	4.0	332	14	0.0	0.0	0.0
Friday, July 26, 2013	8:00	600	37	53	39	33	61	4.0	331	14	0.0	0.0	0.0
Friday, July 26, 2013	8:10	600	46	62	50	33	-2	2.6	354	14	0.0	0.0	0.0
Friday, July 26, 2013	8:20	600	43	52	48	34	-4	2.1	348	14	0.0	0.0	0.0
Friday, July 26, 2013	8:30	600	38	57	38	33	-4	1.8	345	14	0.0	0.0	0.0
Friday, July 26, 2013	8:40	600	39	50	43	33	-4	2.1	336	14	0.0	0.0	0.0
Friday, July 26, 2013	8:50	600	41	52	45	34	-4	2.0	349	15	0.0	0.0	0.0
Friday, July 26, 2013	9:00	600	35	46	36	32	-4	2.4	336	15	0.0	0.0	0.0
Friday, July 26, 2013	9:10	600	38	54	41	32	-2	1.9	335	15	0.0	0.7	0.0
Friday, July 26, 2013	9:20	600	39	55	42	33	-1	1.9	328	15	0.0	0.0	0.0
Friday, July 26, 2013	9:30	600	39	55	42	33	0	2.2	339	15	0.0	0.0	0.0
Friday, July 26, 2013	9:40	600	37	52	39	33	-3	3.1	359	15	0.0	0.0	0.0
Friday, July 26, 2013	9:50	600	37	51	40	34	-5	2.6	0	16	0.0	0.4	0.0
Friday, July 26, 2013	10:00	600	39	53	41	33	-4	2.5	360	16	0.0	0.0	0.0
Friday, July 26, 2013	10:10	600	35	52	36	33	-4	2.6	6	16	0.0	0.0	0.0
Friday, July 26, 2013	10:20	600	40	56	42	34	-5	2.6	355	16	0.0	0.2	0.0
Friday, July 26, 2013	10:30	600	39	52	41	34	-5	2.5	344	16	0.0	0.9	0.0
Friday, July 26, 2013	10:40	600	41	57	43	34	-4	2.2	7	16	0.2	2.4	0.0
Friday, July 26, 2013	10:50	600	38	54	38	34	-4	1.7	337	16	0.0	1.5	0.0
Friday, July 26, 2013	11:00	600	36	48	38	34	-4	2.0	351	16	0.2	2.6	0.0
Friday, July 26, 2013	11:10	600	39	55	39	33	-4	2.3	4	16	0.0	0.9	0.0
Friday, July 26, 2013	11:20	600	38	55	38	33	-7	2.8	339	16	0.0	1.7	0.0
Friday, July 26, 2013	11:30	600	39	55	41	34	-5	2.8	332	16	0.0	0.6	0.0
Friday, July 26, 2013	11:40	600	40	56	43	33	0	3.0	325	16	0.2	2.4	0.0
Friday, July 26, 2013	11:50	600	39	53	43	33	-7	2.9	324	16	0.2	2.0	0.0
Friday, July 26, 2013	12:00	600	38	54	39	33	2	3.1	330	17	0.0	1.5	0.0
Friday, July 26, 2013	12:10	600	38	56	39	34	11	3.3	324	17	0.2	2.4	0.0
Friday, July 26, 2013	12:20	600	38	53	41	34	31	3.6	319	17	0.2	2.0	0.0
Friday, July 26, 2013	12:30	600	39	53	42	34	50	3.6	315	18	0.2	2.2	0.0
Friday, July 26, 2013	12:40	600	38	52	40	34	54	3.9	319	18	0.2	3.3	0.0
Friday, July 26, 2013	12:50	600	40	56	42	35	72	4.2	324	19	0.2	3.3	0.0
Friday, July 26, 2013	13:00	600	37	48	40	34	74	4.2	315	19	0.6	3.2	0.0
Friday, July 26, 2013	13:10	600	38	50	39	34	124	4.7	315	18	0.4	2.8	0.0
Friday, July 26, 2013	13:20	600	40	56	41	36	119	4.6	312	19	0.4	3.3	0.0
Friday, July 26, 2013	13:30	600	45	66	41	35	163	5.0	306	19	0.4	4.3	0.0
Friday, July 26, 2013	13:40	600	39	55	40	35	226	5.5	306	20	0.7	3.7	0.0
Friday, July 26, 2013	13:50	600	38	48	41	35	332	6.1	315	20	0.7	3.7	0.0
Friday, July 26, 2013	14:00	600	39	52	42	35	14	7.3	310	21	0.7	4.1	0.0
Friday, July 26, 2013	14:10	600	43	55	46	38	-4	7.2	314	20	0.9	6.3	0.0
Friday, July 26, 2013	14:20	600	40	57	41	37	-4	7.9	307	20	1.5	4.4	0.0
Friday, July 26, 2013	14:30	600	42	58	43	38	-4	8.3	308	20	0.6	3.5	0.0
Friday, July 26, 2013	14:40	600	42	55	44	37	-4	8.0	308	20	0.7	5.4	0.0
Friday, July 26, 2013	14:50	600	41	50	43	38	-4	9.0	309	20	0.2	4.3	0.0
Friday, July 26, 2013	15:00	600	46	61	49	38	647	8.6	313	20	0.6	4.4	0.0
Friday, July 26, 2013	15:10	600	39	49	41	37	692	7.9	311	20	0.9	3.9	0.0
Friday, July 26, 2013	15:20	600	40	54	42	38	616	7.6	314	20	1.3	4.3	0.0
Friday, July 26, 2013	15:30	600	41	50	42	38	1031	9.0	322	21	0.7	4.4	0.0
Friday, July 26, 2013	15:40	600	42	56	43	37	695	7.8	312	21	0.7	4.6	0.0
Friday, July 26, 2013	15:50	600	44	65	44	37	521	7.1	317	21	0.9	3.9	0.0
Friday, July 26, 2013	16:00	600	41	54	45	36	656	7.7	316	22	1.1	4.1	0.0
Friday, July 26, 2013	16:10	600	39	43	41	36	483	6.9	310	21	1.3	4.8	0.0
Friday, July 26, 2013	16:20	600	40	55	41	36	596	7.3	308	21	1.1	4.1	0.0
Friday, July 26, 2013	16:30	600	40	60	39	35	698	7.6	308	21	0.6	3.7	0.0
Friday, July 26, 2013	16:40	600	41	54	44	38	792	8.2	307	21	1.1	4.8	0.0
Friday, July 26, 2013	16:50	600	41	54	42	38	1378	10.3	307	20	0.7	3.7	0.0
Friday, July 26, 2013	17:00	600	48	65	51	39	1624	11.2	314	19	0.4	3.2	0.0
Friday, July 26, 2013	17:10	600	42	52	44	39	1009	8.6	319	19	0.7	4.8	0.0
Friday, July 26, 2013	17:20	600	44	59	46	39	750	8.0	321	19	0.4	3.2	0.0
Friday, July 26, 2013	17:30	600	43	56	45	39	753	8.0	322	19	0.6	4.1	0.0
Friday, July 26, 2013	17:40	600	42	50	45	38	504	7.0	325	19	0.9	4.1	0.0
Friday, July 26, 2013	17:50	600	40	56	40	37	481	7.0	315	19	0.4	3.0	0.0
Friday, July 26, 2013	18:00	600	40	55	41	36	557	7.2	313	19	0.4	3.5	0.0
Friday, July 26, 2013	18:10	600	39	51	40	36	911	8.7	315	19	0.0	1.9	0.0
Friday, July 26, 2013	18:20	600	37	45	39	36	1049	9.1	319	18	0.4	3.7	0.0
Friday, July 26, 2013	18:30	600	40	54	41	37	1001	8.9	317	19	0.4	3.7	0.0
Friday, July 26, 2013	18:40	600	38	54	39	36	1057	9.1	312	19	1.1	4.3	0.0
Friday, July 26, 2013	18:50	600	41	54	42	37	1407	10.3	315	19	0.4	3.2	0.0
Friday, July 26, 2013	19:00	600	41	51	44	38	1646	11.2	312	18	0.4	4.4	0.0
Friday, July 26, 2013	19:10	600	41	49	44	38	788	8.1	309	19	0.6	3.3	0.0
Friday, July 26, 2013	19:20	600	43	57	46	37	1066	9.2	313	18	0.6	3.7	0.0
Friday, July 26, 2013	19:30	600	40	52	42	38	1094	9.1	323	18	0.2	3.5	0.0
Friday, July 26, 2013	19:40	600	40	49	42	37	1084	9.0	324	18	0.4	3.2	0.0
Friday, July 26, 2013	19:50	600	39	46	41	37	1152	9.3	325	17	0.6	3.9	0.0
Friday, July 26, 2013	20:00	600	43	56	44	38	1384	10.0	329	17	0.6	3.5	0.0
Friday, July 26, 2013	20:10	600	43	50	45	39	1523	10.5	317	17	0.6	3.7	0.0

Table A-6: Location 4 Summer Compliance Evaluation

Date	Time	Duration	Leq	Lmax	L(10)	L(90)	WT E5	WT E5	Onsite Met	Onsite Met	Loc. 6	Loc. 6	Loc. 6
	Start Time	(sec)	(dBA)	(dBA)	(dBA)	(dBA)	Output (kW)	HH WS (m/s)	WD @ 75m (degrees)	Temp. (°C)	Avg. WS @ 2m (m/s)	Gust WS @ 2m (m/s)	Precip. (mm)
Friday, July 26, 2013	20:20	600	41	56	42	38	1185	9.5	318	17	0.2	3.3	0.0
Friday, July 26, 2013	20:30	600	39	47	40	37	1268	9.6	321	17	0.0	0.0	0.0
Friday, July 26, 2013	20:40	600	41	53	42	39	1331	10.0	319	16	0.0	0.0	0.0
Friday, July 26, 2013	20:50	600	41	46	43	40	801	8.2	326	16	0.2	2.6	0.0
Friday, July 26, 2013	21:00	600	42	62	44	39	495	6.8	320	16	0.2	3.2	0.0
Friday, July 26, 2013	21:10						438	6.6	318	16	0.0	1.5	0.0
Friday, July 26, 2013	21:20						644	7.5	318	16	0.2	2.2	0.0
Friday, July 26, 2013	21:30						669	7.7	316	16	0.0	2.8	0.0
Friday, July 26, 2013	21:40						836	8.4	311	16	0.0	0.0	0.0
Friday, July 26, 2013	21:50						694	7.8	312	15	0.0	0.0	0.0
Friday, July 26, 2013	22:00	599.9	43	48	45	40	837	8.5	312	15	0.0	1.9	0.0
Friday, July 26, 2013	22:10	600	41	45	42	39	999	8.9	310	15	0.0	2.8	0.0
Friday, July 26, 2013	22:20	600	42	48	44	41	917	8.7	310	15	0.2	2.2	0.0
Friday, July 26, 2013	22:30	600	44	49	46	42	1148	9.2	307	15	0.2	2.8	0.0
Friday, July 26, 2013	22:40	600	43	47	44	41	773	7.9	319	15	0.4	3.3	0.0
Friday, July 26, 2013	22:50	600	41	47	43	39	602	7.4	324	15	0.4	3.2	0.0
Friday, July 26, 2013	23:00	600	42	52	44	39	582	7.3	321	15	0.2	1.9	0.0
Friday, July 26, 2013	23:10	600	42	59	44	38	729	7.9	314	15	0.2	2.6	0.0
Friday, July 26, 2013	23:20	600	39	54	40	38	518	7.2	310	15	0.2	2.6	0.0
Friday, July 26, 2013	23:30	600	41	47	42	38	981	8.8	306	14	0.4	3.0	0.0
Friday, July 26, 2013	23:40	600	41	49	42	38	1375	9.9	306	14	0.2	3.2	0.0
Friday, July 26, 2013	23:50	600	41	47	43	38	1273	9.5	314	14	0.2	2.4	0.0
Saturday, July 27, 2013	0:00	600	43	50	45	39	1301	9.7	318	14	0.2	2.6	0.0
Saturday, July 27, 2013	0:10	600	43	49	45	41	1367	9.9	317	14	0.2	2.2	0.0
Saturday, July 27, 2013	0:20	600	40	48	42	38	1461	10.2	318	14	0.2	2.0	0.0
Saturday, July 27, 2013	0:30	600	40	49	43	36	1086	8.9	315	14	0.0	1.7	0.0
Saturday, July 27, 2013	0:40	600	38	41	39	37	1068	8.9	323	14	0.2	2.6	0.0
Saturday, July 27, 2013	0:50	600	41	48	44	38	812	8.2	321	14	0.2	2.0	0.0
Saturday, July 27, 2013	1:00	600	41	49	44	38	980	8.8	316	14	0.0	1.3	0.0
Saturday, July 27, 2013	1:10	600	38	47	40	36	1160	9.1	315	14	0.4	1.9	0.0
Saturday, July 27, 2013	1:20	600	41	47	44	37	1329	9.8	316	14	0.0	1.9	0.0
Saturday, July 27, 2013	1:30	600	38	46	40	36	1168	9.2	318	14	0.0	2.2	0.0
Saturday, July 27, 2013	1:40	600	39	47	40	37	1372	9.9	315	14	0.0	2.2	0.0
Saturday, July 27, 2013	1:50	600	37	44	38	36	1466	10.8	317	14	0.2	2.6	0.0
Saturday, July 27, 2013	2:00	600	40	49	44	35	-1	10.9	320	14	0.2	1.9	0.0
Saturday, July 27, 2013	2:10	600	40	49	43	37	-4	11.1	316	14	0.4	2.8	0.0
Saturday, July 27, 2013	2:20	600	39	44	41	38	-4	11.0	315	14	0.2	2.6	0.0
Saturday, July 27, 2013	2:30	600	40	44	42	38	-4	10.6	318	14	0.2	1.7	0.0
Saturday, July 27, 2013	2:40	600	41	49	42	39	-4	11.1	317	14	0.0	1.7	0.0
Saturday, July 27, 2013	2:50	600	41	51	42	39	-3	11.9	317	14	0.0	1.5	0.0
Saturday, July 27, 2013	3:00	600	43	49	45	41	1368	11.2	320	14	0.0	1.1	0.0
Saturday, July 27, 2013	3:10	600	41	47	43	39	1560	10.5	315	14	0.4	3.3	0.0
Saturday, July 27, 2013	3:20	600	41	49	42	39	1583	10.5	314	14	0.6	3.7	0.0
Saturday, July 27, 2013	3:30	600	40	45	42	39	1222	9.5	314	14	0.7	4.1	0.0
Saturday, July 27, 2013	3:40	600	41	47	44	39	698	7.5	314	14	0.6	3.3	0.0
Saturday, July 27, 2013	3:50	600	40	45	42	38	934	8.4	312	14	0.6	4.4	0.0
Saturday, July 27, 2013	4:00	600	40	46	42	38	1017	8.7	318	14	0.6	3.3	0.0
Saturday, July 27, 2013	4:10	600	39	45	42	36	1219	9.5	325	14	0.4	2.6	0.0
Saturday, July 27, 2013	4:20	600	38	42	39	36	1084	9.1	323	14	0.2	2.2	0.0
Saturday, July 27, 2013	4:30	600	38	44	40	36	774	7.9	320	14	0.2	3.3	0.0
Saturday, July 27, 2013	4:40	600	38	44	40	36	649	7.5	316	13	0.0	1.1	0.0
Saturday, July 27, 2013	4:50	600	41	53	44	38	690	7.7	319	13	0.0	1.9	0.0
Saturday, July 27, 2013	5:00	600	37	45	39	36	794	8.1	320	13	0.0	0.7	0.0
Saturday, July 27, 2013	5:10	600	40	50	43	35	801	8.1	314	13	0.0	2.0	0.0
Saturday, July 27, 2013	5:20	600	41	57	45	34	761	7.9	310	13	0.0	1.9	0.0
Saturday, July 27, 2013	5:30	600	37	58	37	34	658	7.5	308	13	0.0	2.6	0.0
Saturday, July 27, 2013	5:40	600	35	46	37	33	781	8.1	308	13	0.0	3.0	0.0
Saturday, July 27, 2013	5:50	600	37	46	41	33	849	8.4	309	13	0.2	2.2	0.0
Saturday, July 27, 2013	6:00	600	39	46	43	34	1098	9.1	310	14	0.2	2.4	0.0
Saturday, July 27, 2013	6:10	600	38	53	40	34	948	8.7	312	14	0.0	1.9	0.0
Saturday, July 27, 2013	6:20	600	38	51	39	33	932	8.6	319	14	0.0	1.1	0.0
Saturday, July 27, 2013	6:30	600	35	54	36	32	1091	9.1	323	14	0.0	1.3	0.0
Saturday, July 27, 2013	6:40	600	35	47	36	33	1033	8.8	318	14	0.0	1.1	0.0
Saturday, July 27, 2013	6:50	600	36	46	38	34	879	8.4	316	14	0.0	0.0	0.0
Saturday, July 27, 2013	7:00	600	35	48	38	33	731	7.9	310	14	0.0	2.0	0.0
Saturday, July 27, 2013	7:10	600	35	49	37	33	576	7.3	312	15	0.2	3.2	0.0
Saturday, July 27, 2013	7:20	600	38	49	41	34	420	6.5	321	15	0.4	3.3	0.0
Saturday, July 27, 2013	7:30	600	39	55	42	35	493	7.0	328	16	0.2	2.8	0.0
Saturday, July 27, 2013	7:40	600	44	62	44	37	740	8.0	329	16	0.2	2.6	0.0
Saturday, July 27, 2013	7:50	600	40	56	42	36	604	7.5	333	16	0.0	2.4	0.0
Saturday, July 27, 2013	8:00	600	41	57	42	37	397	6.7	332	16	0.0	1.1	0.0
Saturday, July 27, 2013	8:10	600	40	54	42	36	267	5.7	325	17	0.0	1.9	0.0
Saturday, July 27, 2013	8:20	600	39	53	41	35	101	4.5	323	17	0.0	0.0	0.0
Saturday, July 27, 2013	8:30	600	40	53	45	34	73	4.2	324	17	0.0	2.8	0.0
Saturday, July 27, 2013	8:40	600	38	55	38	34	34	3.6	323	18	0.6	4.1	0.0
Saturday, July 27, 2013	8:50	600	37	54	38	34	46	3.7	323	18	0.2	2.4	0.0
Saturday, July 27, 2013	9:00	600	39	58	40	33	40	3.7	315	18	0.0	1.9	0.0
Saturday, July 27, 2013	9:10	600	39	55	40	35	153	5.1	315	19	0.2	3.3	0.0
Saturday, July 27, 2013	9:20	600	45	61	49	35	320	6.2	314	19	0.0	1.3	0.0
Saturday, July 27, 2013	9:30	600	40	54	43	36	280	5.9	313	19	0.0	1.7	0.0
Saturday, July 27, 2013	9:40	600	44	56	48	35	222	5.6	308	20	0.2	3.2	0.0
Saturday, July 27, 2013	9:50	600	38	52	40	36	292	6.0	305	20	0.2	2.6	0.0
Saturday, July 27, 2013	10:00	600	41	55	42	37	248	5.8	308	20	0.2	2.0	0.0
Saturday, July 27, 2013	10:10	600	41	56	44	35	229	5.6	307	20	0.2	3.7	0.0
Saturday, July 27, 2013	10:20	600	44	64	47	36	144	4.8	289	20	0.4	3.5	0.0
Saturday, July 27, 2013	10:30	600	44	63	44	35	136	4.9	318	21	0.0	1.3	0.0
Saturday, July 27, 2013	10:40	600	40	57	39	34	256	5.8	308	21	0.0	0.6	0.0
Saturday, July 27, 2013	10:50	600	38	53	39	34	187	5.3	297	21	0.4	3.7	0.0
Saturday, July 27, 2013	11:00	600	38	54	40	33	112	4.8	308	21	0.6	3.7	0.0
Saturday, July 27, 2013	11:10	600	35	46	36	32	77	4.2	293	22	0.4	3.3	0.0
Saturday, July 27, 2013	11:20	600	38	54	41	33	83	4.3	299	22	0.4	2.6	0.0
Saturday, July 27, 2013	11:30	600	39	54	40	33	9	3.5	311	22	0.2	2.8	0.0
Saturday, July 27, 2013	11:40	600	39	53	42	34	143	5.0	273	22	0.4	3.0	0.0
Saturday, July 27, 2013	11:50	600	43	60	45	35	124	4.7	308	23	0.2	2.0	0.0

Table A-6: Location 4 Summer Compliance Evaluation

Date	Time	Duration	Leq	Lmax	L(10)	L(90)	WT E5	WT E5	Onsite Met	Onsite Met	Loc. 6	Loc. 6	Loc. 6
	Start Time	(sec)	(dBA)	(dBA)	(dBA)	(dBA)	Output (kW)	HH WS (m/s)	WD @ 75m (degrees)	Temp. (°C)	Avg. WS @ 2m (m/s)	Gust WS @ 2m (m/s)	Precip. (mm)
Saturday, July 27, 2013	12:00	600	42	57	45	34	144	5.0	286	23	0.4	3.2	0.0
Saturday, July 27, 2013	12:10	600	53	75	46	36	37	3.6	308	23	0.4	2.8	0.0
Saturday, July 27, 2013	12:20	600	40	55	41	35	28	4.3	296	23	0.4	2.8	0.0
Saturday, July 27, 2013	12:30	600	41	55	42	35	75	4.1	326	23	0.2	2.0	0.0
Saturday, July 27, 2013	12:40	600	40	55	43	35	54	3.9	298	22	0.4	2.8	0.0
Saturday, July 27, 2013	12:50	600	38	51	39	35	1	3.0	297	23	0.2	1.9	0.0
Saturday, July 27, 2013	13:00	600	40	62	40	35	-11	2.9	277	23	0.2	2.0	0.0
Saturday, July 27, 2013	13:10	600	40	58	41	35	1	3.0	263	23	0.0	1.7	0.0
Saturday, July 27, 2013	13:20	600	40	55	40	35	0	2.9	260	24	0.0	1.7	0.0
Saturday, July 27, 2013	13:30	600	37	46	39	34	-7	2.5	258	24	0.2	2.0	0.0
Saturday, July 27, 2013	13:40	600	39	52	40	37	-8	2.6	226	24	0.2	1.7	0.0
Saturday, July 27, 2013	13:50	600	39	61	40	36	10	3.6	231	24	0.2	1.9	0.0
Saturday, July 27, 2013	14:00	600	39	49	42	36	-3	4.6	243	24	0.2	2.0	0.0
Saturday, July 27, 2013	14:10	600	40	52	43	35	-4	4.0	229	24	0.0	0.6	0.0
Saturday, July 27, 2013	14:20	600	43	55	45	37	-4	4.3	247	23	0.2	2.2	0.0
Saturday, July 27, 2013	14:30	600	40	54	41	38	-4	4.0	241	24	0.6	3.7	0.0
Saturday, July 27, 2013	14:40	600	40	54	40	38	-4	4.9	244	24	0.2	1.9	0.0
Saturday, July 27, 2013	14:50	600	40	54	41	35	-4	4.4	245	25	0.4	2.4	0.0
Saturday, July 27, 2013	15:00	600	37	53	37	34	78	4.6	242	24	0.4	3.2	0.0
Saturday, July 27, 2013	15:10	600	38	55	39	35	96	4.5	234	24	0.2	2.4	0.0
Saturday, July 27, 2013	15:20	600	40	64	40	36	37	3.7	237	24	0.0	1.9	0.0
Saturday, July 27, 2013	15:30	600	37	49	38	35	8	3.3	211	24	0.2	1.9	0.0
Saturday, July 27, 2013	15:40	600	38	51	38	35	4	2.8	232	25	0.2	2.0	0.0
Saturday, July 27, 2013	15:50	600	39	53	41	36	-5	2.6	250	25	0.2	2.6	0.0
Saturday, July 27, 2013	16:00	600	37	43	38	35	-5	2.0	237	25	0.0	1.3	0.0
Saturday, July 27, 2013	16:10	600	42	58	41	36	-4	1.4	184	24	0.0	1.1	0.0
Saturday, July 27, 2013	16:20	600	41	58	40	35	-4	1.4	154	24	0.0	1.1	0.0
Saturday, July 27, 2013	16:30	600	37	48	38	36	-5	1.9	160	24	0.0	1.3	0.0
Saturday, July 27, 2013	16:40	600	38	55	39	35	1	3.0	148	23	0.0	0.0	0.0
Saturday, July 27, 2013	16:50	600	50	69	51	36	17	3.1	155	23	0.0	0.0	0.0
Saturday, July 27, 2013	17:00	600	45	65	45	35	8	3.2	139	23	0.0	0.2	0.0
Saturday, July 27, 2013	17:10	600	41	60	41	35	-5	1.8	153	23	0.0	0.0	0.0
Saturday, July 27, 2013	17:20	600	38	52	39	35	-4	2.0	188	24	0.0	0.0	0.0
Saturday, July 27, 2013	17:30	600	41	53	43	35	-5	2.3	202	23	0.0	0.0	0.0
Saturday, July 27, 2013	17:40	600	37	50	39	35	-4	2.4	204	24	0.0	0.0	0.0
Saturday, July 27, 2013	17:50	600	39	53	40	35	-5	2.2	204	24	0.0	0.0	0.0
Saturday, July 27, 2013	18:00	600	38	53	39	35	-4	2.6	193	23	0.0	0.0	0.0
Saturday, July 27, 2013	18:10	600	41	53	43	37	-7	2.7	186	22	0.0	0.0	0.0
Saturday, July 27, 2013	18:20	600	38	48	40	36	19	3.1	174	21	0.0	0.0	0.0
Saturday, July 27, 2013	18:30	600	37	49	39	35	88	4.4	176	21	0.0	0.0	0.0
Saturday, July 27, 2013	18:40	600	39	55	40	36	117	4.8	166	21	0.0	0.0	0.0
Saturday, July 27, 2013	18:50	600	39	56	39	36	122	4.7	158	21	0.0	0.0	0.0
Saturday, July 27, 2013	19:00	600	36	42	37	35	183	5.3	154	21	0.0	0.0	0.0
Saturday, July 27, 2013	19:10	600	37	43	37	36	272	6.0	144	21	0.0	0.0	0.0
Saturday, July 27, 2013	19:20	600	37	44	38	36	386	6.7	153	20	0.0	0.0	0.0
Saturday, July 27, 2013	19:30	600	39	50	39	36	361	6.4	153	20	0.0	0.0	0.0
Saturday, July 27, 2013	19:40	600	38	52	38	35	411	6.6	158	20	0.0	0.0	0.0
Saturday, July 27, 2013	19:50	600	44	60	45	36	448	6.9	156	19	0.0	0.0	0.0
Saturday, July 27, 2013	20:00	600	41	47	44	39	498	7.1	158	19	0.0	0.0	0.0
Saturday, July 27, 2013	20:10	600	42	52	45	37	539	7.3	161	20	0.0	0.0	0.0
Saturday, July 27, 2013	20:20	600	38	58	39	36	604	7.6	162	20	0.0	0.0	0.0
Saturday, July 27, 2013	20:30	600	39	52	40	37	672	7.9	165	19	0.0	0.0	0.0
Saturday, July 27, 2013	20:40	600	40	64	41	38	691	8.0	164	19	0.0	0.0	0.0
Saturday, July 27, 2013	20:50	600	41	56	41	39	710	8.0	161	19	0.0	0.0	0.0
Saturday, July 27, 2013	21:00	600	43	64	43	39	761	8.2	157	19	0.0	0.0	0.0
Saturday, July 27, 2013	21:10	600	42	66	42	38	881	8.6	157	19	0.0	0.0	0.0
Saturday, July 27, 2013	21:20	600	43	56	46	39	801	8.4	161	19	0.0	0.0	0.0
Saturday, July 27, 2013	21:30	600	43	63	46	39	791	8.3	169	19	0.0	0.0	0.0
Saturday, July 27, 2013	21:40	600	40	49	41	38	713	8.1	171	19	0.0	0.0	0.0
Saturday, July 27, 2013	21:50	600	41	52	42	37	694	7.9	175	18	0.0	0.0	0.0
Saturday, July 27, 2013	22:00	600	39	55	40	37	515	7.1	179	18	0.0	0.0	0.0
Saturday, July 27, 2013	22:10	600	41	53	41	36	389	6.6	185	18	0.0	0.0	0.0
Saturday, July 27, 2013	22:20	600	43	62	42	36	291	6.0	186	18	0.0	0.0	0.0
Saturday, July 27, 2013	22:30	600	43	61	44	39	280	5.9	188	18	0.0	0.0	0.0
Saturday, July 27, 2013	22:40	600	40	45	42	38	273	5.8	189	18	0.0	0.0	0.0
Saturday, July 27, 2013	22:50	600	45	65	41	36	274	5.7	187	17	0.0	0.0	0.0
Saturday, July 27, 2013	23:00	600	38	51	39	36	390	6.4	179	17	0.0	0.0	0.0
Saturday, July 27, 2013	23:10	600	38	54	39	35	460	6.9	177	18	0.0	0.0	0.0
Saturday, July 27, 2013	23:20	600	37	46	39	35	361	6.4	181	18	0.0	0.0	0.0
Saturday, July 27, 2013	23:30	600	37	45	39	36	364	6.4	182	17	0.0	0.0	0.0
Saturday, July 27, 2013	23:40	600	37	47	38	36	466	7.1	178	17	0.0	0.0	0.0
Saturday, July 27, 2013	23:50	600	39	49	42	36	471	7.0	178	17	0.0	0.0	0.0
Sunday, July 28, 2013	0:00	600	40	45	42	37	400	6.8	175	17	0.0	0.0	0.0
Sunday, July 28, 2013	0:10	600	38	43	39	35	417	6.8	181	17	0.0	0.0	0.0
Sunday, July 28, 2013	0:20	600	37	41	39	35	399	6.7	182	17	0.0	0.0	0.0
Sunday, July 28, 2013	0:30	600	36	42	38	35	363	6.4	187	17	0.0	0.0	0.0
Sunday, July 28, 2013	0:40	600	37	44	40	33	242	5.4	190	17	0.0	0.0	0.0
Sunday, July 28, 2013	0:50	600	40	56	42	35	77	4.0	187	16	0.0	0.0	0.0
Sunday, July 28, 2013	1:00	600	37	55	35	31	-4	2.7	184	16	0.0	0.0	0.0
Sunday, July 28, 2013	1:10	600	35	47	37	31	-9	2.7	202	16	0.0	0.0	0.0
Sunday, July 28, 2013	1:20	600	40	48	44	33	64	4.0	211	15	0.0	0.0	0.0
Sunday, July 28, 2013	1:30	600	37	47	40	32	81	3.9	204	15	0.0	0.0	0.0
Sunday, July 28, 2013	1:40	600	34	40	37	31	77	3.9	199	16	0.0	0.0	0.0
Sunday, July 28, 2013	1:50	600	35	45	37	31	51	3.6	195	16	0.0	0.0	0.0
Sunday, July 28, 2013	2:00	600	38	45	41	32	-4	4.5	186	16	0.0	0.0	0.0
Sunday, July 28, 2013	2:10	600	36	43	38	32	-4	4.7	191	16	0.0	0.0	0.0
Sunday, July 28, 2013	2:20	600	35	44	37	32	-4	5.4	199	16	0.0	0.0	0.0
Sunday, July 28, 2013	2:30	600	34	43	36	31	-4	4.4	202	16	0.0	0.0	0.0
Sunday, July 28, 2013	2:40	600	34	45	36	30	-4	5.4	199	15	0.0	0.0	0.0
Sunday, July 28, 2013	2:50	600	35	46	39	30	-4	6.4	190	15	0.0	0.0	0.0
Sunday, July 28, 2013	3:00	600	35	51	38	30	100	5.1	188	15	0.0	0.0	0.0
Sunday, July 28, 2013	3:10	600	33	43	35	30	114	4.5	185	15	0.0	0.0	0.0
Sunday, July 28, 2013	3:20	600	33	44	35	31	41	3.8	186	15	0.0	0.0	0.0
Sunday, July 28, 2013	3:30	600	33	37	35	30	39	3.7	179	15	0.0	0.0	0.0

Table A-6: Location 4 Summer Compliance Evaluation

Date	Time	Duration	Leq	Lmax	L(10)	L(90)	WT E5	WT E5	Onsite Met	Onsite Met	Loc. 6	Loc. 6	Loc. 6
	Start Time	(sec)	(dBA)	(dBA)	(dBA)	(dBA)	Output (kW)	HH WS (m/s)	WD @ 75m (degrees)	Temp. (°C)	Avg. WS @ 2m (m/s)	Gust WS @ 2m (m/s)	Precip. (mm)
Sunday, July 28, 2013	3:40	600	35	42	37	31	37	3.6	185	15	0.0	0.0	0.0
Sunday, July 28, 2013	3:50	600	32	37	35	30	24	3.5	181	15	0.0	0.0	0.0
Sunday, July 28, 2013	4:00	600	31	38	33	30	66	4.3	169	15	0.0	0.0	0.0
Sunday, July 28, 2013	4:10	600	31	39	32	30	6	3.3	139	15	0.0	0.0	0.0
Sunday, July 28, 2013	4:20	600	33	44	37	29	0	3.1	127	15	0.0	0.0	0.0
Sunday, July 28, 2013	4:30	600	31	35	33	30	7	3.4	139	15	0.0	0.0	0.0
Sunday, July 28, 2013	4:40	600	30	37	31	29	29	3.7	133	15	0.0	0.0	0.0
Sunday, July 28, 2013	4:50	600	39	54	42	30	39	3.8	142	15	0.0	0.0	0.0
Sunday, July 28, 2013	5:00	600	34	42	37	31	146	5.0	120	15	0.0	0.0	0.0
Sunday, July 28, 2013	5:10	600	33	43	35	31	104	4.4	127	15	0.0	0.0	0.0
Sunday, July 28, 2013	5:20	600	33	42	35	31	65	4.0	140	15	0.0	0.0	0.0
Sunday, July 28, 2013	5:30	600	34	54	35	31	111	4.5	132	15	0.0	0.0	0.0
Sunday, July 28, 2013	5:40	600	32	41	34	31	131	4.8	135	15	0.0	0.0	0.0
Sunday, July 28, 2013	5:50	600	32	41	34	30	141	4.9	140	15	0.0	0.0	0.0
Sunday, July 28, 2013	6:00	600	34	47	36	31	195	5.3	141	15	0.0	0.0	0.0
Sunday, July 28, 2013	6:10	600	35	44	38	31	110	4.6	146	15	0.0	0.0	0.0
Sunday, July 28, 2013	6:20	600	33	42	35	31	109	4.7	136	15	0.0	0.0	0.0
Sunday, July 28, 2013	6:30	600	32	43	33	30	127	4.7	136	15	0.0	0.0	0.0
Sunday, July 28, 2013	6:40	600	33	45	35	31	99	4.5	142	16	0.0	0.0	0.0
Sunday, July 28, 2013	6:50	600	34	47	36	31	99	4.5	143	16	0.0	0.0	0.0
Sunday, July 28, 2013	7:00	600	36	50	40	31	158	5.1	132	16	0.0	0.0	0.0
Sunday, July 28, 2013	7:10	600	38	55	40	31	186	5.1	139	16	0.0	0.0	0.0
Sunday, July 28, 2013	7:20	600	35	44	39	31	152	4.8	141	16	0.0	0.0	0.0
Sunday, July 28, 2013	7:30	600	37	47	41	33	78	4.3	147	17	0.0	0.0	0.0
Sunday, July 28, 2013	7:40	600	36	51	39	32	93	4.4	144	17	0.0	0.0	0.0
Sunday, July 28, 2013	7:50	600	42	57	42	33	29	3.5	144	17	0.0	0.0	0.0
Sunday, July 28, 2013	8:00	600	40	56	41	32	42	3.9	149	17	0.0	0.0	0.0
Sunday, July 28, 2013	8:10	600	39	53	43	32	9	3.3	149	17	0.0	0.0	0.0
Sunday, July 28, 2013	8:20	600	39	54	42	33	-4	2.9	140	17	0.0	0.0	0.0
Sunday, July 28, 2013	8:30	600	38	55	38	33	-4	2.5	109	17	0.0	0.0	0.0
Sunday, July 28, 2013	8:40	600	41	49	45	33	-4	2.9	134	18	0.0	0.0	0.0
Sunday, July 28, 2013	8:50	600	39	54	39	34	0	2.8	157	18	0.0	0.0	0.0
Sunday, July 28, 2013	9:00	600	42	60	41	35	55	4.0	118	18	0.0	0.0	0.0
Sunday, July 28, 2013	9:10	600	37	52	38	34	90	4.4	113	18	0.0	0.0	0.0
Sunday, July 28, 2013	9:20	600	40	56	39	33	46	3.9	125	18	0.0	0.0	0.0
Sunday, July 28, 2013	9:30	600	41	61	42	34	45	3.9	126	18	0.0	0.0	0.0
Sunday, July 28, 2013	9:40	600	40	56	42	35	65	3.9	130	19	0.0	0.0	0.0
Sunday, July 28, 2013	9:50	600	43	51	47	36	6	3.0	133	18	0.0	0.0	0.0
Sunday, July 28, 2013	10:00	600	38	47	41	34	29	3.6	131	18	0.0	0.0	0.0
Sunday, July 28, 2013	10:10	600	42	57	47	34	33	3.4	132	18	0.0	0.2	0.0
Sunday, July 28, 2013	10:20	600	42	58	42	36	30	3.4	128	18	0.0	0.0	0.0
Sunday, July 28, 2013	10:30	600	38	54	40	35	-6	2.5	133	19	0.0	0.0	0.0
Sunday, July 28, 2013	10:40	600	38	48	39	35	27	3.5	134	19	0.0	0.0	0.0
Sunday, July 28, 2013	10:50	600	39	52	41	35	26	3.4	128	19	0.0	0.0	0.0
Sunday, July 28, 2013	11:00	600	42	63	43	37	45	3.7	132	19	0.0	0.0	0.0
Sunday, July 28, 2013	11:10	600	43	61	45	36	89	4.3	115	20	0.0	0.0	0.0
Sunday, July 28, 2013	11:20	600	39	50	42	37	80	4.1	127	20	0.0	0.0	0.0
Sunday, July 28, 2013	11:30	600	40	54	42	37	81	3.9	141	20	0.0	0.0	0.0
Sunday, July 28, 2013	11:40	600	39	54	41	36	0	3.0	128	20	0.0	2.2	0.0
Sunday, July 28, 2013	11:50	600	38	49	41	35	1	3.3	116	21	0.0	0.7	0.0
Sunday, July 28, 2013	12:00	600	41	57	44	36	35	3.8	107	21	0.0	0.0	0.0
Sunday, July 28, 2013	12:10	600	42	60	41	36	81	4.1	122	21	0.0	1.1	0.0
Sunday, July 28, 2013	12:20	600	40	58	40	36	137	4.9	120	22	0.0	0.2	0.0
Sunday, July 28, 2013	12:30	600	41	54	42	37	134	4.7	135	22	0.0	0.0	0.0
Sunday, July 28, 2013	12:40	600	42	59	41	37	143	5.0	122	21	0.0	0.0	0.0
Sunday, July 28, 2013	12:50	600	40	51	42	37	90	4.2	133	22	0.0	1.7	0.0
Sunday, July 28, 2013	13:00	600	40	49	42	36	95	4.5	126	22	0.0	0.0	0.0
Sunday, July 28, 2013	13:10	600	40	47	41	38	135	4.7	131	22	0.0	0.0	0.0
Sunday, July 28, 2013	13:20	600	39	55	39	36	201	5.4	106	21	0.0	0.0	0.0
Sunday, July 28, 2013	13:30	600	39	49	40	36	214	5.6	117	22	0.0	1.3	0.0
Sunday, July 28, 2013	13:40	600	41	55	41	38	448	6.8	109	22	0.0	0.9	0.0
Sunday, July 28, 2013	13:50	600	41	57	42	39	239	6.7	133	22	0.0	1.5	0.0
Sunday, July 28, 2013	14:00	600	42	55	43	38	-4	7.2	131	22	0.2	3.0	0.0
Sunday, July 28, 2013	14:10	600	42	60	42	38	-4	7.5	119	22	0.0	1.5	0.0
Sunday, July 28, 2013	14:20	600	42	59	42	38	-4	7.1	128	22	0.0	0.2	0.0
Sunday, July 28, 2013	14:30	600	39	55	41	37	-4	5.9	130	22	0.0	0.0	0.0
Sunday, July 28, 2013	14:40	600	41	53	43	38	-4	6.2	131	22	0.0	0.0	0.0
Sunday, July 28, 2013	14:50	600	42	57	42	37	-2	8.5	128	22	0.0	0.2	0.0
Sunday, July 28, 2013	15:00	600	41	47	43	39	576	7.9	125	22	0.0	1.3	0.0
Sunday, July 28, 2013	15:10	600	43	58	45	39	880	8.5	109	21	0.0	1.3	0.0
Sunday, July 28, 2013	15:20	600	43	54	45	40	895	8.6	109	21	0.2	2.6	0.0
Sunday, July 28, 2013	15:30	600	42	55	44	38	1087	9.3	109	20	0.0	0.7	0.0
Sunday, July 28, 2013	15:40	600	40	47	42	38	911	8.5	107	20	0.0	1.3	0.0
Sunday, July 28, 2013	15:50	600	41	47	44	38	1130	9.2	104	20	0.0	0.0	0.0
Sunday, July 28, 2013	16:00	600	42	53	46	37	824	8.4	106	19	0.0	0.0	0.0
Sunday, July 28, 2013	16:10	600	44	54	47	40	1221	9.6	101	19	0.0	1.7	0.0
Sunday, July 28, 2013	16:20	600	40	54	43	36	1224	9.5	101	18	0.0	0.2	0.0
Sunday, July 28, 2013	16:30	600	43	59	44	37	1049	9.1	106	18	0.0	1.1	0.0
Sunday, July 28, 2013	16:40	600	41	58	41	37	999	8.8	106	18	0.0	0.0	0.0
Sunday, July 28, 2013	16:50	600	41	58	42	35	1061	9.2	103	18	0.0	0.0	0.0
Sunday, July 28, 2013	17:00	600	37	46	38	35	774	8.1	108	18	0.0	0.0	0.0
Sunday, July 28, 2013	17:10	600	38	47	40	36	1003	8.9	114	18	0.0	0.0	0.0
Sunday, July 28, 2013	17:20	600	42	54	45	36	932	8.7	112	18	0.0	0.0	0.0
Sunday, July 28, 2013	17:30	600	38	45	40	35	819	8.3	111	18	0.0	0.0	0.0
Sunday, July 28, 2013	17:40	600	41	58	42	37	1045	9.0	113	18	0.0	0.0	0.0
Sunday, July 28, 2013	17:50	600	40	54	41	37	1168	9.4	113	18	0.0	0.0	0.0
Sunday, July 28, 2013	18:00	600	39	62	41	35	1052	9.1	110	18	0.0	0.0	0.0
Sunday, July 28, 2013	18:10	600	40	53	42	36	1031	9.0	114	18	0.0	0.0	0.0
Sunday, July 28, 2013	18:20	600	39	61	40	36	923	8.6	113	17	0.0	0.0	0.0
Sunday, July 28, 2013	18:30	600	42	60	42	36	586	7.5	114	17	0.0	2.0	0.0
Sunday, July 28, 2013	18:40	600	39	58	39	35	648	7.8	115	17	0.0	0.2	0.0
Sunday, July 28, 2013	18:50	600	40	59	39	35	682	7.9	114	17	0.0	2.0	0.0
Sunday, July 28, 2013	19:00	600	37	43	38	35	599	7.5	107	17	0.0	0.6	0.0
Sunday, July 28, 2013	19:10	600	36	43	38	33	804	8.4	109	17	0.0	0.4	0.0

Table A-6: Location 4 Summer Compliance Evaluation

Date	Time	Duration	Leq	Lmax	L(10)	L(90)	WT E5	WT E5	Onsite Met	Onsite Met	Loc. 6	Loc. 6	Loc. 6
	Start Time	(sec)	(dBA)	(dBA)	(dBA)	(dBA)	Output (kW)	HH WS (m/s)	WD @ 75m (degrees)	Temp. (°C)	Avg. WS @ 2m (m/s)	Gust WS @ 2m (m/s)	Precip. (mm)
Sunday, July 28, 2013	19:20	600	38	52	40	36	963	9.0	108	17	0.0	0.0	0.0
Sunday, July 28, 2013	19:30	600	41	55	42	38	803	8.3	114	17	0.0	0.0	0.0
Sunday, July 28, 2013	19:40	600	40	47	42	38	1003	9.0	116	17	0.0	0.0	0.3
Sunday, July 28, 2013	19:50	600	37	47	38	35	1201	9.8	108	17	0.0	0.0	0.3
Sunday, July 28, 2013	20:00	600	39	51	40	37	962	8.9	108	17	0.0	0.0	0.3
Sunday, July 28, 2013	20:10	600	47	56	49	40	1088	9.0	108	17	0.0	0.0	0.3
Sunday, July 28, 2013	20:20	600	45	59	48	41	804	8.1	107	17	0.0	0.0	0.3
Sunday, July 28, 2013	20:30	600	45	55	50	39	1118	9.1	109	17	0.0	0.0	0.8
Sunday, July 28, 2013	20:40	600	44	51	45	42	1137	9.2	114	17	0.0	0.0	0.5
Sunday, July 28, 2013	20:50	600	44	59	44	41	853	8.3	107	17	0.0	0.0	0.0
Sunday, July 28, 2013	21:00	600	41	45	42	40	944	8.7	108	17	0.0	0.0	0.5
Sunday, July 28, 2013	21:10	600	41	50	42	40	1137	9.3	111	17	0.0	0.0	0.3
Sunday, July 28, 2013	21:20	600	44	55	50	40	1056	9.1	109	17	0.0	0.0	0.3
Sunday, July 28, 2013	21:30	600	41	45	42	40	808	8.3	107	17	0.0	0.0	0.5
Sunday, July 28, 2013	21:40	600	41	51	42	39	1049	8.9	107	17	0.0	0.0	0.5
Sunday, July 28, 2013	21:50	600	44	52	47	40	1045	8.9	107	17	0.0	0.0	0.0
Sunday, July 28, 2013	22:00	600	41	46	42	39	857	8.4	105	17	0.0	0.0	0.0
Sunday, July 28, 2013	22:10	600	40	43	42	39	761	8.2	109	17	0.0	0.0	0.0
Sunday, July 28, 2013	22:20	600	41	51	42	39	854	8.4	109	17	0.0	0.0	0.0
Sunday, July 28, 2013	22:30	600	41	45	42	40	659	7.8	108	17	0.0	0.0	0.0
Sunday, July 28, 2013	22:40	600	40	45	41	39	802	8.6	106	17	0.0	0.0	0.0
Sunday, July 28, 2013	22:50	600	39	45	40	38	775	8.2	108	17	0.0	0.0	0.0
Sunday, July 28, 2013	23:00	600	41	44	42	39	748	8.2	115	16	0.0	0.0	0.0
Sunday, July 28, 2013	23:10	600	42	56	42	39	617	7.9	118	16	0.0	0.0	0.3
Sunday, July 28, 2013	23:20	600	40	45	41	38	436	6.8	118	17	0.0	0.0	0.0
Sunday, July 28, 2013	23:30	600	39	41	40	38	320	6.3	121	17	0.0	0.0	0.0
Sunday, July 28, 2013	23:40	600	39	45	40	38	366	6.6	140	17	0.0	0.0	0.0
Sunday, July 28, 2013	23:50	600	39	42	40	38	300	6.2	135	17	0.0	0.0	0.0
Monday, July 29, 2013	0:00	600	40	56	41	38	487	7.2	137	16	0.0	0.0	0.0
Monday, July 29, 2013	0:10	600	40	44	41	38	473	7.0	140	16	0.0	0.0	0.0
Monday, July 29, 2013	0:20	600	39	42	40	38	348	6.3	145	16	0.0	0.0	0.0
Monday, July 29, 2013	0:30	600	39	41	40	38	323	6.3	153	16	0.0	0.0	0.0
Monday, July 29, 2013	0:40	600	40	53	40	36	309	6.1	148	16	0.0	0.0	0.0
Monday, July 29, 2013	0:50	600	38	42	39	36	279	6.0	153	16	0.0	0.0	0.0
Monday, July 29, 2013	1:00	600	37	43	39	35	198	5.3	156	16	0.0	0.0	0.0
Monday, July 29, 2013	1:10	600	37	41	39	35	98	4.4	144	17	0.0	0.0	0.0
Monday, July 29, 2013	1:20	600	38	41	39	37	84	4.2	144	16	0.0	0.0	0.0
Monday, July 29, 2013	1:30	600	38	45	40	35	166	5.0	142	16	0.0	0.0	0.0
Monday, July 29, 2013	1:40	600	37	40	39	34	259	5.9	140	16	0.0	0.0	0.0
Monday, July 29, 2013	1:50	600	39	41	40	37	164	5.3	147	16	0.0	0.0	0.0
Monday, July 29, 2013	2:00	600	37	41	39	35	-4	5.2	155	16	0.0	0.0	0.0
Monday, July 29, 2013	2:10	600	38	44	40	35	-4	4.4	165	16	0.0	0.0	0.0
Monday, July 29, 2013	2:20	600	40	44	41	38	-4	4.1	165	16	0.0	0.0	0.0
Monday, July 29, 2013	2:30	600	38	44	40	35	-4	5.0	166	16	0.0	0.0	0.0
Monday, July 29, 2013	2:40	600	37	40	39	35	-4	4.8	164	16	0.0	0.0	0.0
Monday, July 29, 2013	2:50	600	38	40	40	35	32	5.7	154	16	0.0	0.0	0.0
Monday, July 29, 2013	3:00	600	37	40	39	35	-3	4.7	167	16	0.0	0.0	0.0
Monday, July 29, 2013	3:10	600	36	40	37	35	-4	5.4	173	16	0.0	0.0	0.0
Monday, July 29, 2013	3:20	600	36	39	38	33	-5	4.8	180	16	0.0	0.0	0.0
Monday, July 29, 2013	3:30	600	37	45	41	34	-6	3.9	179	16	0.0	0.0	0.0
Monday, July 29, 2013	3:40	600	35	37	36	34	-5	3.3	175	16	0.0	0.0	0.3
Monday, July 29, 2013	3:50	600	35	39	37	33	-4	3.0	172	16	0.0	0.0	0.0
Monday, July 29, 2013	4:00	600	34	41	36	33	0	2.9	166	16	0.0	0.0	0.0
Monday, July 29, 2013	4:10	600	36	41	39	33	-1	3.6	179	16	0.0	0.0	0.0
Monday, July 29, 2013	4:20	600	34	41	35	32	-1	3.9	172	16	0.0	0.0	0.0
Monday, July 29, 2013	4:30	600	34	38	35	32	-2	3.6	151	16	0.0	0.0	0.0
Monday, July 29, 2013	4:40	600	33	40	34	32	-1	3.3	160	16	0.0	0.0	0.0
Monday, July 29, 2013	4:50	600	34	39	35	33	-3	3.5	159	16	0.0	0.0	0.0
Monday, July 29, 2013	5:00	600	34	40	35	32	-1	3.7	183	16	0.0	0.0	0.0
Monday, July 29, 2013	5:10	600	35	40	36	33	-1	2.8	178	16	0.0	0.0	0.0
Monday, July 29, 2013	5:20	600	34	40	36	33	-2	3.5	169	16	0.0	0.0	0.0
Monday, July 29, 2013	5:30	600	35	40	36	33	-1	3.5	187	16	0.0	0.0	0.0
Monday, July 29, 2013	5:40	600	35	44	37	33	-1	3.5	206	16	0.0	0.0	0.0
Monday, July 29, 2013	5:50	600	37	56	35	32	-1	2.6	217	16	0.0	0.0	0.0
Monday, July 29, 2013	6:00	600	39	56	38	32	-2	3.4	216	16	0.0	0.0	0.0
Monday, July 29, 2013	6:10	600	34	48	36	32	-1	2.9	211	16	0.0	0.0	0.0
Monday, July 29, 2013	6:20	600	35	44	37	33	0	2.4	195	16	0.0	0.0	0.0
Monday, July 29, 2013	6:30	600	38	57	40	34	0	2.8	195	16	0.0	0.0	0.0
Monday, July 29, 2013	6:40	600	36	47	37	34	-2	3.4	188	16	0.0	0.0	0.0
Monday, July 29, 2013	6:50	600	36	43	37	34	0	3.2	175	16	0.0	0.0	0.0
Monday, July 29, 2013	7:00	600	41	58	39	34	-1	1.6	191	16	0.0	0.0	0.0
Monday, July 29, 2013	7:10	600	37	49	39	34	0	2.4	192	16	0.0	0.0	0.0
Monday, July 29, 2013	7:20	600	38	54	39	35	0	1.5	172	16	0.0	0.0	0.0
Monday, July 29, 2013	7:30	600	38	52	38	35	0	1.4	178	16	0.0	0.0	0.0
Monday, July 29, 2013	7:40	600	36	49	38	34	0	2.4	198	17	0.0	0.0	0.0
Monday, July 29, 2013	7:50	600	38	49	39	35	-1	3.3	203	17	0.0	0.0	0.0
Monday, July 29, 2013	8:00	600	43	59	42	36	-1	3.1	216	17	0.0	0.0	0.0
Monday, July 29, 2013	8:10	600	38	50	40	36	0	2.3	251	17	0.0	0.0	0.0
Monday, July 29, 2013	8:20	600	40	45	41	38	0	1.9	258	18	0.0	0.0	0.0
Monday, July 29, 2013	8:30	600	41	56	41	39	0	1.8	229	18	0.0	0.0	0.0
Monday, July 29, 2013	8:40	600	37	52	39	35	0	1.5	210	18	0.0	0.0	0.0
Monday, July 29, 2013	8:50	600	39	56	40	35	0	1.3	209	17	0.0	0.0	0.0
Monday, July 29, 2013	9:00	600	39	53	40	37	-1	1.8	201	17	0.0	0.0	0.0
Monday, July 29, 2013	9:10	600	39	55	40	36	0	1.3	201	17	0.0	0.0	0.0
Monday, July 29, 2013	9:20	600	42	55	44	36	0	1.1	169	17	0.0	0.0	0.0
Monday, July 29, 2013	9:30	600	43	57	44	39	-1	1.1	169	17	0.0	0.0	0.0
Monday, July 29, 2013	9:40	600	41	49	43	38	-1	2.1	182	17	0.0	0.0	0.0
Monday, July 29, 2013	9:50	600	40	45	41	37	0	1.8	226	18	0.0	0.0	0.0
Monday, July 29, 2013	10:00	600	43	51	44	41	-1	0.7	206	18	0.0	0.0	0.0
Monday, July 29, 2013	10:10	600	42	56	43	40	0	0.6	183	18	0.0	0.0	0.0
Monday, July 29, 2013	10:20	600	41	51	42	40	0	1.4	165	18	0.0	0.0	0.0
Monday, July 29, 2013	10:30	600	41	48	42	40	0	1.1	148	19	0.0	0.0	0.0
Monday, July 29, 2013	10:40	600	41	55	43	38	0	1.2	189	19	0.0	0.0	0.0
Monday, July 29, 2013	10:50	600	39	47	41	37	0	2.3	168	20	0.0	0.0	0.0

Table A-6: Location 4 Summer Compliance Evaluation

Date	Time	Duration	Leq	Lmax	L(10)	L(90)	WT E5	WT E5	Onsite Met	Onsite Met	Loc. 6	Loc. 6	Loc. 6
	Start Time	(sec)	(dBA)	(dBA)	(dBA)	(dBA)	Output (kW)	HH WS (m/s)	WD @ 75m (degrees)	Temp. (°C)	Avg. WS @ 2m (m/s)	Gust WS @ 2m (m/s)	Precip. (mm)
Monday, July 29, 2013	11:00	600	42	51	44	40	0	1.9	174	20	0.0	0.0	0.0
Monday, July 29, 2013	11:10	600	40	51	42	38	0	1.0	172	20	0.0	0.0	0.0
Monday, July 29, 2013	11:20	600	41	57	42	38	0	1.5	167	20	0.0	0.0	0.0
Monday, July 29, 2013	11:30	600	40	52	41	38	-3	3.3	153	20	0.0	0.0	0.0
Monday, July 29, 2013	11:40	600	39	48	40	36	-2	2.6	161	20	0.0	0.0	0.0
Monday, July 29, 2013	11:50	600	42	59	40	36	0	2.3	161	21	0.0	0.0	0.0
Monday, July 29, 2013	12:00	600	47	75	44	37	-1	2.4	136	21	0.0	0.0	0.0
Monday, July 29, 2013	12:10	600	48	76	48	36	-2	4.6	121	20	0.0	0.0	0.0
Monday, July 29, 2013	12:20	600	40	49	41	37	-2	5.0	127	20	0.0	0.6	0.0
Monday, July 29, 2013	12:30	600	41	55	43	36	0	4.2	146	21	0.0	0.0	0.0
Monday, July 29, 2013	12:40	600	40	54	39	36	-2	3.2	167	22	0.0	0.0	0.0
Monday, July 29, 2013	12:50	600	43	61	42	37	-2	3.3	153	22	0.0	0.0	0.0
Monday, July 29, 2013	13:00	600	40	52	41	36	0	2.4	155	22	0.0	0.0	0.0
Monday, July 29, 2013	13:10	600	44	66	45	38	-1	3.6	143	22	0.0	0.0	0.0
Monday, July 29, 2013	13:20	600	43	57	43	38	-1	3.8	151	21	0.0	0.0	0.0
Monday, July 29, 2013	13:30	600	42	56	45	35	-1	3.6	151	22	0.0	0.6	0.0
Monday, July 29, 2013	13:40	600	40	55	40	35	-1	4.4	149	22	0.0	0.0	0.0
Monday, July 29, 2013	13:50	600	39	54	39	37	-1	5.8	154	21	0.0	0.0	0.0
Monday, July 29, 2013	14:00	600	39	56	42	33	0	6.2	158	21	0.0	0.0	0.0
Monday, July 29, 2013	14:10	600	37	46	38	35	0	6.8	158	21	0.0	0.0	0.0
Monday, July 29, 2013	14:20	600	38	50	40	35	0	7.3	142	21	0.0	1.9	0.0
Monday, July 29, 2013	14:30	600	46	74	43	36	0	5.2	142	21	0.4	3.0	0.0
Monday, July 29, 2013	14:40	600	73	101	66	38	0	5.8	195	19	0.0	2.6	0.3
Monday, July 29, 2013	14:50	600	59	73	62	53	0	6.9	218	16	0.0	0.0	2.5
Monday, July 29, 2013	15:00	600	67	97	63	52	175	6.1	212	16	0.0	0.0	1.0
Monday, July 29, 2013	15:10	600	63	77	67	52	462	6.9	167	16	0.0	0.0	0.3
Monday, July 29, 2013	15:20	600	54	78	55	44	347	6.2	228	18	0.0	0.0	0.0
Monday, July 29, 2013	15:30	600	45	63	46	41	693	8.0	253	19	0.0	2.6	0.0
Monday, July 29, 2013	15:40	600	47	70	47	41	337	6.1	277	20	0.0	0.0	0.0
Monday, July 29, 2013	15:50	600	43	60	44	39	286	6.1	294	20	0.0	0.0	0.0
Monday, July 29, 2013	16:00	600	43	59	44	38	384	6.6	312	21	0.0	0.0	0.0
Monday, July 29, 2013	16:10	600	45	59	46	42	260	5.9	312	21	0.0	0.0	0.0
Monday, July 29, 2013	16:20	600	43	66	44	40	219	5.6	323	21	0.0	0.0	0.0
Monday, July 29, 2013	16:30	600	47	61	51	40	200	5.4	329	21	0.0	0.0	0.0
Monday, July 29, 2013	16:40	600	44	58	45	40	142	4.8	328	22	0.0	0.0	0.0
Monday, July 29, 2013	16:50	600	44	60	44	40	8	3.1	330	21	0.0	0.0	0.0
Monday, July 29, 2013	17:00	600	41	49	42	40	-6	2.4	358	20	0.0	0.0	0.0
Monday, July 29, 2013	17:10	600	42	53	43	39	-4	1.5	336	19	0.0	0.0	0.0
Monday, July 29, 2013	17:20	600	42	57	43	39	-4	1.4	343	19	0.0	0.0	0.0
Monday, July 29, 2013	17:30	600	46	74	45	40	1	3.2	320	19	0.0	0.0	0.0
Monday, July 29, 2013	17:40	600	43	56	45	40	62	4.2	315	20	0.0	0.0	0.0
Monday, July 29, 2013	17:50	600	42	53	44	40	85	4.5	299	20	0.0	0.0	0.0
Monday, July 29, 2013	18:00	600	42	53	43	39	298	6.2	305	20	0.0	0.4	0.0
Monday, July 29, 2013	18:10	600	44	57	46	39	292	6.1	299	19	0.0	0.0	0.0
Monday, July 29, 2013	18:20	600	42	47	43	40	262	5.8	290	19	0.0	0.0	0.0
Monday, July 29, 2013	18:30	600	42	54	43	39	74	4.1	290	19	0.0	1.9	0.0
Monday, July 29, 2013	18:40	600	43	58	45	39	44	3.8	286	19	0.0	0.7	0.0
Monday, July 29, 2013	18:50	600	42	49	44	40	38	3.5	295	20	0.0	1.1	0.0
Monday, July 29, 2013	19:00	600	42	56	43	39	59	4.1	302	20	0.0	0.0	0.0
Monday, July 29, 2013	19:10	600	40	54	42	38	53	4.0	298	20	0.0	0.0	0.0
Monday, July 29, 2013	19:20	600	40	49	41	38	67	4.1	299	20	0.0	0.0	0.0
Monday, July 29, 2013	19:30	600	41	56	43	38	114	4.6	315	19	0.0	0.0	0.0
Monday, July 29, 2013	19:40	600	40	46	42	38	180	5.2	317	19	0.0	0.0	0.0
Monday, July 29, 2013	19:50	600	41	50	42	39	85	4.3	312	19	0.0	0.0	0.0
Monday, July 29, 2013	20:00	600	41	58	41	38	100	4.5	300	18	0.0	0.0	0.0
Monday, July 29, 2013	20:10	600	41	56	40	38	75	4.3	289	18	0.0	0.0	0.0
Monday, July 29, 2013	20:20	600	40	50	41	38	49	3.8	280	17	0.0	0.0	0.0
Monday, July 29, 2013	20:30	600	42	56	43	40	213	5.6	276	17	0.0	0.0	0.0
Monday, July 29, 2013	20:40	600	43	48	44	41	307	6.1	277	16	0.0	0.0	0.0
Monday, July 29, 2013	20:50	600	43	46	44	42	333	6.3	279	16	0.0	0.0	0.0
Monday, July 29, 2013	21:00	600	44	54	47	41	442	6.9	275	16	0.0	0.0	0.0
Monday, July 29, 2013	21:10	600	44	58	45	42	462	6.8	273	16	0.0	0.0	0.0
Monday, July 29, 2013	21:20	600	45	57	47	42	329	6.4	272	16	0.0	0.0	0.0
Monday, July 29, 2013	21:30	600	45	49	47	42	266	5.8	274	16	0.0	0.0	0.0
Monday, July 29, 2013	21:40	600	46	51	48	43	214	5.4	277	16	0.0	0.0	0.0
Monday, July 29, 2013	21:50	600	45	49	47	42	192	5.2	279	16	0.0	0.0	0.0
Monday, July 29, 2013	22:00	600	45	48	47	42	217	5.5	278	16	0.0	0.0	0.0
Monday, July 29, 2013	22:10	600	44	48	46	42	209	5.5	277	16	0.0	0.0	0.0
Monday, July 29, 2013	22:20	600	45	49	47	42	291	5.9	280	16	0.0	0.0	0.0
Monday, July 29, 2013	22:30	600	45	50	47	42	362	6.4	282	16	0.0	0.0	0.0
Monday, July 29, 2013	22:40	600	45	49	47	42	551	7.2	288	15	0.0	0.0	0.0
Monday, July 29, 2013	22:50	600	44	50	47	42	469	7.0	291	15	0.0	0.0	0.0
Monday, July 29, 2013	23:00	600	43	48	45	41	532	7.1	297	15	0.0	0.0	0.0
Monday, July 29, 2013	23:10	600	44	51	47	41	572	7.2	303	16	0.0	0.0	0.0
Monday, July 29, 2013	23:20	600	42	45	43	41	503	7.0	301	16	0.0	0.0	0.0
Monday, July 29, 2013	23:30	600	42	43	43	40	577	7.4	299	15	0.0	0.0	0.0
Monday, July 29, 2013	23:40	600	43	57	43	41	700	7.7	298	15	0.0	0.0	0.0
Monday, July 29, 2013	23:50	600	42	44	43	41	645	7.6	299	15	0.0	0.0	0.0
Tuesday, July 30, 2013	0:00	600	41	44	43	39	534	7.1	302	15	0.0	0.0	0.0
Tuesday, July 30, 2013	0:10	600	41	45	42	40	444	6.7	297	15	0.0	0.0	0.0
Tuesday, July 30, 2013	0:20	600	41	43	42	40	463	6.8	301	15	0.0	0.7	0.0
Tuesday, July 30, 2013	0:30	600	42	45	43	40	460	6.8	304	15	0.0	0.0	0.0
Tuesday, July 30, 2013	0:40	600	40	44	42	39	380	6.5	306	15	0.0	0.0	0.0
Tuesday, July 30, 2013	0:50	600	40	47	41	38	289	5.9	308	15	0.0	0.0	0.0
Tuesday, July 30, 2013	1:00	600	41	54	42	38	215	5.4	313	14	0.0	0.0	0.0
Tuesday, July 30, 2013	1:10	600	41	54	42	39	212	5.6	324	15	0.0	0.0	0.0
Tuesday, July 30, 2013	1:20	600	40	43	41	38	277	5.9	340	15	0.0	0.0	0.0
Tuesday, July 30, 2013	1:30	600	39	42	41	37	331	6.3	336	15	0.0	0.0	0.0
Tuesday, July 30, 2013	1:40	600	39	44	40	37	342	6.3	333	15	0.0	0.0	0.0
Tuesday, July 30, 2013	1:50	600	39	41	40	38	456	7.0	335	14	0.0	0.0	0.0
Tuesday, July 30, 2013	2:00	600	39	40	40	38	-2	7.4	335	14	0.0	0.0	0.0
Tuesday, July 30, 2013	2:10	600	38	40	39	37	-4	6.7	326	14	0.0	0.0	0.0
Tuesday, July 30, 2013	2:20	600	38	43	39	37	-4	6.4	320	14	0.0	0.7	0.0
Tuesday, July 30, 2013	2:30	600	39	41	40	37	-4	6.3	320	14	0.0	0.0	0.0

Table A-6: Location 4 Summer Compliance Evaluation

Date	Time	Duration	Leq	Lmax	L(10)	L(90)	WT E5	WT E5	Onsite Met	Onsite Met	Loc. 6	Loc. 6	Loc. 6
	Start Time	(sec)	(dBA)	(dBA)	(dBA)	(dBA)	Output (kW)	HH WS (m/s)	WD @ 75m (degrees)	Temp. (°C)	Avg. WS @ 2m (m/s)	Gust WS @ 2m (m/s)	Precip. (mm)
Tuesday, July 30, 2013	2:40	600	39	49	40	38	-4	6.5	315	14	0.0	0.0	0.0
Tuesday, July 30, 2013	2:50	600	39	42	40	38	-3	6.5	311	14	0.0	0.0	0.0
Tuesday, July 30, 2013	3:00	600	39	48	40	37	225	6.8	322	14	0.0	0.0	0.0
Tuesday, July 30, 2013	3:10	600	40	45	42	38	375	6.4	321	14	0.0	0.0	0.0
Tuesday, July 30, 2013	3:20	600	39	43	40	38	561	7.4	319	13	0.0	0.0	0.0
Tuesday, July 30, 2013	3:30	600	40	44	41	38	846	8.3	320	13	0.0	0.0	0.0
Tuesday, July 30, 2013	3:40	600	40	48	42	38	843	8.3	323	13	0.0	0.0	0.0
Tuesday, July 30, 2013	3:50	600	38	42	39	37	605	7.3	320	13	0.0	0.0	0.0
Tuesday, July 30, 2013	4:00	600	39	41	40	38	568	7.4	331	13	0.0	0.0	0.0
Tuesday, July 30, 2013	4:10	600	42	47	44	39	638	7.4	340	13	0.0	0.0	0.0
Tuesday, July 30, 2013	4:20	600	40	48	41	39	526	7.0	340	14	0.0	0.0	0.0
Tuesday, July 30, 2013	4:30	600	39	43	40	38	539	7.1	325	13	0.0	0.0	0.0
Tuesday, July 30, 2013	4:40	600	38	43	39	37	514	6.9	322	13	0.0	0.0	0.0
Tuesday, July 30, 2013	4:50	600	38	43	39	37	296	6.1	331	13	0.0	0.0	0.0
Tuesday, July 30, 2013	5:00	600	38	44	39	37	108	4.6	335	13	0.0	0.0	0.0
Tuesday, July 30, 2013	5:10	600	38	45	39	37	122	4.7	338	13	0.0	0.0	0.0
Tuesday, July 30, 2013	5:20	600	38	54	39	36	126	4.6	329	13	0.0	0.0	0.0
Tuesday, July 30, 2013	5:30	600	38	47	38	36	67	3.9	322	13	0.0	0.0	0.0
Tuesday, July 30, 2013	5:40	600	38	45	39	37	93	4.3	324	13	0.0	0.0	0.0
Tuesday, July 30, 2013	5:50	600	39	49	40	37	198	5.3	324	13	0.0	0.0	0.0
Tuesday, July 30, 2013	6:00	600	40	56	41	37	177	4.9	331	13	0.0	0.0	0.0
Tuesday, July 30, 2013	6:10	600	38	43	39	37	381	6.4	331	14	0.0	0.4	0.0
Tuesday, July 30, 2013	6:20	600	38	48	39	37	196	5.3	331	14	0.0	0.0	0.0
Tuesday, July 30, 2013	6:30	600	40	55	40	37	119	4.7	327	14	0.0	0.0	0.0
Tuesday, July 30, 2013	6:40	600	47	68	49	38	435	6.8	325	14	0.0	0.0	0.0
Tuesday, July 30, 2013	6:50	600	40	55	40	38	534	7.2	323	14	0.0	1.3	0.0
Tuesday, July 30, 2013	7:00	600	43	57	44	39	544	7.2	323	14	0.0	1.7	0.0
Tuesday, July 30, 2013	7:10	600	41	46	42	39	517	7.0	315	15	0.4	3.0	0.0
Tuesday, July 30, 2013	7:20	600	42	57	43	39	326	6.1	311	15	0.4	1.9	0.0
Tuesday, July 30, 2013	7:30	600	44	59	44	41	527	7.2	315	15	0.2	2.4	0.0
Tuesday, July 30, 2013	7:40	600	44	56	46	41	570	7.4	315	15	0.2	2.6	0.0
Tuesday, July 30, 2013	7:50	600	47	63	48	42	525	7.0	316	15	0.4	2.8	0.0
Tuesday, July 30, 2013	8:00	600	44	56	46	42	611	7.5	315	15	0.4	3.2	0.0
Tuesday, July 30, 2013	8:10	600	45	61	46	41	528	7.1	311	16	0.4	2.6	0.0
Tuesday, July 30, 2013	8:20	600	44	54	45	42	553	7.4	315	16	0.2	2.4	0.0
Tuesday, July 30, 2013	8:30	600	43	53	45	42	316	5.9	315	16	0.6	3.5	0.0
Tuesday, July 30, 2013	8:40	600	42	51	44	41	381	6.5	314	16	0.9	3.7	0.0
Tuesday, July 30, 2013	8:50	600	44	56	45	42	655	7.8	308	16	0.4	2.8	0.0
Tuesday, July 30, 2013	9:00	600	45	59	47	42	803	8.4	305	17	0.2	2.0	0.0
Tuesday, July 30, 2013	9:10	600	44	56	45	41	904	8.5	296	17	0.4	3.0	0.0
Tuesday, July 30, 2013	9:20	600	44	52	45	42	684	7.8	295	17	0.6	3.5	0.0
Tuesday, July 30, 2013	9:30	600	45	58	46	42	796	8.4	300	17	0.2	3.3	0.0
Tuesday, July 30, 2013	9:40	600	43	47	44	42	630	7.5	302	17	0.4	3.5	0.0
Tuesday, July 30, 2013	9:50	600	44	58	44	42	607	7.5	293	17	0.6	4.6	0.0
Tuesday, July 30, 2013	10:00	600	43	53	44	41	468	7.1	307	18	1.3	4.3	0.0
Tuesday, July 30, 2013	10:10	600	44	55	46	42	759	8.2	303	18	1.7	4.1	0.0
Tuesday, July 30, 2013	10:20	600	46	61	47	42	598	7.4	294	18	1.1	4.3	0.0
Tuesday, July 30, 2013	10:30	600	45	57	48	41	799	8.5	295	18	1.1	5.0	0.0
Tuesday, July 30, 2013	10:40	600	46	60	48	42	880	8.6	309	18	1.1	4.6	0.0
Tuesday, July 30, 2013	10:50	600	43	52	46	41	686	7.7	285	18	1.1	6.5	0.0
Tuesday, July 30, 2013	11:00	600	43	53	45	41	344	6.4	291	19	0.9	4.3	0.0
Tuesday, July 30, 2013	11:10	600	43	55	44	40	350	6.4	309	19	0.7	4.4	0.0
Tuesday, July 30, 2013	11:20	600	46	65	48	41	381	6.6	309	18	1.3	4.1	0.0
Tuesday, July 30, 2013	11:30	600	42	54	44	40	494	7.4	307	18	1.1	4.4	0.0
Tuesday, July 30, 2013	11:40	600	43	55	45	39	672	7.6	311	18	0.4	3.5	0.0
Tuesday, July 30, 2013	11:50	600	43	56	45	40	990	8.8	321	19	1.1	4.3	0.0
Tuesday, July 30, 2013	12:00	600	44	53	46	41	696	7.9	318	19	0.9	5.6	0.0
Tuesday, July 30, 2013	12:10	600	42	52	44	40	592	7.4	320	19	1.1	4.3	0.0
Tuesday, July 30, 2013	12:20	600	43	56	45	40	615	7.7	325	20	1.3	4.3	0.0
Tuesday, July 30, 2013	12:30	600	42	52	45	40	995	8.9	328	19	0.9	4.3	0.0
Tuesday, July 30, 2013	12:40	600	44	57	47	40	1153	9.3	302	18	0.6	4.4	0.0
Tuesday, July 30, 2013	12:50	600	42	58	44	38	927	8.6	305	20	0.6	3.9	0.0
Tuesday, July 30, 2013	13:00	600	41	47	43	40	885	8.5	313	20	0.4	2.8	0.0
Tuesday, July 30, 2013	13:10	600	42	50	43	40	883	8.6	306	19	1.1	5.4	0.0
Tuesday, July 30, 2013	13:20	600	44	58	46	40	567	7.1	312	20	1.1	4.4	0.0
Tuesday, July 30, 2013	13:30	600	42	60	44	39	974	8.8	302	20	0.7	3.5	0.0
Tuesday, July 30, 2013	13:40	600	42	57	43	38	801	8.6	317	19	0.7	3.5	0.0
Tuesday, July 30, 2013	13:50	600	40	44	42	39	719	8.0	301	20	0.9	5.9	0.0
Tuesday, July 30, 2013	14:00	600	44	59	48	37	-4	7.4	302	21	0.6	4.8	0.0
Tuesday, July 30, 2013	14:10	600	43	55	46	39	-4	7.8	297	20	1.5	5.6	0.0
Tuesday, July 30, 2013	14:20	600	41	56	42	39	-4	9.2	294	20	0.7	4.4	0.0
Tuesday, July 30, 2013	14:30	600	42	56	43	40	-4	8.3	301	20	0.4	2.2	0.0
Tuesday, July 30, 2013	14:40	600	41	53	42	39	-4	7.5	311	21	0.7	4.3	0.0
Tuesday, July 30, 2013	14:50	600	41	47	42	39	-3	7.4	303	21	0.6	3.0	0.0
Tuesday, July 30, 2013	15:00	600	39	47	41	37	292	6.7	301	21	1.1	4.8	0.0
Tuesday, July 30, 2013	15:10	600	42	57	43	38	938	8.6	319	21	1.1	4.4	0.0
Tuesday, July 30, 2013	15:20	600	42	57	42	37	731	8.0	307	21	0.7	3.2	0.0
Tuesday, July 30, 2013	15:30	600	39	48	41	37	673	7.7	303	21	0.4	2.8	0.0
Tuesday, July 30, 2013	15:40	600	42	56	43	38	299	6.2	299	21	0.6	3.5	0.0
Tuesday, July 30, 2013	15:50	600	41	51	42	39	270	6.0	297	21	0.9	3.5	0.0
Tuesday, July 30, 2013	16:00	600	45	59	47	40	381	6.6	299	21	0.6	4.3	0.0
Tuesday, July 30, 2013	16:10	600	42	60	43	39	288	6.1	316	21	0.4	2.6	0.0
Tuesday, July 30, 2013	16:20	600	42	53	42	39	773	8.0	316	21	0.9	3.0	0.0
Tuesday, July 30, 2013	16:30	600	44	63	42	38	740	8.2	310	21	0.4	3.2	0.0
Tuesday, July 30, 2013	16:40	600	41	53	42	38	651	7.7	310	21	0.7	3.2	0.0
Tuesday, July 30, 2013	16:50	600	43	57	43	38	476	7.0	298	21	0.6	4.4	0.0
Tuesday, July 30, 2013	17:00	600	41	58	40	36	655	7.8	307	21	0.4	3.5	0.0
Tuesday, July 30, 2013	17:10	600	40	45	41	38	738	8.2	304	20	1.3	4.1	0.0
Tuesday, July 30, 2013	17:20	600	41	55	42	38	1120	9.3	309	20	0.7	2.8	0.0
Tuesday, July 30, 2013	17:30	600	41	55	43	36	1008	8.8	303	20	0.6	3.2	0.0
Tuesday, July 30, 2013	17:40	600	38	45	39	36	694	7.8	309	20	0.4	3.3	0.0
Tuesday, July 30, 2013	17:50	600	38	59	38	35	693	7.8	308	20	0.4	2.6	0.0
Tuesday, July 30, 2013	18:00	600	40	56	42	35	718	8.0	304	19	0.2	2.6	0.0
Tuesday, July 30, 2013	18:10	600	42	58	46	35	468	7.0	298	19	0.2	3.2	0.0

Table A-6: Location 4 Summer Compliance Evaluation

Date	Time	Duration	Leq	Lmax	L(10)	L(90)	WT E5	WT E5	Onsite Met	Onsite Met	Loc. 6	Loc. 6	Loc. 6
	Start Time	(sec)	(dBA)	(dBA)	(dBA)	(dBA)	Output (kW)	HH WS (m/s)	WD @ 75m (degrees)	Temp. (°C)	Avg. WS @ 2m (m/s)	Gust WS @ 2m (m/s)	Precip. (mm)
Tuesday, July 30, 2013	18:20	600	40	58	40	35	636	7.6	301	19	0.7	3.5	0.0
Tuesday, July 30, 2013	18:30	600	39	54	39	35	578	7.5	303	19	0.2	2.8	0.0
Tuesday, July 30, 2013	18:40	600	38	49	40	35	661	7.8	307	19	0.0	1.5	0.0
Tuesday, July 30, 2013	18:50	600	38	52	38	35	564	7.2	306	18	0.0	0.4	0.0
Tuesday, July 30, 2013	19:00	600	37	45	38	35	506	7.3	306	18	0.0	0.2	0.0
Tuesday, July 30, 2013	19:10	600	37	50	38	36	399	6.6	306	18	0.0	0.0	0.0
Tuesday, July 30, 2013	19:20	600	39	56	40	36	331	6.2	303	18	0.0	0.0	0.0
Tuesday, July 30, 2013	19:30	600	42	61	40	38	365	6.5	303	17	0.0	0.0	0.0
Tuesday, July 30, 2013	19:40	600	42	56	42	38	549	7.3	308	17	0.0	0.0	0.0
Tuesday, July 30, 2013	19:50	600	40	52	42	37	527	7.1	307	17	0.0	0.0	0.0
Tuesday, July 30, 2013	20:00	600	40	56	39	36	474	7.1	309	17	0.0	0.0	0.0
Tuesday, July 30, 2013	20:10	600	43	54	46	36	440	6.8	308	16	0.0	0.0	0.0
Tuesday, July 30, 2013	20:20	600	47	56	51	43	416	6.6	307	16	0.0	0.0	0.0
Tuesday, July 30, 2013	20:30	600	47	54	50	43	304	6.0	308	16	0.0	0.0	0.0
Tuesday, July 30, 2013	20:40	600	47	54	50	44	284	6.0	306	16	0.0	0.0	0.0
Tuesday, July 30, 2013	20:50	600	47	54	50	45	232	5.5	302	16	0.0	0.0	0.0
Tuesday, July 30, 2013	21:00	600	48	56	51	45	275	6.0	302	16	0.0	0.0	0.0
Tuesday, July 30, 2013	21:10	600	49	54	51	47	320	6.2	303	15	0.0	0.0	0.0
Tuesday, July 30, 2013	21:20	600	49	54	51	46	239	5.5	303	15	0.0	0.0	0.0
Tuesday, July 30, 2013	21:30	600	49	55	52	47	253	5.8	300	15	0.0	0.0	0.0
Tuesday, July 30, 2013	21:40	600	49	55	51	46	165	5.0	299	15	0.0	0.0	0.0
Tuesday, July 30, 2013	21:50	600	49	56	52	46	128	4.8	302	15	0.0	0.0	0.0
Tuesday, July 30, 2013	22:00	600	50	60	53	46	68	4.1	305	15	0.0	0.0	0.0
Tuesday, July 30, 2013	22:10	600	50	60	53	45	100	4.6	310	15	0.0	0.0	0.0
Tuesday, July 30, 2013	22:20	600	50	57	52	46	94	4.6	310	15	0.0	0.0	0.0
Tuesday, July 30, 2013	22:30	600	49	54	52	45	100	4.6	308	15	0.0	0.0	0.0
Tuesday, July 30, 2013	22:40	600	50	55	53	46	85	4.5	309	16	0.0	0.0	0.0
Tuesday, July 30, 2013	22:50	600	50	54	53	47	95	4.6	309	16	0.0	0.0	0.0
Tuesday, July 30, 2013	23:00	600	50	56	54	46	151	5.0	310	16	0.0	0.0	0.0
Tuesday, July 30, 2013	23:10	600	48	55	52	42	154	5.0	307	15	0.0	0.0	0.0
Tuesday, July 30, 2013	23:20	600	46	51	49	39	184	5.3	301	15	0.0	0.0	0.0
Tuesday, July 30, 2013	23:30	600	45	50	47	42	234	5.7	296	15	0.0	0.0	0.0
Tuesday, July 30, 2013	23:40	600	45	48	47	42	242	5.8	298	15	0.0	0.0	0.0
Tuesday, July 30, 2013	23:50	600	44	49	46	39	232	5.6	301	15	0.0	0.0	0.0
Wednesday, July 31, 2013	0:00	600	44	50	47	37	172	5.1	298	15	0.0	0.0	0.0
Wednesday, July 31, 2013	0:10	600	46	50	48	43	116	4.7	300	15	0.0	0.0	0.0
Wednesday, July 31, 2013	0:20	600	46	50	48	44	111	4.6	303	15	0.0	0.0	0.0
Wednesday, July 31, 2013	0:30	600	44	50	46	41	117	4.7	303	15	0.0	0.0	0.0
Wednesday, July 31, 2013	0:40	600	44	48	46	40	181	5.2	311	15	0.0	0.0	0.0
Wednesday, July 31, 2013	0:50	600	43	52	48	35	227	5.5	306	14	0.0	0.0	0.0
Wednesday, July 31, 2013	1:00	600	38	44	41	35	402	6.6	310	14	0.0	0.0	0.0
Wednesday, July 31, 2013	1:10	600	42	49	45	35	511	7.0	309	15	0.0	0.0	0.0
Wednesday, July 31, 2013	1:20	600	46	57	49	38	615	7.5	312	15	0.0	0.0	0.0
Wednesday, July 31, 2013	1:30	600	42	46	45	35	438	6.7	313	14	0.0	0.0	0.0
Wednesday, July 31, 2013	1:40	600	35	47	37	33	385	6.4	312	14	0.0	0.0	0.0
Wednesday, July 31, 2013	1:50	600	43	47	45	38	270	6.7	307	14	0.0	0.0	0.0
Wednesday, July 31, 2013	2:00	600	38	46	42	34	-4	7.2	307	14	0.0	0.0	0.0
Wednesday, July 31, 2013	2:10	600	35	45	36	34	-4	8.8	306	14	0.0	0.0	0.0
Wednesday, July 31, 2013	2:20	600	35	43	36	34	-4	10.0	306	14	0.0	0.0	0.0
Wednesday, July 31, 2013	2:30	600	34	48	35	33	-4	9.2	304	14	0.0	0.0	0.0
Wednesday, July 31, 2013	2:40	600	35	42	35	33	-4	9.1	303	14	0.0	0.0	0.0
Wednesday, July 31, 2013	2:50	600	39	47	43	34	-2	9.2	306	14	0.0	0.0	0.0
Wednesday, July 31, 2013	3:00	600	35	41	36	34	824	8.7	309	14	0.0	0.0	0.0
Wednesday, July 31, 2013	3:10	600	35	45	36	34	842	8.1	312	14	0.0	0.0	0.0
Wednesday, July 31, 2013	3:20	600	35	38	36	34	646	7.4	310	13	0.0	0.0	0.0
Wednesday, July 31, 2013	3:30	600	34	36	35	33	609	7.3	312	13	0.0	0.0	0.0
Wednesday, July 31, 2013	3:40	600	35	39	36	34	472	6.8	312	13	0.0	0.0	0.0
Wednesday, July 31, 2013	3:50	600	41	47	44	35	755	8.1	310	13	0.0	0.0	0.0
Wednesday, July 31, 2013	4:00	600	39	47	43	34	842	8.1	313	13	0.0	0.0	0.0
Wednesday, July 31, 2013	4:10	600	35	40	35	34	850	8.2	313	13	0.0	0.0	0.0
Wednesday, July 31, 2013	4:20	600	35	39	36	34	763	8.1	315	13	0.0	0.0	0.0
Wednesday, July 31, 2013	4:30	600	35	42	36	34	819	8.3	312	13	0.0	0.0	0.0
Wednesday, July 31, 2013	4:40	600	35	40	36	34	677	7.7	316	13	0.0	0.0	0.0
Wednesday, July 31, 2013	4:50	600	35	41	36	34	474	6.9	316	13	0.0	0.0	0.0
Wednesday, July 31, 2013	5:00	600	36	43	38	34	314	6.0	315	13	0.0	0.0	0.0
Wednesday, July 31, 2013	5:10	600	40	56	40	35	260	5.7	312	13	0.0	0.0	0.0
Wednesday, July 31, 2013	5:20	600	37	56	40	34	264	5.7	311	13	0.0	0.0	0.0
Wednesday, July 31, 2013	5:30	600	40	58	42	35	245	5.7	310	13	0.0	0.0	0.0
Wednesday, July 31, 2013	5:40	600	38	61	40	33	248	5.7	314	13	0.0	0.0	0.0
Wednesday, July 31, 2013	5:50	600	38	51	41	34	145	4.8	316	13	0.0	0.0	0.0
Wednesday, July 31, 2013	6:00	600	40	58	38	34	171	5.2	329	13	0.0	0.0	0.0
Wednesday, July 31, 2013	6:10	600	37	52	39	34	260	5.8	331	13	0.0	0.0	0.0
Wednesday, July 31, 2013	6:20	600	37	47	39	34	247	5.7	328	13	0.0	0.2	0.0
Wednesday, July 31, 2013	6:30	600	36	52	38	34	249	5.7	329	14	0.0	0.0	0.0
Wednesday, July 31, 2013	6:40	600	37	54	38	33	317	6.2	337	14	0.0	0.0	0.0
Wednesday, July 31, 2013	6:50	600	37	47	40	34	220	5.4	330	14	0.0	0.0	0.0
Wednesday, July 31, 2013	7:00	600	40	55	41	38	211	5.4	332	14	0.0	0.0	0.0
Wednesday, July 31, 2013	7:10	600	39	49	41	36	153	4.7	333	15	0.0	0.0	0.0
Wednesday, July 31, 2013	7:20	600	37	53	39	35	94	4.5	341	15	0.0	0.0	0.0
Wednesday, July 31, 2013	7:30	600	38	48	41	36	131	4.9	335	16	0.0	0.0	0.0
Wednesday, July 31, 2013	7:40	600	41	55	43	38	109	4.7	331	16	0.0	0.0	0.0
Wednesday, July 31, 2013	7:50	600	42	54	43	40	16	3.3	338	16	0.0	0.0	0.0
Wednesday, July 31, 2013	8:00	600	44	64	44	41	-7	1.5	340	17	0.0	0.2	0.0
Wednesday, July 31, 2013	8:10	600	45	56	45	42	-5	1.1	342	17	0.0	0.0	0.0
Wednesday, July 31, 2013	8:20	600	43	49	45	41	-4	0.8	327	17	0.0	0.0	0.0
Wednesday, July 31, 2013	8:30	600	43	56	45	41	-4	0.4	325	17	0.0	0.0	0.0
Wednesday, July 31, 2013	8:40	600	43	51	44	42	-5	0.6	298	18	0.0	1.3	0.0
Wednesday, July 31, 2013	8:50	600	43	56	44	42	-4	1.0	289	18	0.0	0.7	0.0
Wednesday, July 31, 2013	9:00	600	44	59	44	42	0	1.0	284	18	0.0	0.4	0.0
Wednesday, July 31, 2013	9:10	600	44	52	46	42	-2	0.9	304	19	0.2	2.4	0.0
Wednesday, July 31, 2013	9:20	600	44	57	45	42	-1	1.2	341	18	0.0	1.3	0.0
Wednesday, July 31, 2013	9:30	600	43	49	45	42	-1	1.2	9	18	0.0	1.7	0.0
Wednesday, July 31, 2013	9:40	600	44	60	44	42	-1	2.0	345	18	0.2	2.6	0.0
Wednesday, July 31, 2013	9:50	600	43	54	44	41	-1	2.5	323	18	0.2	2.4	0.0

Table A-6: Location 4 Summer Compliance Evaluation

Date	Time	Duration	Leq	Lmax	L(10)	L(90)	WT E5	WT E5	Onsite Met	Onsite Met	Loc. 6	Loc. 6	Loc. 6
	Start Time	(sec)	(dBA)	(dBA)	(dBA)	(dBA)	Output (kW)	HH WS (m/s)	WD @ 75m (degrees)	Temp. (°C)	Avg. WS @ 2m (m/s)	Gust WS @ 2m (m/s)	Precip. (mm)
Wednesday, July 31, 2013	10:00	600	46	67	45	41	-1	1.8	318	19	0.4	2.6	0.0
Wednesday, July 31, 2013	10:10	600	43	58	44	41	0	1.4	319	19	0.2	2.8	0.0
Wednesday, July 31, 2013	10:20	600	42	54	43	40	-1	1.3	324	20	0.0	1.5	0.0
Wednesday, July 31, 2013	10:30	600	42	56	43	40	0	1.7	342	19	0.0	1.1	0.0
Wednesday, July 31, 2013	10:40	600	43	55	44	40	0	1.5	313	20	0.0	0.0	0.0
Wednesday, July 31, 2013	10:50	600	42	56	43	39	-1	2.3	307	20	0.0	0.4	0.0
Wednesday, July 31, 2013	11:00	600	42	53	43	40	-1	2.1	290	20	0.0	1.7	0.0
Wednesday, July 31, 2013	11:10	600	42	53	43	40	0	2.5	313	20	0.0	0.0	0.0
Wednesday, July 31, 2013	11:20	600	42	58	43	39	4	3.1	307	20	0.0	1.3	0.0
Wednesday, July 31, 2013	11:30	600	41	55	42	39	-4	2.4	291	20	0.2	1.5	0.0
Wednesday, July 31, 2013	11:40	600	42	53	42	39	-4	2.1	310	21	0.0	2.6	0.0
Wednesday, July 31, 2013	11:50	600	40	52	43	38	-4	2.2	292	20	0.2	2.4	0.0
Wednesday, July 31, 2013	12:00	600	41	54	42	37	-6	2.6	282	21	0.4	2.0	0.0
Wednesday, July 31, 2013	12:10	600	41	52	41	38	-5	2.7	310	21	0.2	2.2	0.0
Wednesday, July 31, 2013	12:20	600	39	43	40	38	33	3.1	349	21	0.6	2.2	0.0
Wednesday, July 31, 2013	12:30	600	42	68	41	38	-3	2.9	292	21	0.2	2.2	0.0
Wednesday, July 31, 2013	12:40	600	38	45	39	35	-2	2.6	246	21	0.2	2.2	0.0
Wednesday, July 31, 2013	12:50	600	38	46	40	37	14	3.1	285	22	0.2	1.9	0.0
Wednesday, July 31, 2013	13:00	600	41	55	43	39	9	3.1	257	22	0.0	0.7	0.0
Wednesday, July 31, 2013	13:10	600	54	74	51	40	44	3.8	265	23	0.6	2.6	0.0
Wednesday, July 31, 2013	13:20	600	41	59	41	37	37	3.9	308	22	0.4	2.4	0.0
Wednesday, July 31, 2013	13:30	600	43	57	43	38	71	4.0	296	21	0.2	2.2	0.0
Wednesday, July 31, 2013	13:40	600	42	51	45	38	28	3.4	314	20	0.2	1.3	0.0
Wednesday, July 31, 2013	13:50	600	38	50	39	37	22	3.4	324	20	0.0	0.4	0.0
Wednesday, July 31, 2013	14:00	600	42	55	43	38	-4	2.8	271	21	0.0	0.0	0.0
Wednesday, July 31, 2013	14:10	600	42	56	42	38	-4	3.4	269	21	0.0	1.9	0.0
Wednesday, July 31, 2013	14:20	600	36	46	38	34	-4	3.3	274	21	0.0	0.6	0.0
Wednesday, July 31, 2013	14:30	600	40	55	39	36	-4	3.5	270	22	0.0	0.2	0.0
Wednesday, July 31, 2013	14:40	600	42	58	42	38	-4	1.7	282	23	0.0	0.0	0.0
Wednesday, July 31, 2013	14:50	600	43	59	43	40	-2	3.5	246	23	0.0	1.3	0.0
Wednesday, July 31, 2013	15:00	600	40	46	41	38	11	3.4	258	24	0.0	1.5	0.0
Wednesday, July 31, 2013	15:10	600	40	46	42	38	11	3.0	299	23	0.4	3.2	0.0
Wednesday, July 31, 2013	15:20	600	41	56	42	37	-5	2.6	278	23	0.2	1.9	0.0
Wednesday, July 31, 2013	15:30	600	39	44	40	38	16	3.3	272	23	0.2	1.9	0.0
Wednesday, July 31, 2013	15:40	600	41	56	42	39	49	3.7	296	23	0.4	3.0	0.0
Wednesday, July 31, 2013	15:50	600	42	56	44	39	-3	2.8	343	23	0.4	2.0	0.0
Wednesday, July 31, 2013	16:00	600	40	57	41	38	-4	2.2	342	23	0.4	2.4	0.0
Wednesday, July 31, 2013	16:10	600	42	59	42	37	-3	2.7	330	23	0.2	2.6	0.0
Wednesday, July 31, 2013	16:20	600	43	60	43	40	-4	2.3	333	22	0.0	0.0	0.0
Wednesday, July 31, 2013	16:30	600	41	55	42	38	-5	2.7	304	22	0.0	0.7	0.0
Wednesday, July 31, 2013	16:40	600	43	56	46	38	-4	2.9	311	23	0.0	0.0	0.0
Wednesday, July 31, 2013	16:50	600	40	56	41	37	-4	2.8	294	22	0.0	0.0	0.0
Wednesday, July 31, 2013	17:00	600	41	57	41	37	-4	2.2	287	23	0.0	1.5	0.0
Wednesday, July 31, 2013	17:10	600	38	46	40	37	-4	2.1	279	23	0.0	0.4	0.0
Wednesday, July 31, 2013	17:20	600	40	51	41	38	-4	1.9	258	23	0.0	0.6	0.0
Wednesday, July 31, 2013	17:30	600	41	55	42	37	-5	2.5	240	23	0.2	2.0	0.0
Wednesday, July 31, 2013	17:40	600	39	49	41	36	-5	2.4	259	23	0.0	0.2	0.0
Wednesday, July 31, 2013	17:50	600	41	55	41	35	-3	2.5	241	23	0.0	0.0	0.0
Wednesday, July 31, 2013	18:00	600	42	57	44	35	18	3.3	238	22	0.0	0.0	0.0
Wednesday, July 31, 2013	18:10	600	36	45	38	35	15	3.2	227	22	0.0	0.0	0.0
Wednesday, July 31, 2013	18:20	600	38	53	39	35	10	3.4	230	21	0.0	0.0	0.0
Wednesday, July 31, 2013	18:30	600	38	45	40	35	1	3.1	217	20	0.0	0.0	0.0
Wednesday, July 31, 2013	18:40	600	41	53	44	35	-6	2.8	204	20	0.0	0.0	0.0
Wednesday, July 31, 2013	18:50	600	39	51	42	36	-4	2.8	198	20	0.0	0.0	0.0
Wednesday, July 31, 2013	19:00	600	41	52	43	37	-4	2.2	195	21	0.0	0.0	0.0
Wednesday, July 31, 2013	19:10	600	41	56	42	36	-1	2.8	215	20	0.0	0.0	0.0
Wednesday, July 31, 2013	19:20	600	38	49	39	36	8	3.1	198	20	0.0	0.0	0.0
Wednesday, July 31, 2013	19:30	600	37	50	39	36	-5	2.3	198	19	0.0	0.0	0.0
Wednesday, July 31, 2013	19:40	600	39	55	41	36	-4	2.6	190	18	0.0	0.0	0.0
Wednesday, July 31, 2013	19:50	600	41	58	42	36	-10	2.8	177	18	0.0	0.0	0.0
Wednesday, July 31, 2013	20:00	600	46	54	48	42	-4	2.9	171	18	0.0	0.0	0.0
Wednesday, July 31, 2013	20:10	600	48	63	50	44	-5	2.9	162	18	0.0	0.0	0.0
Wednesday, July 31, 2013	20:20	600	49	64	50	46	-6	2.5	164	17	0.0	0.0	0.0
Wednesday, July 31, 2013	20:30	600	49	54	50	47	51	3.8	167	17	0.0	0.0	0.0
Wednesday, July 31, 2013	20:40	600	52	56	54	48	89	4.3	171	17	0.0	0.0	0.0
Wednesday, July 31, 2013	20:50	600	52	56	54	49	56	4.0	174	17	0.0	0.0	0.0
Wednesday, July 31, 2013	21:00	600	54	58	56	50	58	4.1	174	17	0.0	0.0	0.0
Wednesday, July 31, 2013	21:10	600	54	58	56	50	45	3.7	175	17	0.0	0.0	0.0
Wednesday, July 31, 2013	21:20	600	52	58	55	49	-4	2.3	177	17	0.0	0.0	0.0
Wednesday, July 31, 2013	21:30	600	52	57	54	49	-5	2.2	177	17	0.0	0.0	0.0
Wednesday, July 31, 2013	21:40	600	52	54	53	49	-7	2.2	177	17	0.0	0.0	0.0
Wednesday, July 31, 2013	21:50	600	50	54	52	49	-4	1.8	178	17	0.0	0.0	0.0
Wednesday, July 31, 2013	22:00	600	51	55	52	50	-4	2.4	172	17	0.0	0.0	0.0
Wednesday, July 31, 2013	22:10	600	52	56	54	50	15	3.3	178	17	0.0	0.0	0.0
Wednesday, July 31, 2013	22:20	600	50	54	52	48	42	3.6	183	17	0.0	0.0	0.0
Wednesday, July 31, 2013	22:30	600	50	52	51	47	20	3.0	189	16	0.0	0.0	0.0
Wednesday, July 31, 2013	22:40	600	49	52	51	47	12	3.0	188	16	0.0	0.0	0.0
Wednesday, July 31, 2013	22:50	600	50	53	51	47	2	3.0	202	16	0.0	0.0	0.0
Wednesday, July 31, 2013	23:00	600	50	53	51	47	27	3.7	206	16	0.0	0.0	0.0
Wednesday, July 31, 2013	23:10	600	51	59	52	47	22	3.5	224	16	0.0	0.0	0.0
Wednesday, July 31, 2013	23:20	600	49	54	51	45	-5	2.4	225	16	0.0	0.0	0.0
Wednesday, July 31, 2013	23:30	600	50	54	52	46	-4	2.0	216	16	0.0	0.0	0.0
Wednesday, July 31, 2013	23:40	600	49	53	51	46	-7	2.6	215	16	0.0	0.0	0.0
Wednesday, July 31, 2013	23:50	600	47	53	50	42	-4	2.2	218	16	0.0	0.0	0.0
Thursday, August 01, 2013	0:00	600	49	52	51	46	-4	2.5	223	16	0.0	0.0	0.0
Thursday, August 01, 2013	0:10	600	47	51	49	44	-4	2.7	245	16	0.0	0.0	0.0
Thursday, August 01, 2013	0:20	600	49	52	51	46	-4	2.4	237	16	0.0	0.0	0.0
Thursday, August 01, 2013	0:30	600	49	52	51	46	-4	1.5	219	16	0.0	0.0	0.0
Thursday, August 01, 2013	0:40	600	48	53	50	43	-4	1.9	216	16	0.0	0.0	0.0
Thursday, August 01, 2013	0:50	600	49	55	51	44	-1	1.7	216	16	0.0	0.0	0.0
Thursday, August 01, 2013	1:00	600	49	56	51	46	0	1.2	201	16	0.0	0.0	0.0
Thursday, August 01, 2013	1:10	600	49	53	51	45	0	2.1	186	16	0.0	0.0	0.0
Thursday, August 01, 2013	1:20	600	48	53	50	44	0	1.9	177	16	0.0	0.0	0.0
Thursday, August 01, 2013	1:30	600	48	53	50	43	0	2.1	178	16	0.0	0.0	0.0

Table A-6: Location 4 Summer Compliance Evaluation

Date	Time	Duration	Leq	Lmax	L(10)	L(90)	WT E5	WT E5	Onsite Met	Onsite Met	Loc. 6	Loc. 6	Loc. 6
	Start Time	(sec)	(dBA)	(dBA)	(dBA)	(dBA)	Output (kW)	HH WS (m/s)	WD @ 75m (degrees)	Temp. (°C)	Avg. WS @ 2m (m/s)	Gust WS @ 2m (m/s)	Precip. (mm)
Thursday, August 01, 2013	1:40	600	48	53	50	43	0	1.9	178	16	0.0	0.0	0.0
Thursday, August 01, 2013	1:50	600	45	52	48	35	0	2.0	178	16	0.0	0.0	0.0
Thursday, August 01, 2013	2:00	600	46	52	50	37	0	2.3	179	16	0.0	0.0	0.0
Thursday, August 01, 2013	2:10	600	45	50	48	39	0	2.9	183	15	0.0	0.0	0.0
Thursday, August 01, 2013	2:20	600	45	50	48	38	0	2.9	191	15	0.0	0.0	0.0
Thursday, August 01, 2013	2:30	600	45	51	48	37	0	4.1	201	15	0.0	0.0	0.0
Thursday, August 01, 2013	2:40	600	45	51	48	35	0	4.0	202	15	0.0	0.0	0.0
Thursday, August 01, 2013	2:50	600	46	50	48	41	0	4.2	209	15	0.0	0.0	0.0
Thursday, August 01, 2013	3:00	600	47	52	50	37	-6	3.0	214	15	0.0	0.0	0.0
Thursday, August 01, 2013	3:10	600	43	48	46	37	-4	2.1	213	15	0.0	0.0	0.0
Thursday, August 01, 2013	3:20	600	42	49	45	37	-2	3.0	224	15	0.0	0.0	0.0
Thursday, August 01, 2013	3:30	600	41	47	45	33	-7	3.0	220	15	0.0	0.0	0.0
Thursday, August 01, 2013	3:40	600	41	47	45	33	-4	2.5	211	15	0.0	0.0	0.0
Thursday, August 01, 2013	3:50	600	33	38	35	32	7	2.8	213	14	0.0	0.0	0.0
Thursday, August 01, 2013	4:00	600	38	49	43	32	-6	2.4	213	14	0.0	0.0	0.0
Thursday, August 01, 2013	4:10	600	33	35	33	32	-5	2.4	209	14	0.0	0.0	0.0
Thursday, August 01, 2013	4:20	600	36	45	41	32	-5	2.5	202	15	0.0	0.0	0.0
Thursday, August 01, 2013	4:30	600	33	39	33	32	-4	3.0	201	15	0.0	0.0	0.0
Thursday, August 01, 2013	4:40	600	34	42	35	32	0	2.8	203	15	0.0	0.0	0.0
Thursday, August 01, 2013	4:50	600	33	46	34	32	-6	2.7	199	15	0.0	0.0	0.0
Thursday, August 01, 2013	5:00	600	34	43	36	33	-6	2.6	195	15	0.0	0.0	0.0
Thursday, August 01, 2013	5:10	600	35	43	37	33	0	3.0	195	15	0.0	0.0	0.0
Thursday, August 01, 2013	5:20	600	35	53	36	33	-4	2.8	195	15	0.0	0.0	0.0
Thursday, August 01, 2013	5:30	600	35	40	36	33	13	3.3	188	15	0.0	0.0	0.0
Thursday, August 01, 2013	5:40	600	35	44	37	33	42	4.0	178	15	0.0	0.0	0.0
Thursday, August 01, 2013	5:50	600	35	48	38	33	30	3.7	173	15	0.0	0.0	0.0
Thursday, August 01, 2013	6:00	600	40	57	40	33	51	4.1	178	14	0.0	0.0	0.0
Thursday, August 01, 2013	6:10	600	36	51	38	34	81	4.5	172	15	0.0	0.0	0.0
Thursday, August 01, 2013	6:20	600	37	53	38	33	110	4.7	163	15	0.0	0.0	0.0
Thursday, August 01, 2013	6:30	600	37	44	39	34	93	4.5	156	16	0.0	0.0	0.0
Thursday, August 01, 2013	6:40	600	37	50	39	34	83	4.2	154	16	0.0	0.0	0.0
Thursday, August 01, 2013	6:50	600	38	45	39	36	75	4.3	152	16	0.0	0.0	0.0
Thursday, August 01, 2013	7:00	600	40	56	40	37	50	3.9	140	17	0.0	0.0	0.0
Thursday, August 01, 2013	7:10	600	40	55	42	37	53	3.9	145	17	0.0	0.0	0.0
Thursday, August 01, 2013	7:20	600	40	50	42	38	60	4.2	151	18	0.0	0.0	0.0
Thursday, August 01, 2013	7:30	600	41	52	42	39	41	4.0	150	18	0.0	0.0	0.0
Thursday, August 01, 2013	7:40	600	42	50	44	41	27	3.8	138	18	0.0	0.0	0.0
Thursday, August 01, 2013	7:50	600	43	49	44	41	44	3.6	137	18	0.0	0.0	0.0
Thursday, August 01, 2013	8:00	600	44	54	45	42	39	3.6	145	18	0.0	0.0	0.0
Thursday, August 01, 2013	8:10	600	44	49	45	43	29	3.5	153	19	0.0	0.0	0.0
Thursday, August 01, 2013	8:20	600	45	52	46	43	62	4.0	152	19	0.0	0.0	0.0
Thursday, August 01, 2013	8:30	600	44	47	46	43	107	4.4	152	19	0.0	0.0	0.0
Thursday, August 01, 2013	8:40	600	45	54	46	44	92	4.2	156	19	0.0	0.0	0.0
Thursday, August 01, 2013	8:50	600	45	53	46	43	47	3.5	159	19	0.0	0.0	0.0
Thursday, August 01, 2013	9:00	600	44	53	45	43	79	4.2	157	19	0.0	0.0	0.0
Thursday, August 01, 2013	9:10	600	45	48	46	43	37	3.5	156	19	0.0	0.0	0.0
Thursday, August 01, 2013	9:20	600	45	54	46	44	13	3.1	146	19	0.0	0.0	0.0
Thursday, August 01, 2013	9:30	600	45	55	46	44	7	3.1	149	19	0.0	0.0	0.0
Thursday, August 01, 2013	9:40	600	45	55	46	44	17	3.4	148	19	0.0	0.0	0.0
Thursday, August 01, 2013	9:50	600	47	61	47	44	6	3.4	146	20	0.0	0.0	0.0
Thursday, August 01, 2013	10:00	600	45	55	46	43	36	3.3	144	20	0.0	0.0	0.0
Thursday, August 01, 2013	10:10	600	45	64	46	43	37	3.6	147	20	0.0	0.2	0.0
Thursday, August 01, 2013	10:20	600	43	51	44	42	145	4.9	151	20	0.0	1.1	0.0
Thursday, August 01, 2013	10:30	600	43	53	45	41	243	5.4	156	20	0.2	1.7	0.0
Thursday, August 01, 2013	10:40	600	45	51	46	43	218	5.6	153	20	0.2	1.9	0.0
Thursday, August 01, 2013	10:50	600	43	48	44	42	287	5.8	156	20	0.0	1.3	0.0
Thursday, August 01, 2013	11:00	600	43	48	44	41	307	5.9	154	21	0.2	2.0	0.0
Thursday, August 01, 2013	11:10	600	44	55	46	40	346	6.3	150	21	0.0	1.1	0.0
Thursday, August 01, 2013	11:20	600	46	68	46	41	546	7.1	151	21	0.0	0.4	0.0
Thursday, August 01, 2013	11:30	600	50	58	53	43	530	7.2	149	21	0.2	2.4	0.0
Thursday, August 01, 2013	11:40	600	44	60	46	41	335	6.1	152	21	0.2	2.2	0.0
Thursday, August 01, 2013	11:50	600	45	58	46	40	612	7.6	154	22	0.0	1.7	0.0
Thursday, August 01, 2013	12:00	600	44	58	47	40	604	7.3	158	22	0.0	1.1	0.0
Thursday, August 01, 2013	12:10	600	43	52	45	40	525	7.1	153	22	0.2	2.2	0.0
Thursday, August 01, 2013	12:20	600	43	57	45	39	497	6.7	151	22	0.2	2.4	0.0
Thursday, August 01, 2013	12:30	600	43	55	44	40	365	6.3	153	22	0.4	2.0	0.0
Thursday, August 01, 2013	12:40	600	44	62	44	40	483	6.9	148	23	0.4	2.2	0.0
Thursday, August 01, 2013	12:50	600	45	60	46	40	492	7.0	156	22	0.2	2.4	0.0
Thursday, August 01, 2013	13:00	600	43	51	46	40	465	6.8	153	22	0.4	2.2	0.0
Thursday, August 01, 2013	13:10	600	43	54	46	39	602	7.5	153	22	0.0	2.0	0.0
Thursday, August 01, 2013	13:20	600	44	56	47	41	616	7.2	155	22	0.0	1.5	0.0
Thursday, August 01, 2013	13:30	600	45	62	46	40	613	7.4	156	22	0.4	3.5	0.0
Thursday, August 01, 2013	13:40	600	43	54	45	41	733	7.9	158	21	0.2	2.2	0.0
Thursday, August 01, 2013	13:50	600	42	46	44	40	222	6.2	155	22	0.2	1.9	0.0
Thursday, August 01, 2013	14:00	600	43	51	44	41	-4	6.6	157	22	0.0	0.9	0.0
Thursday, August 01, 2013	14:10	600	43	58	45	39	-4	6.4	156	22	0.2	1.7	0.0
Thursday, August 01, 2013	14:20	600	45	63	44	38	-4	7.4	156	21	0.2	2.2	0.0
Thursday, August 01, 2013	14:30	600	41	50	44	38	-4	7.1	157	22	0.2	2.6	0.0
Thursday, August 01, 2013	14:40	600	43	53	46	40	-4	7.2	159	22	0.2	1.9	0.0
Thursday, August 01, 2013	14:50	600	45	66	47	41	-2	9.4	163	22	0.0	1.5	0.0
Thursday, August 01, 2013	15:00	600	44	57	47	40	574	8.5	161	21	0.0	1.1	0.0
Thursday, August 01, 2013	15:10	600	41	55	42	38	674	7.6	159	20	0.0	1.9	0.0
Thursday, August 01, 2013	15:20	600	41	54	42	38	768	8.1	160	20	0.0	0.0	0.0
Thursday, August 01, 2013	15:30	600	40	49	42	38	575	7.2	160	20	0.0	0.0	0.0
Thursday, August 01, 2013	15:40	600	41	67	43	37	935	8.8	160	20	0.0	0.0	0.0

Table A-7: Location 6 Summer Compliance Evaluation

Date	Time	Duration	Leq	Lmax	L(10)	L(90)	WT W6	WT W6	Onsite Met	Onsite Met	Loc. 6	Loc. 6	Loc. 6
	Start Time	(min)	(dBA)	(dBA)	(dBA)	(dBA)	Output (kW)	HH WS (m/s)	WD @ 75m (degrees)	Temp. (°C)	Avg. WS @ 2m (m/s)	Gust WS @ 2m (m/s)	Precip. (mm)
Friday, July 19, 2013	13:50	0:10	55	78	57	43	1544	11.6	245	28	1.3	5.2	0.0
Friday, July 19, 2013	14:00	0:10	53	79	55	42	1778	13.0	243	28	1.3	5.0	0.0
Friday, July 19, 2013	14:10	0:10	50	66	54	40	1793	12.5	246	28	1.5	5.0	0.0
Friday, July 19, 2013	14:20	0:10	49	62	52	40	1667	12.2	238	28	1.3	4.8	0.0
Friday, July 19, 2013	14:30	0:10	54	74	55	41	1720	12.6	241	29	1.1	5.4	0.0
Friday, July 19, 2013	14:40	0:10	48	61	50	38	1833	13.2	244	29	1.1	4.6	0.0
Friday, July 19, 2013	14:50	0:10	48	59	51	43	1638	11.9	234	29	1.1	5.0	0.0
Friday, July 19, 2013	15:00	0:10	52	64	56	45	1599	12.1	242	29	1.9	6.9	0.0
Friday, July 19, 2013	15:10	0:10	49	61	53	40	1847	13.3	236	29	1.1	5.2	0.0
Friday, July 19, 2013	15:20	0:10	53	68	56	44	1932	15.0	243	29	1.7	6.1	0.0
Friday, July 19, 2013	15:30	0:10	51	63	55	42	1944	14.6	234	29	1.9	7.0	0.0
Friday, July 19, 2013	15:40	0:10	50	68	53	41	1958	15.1	232	29	1.5	5.4	0.0
Friday, July 19, 2013	15:50	0:10	50	60	54	42	1822	13.3	237	29	1.3	5.4	0.0
Friday, July 19, 2013	16:00	0:10	48	60	52	40	1744	12.5	238	29	0.9	5.0	0.0
Friday, July 19, 2013	16:10	0:10	50	69	50	40	1715	12.3	239	29	0.6	3.3	0.0
Friday, July 19, 2013	16:20	0:10	48	62	52	38	1719	12.1	241	29	1.1	6.5	0.0
Friday, July 19, 2013	16:30	0:10	48	60	52	42	1716	12.6	235	29	1.3	4.6	0.0
Friday, July 19, 2013	16:40	0:10	51	62	54	42	1682	12.0	234	29	1.7	5.2	0.0
Friday, July 19, 2013	16:50	0:10	41	52	44	37	1605	11.8	232	29	0.6	3.3	0.0
Friday, July 19, 2013	17:00	0:10	47	61	51	35	1376	10.9	231	29	1.3	5.7	0.0
Friday, July 19, 2013	17:10	0:10	47	66	50	38	1539	11.5	240	29	1.1	4.4	0.0
Friday, July 19, 2013	17:20	0:10	46	65	49	37	1577	11.3	240	29	0.9	5.6	0.0
Friday, July 19, 2013	17:30	0:10	48	63	52	37	1021	9.2	246	29	1.3	4.1	0.0
Friday, July 19, 2013	17:40	0:10	42	54	45	34	1503	11.2	242	28	0.6	2.8	0.0
Friday, July 19, 2013	17:50	0:10	42	56	46	34	1750	12.2	240	28	0.6	3.5	0.0
Friday, July 19, 2013	18:00	0:10	43	61	46	36	1347	10.7	241	28	0.4	3.0	0.0
Friday, July 19, 2013	18:10	0:10	46	67	51	34	1371	10.8	240	28	0.9	5.7	0.0
Friday, July 19, 2013	18:20	0:10	47	62	49	37	1460	10.9	244	28	1.3	4.6	0.0
Friday, July 19, 2013	18:30	0:10	44	55	48	36	1643	11.6	245	27	0.9	4.1	0.0
Friday, July 19, 2013	18:40	0:10	44	62	47	33	1630	12.2	238	27	0.6	3.2	0.0
Friday, July 19, 2013	18:50	0:10	46	64	50	32	1625	11.6	241	27	0.9	5.6	0.0
Friday, July 19, 2013	19:00	0:10	45	61	49	34	1837	12.9	240	27	0.9	3.5	0.0
Friday, July 19, 2013	19:10	0:10	41	59	44	31	1717	12.4	244	27	0.7	5.2	0.0
Friday, July 19, 2013	19:20	0:10	40	52	43	34	1796	12.6	243	27	0.4	3.0	0.0
Friday, July 19, 2013	19:30	0:10	39	61	41	32	1859	13.0	243	27	0.2	3.9	0.0
Friday, July 19, 2013	19:40	0:10	37	48	41	30	1865	12.6	244	27	0.4	3.2	0.0
Friday, July 19, 2013	19:50	0:10	40	57	42	31	1874	13.0	245	26	0.4	2.8	0.0
Friday, July 19, 2013	20:00	0:10	40	54	43	30	1846	12.5	242	26	0.4	3.2	0.0
Friday, July 19, 2013	20:10	0:10	38	58	42	29	1838	12.5	241	26	0.2	2.4	0.0
Friday, July 19, 2013	20:20	0:10	40	55	43	28	1792	12.3	239	26	0.2	2.2	0.0
Friday, July 19, 2013	20:30	0:10	41	54	45	32	1815	12.3	241	26	0.4	3.2	0.0
Friday, July 19, 2013	20:40	0:10	35	52	39	28	1915	13.0	242	26	0.0	0.2	0.0
Friday, July 19, 2013	20:50	0:10	35	49	39	27	1916	12.9	243	26	0.2	2.4	0.0
Friday, July 19, 2013	21:00	0:10	41	62	43	29	1912	12.9	241	26	0.0	2.2	0.0
Friday, July 19, 2013	21:10	0:10	39	56	41	33	1861	12.5	243	26	0.0	0.7	0.0
Friday, July 19, 2013	21:20	0:10	53	68	58	35	1933	15.2	259	26	1.7	6.1	0.0
Friday, July 19, 2013	21:30	0:10	47	61	51	41	1886	12.5	295	23	0.6	4.1	0.3
Friday, July 19, 2013	21:40	0:10	43	53	47	37	1699	11.5	283	21	0.2	2.0	0.0
Friday, July 19, 2013	21:50	0:10	53	68	56	39	1619	11.2	277	21	0.2	1.9	0.5
Friday, July 19, 2013	22:00	0:10	52	68	54	40	1748	11.6	287	20	0.2	3.2	0.3
Friday, July 19, 2013	22:10	0:10	39	51	40	35	1480	10.9	282	20	0.0	0.0	0.0
Friday, July 19, 2013	22:20	0:10	38	51	40	31	1219	9.7	279	20	0.0	0.2	0.0
Friday, July 19, 2013	22:30	0:10	34	55	35	28	1137	9.6	282	20	0.0	0.0	0.0
Friday, July 19, 2013	22:40	0:10	32	46	35	29	841	8.6	279	20	0.0	0.0	0.0
Friday, July 19, 2013	22:50	0:10	31	51	31	26	899	8.8	272	20	0.0	0.0	0.0
Friday, July 19, 2013	23:00	0:10	29	37	32	26	629	7.7	271	21	0.0	0.0	0.0
Friday, July 19, 2013	23:10	0:10	32	53	31	26	543	7.4	275	21	0.0	0.0	0.0
Friday, July 19, 2013	23:20	0:10	33	54	33	26	807	8.6	278	21	0.0	0.0	0.0
Friday, July 19, 2013	23:30	0:10	32	48	35	29	970	9.0	274	21	0.0	0.0	0.0
Friday, July 19, 2013	23:40	0:10	39	51	43	31	936	8.9	263	22	0.0	0.0	0.0
Friday, July 19, 2013	23:50	0:10	45	64	47	33	987	9.2	235	22	0.0	0.9	0.0
Saturday, July 20, 2013	0:00	0:10	45	67	44	33	1795	12.1	223	21	0.2	3.0	0.0
Saturday, July 20, 2013	0:10	0:10	58	81	56	39	1791	13.7	229	20	0.0	1.1	0.3
Saturday, July 20, 2013	0:20	0:10	53	64	55	48	1993	16.1	240	20	0.2	4.1	0.5
Saturday, July 20, 2013	0:30	0:10	45	67	47	37	1992	14.2	243	19	0.0	0.9	0.0
Saturday, July 20, 2013	0:40	0:10	35	42	38	32	1992	14.1	241	20	0.0	0.0	0.0
Saturday, July 20, 2013	0:50	0:10	42	56	45	34	1942	13.3	243	21	0.4	4.1	0.0
Saturday, July 20, 2013	1:00	0:10	41	49	44	37	981	13.6	236	21	0.0	3.2	0.0
Saturday, July 20, 2013	1:10	0:10	45	57	49	38	1812	16.0	238	21	0.7	3.9	0.0
Saturday, July 20, 2013	1:20	0:10	41	55	43	35	2000	17.4	240	21	0.7	4.1	0.0
Saturday, July 20, 2013	1:30	0:10	42	53	45	35	2000	17.5	245	21	0.7	3.3	0.0
Saturday, July 20, 2013	1:40	0:10	47	56	50	41	1936	13.8	247	21	0.9	3.9	0.0
Saturday, July 20, 2013	1:50	0:10	49	62	52	43	1957	13.8	256	21	1.5	6.3	0.0
Saturday, July 20, 2013	2:00	0:10	50	59	53	45	976	12.9	262	20	1.1	5.0	0.0
Saturday, July 20, 2013	2:10	0:10	53	62	57	46	-4	13.8	260	20	1.9	6.1	0.0
Saturday, July 20, 2013	2:20	0:10	51	61	54	46	-4	14.8	260	20	1.5	5.2	0.0
Saturday, July 20, 2013	2:30	0:10	51	63	54	46	-4	12.9	256	20	1.5	4.4	0.0
Saturday, July 20, 2013	2:40	0:10	49	57	52	44	-4	12.9	257	20	1.5	5.9	0.0
Saturday, July 20, 2013	2:50	0:10	49	57	52	45	-4	12.4	257	20	1.5	5.2	0.0
Saturday, July 20, 2013	3:00	0:10	47	59	49	42	1510	11.9	254	20	1.1	5.0	0.0
Saturday, July 20, 2013	3:10	0:10	47	59	50	42	1860	12.1	259	20	0.7	4.1	0.0
Saturday, July 20, 2013	3:20	0:10	47	56	50	41	1644	11.3	253	20	0.7	3.7	0.0
Saturday, July 20, 2013	3:30	0:10	45	54	48	42	1694	11.7	255	20	0.7	3.5	0.0
Saturday, July 20, 2013	3:40	0:10	43	54	45	41	1990	14.0	260	20	0.4	3.7	0.0
Saturday, July 20, 2013	3:50	0:10	44	51	46	42	1989	14.0	256	21	0.6	4.4	0.0
Saturday, July 20, 2013	4:00	0:10	44	48	46	42	1089	15.2	254	21	0.4	3.0	0.0
Saturday, July 20, 2013	4:10	0:10	43	53	46	38	1740	15.5	248	21	0.7	3.2	0.0
Saturday, July 20, 2013	4:20	0:10	40	47	43	36	1998	15.0	255	21	0.6	3.3	0.0
Saturday, July 20, 2013	4:30	0:10	43	54	46	39	1984	14.2	249	21	0.4	3.3	0.0
Saturday, July 20, 2013	4:40	0:10	44	54	46	39	1955	13.2	239	20	0.6	2.8	0.0
Saturday, July 20, 2013	4:50	0:10	45	58	47	41	1911	12.6	236	20	0.6	3.9	0.0
Saturday, July 20, 2013	5:00	0:10	45	60	49	38	1842	12.1	239	20	0.2	2.2	0.0
Saturday, July 20, 2013	5:10	0:10	40	52	44	32	1568	11.1	250	20	0.2	3.2	0.0
Saturday, July 20, 2013	5:20	0:10	36	49	40	29	1507	10.9	247	20	0.0	1.9	0.0
Saturday, July 20, 2013	5:30	0:10	37	50	38	32	1020	9.2	244	20	0.0	2.4	0.0
Saturday, July 20, 2013	5:40	0:10	40	52	44	33	1076	9.3	249	20	0.2	3.0	0.0
Saturday													

Table A-7: Location 6 Summer Compliance Evaluation

Date	Time	Duration	Leq	Lmax	L(10)	L(90)	WT W6	WT W6	Onsite Met	Onsite Met	Loc. 6	Loc. 6	Loc. 6
	Start Time	(min)	(dBA)	(dBA)	(dBA)	(dBA)	Output (kW)	HH WS (m/s)	WD @ 75m (degrees)	Temp. (°C)	Avg. WS @ 2m (m/s)	Gust WS @ 2m (m/s)	Precip. (mm)
Saturday, July 20, 2013	6:30	0:10	41	51	44	35	1861	12.4	260	20	0.4	3.5	0.0
Saturday, July 20, 2013	6:40	0:10	40	55	42	34	1845	12.3	260	20	0.4	3.7	0.0
Saturday, July 20, 2013	6:50	0:10	42	56	45	36	1789	11.9	265	20	0.7	4.4	0.0
Saturday, July 20, 2013	7:00	0:10	42	61	45	33	1597	11.1	260	20	0.4	3.9	0.0
Saturday, July 20, 2013	7:10	0:10	40	51	43	35	1647	11.4	252	21	0.4	3.2	0.0
Saturday, July 20, 2013	7:20	0:10	41	53	44	37	1608	11.2	247	21	0.4	3.7	0.0
Saturday, July 20, 2013	7:30	0:10	44	54	48	39	1477	10.6	255	20	0.4	3.7	0.0
Saturday, July 20, 2013	7:40	0:10	47	59	50	40	1050	9.3	255	21	1.3	4.6	0.0
Saturday, July 20, 2013	7:50	0:10	42	56	46	36	598	7.7	243	21	0.6	3.9	0.0
Saturday, July 20, 2013	8:00	0:10	42	53	45	36	648	7.9	252	22	0.7	4.1	0.0
Saturday, July 20, 2013	8:10	0:10	44	67	46	37	602	7.6	272	22	0.6	6.1	0.0
Saturday, July 20, 2013	8:20	0:10	44	58	48	38	717	8.1	281	22	0.9	4.8	0.0
Saturday, July 20, 2013	8:30	0:10	43	56	45	36	483	7.1	272	23	0.6	6.3	0.0
Saturday, July 20, 2013	8:40	0:10	41	53	44	34	312	6.3	274	23	0.6	4.4	0.0
Saturday, July 20, 2013	8:50	0:10	41	52	45	35	410	6.9	270	23	0.6	3.5	0.0
Saturday, July 20, 2013	9:00	0:10	39	50	43	31	371	6.7	270	23	0.6	3.9	0.0
Saturday, July 20, 2013	9:10	0:10	48	68	46	33	753	8.4	255	23	0.4	3.5	0.0
Saturday, July 20, 2013	9:20	0:10	41	61	41	33	671	8.1	242	22	0.4	2.8	0.0
Saturday, July 20, 2013	9:30	0:10	45	60	48	36	955	9.1	266	22	0.9	4.4	0.0
Saturday, July 20, 2013	9:40	0:10	45	62	48	39	1152	9.7	272	22	0.7	4.3	0.0
Saturday, July 20, 2013	9:50	0:10	45	55	48	38	1524	11.0	269	22	1.1	4.3	0.0
Saturday, July 20, 2013	10:00	0:10	45	54	48	38	1542	11.3	267	23	1.1	4.8	0.0
Saturday, July 20, 2013	10:10	0:10	45	65	46	37	1715	11.7	270	24	0.9	4.6	0.0
Saturday, July 20, 2013	10:20	0:10	44	55	47	40	1837	12.7	270	23	1.5	4.3	0.0
Saturday, July 20, 2013	10:30	0:10	45	55	48	36	1763	11.7	276	23	0.7	4.3	0.0
Saturday, July 20, 2013	10:40	0:10	44	56	48	33	1821	12.4	279	23	1.1	5.2	0.0
Saturday, July 20, 2013	10:50	0:10	44	57	46	36	1965	13.5	276	24	0.7	4.4	0.0
Saturday, July 20, 2013	11:00	0:10	46	52	49	41	1954	13.5	270	24	1.1	4.1	0.0
Saturday, July 20, 2013	11:10	0:10	46	58	49	41	1920	13.3	273	24	1.3	3.9	0.0
Saturday, July 20, 2013	11:20	0:10	46	54	50	40	1924	13.6	269	24	1.5	5.2	0.0
Saturday, July 20, 2013	11:30	0:10	46	55	49	41	1601	11.6	266	23	1.3	5.2	0.0
Saturday, July 20, 2013	11:40	0:10	41	54	43	37	1671	11.6	265	24	1.1	3.5	0.0
Saturday, July 20, 2013	11:50	0:10	42	58	46	34	1815	12.2	272	24	1.5	4.8	0.0
Saturday, July 20, 2013	12:00	0:10	44	60	46	37	1103	9.5	253	25	1.1	4.6	0.0
Saturday, July 20, 2013	12:10	0:10	38	50	40	33	1132	9.9	245	24	0.0	0.4	0.0
Saturday, July 20, 2013	12:20	0:10	51	63	54	45	1619	11.7	244	24	2.2	5.4	0.0
Saturday, July 20, 2013	12:30	0:10	46	57	50	38	1894	13.2	243	24	1.9	4.6	0.0
Saturday, July 20, 2013	12:40	0:10	43	54	47	36	1584	11.8	241	24	1.3	4.1	0.0
Saturday, July 20, 2013	12:50	0:10	47	63	51	36	1075	9.5	232	23	1.9	5.2	0.0
Saturday, July 20, 2013	13:00	0:10	49	64	51	37	1226	10.2	239	23	1.5	5.0	0.0
Saturday, July 20, 2013	13:10	0:10	43	56	47	34	1601	11.6	240	23	1.3	4.8	0.0
Saturday, July 20, 2013	13:20	0:10	41	58	44	32	1482	10.8	240	23	1.1	4.4	0.0
Saturday, July 20, 2013	13:30	0:10	47	59	51	35	1200	10.0	239	23	1.5	4.8	0.0
Saturday, July 20, 2013	13:40	0:10	44	54	47	38	1511	11.1	236	23	1.3	3.3	0.0
Saturday, July 20, 2013	13:50	0:10	45	58	48	37	1330	10.6	237	24	2.0	5.4	0.0
Saturday, July 20, 2013	14:00	0:10	47	63	49	37	1712	11.9	241	25	1.7	4.4	0.0
Saturday, July 20, 2013	14:10	0:10	48	65	51	38	786	12.1	251	25	2.0	5.2	0.0
Saturday, July 20, 2013	14:20	0:10	46	54	48	43	1252	10.3	249	26	1.3	3.5	0.0
Saturday, July 20, 2013	14:30	0:10	43	53	46	37	1311	10.5	260	25	1.7	4.6	0.0
Saturday, July 20, 2013	14:40	0:10	40	52	43	33	1347	10.5	266	24	1.1	3.5	0.0
Saturday, July 20, 2013	14:50	0:10	44	56	47	34	1292	10.3	252	24	1.7	5.0	0.0
Saturday, July 20, 2013	15:00	0:10	41	54	44	33	1278	10.1	249	24	1.9	4.3	0.0
Saturday, July 20, 2013	15:10	0:10	38	50	41	30	936	8.9	250	24	1.1	3.3	0.0
Saturday, July 20, 2013	15:20	0:10	42	55	46	30	983	9.3	245	24	1.5	3.9	0.0
Saturday, July 20, 2013	15:30	0:10	40	53	43	33	881	8.9	246	24	1.3	3.3	0.0
Saturday, July 20, 2013	15:40	0:10	44	55	48	37	909	9.0	240	25	1.9	4.3	0.0
Saturday, July 20, 2013	15:50	0:10	46	55	50	37	1107	9.6	244	25	1.9	4.4	0.0
Saturday, July 20, 2013	16:00	0:10	48	61	50	41	1010	9.2	243	25	1.7	5.4	0.0
Saturday, July 20, 2013	16:10	0:10	47	63	51	39	974	9.2	259	25	2.2	5.2	0.0
Saturday, July 20, 2013	16:20	0:10	59	67	64	47	1874	13.4	286	24	2.0	5.7	2.0
Saturday, July 20, 2013	16:30	0:10	57	65	62	46	1671	11.4	270	19	1.1	5.4	1.5
Saturday, July 20, 2013	16:40	0:10	44	55	47	38	1334	10.5	268	19	0.6	3.5	0.0
Saturday, July 20, 2013	16:50	0:10	46	59	50	37	1832	12.3	281	19	0.9	5.2	0.0
Saturday, July 20, 2013	17:00	0:10	39	52	42	34	1900	12.5	276	19	0.0	1.5	0.0
Saturday, July 20, 2013	17:10	0:10	42	56	45	34	1779	12.0	276	19	0.2	3.2	0.0
Saturday, July 20, 2013	17:20	0:10	39	48	42	33	1794	11.9	274	19	0.2	3.0	0.0
Saturday, July 20, 2013	17:30	0:10	40	65	41	28	1743	11.7	273	20	0.0	1.5	0.0
Saturday, July 20, 2013	17:40	0:10	40	53	44	31	1772	12.0	270	21	0.2	3.2	0.0
Saturday, July 20, 2013	17:50	0:10	44	68	47	37	1837	12.2	270	20	0.7	4.6	0.0
Saturday, July 20, 2013	18:00	0:10	39	50	42	34	1541	11.0	265	21	0.0	1.5	0.0
Saturday, July 20, 2013	18:10	0:10	41	50	45	33	1468	10.6	262	21	0.2	2.8	0.0
Saturday, July 20, 2013	18:20	0:10	44	61	47	36	1199	9.9	257	21	0.2	2.4	0.0
Saturday, July 20, 2013	18:30	0:10	42	51	45	35	1234	10.0	256	21	0.4	3.3	0.0
Saturday, July 20, 2013	18:40	0:10	43	53	46	35	599	10.4	261	20	0.4	3.7	0.0
Saturday, July 20, 2013	18:50	0:10	39	56	40	34	1482	10.7	268	20	0.2	2.4	0.0
Saturday, July 20, 2013	19:00	0:10	43	58	45	38	1382	10.4	276	20	0.2	3.0	0.0
Saturday, July 20, 2013	19:10	0:10	43	58	45	37	882	8.8	284	20	0.4	3.7	0.0
Saturday, July 20, 2013	19:20	0:10	40	53	43	32	1183	9.8	299	20	0.2	2.8	0.0
Saturday, July 20, 2013	19:30	0:10	39	56	42	34	1116	9.6	280	20	0.4	3.0	0.0
Saturday, July 20, 2013	19:40	0:10	41	56	45	33	1082	10.3	288	20	0.4	4.6	0.0
Saturday, July 20, 2013	19:50	0:10	36	50	39	30	639	9.6	299	20	0.2	1.7	0.0
Saturday, July 20, 2013	20:00	0:10	38	52	41	32	953	9.1	293	19	0.0	1.7	0.0
Saturday, July 20, 2013	20:10	0:10	36	56	39	28	744	8.4	297	19	0.0	2.2	0.0
Saturday, July 20, 2013	20:20	0:10	39	56	41	26	721	8.3	297	19	0.0	0.0	0.0
Saturday, July 20, 2013	20:30	0:10	33	43	37	28	792	8.6	292	19	0.0	0.0	0.0
Saturday, July 20, 2013	20:40	0:10	36	52	38	25	570	7.7	291	19	0.0	0.0	0.0
Saturday, July 20, 2013	20:50	0:10	37	52	39	28	704	8.2	295	19	0.0	2.4	0.0
Saturday, July 20, 2013	21:00	0:10	41	47	44	31	619	7.9	304	19	0.0	0.0	0.0
Saturday, July 20, 2013	21:10	0:10	41	45	43	36	570	7.7	314	19	0.0	0.0	0.0
Saturday, July 20, 2013	21:20	0:10	42	53	43	39	504	7.4	303	19	0.0	0.0	0.0
Saturday, July 20, 2013	21:30	0:10	42	45	43	38	558	7.7	300	18	0.0	0.0	0.0
Saturday, July 20, 2013	21:40	0:10	42	45	43	40	412	6.9	303	19	0.0	0.0	0.0
Saturday, July 20, 2013	21:50	0:10	40	43	42	38	259	6.0	299	18	0.0	0.0	0.0
Saturday, July 20, 2013	22:00	0:10	40	43	42	38	312	6.4	307	18	0.0	0.0	0.0
Saturday, July 20, 2013	22:10	0:10	35	49	37	26	201	5.6	302	18	0.0	0.0	0.0
Saturday, July 20, 2013	22:20	0:10	38	45	41	32	185	5.4	300	18	0.0	0.0	0.0
Saturday, July 20, 2013	22:30												

Table A-7: Location 6 Summer Compliance Evaluation

Date	Time	Duration	Leq	Lmax	L(10)	L(90)	WT W6	WT W6	Onsite Met	Onsite Met	Loc. 6	Loc. 6	Loc. 6
	Start Time	(min)	(dBA)	(dBA)	(dBA)	(dBA)	Output (kW)	HH WS (m/s)	WD @ 75m (degrees)	Temp. (°C)	Avg. WS @ 2m (m/s)	Gust WS @ 2m (m/s)	Precip. (mm)
Saturday, July 20, 2013	23:10	0:10	31	40	33	27	114	4.7	289	17	0.0	0.0	0.0
Saturday, July 20, 2013	23:20	0:10	32	48	33	26	112	4.8	285	17	0.0	0.0	0.0
Saturday, July 20, 2013	23:30	0:10	33	41	34	29	115	4.7	285	17	0.0	0.0	0.0
Saturday, July 20, 2013	23:40	0:10	31	38	34	26	138	4.9	285	17	0.0	0.0	0.0
Saturday, July 20, 2013	23:50	0:10	25	36	30	19	224	5.8	282	17	0.0	0.0	0.0
Sunday, July 21, 2013	0:00	0:10	32	39	35	25	286	6.3	279	17	0.0	0.0	0.0
Sunday, July 21, 2013	0:10	0:10	32	39	35	21	220	5.6	277	17	0.0	0.0	0.0
Sunday, July 21, 2013	0:20	0:10	32	36	34	28	82	4.4	275	17	0.0	0.0	0.0
Sunday, July 21, 2013	0:30	0:10	33	39	35	25	142	5.0	276	17	0.0	0.0	0.0
Sunday, July 21, 2013	0:40	0:10	32	48	34	19	204	5.4	277	17	0.0	0.0	0.0
Sunday, July 21, 2013	0:50	0:10	36	50	42	18	73	4.3	282	17	0.0	0.0	0.0
Sunday, July 21, 2013	1:00	0:10	30	46	27	18	35	3.9	296	17	0.0	0.0	0.0
Sunday, July 21, 2013	1:10	0:10	33	47	38	18	203	5.5	294	17	0.0	0.0	0.0
Sunday, July 21, 2013	1:20	0:10	38	43	40	33	57	4.0	282	17	0.0	0.0	0.0
Sunday, July 21, 2013	1:30	0:10	38	49	40	31	25	3.6	288	17	0.0	0.0	0.0
Sunday, July 21, 2013	1:40	0:10	37	46	43	26	21	3.6	311	17	0.0	0.0	0.0
Sunday, July 21, 2013	1:50	0:10	35	49	38	21	6	3.2	320	16	0.0	0.0	0.0
Sunday, July 21, 2013	2:00	0:10	36	46	41	23	-5	4.6	322	16	0.0	0.0	0.0
Sunday, July 21, 2013	2:10	0:10	44	52	49	19	-4	5.6	313	16	0.0	0.0	0.0
Sunday, July 21, 2013	2:20	0:10	36	54	40	25	-4	5.3	311	16	0.0	0.0	0.0
Sunday, July 21, 2013	2:30	0:10	29	49	30	22	-4	5.8	319	16	0.0	0.0	0.0
Sunday, July 21, 2013	2:40	0:10	31	37	33	27	-4	5.9	320	16	0.0	0.0	0.0
Sunday, July 21, 2013	2:50	0:10	33	38	36	28	-4	5.4	319	16	0.0	0.0	0.0
Sunday, July 21, 2013	3:00	0:10	28	34	30	27	15	5.1	317	16	0.0	0.0	0.0
Sunday, July 21, 2013	3:10	0:10	28	37	29	27	129	4.7	323	16	0.0	0.0	0.0
Sunday, July 21, 2013	3:20	0:10	31	39	35	27	132	4.6	322	16	0.0	0.0	0.0
Sunday, July 21, 2013	3:30	0:10	27	34	29	23	166	5.0	324	16	0.0	0.0	0.0
Sunday, July 21, 2013	3:40	0:10	25	34	28	21	130	4.6	331	15	0.0	0.0	0.0
Sunday, July 21, 2013	3:50	0:10	24	35	26	21	129	4.7	336	16	0.0	0.0	0.0
Sunday, July 21, 2013	4:00	0:10	23	31	25	20	154	4.9	340	15	0.0	0.0	0.0
Sunday, July 21, 2013	4:10	0:10	26	34	28	21	176	5.1	348	15	0.0	0.0	0.0
Sunday, July 21, 2013	4:20	0:10	24	38	27	20	189	5.1	346	16	0.0	0.0	0.0
Sunday, July 21, 2013	4:30	0:10	37	54	41	22	141	4.7	340	16	0.0	0.0	0.0
Sunday, July 21, 2013	4:40	0:10	43	56	48	33	170	5.1	332	16	0.0	0.0	0.0
Sunday, July 21, 2013	4:50	0:10	42	55	45	34	196	5.4	320	16	0.0	0.0	0.0
Sunday, July 21, 2013	5:00	0:10	55	66	61	32	99	4.5	322	15	0.0	0.0	0.0
Sunday, July 21, 2013	5:10	0:10	42	54	44	29	59	4.0	323	15	0.0	0.0	0.0
Sunday, July 21, 2013	5:20	0:10	38	50	43	25	96	4.5	319	15	0.0	0.0	0.0
Sunday, July 21, 2013	5:30	0:10	38	52	42	24	135	4.9	313	15	0.0	0.0	0.0
Sunday, July 21, 2013	5:40	0:10	35	52	39	22	99	4.6	316	15	0.0	0.0	0.0
Sunday, July 21, 2013	5:50	0:10	37	56	40	22	79	4.4	323	15	0.0	0.0	0.0
Sunday, July 21, 2013	6:00	0:10	32	48	36	22	79	4.2	327	15	0.0	0.0	0.0
Sunday, July 21, 2013	6:10	0:10	33	50	35	22	96	4.3	328	16	0.0	0.0	0.0
Sunday, July 21, 2013	6:20	0:10	42	60	46	21	85	4.1	335	16	0.0	0.0	0.0
Sunday, July 21, 2013	6:30	0:10	43	61	44	21	52	3.7	338	16	0.0	0.0	0.0
Sunday, July 21, 2013	6:40	0:10	37	51	40	22	69	4.1	333	16	0.0	0.0	0.0
Sunday, July 21, 2013	6:50	0:10	39	62	39	20	98	4.5	329	16	0.0	0.0	0.0
Sunday, July 21, 2013	7:00	0:10	44	62	45	23	91	4.4	313	17	0.0	0.0	0.0
Sunday, July 21, 2013	7:10	0:10	39	58	42	21	108	4.6	320	17	0.0	0.0	0.0
Sunday, July 21, 2013	7:20	0:10	43	58	48	22	134	4.8	324	17	0.0	0.0	0.0
Sunday, July 21, 2013	7:30	0:10	47	65	50	28	80	4.3	335	17	0.0	0.0	0.0
Sunday, July 21, 2013	7:40	0:10	39	54	43	28	57	4.1	333	17	0.0	0.0	0.0
Sunday, July 21, 2013	7:50	0:10	37	51	39	22	91	4.4	322	18	0.0	0.0	0.0
Sunday, July 21, 2013	8:00	0:10	32	52	31	22	76	4.2	329	18	0.0	0.0	0.0
Sunday, July 21, 2013	8:10	0:10	37	53	41	24	71	4.1	310	18	0.0	0.0	0.0
Sunday, July 21, 2013	8:20	0:10	42	58	47	27	86	4.3	298	18	0.0	0.0	0.0
Sunday, July 21, 2013	8:30	0:10	45	58	51	27	76	4.2	295	19	0.0	0.7	0.0
Sunday, July 21, 2013	8:40	0:10	43	58	49	27	5	3.1	294	19	0.0	0.0	0.0
Sunday, July 21, 2013	8:50	0:10	39	56	39	25	14	3.4	319	19	0.0	1.3	0.0
Sunday, July 21, 2013	9:00	0:10	49	71	40	25	8	3.2	315	19	0.0	0.0	0.0
Sunday, July 21, 2013	9:10	0:10	40	59	43	29	-3	3.0	303	19	0.0	0.0	0.0
Sunday, July 21, 2013	9:20	0:10	36	50	40	29	24	3.5	265	19	0.0	0.0	0.0
Sunday, July 21, 2013	9:30	0:10	36	53	40	27	19	3.3	272	19	0.0	0.0	0.0
Sunday, July 21, 2013	9:40	0:10	36	49	40	27	10	3.3	275	20	0.0	0.0	0.0
Sunday, July 21, 2013	9:50	0:10	36	53	39	26	16	3.1	302	20	0.0	0.0	0.0
Sunday, July 21, 2013	10:00	0:10	37	58	37	26	17	3.4	316	21	0.0	0.2	0.0
Sunday, July 21, 2013	10:10	0:10	34	50	36	26	12	3.4	307	20	0.0	0.0	0.0
Sunday, July 21, 2013	10:20	0:10	29	44	31	26	13	3.4	304	20	0.0	1.9	0.0
Sunday, July 21, 2013	10:30	0:10	37	49	41	30	7	3.0	305	20	0.0	0.0	0.0
Sunday, July 21, 2013	10:40	0:10	37	52	39	23	10	3.2	306	20	0.0	0.9	0.0
Sunday, July 21, 2013	10:50	0:10	34	55	31	22	49	4.0	301	20	0.0	0.7	0.0
Sunday, July 21, 2013	11:00	0:10	40	61	34	24	46	3.9	300	20	0.0	0.0	0.0
Sunday, July 21, 2013	11:10	0:10	41	63	43	27	31	3.6	294	20	0.0	1.7	0.0
Sunday, July 21, 2013	11:20	0:10	40	55	43	28	66	4.3	300	21	0.0	0.0	0.0
Sunday, July 21, 2013	11:30	0:10	36	54	36	30	61	3.9	301	21	0.0	0.4	0.0
Sunday, July 21, 2013	11:40	0:10	47	71	44	27	21	3.5	308	21	0.0	0.6	0.0
Sunday, July 21, 2013	11:50	0:10	38	55	42	26	6	3.4	305	21	0.0	0.7	0.0
Sunday, July 21, 2013	12:00	0:10	43	56	47	30	43	3.6	286	21	0.0	0.9	0.0
Sunday, July 21, 2013	12:10	0:10	62	83	48	27	63	4.0	305	21	0.0	0.2	0.0
Sunday, July 21, 2013	12:20	0:10	54	76	45	27	75	4.2	298	21	0.0	0.4	0.0
Sunday, July 21, 2013	12:30	0:10	37	52	39	28	53	3.9	292	21	0.2	2.8	0.0
Sunday, July 21, 2013	12:40	0:10	36	51	36	28	24	3.5	302	22	0.4	2.0	0.0
Sunday, July 21, 2013	12:50	0:10	34	50	35	27	9	3.5	314	21	0.2	2.4	0.0
Sunday, July 21, 2013	13:00	0:10	35	52	37	29	15	3.3	300	21	0.0	1.7	0.0
Sunday, July 21, 2013	13:10	0:10	38	53	39	29	121	4.6	294	21	0.4	2.2	0.0
Sunday, July 21, 2013	13:20	0:10	45	61	45	27	23	3.7	343	21	0.4	2.2	0.0
Sunday, July 21, 2013	13:30	0:10	41	60	45	28	38	3.5	339	21	0.4	1.9	0.0
Sunday, July 21, 2013	13:40	0:10	34	53	34	24	6	2.8	339	21	0.2	2.0	0.0
Sunday, July 21, 2013	13:50	0:10	36	49	41	27	52	4.1	323	21	0.0	2.0	0.0
Sunday, July 21, 2013	14:00	0:10	45	68	45	27	17	4.0	315	22	0.0	0.4	0.0
Sunday, July 21, 2013	14:10	0:10	42	60	47	28	-4	2.5	316	22	0.0	0.2	0.0
Sunday, July 21, 2013	14:20	0:10	36	58	36	25	-4	3.0	299	23	0.0	0.0	0.0
Sunday, July 21, 2013	14:30	0:10	42	60	43	27	-4	3.4	312	22	0.4	2.4	0.0
Sunday, July 21, 2013	14:40	0:10	37	50	39	25	-4	4.1	284	22	0.4	2.8	0.0
Sunday, July 21, 2013	14:50	0:10	40	54	44	27	-4	4.4	289	22	0.0	1.9	0.0
Sunday, July 21, 2013	15:00	0:10	39	57	40	28	72	4.5	330	22	0.2	2.2	0.0
Sunday, July 21, 2013	15:10	0:10	36	54	38	27	88	4.2	330	22	0.0	1.1	0.0
Sunday, July 21, 2013	15:20	0:10	44	63	42	31	91	4.2	318	21	0.2	2.2	0.0
Sunday, July 21, 2013	15:30												

Table A-7: Location 6 Summer Compliance Evaluation

Date	Time	Duration	Leq	Lmax	L(10)	L(90)	WT W6	WT W6	Onsite Met	Onsite Met	Loc. 6	Loc. 6	Loc. 6
	Start Time	(min)	(dBA)	(dBA)	(dBA)	(dBA)	Output (kW)	HH WS (m/s)	WD @ 75m (degrees)	Temp. (°C)	Avg. WS @ 2m (m/s)	Gust WS @ 2m (m/s)	Precip. (mm)
Sunday, July 21, 2013	15:50	0:10	36	51	38	29	143	4.8	304	22	0.0	0.9	0.0
Sunday, July 21, 2013	16:00	0:10	37	51	39	32	79	4.0	321	22	0.0	0.9	0.0
Sunday, July 21, 2013	16:10	0:10	38	59	38	30	45	3.8	329	22	0.6	3.7	0.0
Sunday, July 21, 2013	16:20	0:10	37	53	40	29	11	3.4	331	22	0.0	1.7	0.0
Sunday, July 21, 2013	16:30	0:10	37	57	41	27	11	3.2	337	22	0.0	3.3	0.0
Sunday, July 21, 2013	16:40	0:10	39	60	41	27	-8	2.5	330	23	0.0	0.0	0.0
Sunday, July 21, 2013	16:50	0:10	39	60	40	28	-5	1.8	326	23	0.0	0.0	0.0
Sunday, July 21, 2013	17:00	0:10	38	62	39	27	25	3.5	314	22	0.0	1.7	0.0
Sunday, July 21, 2013	17:10	0:10	36	51	39	29	31	3.6	328	22	0.0	0.0	0.0
Sunday, July 21, 2013	17:20	0:10	40	59	44	28	37	3.6	312	22	0.0	0.4	0.0
Sunday, July 21, 2013	17:30	0:10	46	68	44	28	7	3.2	329	22	0.0	0.0	0.0
Sunday, July 21, 2013	17:40	0:10	42	66	43	27	-2	2.5	322	22	0.0	0.0	0.0
Sunday, July 21, 2013	17:50	0:10	41	61	41	27	41	3.9	326	22	0.0	0.0	0.0
Sunday, July 21, 2013	18:00	0:10	34	50	36	27	40	3.8	308	22	0.0	0.0	0.0
Sunday, July 21, 2013	18:10	0:10	41	57	46	22	35	3.7	316	21	0.0	0.0	0.0
Sunday, July 21, 2013	18:20	0:10	44	66	36	20	-8	2.4	311	21	0.0	0.0	0.0
Sunday, July 21, 2013	18:30	0:10	32	50	33	22	-1	3.1	310	21	0.0	0.0	0.0
Sunday, July 21, 2013	18:40	0:10	43	65	41	26	28	3.3	326	21	0.0	0.6	0.0
Sunday, July 21, 2013	18:50	0:10	38	57	40	27	66	4.1	315	21	0.0	1.1	0.0
Sunday, July 21, 2013	19:00	0:10	34	49	36	26	78	4.2	320	21	0.0	0.2	0.0
Sunday, July 21, 2013	19:10	0:10	36	54	36	26	34	3.8	321	20	0.0	0.0	0.0
Sunday, July 21, 2013	19:20	0:10	32	50	32	20	34	3.7	314	20	0.0	0.0	0.0
Sunday, July 21, 2013	19:30	0:10	30	48	34	20	23	3.7	309	19	0.0	0.0	0.0
Sunday, July 21, 2013	19:40	0:10	34	49	37	22	22	3.6	319	19	0.0	0.0	0.0
Sunday, July 21, 2013	19:50	0:10	32	51	33	23	12	3.4	320	19	0.0	0.0	0.0
Sunday, July 21, 2013	20:00	0:10	36	60	36	26	11	3.4	320	19	0.0	0.0	0.0
Sunday, July 21, 2013	20:10	0:10	34	60	35	22	-4	3.0	323	18	0.0	0.0	0.0
Sunday, July 21, 2013	20:20	0:10	26	42	28	19	6	3.4	321	18	0.0	0.0	0.0
Sunday, July 21, 2013	20:30	0:10	31	52	29	18	3	3.3	321	18	0.0	0.0	0.0
Sunday, July 21, 2013	20:40	0:10	29	57	30	20	-6	3.1	321	17	0.0	0.0	0.0
Sunday, July 21, 2013	20:50	0:10	31	43	34	25	-8	2.9	321	17	0.0	0.0	0.0
Sunday, July 21, 2013	21:00	0:10	34	37	36	31	-9	3.0	321	18	0.0	0.0	0.0
Sunday, July 21, 2013	21:10	0:10	34	38	35	32	-3	3.2	321	17	0.0	0.0	0.0
Sunday, July 21, 2013	21:20	0:10	33	38	35	30	11	3.4	97	17	0.0	0.0	0.0
Sunday, July 21, 2013	21:30	0:10	34	52	34	30	6	3.3	102	17	0.0	0.0	0.0
Sunday, July 21, 2013	21:40	0:10	35	47	38	29	-5	1.6	88	17	0.0	0.0	0.0
Sunday, July 21, 2013	21:50	0:10	37	41	39	34	-5	1.4	132	17	0.0	0.0	0.0
Sunday, July 21, 2013	22:00	0:10	38	45	40	35	-4	0.5	132	17	0.0	0.0	0.0
Sunday, July 21, 2013	22:10	0:10	38	42	40	33	-6	0.4	132	17	0.0	0.0	0.0
Sunday, July 21, 2013	22:20	0:10	38	44	40	34	-5	1.1	133	17	0.0	0.0	0.0
Sunday, July 21, 2013	22:30	0:10	38	42	41	34	-4	1.3	153	17	0.0	0.0	0.0
Sunday, July 21, 2013	22:40	0:10	34	42	40	21	-1	2.5	153	17	0.0	0.0	0.0
Sunday, July 21, 2013	22:50	0:10	24	39	25	18	-1	2.1	146	17	0.0	0.0	0.0
Sunday, July 21, 2013	23:00	0:10	27	35	31	19	0	2.1	141	17	0.0	0.0	0.0
Sunday, July 21, 2013	23:10	0:10	28	46	31	19	0	2.2	136	17	0.0	0.0	0.0
Sunday, July 21, 2013	23:20	0:10	27	38	32	18	-1	1.8	123	17	0.0	0.0	0.0
Sunday, July 21, 2013	23:30	0:10	28	39	33	18	0	2.6	127	17	0.0	0.0	0.0
Sunday, July 21, 2013	23:40	0:10	24	34	27	19	-1	2.7	112	17	0.0	0.0	0.0
Sunday, July 21, 2013	23:50	0:10	37	45	43	19	-1	2.6	114	17	0.0	0.0	0.0
Monday, July 22, 2013	0:00	0:10	27	40	32	18	-1	2.6	106	17	0.0	0.0	0.0
Monday, July 22, 2013	0:10	0:10	31	37	33	26	-1	2.8	92	17	0.0	0.0	0.0
Monday, July 22, 2013	0:20	0:10	32	39	35	27	-1	1.9	91	17	0.0	0.0	0.0
Monday, July 22, 2013	0:30	0:10	31	37	33	26	0	2.1	98	16	0.0	0.0	0.0
Monday, July 22, 2013	0:40	0:10	32	38	35	28	-1	2.3	96	16	0.0	0.0	0.0
Monday, July 22, 2013	0:50	0:10	34	40	36	31	0	2.5	83	15	0.0	0.0	0.0
Monday, July 22, 2013	1:00	0:10	32	37	33	29	0	2.4	95	15	0.0	0.0	0.0
Monday, July 22, 2013	1:10	0:10	32	38	35	28	-1	2.4	87	15	0.0	0.0	0.0
Monday, July 22, 2013	1:20	0:10	30	42	33	20	-1	2.3	83	15	0.0	0.0	0.0
Monday, July 22, 2013	1:30	0:10	33	48	36	26	0	2.2	71	16	0.0	0.0	0.0
Monday, July 22, 2013	1:40	0:10	29	35	31	24	0	1.9	69	16	0.0	0.0	0.0
Monday, July 22, 2013	1:50	0:10	30	39	32	24	0	1.9	56	16	0.0	0.0	0.0
Monday, July 22, 2013	2:00	0:10	26	37	29	20	0	2.0	55	16	0.0	0.0	0.0
Monday, July 22, 2013	2:10	0:10	27	38	30	21	0	1.5	57	16	0.0	0.0	0.0
Monday, July 22, 2013	2:20	0:10	29	45	31	22	0	2.1	69	16	0.0	0.0	0.0
Monday, July 22, 2013	2:30	0:10	29	34	32	24	0	2.7	78	16	0.0	0.0	0.0
Monday, July 22, 2013	2:40	0:10	32	37	34	26	0	3.1	90	16	0.0	0.0	0.0
Monday, July 22, 2013	2:50	0:10	33	37	35	29	0	3.4	92	16	0.0	0.0	0.0
Monday, July 22, 2013	3:00	0:10	33	37	35	30	48	4.3	99	16	0.0	0.0	0.0
Monday, July 22, 2013	3:10	0:10	33	38	35	30	86	4.3	86	16	0.0	0.0	0.0
Monday, July 22, 2013	3:20	0:10	31	38	34	23	77	4.2	96	15	0.0	0.0	0.0
Monday, July 22, 2013	3:30	0:10	30	37	32	27	58	4.1	104	15	0.0	0.0	0.0
Monday, July 22, 2013	3:40	0:10	30	38	32	24	37	3.7	100	15	0.0	0.0	0.0
Monday, July 22, 2013	3:50	0:10	31	37	33	28	38	3.9	100	15	0.0	0.0	0.0
Monday, July 22, 2013	4:00	0:10	30	34	31	27	52	4.1	91	15	0.0	0.0	0.0
Monday, July 22, 2013	4:10	0:10	30	43	32	27	91	4.4	80	15	0.0	0.0	0.0
Monday, July 22, 2013	4:20	0:10	29	37	31	26	96	4.5	82	15	0.0	0.0	0.0
Monday, July 22, 2013	4:30	0:10	30	40	32	26	57	4.0	86	15	0.0	0.0	0.0
Monday, July 22, 2013	4:40	0:10	38	49	42	30	77	4.2	89	15	0.0	0.0	0.0
Monday, July 22, 2013	4:50	0:10	45	61	46	36	40	3.8	91	15	0.0	0.0	0.0
Monday, July 22, 2013	5:00	0:10	44	58	47	36	60	4.2	86	15	0.0	0.0	0.0
Monday, July 22, 2013	5:10	0:10	42	56	46	29	67	4.2	87	15	0.0	0.0	0.0
Monday, July 22, 2013	5:20	0:10	36	54	37	24	123	4.8	88	15	0.0	0.0	0.0
Monday, July 22, 2013	5:30	0:10	34	51	36	25	148	4.9	90	15	0.0	0.0	0.0
Monday, July 22, 2013	5:40	0:10	37	57	38	25	100	4.4	91	15	0.0	0.0	0.0
Monday, July 22, 2013	5:50	0:10	33	49	37	24	70	4.3	96	15	0.0	0.0	0.0
Monday, July 22, 2013	6:00	0:10	39	51	43	25	73	4.3	101	15	0.0	0.0	0.0
Monday, July 22, 2013	6:10	0:10	39	54	45	25	116	4.7	99	15	0.0	0.0	0.0
Monday, July 22, 2013	6:20	0:10	37	56	41	24	64	4.1	102	15	0.0	0.0	0.0
Monday, July 22, 2013	6:30	0:10	37	60	35	23	25	3.4	101	16	0.0	0.0	0.0
Monday, July 22, 2013	6:40	0:10	36	51	39	25	15	3.3	100	16	0.0	0.0	0.0
Monday, July 22, 2013	6:50	0:10	39	62	38	25	41	3.8	97	16	0.0	0.0	0.0
Monday, July 22, 2013	7:00	0:10	35	51	37	23	44	4.0	96	16	0.0	0.0	0.0
Monday, July 22, 2013	7:10	0:10	40	64	41	23	23	3.4	90	16	0.0	0.0	0.0
Monday, July 22, 2013	7:20	0:10	36	52	37	31	-4	2.9	86	16	0.0	0.0	0.0
Monday, July 22, 2013	7:30	0:10	37	53	38	31	34	3.5	88	16	0.0	0.0	0.0
Monday, July 22, 2013	7:40	0:10	36	51	39	32	127	4.7	87	16	0.0	0.0	0.0
Monday, July 22, 2013	7:50	0:10	38	58	41	32	94	4.2	86	15	0.0	0.0	0.0
Monday, July 22, 2013	8:00	0:10	40	57	42	33	5	3.3	90	15	0.0	0.0	0.0
Monday, July 22, 2013	8:10	0:10	42	60	45	33	82	4.0	87	15	0.0	0.0</	

Table A-7: Location 6 Summer Compliance Evaluation

Date	Time	Duration	Leq	Lmax	L(10)	L(90)	WT W6	WT W6	Onsite Met	Onsite Met	Loc. 6	Loc. 6	Loc. 6
	Start Time	(min)	(dBA)	(dBA)	(dBA)	(dBA)	Output (kW)	HH WS (m/s)	WD @ 75m (degrees)	Temp. (°C)	Avg. WS @ 2m (m/s)	Gust WS @ 2m (m/s)	Precip. (mm)
Monday, July 22, 2013	8:30	0:10	41	62	44	34	128	4.8	92	15	0.0	0.0	0.0
Monday, July 22, 2013	8:40	0:10	41	65	41	33	110	4.6	97	15	0.0	0.0	0.0
Monday, July 22, 2013	8:50	0:10	42	65	44	33	55	3.7	103	15	0.0	0.0	0.0
Monday, July 22, 2013	9:00	0:10	42	68	45	35	42	3.7	101	16	0.0	0.0	0.0
Monday, July 22, 2013	9:10	0:10	44	63	46	35	57	3.9	91	16	0.0	0.0	0.0
Monday, July 22, 2013	9:20	0:10	38	54	38	34	17	3.2	89	16	0.0	0.0	0.0
Monday, July 22, 2013	9:30	0:10	41	59	42	34	12	3.3	105	16	0.0	0.0	0.0
Monday, July 22, 2013	9:40	0:10	37	52	39	34	-7	2.8	118	16	0.0	0.0	0.0
Monday, July 22, 2013	9:50	0:10	40	57	44	34	-2	2.7	122	16	0.0	0.0	0.0
Monday, July 22, 2013	10:00	0:10	36	53	37	34	-4	2.6	131	16	0.0	0.4	0.0
Monday, July 22, 2013	10:10	0:10	40	67	38	34	-1	3.0	129	17	0.0	0.0	0.0
Monday, July 22, 2013	10:20	0:10	45	72	45	34	-3	2.9	126	18	0.0	0.0	0.0
Monday, July 22, 2013	10:30	0:10	36	52	37	34	-7	2.8	127	18	0.0	0.0	0.0
Monday, July 22, 2013	10:40	0:10	36	52	37	33	-6	2.9	130	18	0.0	0.0	0.0
Monday, July 22, 2013	10:50	0:10	42	65	38	33	53	3.9	130	18	0.0	0.0	0.0
Monday, July 22, 2013	11:00	0:10	40	65	38	33	111	4.7	123	18	0.0	0.0	0.0
Monday, July 22, 2013	11:10	0:10	40	60	41	34	81	4.3	124	18	0.0	0.0	0.0
Monday, July 22, 2013	11:20	0:10	39	53	42	35	47	3.8	128	18	0.0	0.0	0.0
Monday, July 22, 2013	11:30	0:10	37	49	40	33	43	3.7	136	18	0.0	0.0	0.0
Monday, July 22, 2013	11:40	0:10	42	64	44	35	65	4.2	137	18	0.0	0.0	0.0
Monday, July 22, 2013	11:50	0:10	42	65	43	36	192	5.4	140	17	0.0	0.0	0.0
Monday, July 22, 2013	12:00	0:10	40	48	42	36	170	5.3	140	17	0.0	0.0	0.0
Monday, July 22, 2013	12:10	0:10	38	56	41	35	152	5.1	138	17	0.0	0.0	0.0
Monday, July 22, 2013	12:20	0:10	44	66	45	34	216	5.6	141	17	0.0	0.7	0.0
Monday, July 22, 2013	12:30	0:10	48	77	48	34	201	5.4	143	17	0.0	0.0	0.0
Monday, July 22, 2013	12:40	0:10	39	56	40	32	162	5.3	142	17	0.0	0.0	0.0
Monday, July 22, 2013	12:50	0:10	38	64	39	33	99	4.5	146	17	0.0	1.3	0.0
Monday, July 22, 2013	13:00	0:10	40	61	40	33	80	4.2	134	17	0.0	0.0	0.0
Monday, July 22, 2013	13:10	0:10	36	52	37	32	37	3.5	123	18	0.0	0.0	0.0
Monday, July 22, 2013	13:20	0:10	37	53	39	34	-5	3.0	137	18	0.0	0.0	0.0
Monday, July 22, 2013	13:30	0:10	40	58	43	35	70	4.3	141	18	0.0	0.0	0.0
Monday, July 22, 2013	13:40	0:10	46	65	47	35	22	3.3	143	18	0.0	0.0	0.0
Monday, July 22, 2013	13:50	0:10	40	53	43	35	10	3.2	148	18	0.0	0.0	0.0
Monday, July 22, 2013	14:00	0:10	40	54	42	36	-3	4.2	154	18	0.0	0.0	0.0
Monday, July 22, 2013	14:10	0:10	40	53	42	37	-4	4.5	144	18	0.0	0.0	0.0
Monday, July 22, 2013	14:20	0:10	40	62	41	35	-4	4.5	144	18	0.0	0.0	0.0
Monday, July 22, 2013	14:30	0:10	36	44	38	35	-4	3.6	153	18	0.0	0.0	0.0
Monday, July 22, 2013	14:40	0:10	36	49	35	33	-4	3.5	152	18	0.0	0.0	0.0
Monday, July 22, 2013	14:50	0:10	36	49	38	34	-4	3.8	155	19	0.0	0.0	0.0
Monday, July 22, 2013	15:00	0:10	40	62	42	34	32	3.9	162	19	0.0	0.0	0.0
Monday, July 22, 2013	15:10	0:10	54	69	57	34	88	4.3	160	18	0.0	0.0	0.0
Monday, July 22, 2013	15:20	0:10	42	62	45	33	69	4.2	152	18	0.0	0.0	0.0
Monday, July 22, 2013	15:30	0:10	39	57	41	34	77	4.2	138	18	0.0	0.0	0.0
Monday, July 22, 2013	15:40	0:10	47	72	49	32	-2	2.8	138	19	0.0	0.0	0.0
Monday, July 22, 2013	15:50	0:10	38	58	38	31	-1	2.8	116	19	0.0	0.0	0.0
Monday, July 22, 2013	16:00	0:10	36	55	38	24	4	2.9	104	19	0.0	0.0	0.0
Monday, July 22, 2013	16:10	0:10	42	66	46	27	106	4.5	108	18	0.0	0.0	0.0
Monday, July 22, 2013	16:20	0:10	36	52	37	27	158	4.9	119	18	0.0	0.0	0.0
Monday, July 22, 2013	16:30	0:10	56	80	46	28	99	4.4	122	19	0.0	0.0	0.0
Monday, July 22, 2013	16:40	0:10	36	53	39	25	95	4.3	124	18	0.0	0.0	0.0
Monday, July 22, 2013	16:50	0:10	34	47	36	29	131	4.8	133	18	0.0	0.0	0.0
Monday, July 22, 2013	17:00	0:10	43	68	46	31	141	5.1	131	18	0.0	0.0	0.0
Monday, July 22, 2013	17:10	0:10	37	49	40	31	134	5.0	126	18	0.0	0.0	0.0
Monday, July 22, 2013	17:20	0:10	39	62	37	26	162	5.0	125	18	0.0	0.0	0.0
Monday, July 22, 2013	17:30	0:10	34	49	36	24	36	3.6	124	19	0.0	0.0	0.0
Monday, July 22, 2013	17:40	0:10	40	60	39	27	56	4.0	128	19	0.0	0.0	0.0
Monday, July 22, 2013	17:50	0:10	40	72	40	29	14	3.3	113	19	0.0	0.0	0.0
Monday, July 22, 2013	18:00	0:10	43	62	45	26	62	3.9	111	19	0.0	0.0	0.0
Monday, July 22, 2013	18:10	0:10	38	55	41	24	88	4.3	106	19	0.0	0.0	0.0
Monday, July 22, 2013	18:20	0:10	39	62	44	26	84	4.2	110	19	0.0	0.0	0.0
Monday, July 22, 2013	18:30	0:10	34	50	37	26	83	4.3	97	18	0.0	0.0	0.0
Monday, July 22, 2013	18:40	0:10	35	64	32	19	60	3.9	102	18	0.0	0.0	0.0
Monday, July 22, 2013	18:50	0:10	36	53	37	20	59	4.2	104	18	0.0	0.0	0.0
Monday, July 22, 2013	19:00	0:10	29	54	28	20	98	4.4	106	18	0.0	0.0	0.0
Monday, July 22, 2013	19:10	0:10	44	65	38	23	135	4.8	106	18	0.0	0.0	0.0
Monday, July 22, 2013	19:20	0:10	30	48	31	21	234	5.7	102	18	0.0	0.0	0.0
Monday, July 22, 2013	19:30	0:10	34	49	38	27	221	5.5	105	18	0.0	0.0	0.0
Monday, July 22, 2013	19:40	0:10	32	50	33	26	101	4.5	110	18	0.0	0.0	0.0
Monday, July 22, 2013	19:50	0:10	45	69	48	23	111	4.5	111	18	0.0	0.0	0.0
Monday, July 22, 2013	20:00	0:10	41	65	44	22	240	5.7	106	18	0.0	0.0	0.0
Monday, July 22, 2013	20:10	0:10	30	48	30	22	270	6.0	107	18	0.0	0.0	0.0
Monday, July 22, 2013	20:20	0:10	31	45	34	22	220	5.6	105	18	0.0	0.0	0.0
Monday, July 22, 2013	20:30	0:10	31	48	33	26	145	4.9	106	18	0.0	0.0	0.0
Monday, July 22, 2013	20:40	0:10	34	53	33	23	174	5.3	105	18	0.0	0.0	0.0
Monday, July 22, 2013	20:50	0:10	33	38	35	28	235	5.7	103	18	0.0	0.0	0.0
Monday, July 22, 2013	21:00	0:10	35	49	36	32	328	6.2	102	18	0.0	0.0	0.0
Monday, July 22, 2013	21:10	0:10	37	63	36	31	230	5.8	106	18	0.0	0.0	0.0
Monday, July 22, 2013	21:20	0:10	38	65	34	31	319	6.5	103	18	0.0	0.0	0.0
Monday, July 22, 2013	21:30	0:10	32	38	33	30	511	7.3	99	18	0.0	0.0	0.0
Monday, July 22, 2013	21:40	0:10	38	64	34	29	475	7.0	102	18	0.0	0.0	0.0
Monday, July 22, 2013	21:50	0:10	41	72	33	29	425	6.8	108	18	0.0	0.0	0.0
Monday, July 22, 2013	22:00	0:10	36	58	37	31	351	6.4	119	18	0.0	0.0	0.0
Monday, July 22, 2013	22:10	0:10	36	46	38	34	387	6.7	120	18	0.0	0.0	0.0
Monday, July 22, 2013	22:20	0:10	37	45	39	35	462	7.1	132	18	0.0	0.0	0.0
Monday, July 22, 2013	22:30	0:10	35	39	36	33	261	6.0	136	17	0.0	0.0	0.0
Monday, July 22, 2013	22:40	0:10	34	41	36	32	304	6.4	130	17	0.0	0.0	0.0
Monday, July 22, 2013	22:50	0:10	35	41	37	32	211	5.9	131	17	0.0	0.0	0.0
Monday, July 22, 2013	23:00	0:10	35	42	37	33	270	6.1	131	17	0.0	0.0	0.0
Monday, July 22, 2013	23:10	0:10	35	40	37	32	298	6.3	131	17	0.0	0.0	0.0
Monday, July 22, 2013	23:20	0:10	36	50	37	33	201	5.8	129	17	0.0	0.0	0.0
Monday, July 22, 2013	23:30	0:10	42	45	44	34	156	5.2	130	17	0.0	0.0	0.0
Monday, July 22, 2013	23:40	0:10	40	53	43	34	114	4.7	131	17	0.0	0.0	0.0
Monday, July 22, 2013	23:50	0:10	40	59	39	35	77	4.4	134	16	0.0	0.0	0.0
Tuesday, July 23, 2013	0:00	0:10	35	43	38	31	123	5.0	127	16	0.0	0.0	0.0
Tuesday, July 23, 2013	0:10	0:10	33	39	35	31	65	4.3	127	16	0.0	0.0	0.0
Tuesday, July 23, 2013	0:20	0:10	33	39	34	30	18	3.6	122	16	0.0	0.0	0.0
Tuesday, July 23, 2013	0:30	0:10	37	53	37	33	41	3.9	123	16	0.0	0.0	0.0
Tuesday, July 23, 2013	0:40	0:10	33	40	36	29	15	3.3	119				

Table A-7: Location 6 Summer Compliance Evaluation

Date	Time	Duration	Leq	Lmax	L(10)	L(90)	WT W6	WT W6	Onsite Met	Onsite Met	Loc. 6	Loc. 6	Loc. 6
	Start Time	(min)	(dBA)	(dBA)	(dBA)	(dBA)	Output (kW)	HH WS (m/s)	WD @ 75m (degrees)	Temp. (°C)	Avg. WS @ 2m (m/s)	Gust WS @ 2m (m/s)	Precip. (mm)
Tuesday, July 23, 2013	1:10	0:10	36	53	37	31	44	3.9	103	16	0.0	0.0	0.0
Tuesday, July 23, 2013	1:20	0:10	38	53	38	33	65	4.1	110	15	0.0	0.0	0.0
Tuesday, July 23, 2013	1:30	0:10	39	46	42	36	55	4.1	109	15	0.0	0.0	0.0
Tuesday, July 23, 2013	1:40	0:10	35	42	37	33	77	4.3	104	15	0.0	0.0	0.0
Tuesday, July 23, 2013	1:50	0:10	34	42	36	32	56	4.4	100	15	0.0	0.0	0.0
Tuesday, July 23, 2013	2:00	0:10	31	40	34	28	-4	4.8	99	15	0.0	0.0	0.0
Tuesday, July 23, 2013	2:10	0:10	34	52	35	31	-4	5.5	93	15	0.0	0.0	0.0
Tuesday, July 23, 2013	2:20	0:10	36	44	38	33	-4	5.3	91	15	0.0	0.0	0.0
Tuesday, July 23, 2013	2:30	0:10	38	49	40	35	-4	4.2	98	15	0.0	0.0	0.0
Tuesday, July 23, 2013	2:40	0:10	38	46	41	35	-4	3.9	100	15	0.0	0.0	0.3
Tuesday, July 23, 2013	2:50	0:10	43	52	44	40	-2	4.9	97	15	0.0	0.0	0.0
Tuesday, July 23, 2013	3:00	0:10	46	52	47	40	121	5.3	94	15	0.0	0.0	0.0
Tuesday, July 23, 2013	3:10	0:10	47	52	49	45	243	6.0	89	15	0.0	0.0	0.3
Tuesday, July 23, 2013	3:20	0:10	48	56	49	45	255	6.0	86	15	0.0	0.0	0.3
Tuesday, July 23, 2013	3:30	0:10	46	50	48	44	233	5.7	81	14	0.0	0.0	0.0
Tuesday, July 23, 2013	3:40	0:10	47	53	50	45	162	5.2	75	14	0.0	0.0	0.3
Tuesday, July 23, 2013	3:50	0:10	52	68	51	49	257	5.9	76	14	0.0	0.0	0.3
Tuesday, July 23, 2013	4:00	0:10	49	52	50	48	413	6.9	76	15	0.0	0.0	0.3
Tuesday, July 23, 2013	4:10	0:10	50	56	51	49	421	7.0	75	15	0.0	0.0	0.3
Tuesday, July 23, 2013	4:20	0:10	51	55	54	49	601	7.7	74	15	0.0	0.0	0.5
Tuesday, July 23, 2013	4:30	0:10	52	55	53	51	566	7.4	73	15	0.0	0.0	0.3
Tuesday, July 23, 2013	4:40	0:10	51	57	52	50	479	7.1	75	15	0.0	0.0	0.5
Tuesday, July 23, 2013	4:50	0:10	50	54	52	47	358	6.6	74	15	0.0	0.0	0.3
Tuesday, July 23, 2013	5:00	0:10	46	55	48	44	237	5.9	76	15	0.0	0.0	0.0
Tuesday, July 23, 2013	5:10	0:10	53	65	53	45	254	5.9	80	15	0.0	0.0	0.0
Tuesday, July 23, 2013	5:20	0:10	48	60	49	47	227	5.6	85	15	0.0	0.0	0.3
Tuesday, July 23, 2013	5:30	0:10	49	56	51	47	110	4.8	85	15	0.0	0.0	0.3
Tuesday, July 23, 2013	5:40	0:10	51	55	53	50	89	4.6	81	15	0.0	0.0	0.5
Tuesday, July 23, 2013	5:50	0:10	51	56	52	50	182	5.4	81	15	0.0	0.0	0.3
Tuesday, July 23, 2013	6:00	0:10	51	54	52	50	216	5.6	80	15	0.0	0.0	0.3
Tuesday, July 23, 2013	6:10	0:10	57	59	58	55	246	5.8	77	15	0.0	0.0	1.3
Tuesday, July 23, 2013	6:20	0:10	56	63	58	53	245	5.7	74	15	0.0	0.0	0.8
Tuesday, July 23, 2013	6:30	0:10	51	54	52	50	154	5.1	73	15	0.0	0.0	0.5
Tuesday, July 23, 2013	6:40	0:10	52	55	54	51	145	5.0	79	15	0.0	0.0	0.5
Tuesday, July 23, 2013	6:50	0:10	54	57	56	52	52	4.1	78	15	0.0	0.0	0.8
Tuesday, July 23, 2013	7:00	0:10	50	54	52	48	248	5.9	77	15	0.0	0.0	0.3
Tuesday, July 23, 2013	7:10	0:10	51	63	51	49	302	6.2	83	15	0.0	0.6	0.3
Tuesday, July 23, 2013	7:20	0:10	51	54	53	50	246	5.9	86	15	0.0	0.0	0.5
Tuesday, July 23, 2013	7:30	0:10	55	59	56	54	312	6.3	82	15	0.0	0.0	0.8
Tuesday, July 23, 2013	7:40	0:10	55	60	57	54	173	5.2	85	15	0.0	0.0	0.8
Tuesday, July 23, 2013	7:50	0:10	61	66	63	59	188	5.3	85	15	0.0	0.0	3.0
Tuesday, July 23, 2013	8:00	0:10	63	67	66	57	99	4.5	82	15	0.0	0.0	4.3
Tuesday, July 23, 2013	8:10	0:10	58	62	60	56	348	6.2	84	14	0.0	0.0	1.8
Tuesday, July 23, 2013	8:20	0:10	57	61	59	55	109	4.5	86	14	0.0	0.0	1.0
Tuesday, July 23, 2013	8:30	0:10	57	61	59	55	18	3.3	85	14	0.0	0.0	1.5
Tuesday, July 23, 2013	8:40	0:10	57	61	59	54	56	3.9	76	14	0.0	0.7	1.0
Tuesday, July 23, 2013	8:50	0:10	55	59	56	53	159	5.2	76	14	0.0	0.0	0.8
Tuesday, July 23, 2013	9:00	0:10	56	64	57	51	22	2.4	83	15	0.0	0.0	1.0
Tuesday, July 23, 2013	9:10	0:10	53	59	55	50	18	3.1	84	15	0.0	1.9	0.5
Tuesday, July 23, 2013	9:20	0:10	53	61	56	48	455	6.3	90	15	0.0	2.6	0.5
Tuesday, July 23, 2013	9:30	0:10	48	69	49	43	15	3.5	94	15	0.0	0.0	0.0
Tuesday, July 23, 2013	9:40	0:10	45	60	47	38	107	4.6	87	15	0.0	0.0	0.0
Tuesday, July 23, 2013	9:50	0:10	47	63	48	38	110	4.7	83	15	0.0	0.0	0.3
Tuesday, July 23, 2013	10:00	0:10	48	64	51	44	135	4.9	100	15	0.0	0.0	0.0
Tuesday, July 23, 2013	10:10	0:10	58	63	60	53	175	5.2	93	15	0.0	0.0	2.3
Tuesday, July 23, 2013	10:20	0:10	53	60	55	50	122	4.8	91	15	0.0	0.0	0.5
Tuesday, July 23, 2013	10:30	0:10	54	65	56	50	14	3.3	84	16	0.0	0.0	0.8
Tuesday, July 23, 2013	10:40	0:10	49	58	51	46	-7	3.1	85	16	0.0	0.0	0.3
Tuesday, July 23, 2013	10:50	0:10	50	70	51	44	24	3.5	83	16	0.0	0.0	0.3
Tuesday, July 23, 2013	11:00	0:10	49	56	51	45	145	5.1	82	16	0.0	0.0	0.3
Tuesday, July 23, 2013	11:10	0:10	45	56	47	41	133	4.9	85	16	0.0	0.0	0.0
Tuesday, July 23, 2013	11:20	0:10	53	79	56	39	147	5.0	90	16	0.0	0.0	0.0
Tuesday, July 23, 2013	11:30	0:10	54	73	57	36	176	5.3	88	16	0.0	0.0	0.0
Tuesday, July 23, 2013	11:40	0:10	38	53	40	36	163	5.1	86	16	0.0	0.0	0.0
Tuesday, July 23, 2013	11:50	0:10	41	61	40	35	95	4.5	85	16	0.0	0.0	0.0
Tuesday, July 23, 2013	12:00	0:10	39	56	39	35	27	3.6	85	16	0.0	0.0	0.0
Tuesday, July 23, 2013	12:10	0:10	40	54	42	36	23	3.5	83	16	0.0	0.0	0.0
Tuesday, July 23, 2013	12:20	0:10	52	58	56	37	8	3.2	86	16	0.0	0.0	0.5
Tuesday, July 23, 2013	12:30	0:10	51	74	53	43	-1	3.1	74	16	0.0	0.0	0.3
Tuesday, July 23, 2013	12:40	0:10	44	65	45	38	-13	2.8	82	16	0.0	0.0	0.0
Tuesday, July 23, 2013	12:50	0:10	47	55	50	40	9	3.1	75	16	0.0	0.0	0.3
Tuesday, July 23, 2013	13:00	0:10	56	60	57	52	1	3.2	76	16	0.0	0.0	1.0
Tuesday, July 23, 2013	13:10	0:10	46	55	49	42	48	3.9	80	16	0.0	0.0	0.3
Tuesday, July 23, 2013	13:20	0:10	42	57	43	38	74	4.4	82	16	0.0	0.0	0.0
Tuesday, July 23, 2013	13:30	0:10	39	50	41	36	48	3.9	80	16	0.0	0.0	0.0
Tuesday, July 23, 2013	13:40	0:10	39	55	40	35	-4	2.6	76	16	0.0	0.0	0.0
Tuesday, July 23, 2013	13:50	0:10	44	53	46	38	-10	1.1	82	16	0.0	0.0	0.0
Tuesday, July 23, 2013	14:00	0:10	43	58	44	41	-4	0.8	239	17	0.0	0.0	0.3
Tuesday, July 23, 2013	14:10	0:10	44	57	45	41	-4	0.6	239	17	0.0	0.0	0.0
Tuesday, July 23, 2013	14:20	0:10	42	54	43	40	-4	1.7	258	17	0.0	0.0	0.0
Tuesday, July 23, 2013	14:30	0:10	41	52	41	38	-4	1.2	258	17	0.0	0.0	0.0
Tuesday, July 23, 2013	14:40	0:10	39	56	40	33	-3	1.1	258	17	0.0	0.0	0.0
Tuesday, July 23, 2013	14:50	0:10	37	54	39	32	0	1.3	267	17	0.0	0.0	0.0
Tuesday, July 23, 2013	15:00	0:10	40	62	39	31	-1	1.6	296	18	0.0	0.0	0.0
Tuesday, July 23, 2013	15:10	0:10	40	53	44	31	0	2.0	311	18	0.0	0.0	0.0
Tuesday, July 23, 2013	15:20	0:10	34	53	37	30	0	2.4	304	18	0.0	0.0	0.0
Tuesday, July 23, 2013	15:30	0:10	41	63	41	29	0	2.7	288	18	0.0	0.0	0.0
Tuesday, July 23, 2013	15:40	0:10	41	59	48	26	-1	2.9	294	18	0.0	0.0	0.0
Tuesday, July 23, 2013	15:50	0:10	43	61	50	27	-2	3.0	303	18	0.0	0.0	0.0
Tuesday, July 23, 2013	16:00	0:10	40	61	38	26	0	3.2	293	18	0.0	0.0	0.0
Tuesday, July 23, 2013	16:10	0:10	36	55	37	29	70	4.4	310	18	0.0	0.0	0.0
Tuesday, July 23, 2013	16:20	0:10	38	58	39	31	109	4.9	305	18	0.0	0.0	0.0
Tuesday, July 23, 2013	16:30	0:10	35	53	38	30	201	5.4	304	18	0.0	0.0	0.0
Tuesday, July 23, 2013	16:40	0:10	46	70	50	32	195	5.5	302	18	0.0	0.2	0.0
Tuesday, July 23, 2013	16:50	0:10	39	53	41	31	138	4.8	305	18	0.0	0.0	0.0
Tuesday, July 23, 2013	17:00	0:10	39	53	43	31	153	5.0	313	19	0.0	0.6	0.0
Tuesday, July 23, 2013	17:10	0:10	48	62	53	39	430	7.0	308	19	0.2	2.0	0.0
Tuesday, July 23, 2013	17:20	0:10	45	62	49	36	310	6.0	311	19	0.0	1.1	0.0
Tuesday, July 23, 2013	17:30	0:10	49	59	52	44	198						

Table A-7: Location 6 Summer Compliance Evaluation

Date	Time	Duration	Leq	Lmax	L(10)	L(90)	WT W6	WT W6	Onsite Met	Onsite Met	Loc. 6	Loc. 6	Loc. 6
	Start Time	(min)	(dBA)	(dBA)	(dBA)	(dBA)	Output (kW)	HH WS (m/s)	WD @ 75m (degrees)	Temp. (°C)	Avg. WS @ 2m (m/s)	Gust WS @ 2m (m/s)	Precip. (mm)
Tuesday, July 23, 2013	17:50	0:10	46	64	50	31	404	6.6	313	20	0.0	0.2	0.0
Tuesday, July 23, 2013	18:00	0:10	43	64	47	34	394	6.4	319	19	0.0	0.6	0.0
Tuesday, July 23, 2013	18:10	0:10	37	47	39	35	149	4.8	322	19	0.0	0.0	0.0
Tuesday, July 23, 2013	18:20	0:10	39	57	40	34	88	4.3	320	19	0.0	0.0	0.0
Tuesday, July 23, 2013	18:30	0:10	37	51	39	34	125	4.6	319	19	0.0	0.0	0.0
Tuesday, July 23, 2013	18:40	0:10	42	63	46	32	263	5.9	309	19	0.0	0.2	0.0
Tuesday, July 23, 2013	18:50	0:10	37	57	39	31	162	4.9	312	19	0.0	0.6	0.0
Tuesday, July 23, 2013	19:00	0:10	44	65	46	32	79	4.2	315	19	0.0	0.2	0.0
Tuesday, July 23, 2013	19:10	0:10	45	71	43	32	128	4.8	310	19	0.0	0.0	0.0
Tuesday, July 23, 2013	19:20	0:10	42	60	48	33	201	5.4	308	19	0.0	0.0	0.0
Tuesday, July 23, 2013	19:30	0:10	37	56	40	27	129	4.9	299	19	0.0	0.0	0.0
Tuesday, July 23, 2013	19:40	0:10	36	56	39	26	110	4.6	301	18	0.0	0.0	0.0
Tuesday, July 23, 2013	19:50	0:10	44	70	47	27	118	4.6	297	18	0.0	0.0	0.0
Tuesday, July 23, 2013	20:00	0:10	44	63	47	28	112	4.7	298	18	0.0	0.0	0.0
Tuesday, July 23, 2013	20:10	0:10	39	61	42	30	76	4.5	301	18	0.0	0.0	0.0
Tuesday, July 23, 2013	20:20	0:10	39	63	40	27	33	3.8	297	18	0.0	0.0	0.0
Tuesday, July 23, 2013	20:30	0:10	34	53	32	26	-6	2.7	287	17	0.0	0.0	0.0
Tuesday, July 23, 2013	20:40	0:10	30	44	32	27	10	3.4	286	17	0.0	0.0	0.0
Tuesday, July 23, 2013	20:50	0:10	41	60	45	28	43	4.0	286	17	0.0	0.0	0.0
Tuesday, July 23, 2013	21:00	0:10	42	64	41	29	59	4.2	273	17	0.0	0.0	0.0
Tuesday, July 23, 2013	21:10	0:10	38	53	41	29	45	3.9	261	17	0.0	0.0	0.0
Tuesday, July 23, 2013	21:20	0:10	43	64	43	29	67	4.2	262	17	0.0	0.0	0.0
Tuesday, July 23, 2013	21:30	0:10	33	47	36	28	23	3.5	270	17	0.0	0.0	0.0
Tuesday, July 23, 2013	21:40	0:10	33	40	37	27	13	3.3	275	17	0.0	0.0	0.0
Tuesday, July 23, 2013	21:50	0:10	34	55	31	27	11	3.3	272	17	0.0	0.0	0.0
Tuesday, July 23, 2013	22:00	0:10	29	36	30	28	26	3.7	271	17	0.0	0.0	0.0
Tuesday, July 23, 2013	22:10	0:10	28	41	29	26	22	3.6	246	17	0.0	0.0	0.0
Tuesday, July 23, 2013	22:20	0:10	33	51	32	25	5	3.2	249	17	0.0	0.0	0.0
Tuesday, July 23, 2013	22:30	0:10	30	37	33	26	78	4.4	250	17	0.0	0.0	0.0
Tuesday, July 23, 2013	22:40	0:10	31	37	33	27	112	4.6	247	17	0.0	0.0	0.0
Tuesday, July 23, 2013	22:50	0:10	31	36	33	28	94	4.5	239	17	0.0	0.0	0.0
Tuesday, July 23, 2013	23:00	0:10	32	36	33	29	73	4.2	222	17	0.0	0.0	0.0
Tuesday, July 23, 2013	23:10	0:10	32	36	34	28	71	4.3	213	17	0.0	0.0	0.0
Tuesday, July 23, 2013	23:20	0:10	31	40	33	27	37	3.7	206	18	0.0	0.0	0.0
Tuesday, July 23, 2013	23:30	0:10	34	54	33	27	14	3.4	219	18	0.0	0.0	0.0
Tuesday, July 23, 2013	23:40	0:10	27	37	29	24	36	3.8	224	18	0.0	0.0	0.0
Tuesday, July 23, 2013	23:50	0:10	31	37	34	26	137	4.9	223	18	0.0	0.0	0.0
Wednesday, July 24, 2013	0:00	0:10	30	38	34	26	160	5.2	228	18	0.0	0.0	0.0
Wednesday, July 24, 2013	0:10	0:10	31	44	33	28	181	5.3	227	18	0.0	0.0	0.0
Wednesday, July 24, 2013	0:20	0:10	29	36	31	26	230	5.7	244	18	0.0	0.0	0.0
Wednesday, July 24, 2013	0:30	0:10	37	56	36	28	211	5.4	251	18	0.0	0.0	0.0
Wednesday, July 24, 2013	0:40	0:10	28	36	31	25	139	4.8	247	17	0.0	0.0	0.0
Wednesday, July 24, 2013	0:50	0:10	35	57	31	27	114	4.7	251	17	0.0	0.0	0.0
Wednesday, July 24, 2013	1:00	0:10	28	48	30	26	108	4.6	244	17	0.0	0.0	0.0
Wednesday, July 24, 2013	1:10	0:10	26	36	27	25	91	4.5	246	17	0.0	0.0	0.0
Wednesday, July 24, 2013	1:20	0:10	26	38	27	26	56	4.1	252	17	0.0	0.0	0.0
Wednesday, July 24, 2013	1:30	0:10	26	34	27	25	59	4.0	253	17	0.0	0.0	0.0
Wednesday, July 24, 2013	1:40	0:10	25	33	26	25	115	4.8	251	17	0.0	0.0	0.0
Wednesday, July 24, 2013	1:50	0:10	25	32	25	24	84	5.5	246	17	0.0	0.0	0.0
Wednesday, July 24, 2013	2:00	0:10	38	45	43	24	-4	6.9	249	17	0.0	0.0	0.0
Wednesday, July 24, 2013	2:10	0:10	26	35	26	25	-4	7.3	248	17	0.0	0.0	0.0
Wednesday, July 24, 2013	2:20	0:10	26	32	27	25	-4	7.3	248	17	0.0	0.0	0.0
Wednesday, July 24, 2013	2:30	0:10	33	52	34	26	-4	7.9	251	17	0.0	0.0	0.0
Wednesday, July 24, 2013	2:40	0:10	27	33	28	25	-4	7.9	255	17	0.0	0.0	0.0
Wednesday, July 24, 2013	2:50	0:10	28	38	29	28	-3	8.2	257	18	0.0	0.0	0.0
Wednesday, July 24, 2013	3:00	0:10	30	36	31	29	701	8.6	258	18	0.0	0.0	0.0
Wednesday, July 24, 2013	3:10	0:10	29	39	30	27	703	8.1	256	18	0.0	0.0	0.0
Wednesday, July 24, 2013	3:20	0:10	26	34	28	25	593	7.7	260	17	0.0	0.0	0.0
Wednesday, July 24, 2013	3:30	0:10	25	36	26	23	710	8.0	259	17	0.0	0.0	0.0
Wednesday, July 24, 2013	3:40	0:10	28	37	28	27	691	7.9	260	17	0.0	0.0	0.0
Wednesday, July 24, 2013	3:50	0:10	25	36	25	24	611	7.7	261	17	0.0	0.0	0.0
Wednesday, July 24, 2013	4:00	0:10	25	34	25	24	620	7.8	264	17	0.0	0.0	0.0
Wednesday, July 24, 2013	4:10	0:10	24	38	25	23	516	7.4	265	17	0.0	0.0	0.0
Wednesday, July 24, 2013	4:20	0:10	24	34	26	23	348	6.4	259	17	0.0	0.0	0.0
Wednesday, July 24, 2013	4:30	0:10	28	37	28	27	321	6.3	255	17	0.0	0.0	0.0
Wednesday, July 24, 2013	4:40	0:10	38	52	41	28	367	6.5	263	17	0.0	0.0	0.0
Wednesday, July 24, 2013	4:50	0:10	44	54	49	34	370	6.6	275	17	0.0	0.0	0.0
Wednesday, July 24, 2013	5:00	0:10	45	57	49	33	396	6.7	274	17	0.0	0.0	0.0
Wednesday, July 24, 2013	5:10	0:10	68	88	47	29	213	5.5	275	17	0.0	0.0	0.0
Wednesday, July 24, 2013	5:20	0:10	37	52	41	27	285	6.2	270	17	0.0	0.0	0.0
Wednesday, July 24, 2013	5:30	0:10	37	53	40	26	267	5.8	271	17	0.0	0.0	0.0
Wednesday, July 24, 2013	5:40	0:10	35	48	38	26	88	4.4	271	17	0.0	0.0	0.0
Wednesday, July 24, 2013	5:50	0:10	35	48	39	25	85	4.7	270	17	0.0	0.0	0.0
Wednesday, July 24, 2013	6:00	0:10	36	54	39	26	86	4.4	271	17	0.0	0.0	0.0
Wednesday, July 24, 2013	6:10	0:10	35	53	39	25	101	4.5	269	17	0.0	0.0	0.0
Wednesday, July 24, 2013	6:20	0:10	34	45	38	25	120	4.9	266	18	0.0	0.0	0.0
Wednesday, July 24, 2013	6:30	0:10	38	54	41	26	136	5.1	271	18	0.0	0.0	0.0
Wednesday, July 24, 2013	6:40	0:10	44	65	39	26	297	6.2	273	18	0.0	0.0	0.0
Wednesday, July 24, 2013	6:50	0:10	37	56	38	29	260	5.8	275	18	0.0	0.0	0.0
Wednesday, July 24, 2013	7:00	0:10	49	70	47	29	126	4.9	275	18	0.0	0.0	0.0
Wednesday, July 24, 2013	7:10	0:10	36	55	39	29	185	5.5	271	18	0.0	0.0	0.0
Wednesday, July 24, 2013	7:20	0:10	36	55	36	29	205	5.5	262	18	0.0	0.0	0.0
Wednesday, July 24, 2013	7:30	0:10	41	58	42	27	271	6.1	265	18	0.0	0.0	0.0
Wednesday, July 24, 2013	7:40	0:10	41	66	41	27	486	7.2	263	18	0.0	0.0	0.0
Wednesday, July 24, 2013	7:50	0:10	39	59	40	28	231	5.7	261	18	0.0	0.0	0.0
Wednesday, July 24, 2013	8:00	0:10	42	67	41	33	224	5.7	263	18	0.0	0.0	0.0
Wednesday, July 24, 2013	8:10	0:10	36	48	39	33	319	6.2	265	18	0.0	0.2	0.0
Wednesday, July 24, 2013	8:20	0:10	43	63	45	34	292	6.2	267	18	0.0	2.2	0.0
Wednesday, July 24, 2013	8:30	0:10	39	56	41	34	282	6.1	274	19	0.0	2.0	0.0
Wednesday, July 24, 2013	8:40	0:10	38	52	40	33	363	6.8	271	19	0.0	0.2	0.0
Wednesday, July 24, 2013	8:50	0:10	45	64	45	34	432	6.9	272	18	0.0	0.7	0.0
Wednesday, July 24, 2013	9:00	0:10	42	62	46	34	459	7.0	276	18	0.0	1.5	0.0
Wednesday, July 24, 2013	9:10	0:10	47	68	44	35	243	5.7	281	18	0.0	1.9	0.0
Wednesday, July 24, 2013	9:20	0:10	41	57	44	36	161	5.2	300	19	0.0	3.0	0.0
Wednesday, July 24, 2013	9:30	0:10	43	58	47	37	317	6.3	289	20	0.6	4.1	0.0
Wednesday, July 24, 2013	9:40	0:10	42	54	44	39	660	7.9	293	20	0.6	3.9	0.0
Wednesday, July 24, 2013	9:50	0:10	47	66	48	37	1228	10.0	289	20	0.6	4.3	0.0
Wednesday, July 24, 2013	10:00	0:10	61	86	49	38	1004	8.9	289	19	0.		

Table A-7: Location 6 Summer Compliance Evaluation

Date	Time	Duration	Leq	Lmax	L(10)	L(90)	WT W6	WT W6	Onsite Met	Onsite Met	Loc. 6	Loc. 6	Loc. 6
	Start Time	(min)	(dBA)	(dBA)	(dBA)	(dBA)	Output (kW)	HH WS (m/s)	WD @ 75m (degrees)	Temp. (°C)	Avg. WS @ 2m (m/s)	Gust WS @ 2m (m/s)	Precip. (mm)
Wednesday, July 24, 2013	10:30	0:10	42	57	46	37	1050	9.2	272	19	0.7	4.8	0.0
Wednesday, July 24, 2013	10:40	0:10	43	52	46	37	717	8.3	278	19	0.6	3.3	0.0
Wednesday, July 24, 2013	10:50	0:10	43	65	46	37	1566	10.7	276	19	0.7	3.9	0.0
Wednesday, July 24, 2013	11:00	0:10	44	71	47	37	924	8.9	308	19	0.4	2.4	0.0
Wednesday, July 24, 2013	11:10	0:10	43	54	46	38	1553	10.8	312	18	0.7	4.6	0.0
Wednesday, July 24, 2013	11:20	0:10	47	64	50	39	1506	10.6	304	18	0.2	3.2	0.0
Wednesday, July 24, 2013	11:30	0:10	47	58	50	42	1758	11.5	305	17	0.9	5.2	0.0
Wednesday, July 24, 2013	11:40	0:10	49	60	52	44	1836	11.6	307	17	1.1	5.2	0.0
Wednesday, July 24, 2013	11:50	0:10	48	59	50	43	1699	11.4	303	17	0.9	5.6	0.0
Wednesday, July 24, 2013	12:00	0:10	47	56	49	43	1122	9.4	306	17	1.1	5.2	0.0
Wednesday, July 24, 2013	12:10	0:10	47	59	49	41	674	7.7	311	16	1.1	4.3	0.0
Wednesday, July 24, 2013	12:20	0:10	46	62	49	41	608	7.4	321	16	0.9	4.8	0.0
Wednesday, July 24, 2013	12:30	0:10	41	55	44	37	605	7.7	317	16	0.4	3.2	0.0
Wednesday, July 24, 2013	12:40	0:10	36	48	39	32	562	7.3	319	16	0.0	0.7	0.0
Wednesday, July 24, 2013	12:50	0:10	41	52	44	34	503	7.2	318	17	0.4	3.5	0.0
Wednesday, July 24, 2013	13:00	0:10	43	53	47	37	701	8.0	324	18	0.7	5.0	0.0
Wednesday, July 24, 2013	13:10	0:10	38	57	39	33	708	7.9	321	17	0.0	1.9	0.0
Wednesday, July 24, 2013	13:20	0:10	38	58	39	31	654	7.8	323	17	0.0	2.2	0.0
Wednesday, July 24, 2013	13:30	0:10	43	57	46	37	1121	9.1	318	18	0.4	3.7	0.0
Wednesday, July 24, 2013	13:40	0:10	42	58	44	37	1021	8.8	309	19	0.0	2.4	0.0
Wednesday, July 24, 2013	13:50	0:10	45	57	46	41	929	9.1	320	19	0.0	1.5	0.0
Wednesday, July 24, 2013	14:00	0:10	44	57	47	39	-4	9.6	321	19	0.0	1.7	0.0
Wednesday, July 24, 2013	14:10	0:10	43	59	48	36	-4	8.7	325	19	0.6	4.8	0.0
Wednesday, July 24, 2013	14:20	0:10	48	60	51	41	-4	8.2	327	19	1.7	5.7	0.0
Wednesday, July 24, 2013	14:30	0:10	46	57	48	42	-4	9.7	328	19	1.5	5.0	0.0
Wednesday, July 24, 2013	14:40	0:10	46	62	49	43	-4	9.8	328	19	0.7	4.8	0.0
Wednesday, July 24, 2013	14:50	0:10	45	55	48	40	-4	9.9	329	18	0.7	3.9	0.0
Wednesday, July 24, 2013	15:00	0:10	46	65	47	41	840	9.2	331	19	1.5	5.0	0.0
Wednesday, July 24, 2013	15:10	0:10	46	55	49	40	1748	11.4	330	18	1.1	5.0	0.0
Wednesday, July 24, 2013	15:20	0:10	47	61	49	41	1597	10.7	327	18	0.4	5.2	0.0
Wednesday, July 24, 2013	15:30	0:10	48	65	51	39	1395	10.3	321	18	0.9	4.8	0.0
Wednesday, July 24, 2013	15:40	0:10	47	56	50	42	1485	10.2	321	19	2.0	5.0	0.0
Wednesday, July 24, 2013	15:50	0:10	48	55	51	42	1444	10.1	324	19	1.5	6.3	0.0
Wednesday, July 24, 2013	16:00	0:10	51	61	54	44	1607	10.8	325	19	1.9	6.5	0.0
Wednesday, July 24, 2013	16:10	0:10	49	65	52	45	1563	10.3	317	18	1.7	4.8	0.0
Wednesday, July 24, 2013	16:20	0:10	45	55	48	41	1375	9.9	326	18	0.6	3.7	0.0
Wednesday, July 24, 2013	16:30	0:10	46	57	48	41	1816	11.7	327	18	0.7	4.1	0.0
Wednesday, July 24, 2013	16:40	0:10	44	57	47	39	1373	10.0	308	18	0.4	3.2	0.0
Wednesday, July 24, 2013	16:50	0:10	46	52	48	42	1173	9.5	314	18	1.5	4.8	0.0
Wednesday, July 24, 2013	17:00	0:10	45	60	48	40	987	8.9	313	18	0.4	3.9	0.0
Wednesday, July 24, 2013	17:10	0:10	45	57	49	40	1124	9.3	333	18	0.7	4.4	0.0
Wednesday, July 24, 2013	17:20	0:10	48	67	51	41	1040	9.0	331	17	0.6	3.5	0.0
Wednesday, July 24, 2013	17:30	0:10	43	61	45	39	1267	9.6	326	17	0.4	3.3	0.0
Wednesday, July 24, 2013	17:40	0:10	43	54	46	39	1295	10.0	325	17	0.7	4.4	0.0
Wednesday, July 24, 2013	17:50	0:10	45	56	48	39	987	8.9	326	17	0.7	5.0	0.0
Wednesday, July 24, 2013	18:00	0:10	51	70	51	44	1051	9.0	331	16	1.3	4.3	0.0
Wednesday, July 24, 2013	18:10	0:10	45	54	48	40	1424	10.3	324	16	0.4	3.0	0.0
Wednesday, July 24, 2013	18:20	0:10	48	62	50	44	1641	11.3	317	15	1.1	4.6	0.0
Wednesday, July 24, 2013	18:30	0:10	48	61	50	44	1969	12.9	325	15	0.7	4.1	0.0
Wednesday, July 24, 2013	18:40	0:10	48	58	50	44	1994	14.4	330	14	0.6	4.1	0.0
Wednesday, July 24, 2013	18:50	0:10	49	55	51	45	1774	11.8	330	14	1.3	5.4	0.0
Wednesday, July 24, 2013	19:00	0:10	47	56	50	42	1225	9.4	327	13	0.7	5.0	0.0
Wednesday, July 24, 2013	19:10	0:10	43	51	45	40	1561	10.7	322	13	0.0	2.4	0.0
Wednesday, July 24, 2013	19:20	0:10	47	56	50	41	1981	13.1	324	13	0.4	4.6	0.0
Wednesday, July 24, 2013	19:30	0:10	48	55	51	44	1892	12.3	327	12	0.9	5.6	0.0
Wednesday, July 24, 2013	19:40	0:10	44	57	47	39	1320	9.9	325	12	0.6	3.9	0.0
Wednesday, July 24, 2013	19:50	0:10	46	55	49	40	815	12.0	324	12	0.2	3.5	0.0
Wednesday, July 24, 2013	20:00	0:10	50	68	50	42	1917	12.0	326	11	0.9	5.2	0.0
Wednesday, July 24, 2013	20:10	0:10	46	64	48	38	1613	10.7	326	11	0.4	3.2	0.0
Wednesday, July 24, 2013	20:20	0:10	45	61	48	39	1558	10.7	327	11	0.2	3.7	0.0
Wednesday, July 24, 2013	20:30	0:10	48	56	51	44	1952	13.1	332	11	0.4	3.5	0.0
Wednesday, July 24, 2013	20:40	0:10	45	53	47	40	1778	12.3	331	11	0.2	2.4	0.0
Wednesday, July 24, 2013	20:50	0:10	43	50	46	38	1938	12.6	330	10	0.2	3.3	0.0
Wednesday, July 24, 2013	21:00	0:10	46	58	48	41	1927	12.7	331	10	0.4	3.7	0.0
Wednesday, July 24, 2013	21:10	0:10	45	52	47	42	1864	11.7	329	10	0.2	2.0	0.0
Wednesday, July 24, 2013	21:20	0:10	49	59	52	45	1678	11.1	327	10	0.9	5.4	0.0
Wednesday, July 24, 2013	21:30	0:10	48	55	50	44	1598	10.7	327	9	0.7	5.0	0.0
Wednesday, July 24, 2013	21:40	0:10	47	58	50	44	1959	12.2	324	9	0.9	3.7	0.0
Wednesday, July 24, 2013	21:50	0:10	48	53	49	45	1943	12.1	324	9	1.1	4.1	0.0
Wednesday, July 24, 2013	22:00	0:10	48	56	50	46	1950	12.6	325	9	1.3	5.0	0.0
Wednesday, July 24, 2013	22:10	0:10	46	54	49	42	1960	13.2	324	9	0.7	4.1	0.0
Wednesday, July 24, 2013	22:20	0:10	45	53	47	42	1968	12.8	322	9	1.1	5.6	0.0
Wednesday, July 24, 2013	22:30	0:10	45	51	47	41	1957	12.8	325	9	0.9	4.6	0.0
Wednesday, July 24, 2013	22:40	0:10	46	52	48	43	1816	11.7	324	9	1.1	4.4	0.0
Wednesday, July 24, 2013	22:50	0:10	44	52	46	41	1779	11.6	324	9	1.1	3.9	0.0
Wednesday, July 24, 2013	23:00	0:10	45	54	48	41	1938	12.2	321	9	1.3	6.3	0.0
Wednesday, July 24, 2013	23:10	0:10	46	53	49	43	1978	12.6	322	9	1.1	5.2	0.0
Wednesday, July 24, 2013	23:20	0:10	45	53	46	42	1787	11.1	321	9	0.7	3.2	0.0
Wednesday, July 24, 2013	23:30	0:10	46	55	49	41	1569	10.5	325	9	0.7	4.1	0.0
Wednesday, July 24, 2013	23:40	0:10	42	53	44	40	1595	10.4	324	9	0.4	2.8	0.0
Wednesday, July 24, 2013	23:50	0:10	43	54	45	37	1308	9.6	325	8	0.7	5.0	0.0
Thursday, July 25, 2013	0:00	0:10	37	46	39	34	1112	9.0	325	8	0.2	2.6	0.0
Thursday, July 25, 2013	0:10	0:10	37	47	39	34	833	8.4	324	8	0.2	2.6	0.0
Thursday, July 25, 2013	0:20	0:10	36	44	38	32	842	8.3	326	8	0.0	2.6	0.0
Thursday, July 25, 2013	0:30	0:10	36	54	37	29	680	7.8	326	8	0.0	2.6	0.0
Thursday, July 25, 2013	0:40	0:10	31	37	34	27	660	7.6	326	8	0.0	0.0	0.0
Thursday, July 25, 2013	0:50	0:10	29	40	32	27	469	7.0	326	8	0.0	1.7	0.0
Thursday, July 25, 2013	1:00	0:10	28	39	30	27	562	7.3	330	8	0.0	0.0	0.0
Thursday, July 25, 2013	1:10	0:10	28	37	30	26	614	7.4	327	8	0.0	0.0	0.0
Thursday, July 25, 2013	1:20	0:10	27	44	28	25	518	6.9	324	8	0.0	2.4	0.0
Thursday, July 25, 2013	1:30	0:10	26	32	29	24	433	6.5	322	8	0.0	0.0	0.0
Thursday, July 25, 2013	1:40	0:10	27	37	28	25	545	7.1	321	8	0.0	0.0	0.0
Thursday, July 25, 2013	1:50	0:10	27	35	28	25	349	7.2	319	8	0.0	0.0	0.0
Thursday, July 25, 2013	2:00	0:10	38	48	43	25	-4	7.6	319	8	0.0	0.0	0.0
Thursday, July 25, 2013	2:10	0:10	24	31	25	23	-4	7.0	318	8	0.0	0.0	0.0
Thursday, July 25, 2013	2:20	0:10	24	31	25	23	-4	6.7	319	8	0.0	0.0	0.0
Thursday, July 25, 2013	2:30	0:10	25	36	27	24	-4	6.7					

Table A-7: Location 6 Summer Compliance Evaluation

Date	Time	Duration	Leq	Lmax	L(10)	L(90)	WT W6	WT W6	Onsite Met	Onsite Met	Loc. 6	Loc. 6	Loc. 6
	Start Time	(min)	(dBA)	(dBA)	(dBA)	(dBA)	Output (kW)	HH WS (m/s)	WD @ 75m (degrees)	Temp. (°C)	Avg. WS @ 2m (m/s)	Gust WS @ 2m (m/s)	Precip. (mm)
Thursday, July 25, 2013	3:10	0:10	46	69	35	24	418	6.4	321	8	0.0	0.0	0.0
Thursday, July 25, 2013	3:20	0:10	26	36	28	24	336	5.9	324	8	0.0	0.0	0.0
Thursday, July 25, 2013	3:30	0:10	25	29	26	23	328	5.9	322	7	0.0	0.0	0.0
Thursday, July 25, 2013	3:40	0:10	24	37	26	23	420	6.5	322	7	0.0	0.0	0.0
Thursday, July 25, 2013	3:50	0:10	22	30	23	22	333	6.0	325	8	0.0	0.0	0.0
Thursday, July 25, 2013	4:00	0:10	23	30	24	22	293	5.8	325	7	0.0	0.0	0.0
Thursday, July 25, 2013	4:10	0:10	25	38	26	22	262	5.6	327	7	0.0	0.0	0.0
Thursday, July 25, 2013	4:20	0:10	22	34	23	21	185	5.0	327	8	0.0	0.0	0.0
Thursday, July 25, 2013	4:30	0:10	28	45	31	22	156	4.8	333	7	0.0	0.0	0.0
Thursday, July 25, 2013	4:40	0:10	37	47	40	26	154	4.9	329	7	0.0	0.0	0.0
Thursday, July 25, 2013	4:50	0:10	39	56	42	30	122	4.6	322	7	0.0	0.0	0.0
Thursday, July 25, 2013	5:00	0:10	44	63	47	33	110	4.5	334	7	0.0	0.0	0.0
Thursday, July 25, 2013	5:10	0:10	44	57	48	31	66	4.0	335	7	0.0	0.0	0.0
Thursday, July 25, 2013	5:20	0:10	42	61	44	25	40	3.9	336	6	0.0	0.0	0.0
Thursday, July 25, 2013	5:30	0:10	35	54	37	25	8	3.4	351	6	0.0	0.0	0.0
Thursday, July 25, 2013	5:40	0:10	34	57	37	25	52	4.0	11	6	0.0	0.0	0.0
Thursday, July 25, 2013	5:50	0:10	32	51	35	24	23	3.6	28	6	0.0	0.0	0.0
Thursday, July 25, 2013	6:00	0:10	36	57	39	23	87	4.5	7	7	0.0	0.0	0.0
Thursday, July 25, 2013	6:10	0:10	32	53	32	23	133	4.7	6	7	0.0	0.0	0.0
Thursday, July 25, 2013	6:20	0:10	32	48	33	23	102	4.5	6	7	0.0	0.0	0.0
Thursday, July 25, 2013	6:30	0:10	38	58	43	25	93	4.5	8	8	0.0	0.0	0.0
Thursday, July 25, 2013	6:40	0:10	34	54	34	24	75	4.2	29	8	0.0	0.0	0.0
Thursday, July 25, 2013	6:50	0:10	30	52	33	24	54	3.9	26	9	0.0	0.0	0.0
Thursday, July 25, 2013	7:00	0:10	37	68	35	24	59	4.1	34	9	0.0	0.0	0.0
Thursday, July 25, 2013	7:10	0:10	33	57	34	25	35	3.7	47	11	0.0	0.0	0.0
Thursday, July 25, 2013	7:20	0:10	35	52	35	24	0	3.0	55	10	0.0	0.0	0.0
Thursday, July 25, 2013	7:30	0:10	38	54	41	25	-4	2.1	49	10	0.0	0.0	0.0
Thursday, July 25, 2013	7:40	0:10	41	68	40	24	-4	1.8	48	11	0.0	0.0	0.0
Thursday, July 25, 2013	7:50	0:10	49	73	45	26	-6	2.1	34	11	0.0	0.0	0.0
Thursday, July 25, 2013	8:00	0:10	35	54	36	27	-5	2.1	24	12	0.0	0.0	0.0
Thursday, July 25, 2013	8:10	0:10	36	55	37	27	-4	1.2	24	12	0.0	0.2	0.0
Thursday, July 25, 2013	8:20	0:10	36	52	37	26	-5	1.3	59	12	0.0	0.0	0.0
Thursday, July 25, 2013	8:30	0:10	36	51	40	26	-4	1.5	53	12	0.0	0.0	0.0
Thursday, July 25, 2013	8:40	0:10	38	54	42	27	-4	1.8	59	13	0.0	0.0	0.0
Thursday, July 25, 2013	8:50	0:10	37	55	37	25	-4	2.0	44	13	0.0	0.0	0.0
Thursday, July 25, 2013	9:00	0:10	35	53	35	27	-1	2.0	350	14	0.0	0.0	0.0
Thursday, July 25, 2013	9:10	0:10	31	52	32	25	-1	2.5	324	14	0.0	0.0	0.0
Thursday, July 25, 2013	9:20	0:10	32	49	34	27	-1	2.6	66	13	0.0	0.0	0.0
Thursday, July 25, 2013	9:30	0:10	32	48	34	25	-1	2.8	52	14	0.0	0.0	0.0
Thursday, July 25, 2013	9:40	0:10	43	63	38	25	-2	2.7	75	13	0.0	0.0	0.0
Thursday, July 25, 2013	9:50	0:10	39	57	40	25	13	3.0	75	13	0.0	0.0	0.0
Thursday, July 25, 2013	10:00	0:10	31	54	33	22	63	3.9	101	13	0.0	0.0	0.0
Thursday, July 25, 2013	10:10	0:10	35	56	35	23	41	3.7	109	13	0.0	1.5	0.0
Thursday, July 25, 2013	10:20	0:10	43	65	35	22	2	3.2	121	13	0.0	0.0	0.0
Thursday, July 25, 2013	10:30	0:10	32	52	33	23	1	2.9	103	13	0.0	0.0	0.0
Thursday, July 25, 2013	10:40	0:10	35	50	35	32	4	3.5	107	13	0.0	2.2	0.0
Thursday, July 25, 2013	10:50	0:10	42	68	40	32	41	3.7	110	13	0.0	0.0	0.0
Thursday, July 25, 2013	11:00	0:10	40	59	46	32	28	3.1	143	14	0.0	0.6	0.0
Thursday, July 25, 2013	11:10	0:10	43	61	45	32	-5	1.6	105	14	0.0	0.0	0.0
Thursday, July 25, 2013	11:20	0:10	43	63	38	32	11	3.2	79	14	0.0	0.0	0.0
Thursday, July 25, 2013	11:30	0:10	37	51	38	32	4	2.9	107	14	0.0	0.0	0.0
Thursday, July 25, 2013	11:40	0:10	37	54	36	32	-5	2.5	92	15	0.0	0.0	0.0
Thursday, July 25, 2013	11:50	0:10	38	58	37	32	-5	2.4	125	15	0.0	0.0	0.0
Thursday, July 25, 2013	12:00	0:10	35	52	37	31	-5	2.2	89	15	0.0	0.0	0.0
Thursday, July 25, 2013	12:10	0:10	37	55	37	32	-4	2.4	41	15	0.0	0.0	0.0
Thursday, July 25, 2013	12:20	0:10	43	67	46	32	-6	2.6	50	15	0.0	0.0	0.0
Thursday, July 25, 2013	12:30	0:10	35	50	36	32	-4	2.3	71	15	0.0	0.0	0.0
Thursday, July 25, 2013	12:40	0:10	36	54	36	32	3	3.5	97	15	0.0	0.0	0.0
Thursday, July 25, 2013	12:50	0:10	36	51	36	31	29	3.7	67	16	0.0	0.0	0.0
Thursday, July 25, 2013	13:00	0:10	39	65	41	32	7	3.3	56	16	0.0	0.0	0.0
Thursday, July 25, 2013	13:10	0:10	35	53	40	31	-5	2.4	106	16	0.0	0.0	0.0
Thursday, July 25, 2013	13:20	0:10	40	67	37	31	7	3.1	120	16	0.0	0.0	0.0
Thursday, July 25, 2013	13:30	0:10	39	53	43	31	36	3.6	151	17	0.0	0.0	0.0
Thursday, July 25, 2013	13:40	0:10	39	50	43	32	-2	2.5	89	17	0.0	0.0	0.0
Thursday, July 25, 2013	13:50	0:10	38	53	41	32	14	3.7	127	17	0.0	0.0	0.0
Thursday, July 25, 2013	14:00	0:10	36	54	37	32	-4	3.1	164	17	0.0	0.0	0.0
Thursday, July 25, 2013	14:10	0:10	40	57	42	33	-4	3.0	104	17	0.0	0.6	0.0
Thursday, July 25, 2013	14:20	0:10	46	57	53	31	-4	4.4	104	16	0.0	0.0	0.0
Thursday, July 25, 2013	14:30	0:10	41	57	41	30	-4	4.0	100	16	0.0	0.0	0.0
Thursday, July 25, 2013	14:40	0:10	36	51	37	30	-4	3.8	101	17	0.0	0.0	0.0
Thursday, July 25, 2013	14:50	0:10	35	47	35	31	-3	3.5	96	16	0.0	0.0	0.0
Thursday, July 25, 2013	15:00	0:10	41	63	40	32	-3	2.7	77	16	0.0	0.0	0.0
Thursday, July 25, 2013	15:10	0:10	42	58	44	32	-7	2.8	83	16	0.0	0.0	0.0
Thursday, July 25, 2013	15:20	0:10	41	65	41	32	-5	2.6	121	17	0.0	0.0	0.0
Thursday, July 25, 2013	15:30	0:10	39	54	40	32	-4	2.4	128	17	0.0	0.0	0.0
Thursday, July 25, 2013	15:40	0:10	39	59	39	32	-5	2.4	118	17	0.0	0.0	0.0
Thursday, July 25, 2013	15:50	0:10	38	60	40	31	-5	1.4	126	17	0.0	1.3	0.0
Thursday, July 25, 2013	16:00	0:10	39	59	40	27	-5	1.3	104	17	0.0	0.0	0.0
Thursday, July 25, 2013	16:10	0:10	34	52	33	21	-4	1.7	86	17	0.0	0.0	0.0
Thursday, July 25, 2013	16:20	0:10	36	53	38	24	0	1.2	32	17	0.0	0.0	0.0
Thursday, July 25, 2013	16:30	0:10	37	51	41	24	0	0.6	345	17	0.0	0.0	0.0
Thursday, July 25, 2013	16:40	0:10	34	55	31	21	0	0.7	339	17	0.0	0.0	0.0
Thursday, July 25, 2013	16:50	0:10	33	55	35	22	0	0.8	335	17	0.0	0.0	0.0
Thursday, July 25, 2013	17:00	0:10	38	56	40	22	0	1.2	335	17	0.0	0.0	0.0
Thursday, July 25, 2013	17:10	0:10	38	58	39	23	0	1.0	281	17	0.0	0.0	0.0
Thursday, July 25, 2013	17:20	0:10	43	63	44	27	-1	0.8	271	17	0.0	0.0	0.0
Thursday, July 25, 2013	17:30	0:10	36	55	38	27	-1	0.8	271	17	0.0	0.0	0.0
Thursday, July 25, 2013	17:40	0:10	37	58	39	27	-1	0.7	284	16	0.0	0.0	0.0
Thursday, July 25, 2013	17:50	0:10	46	65	52	28	0	0.8	308	16	0.0	0.0	0.0
Thursday, July 25, 2013	18:00	0:10	42	62	37	22	0	1.2	42	16	0.0	0.0	0.0
Thursday, July 25, 2013	18:10	0:10	35	54	37	24	0	1.9	42	16	0.0	0.0	0.0
Thursday, July 25, 2013	18:20	0:10	39	55	42	26	-1	1.5	41	16	0.0	0.0	0.0
Thursday, July 25, 2013	18:30	0:10	39	63	43	28	0	2.2	41	16	0.0	0.0	0.0
Thursday, July 25, 2013	18:40	0:10	40	58	41	26	0	2.6	41	16	0.0	0.0	0.0
Thursday, July 25, 2013	18:50	0:10	36	55	38	21	0	2.7	41	15	0.0	0.0	0.0
Thursday, July 25, 2013	19:00	0:10	42	65	34	23	-1	2.9	41	15	0.0	0.0	0.0
Thursday, July 25, 2013	19:10	0:10	42	63	44	27	-1	3.0	41	15	0.0	0.0	0.0
Thursday, July 25, 2013	19:20	0:10	31	51	34	22	9	3.5	48	15	0.0	0.0	0.0
Thursday, July 25, 2013	19:30	0:10	34	54	38	23	5	3.3	64	15	0.0	0.0	0.0
Thursday, July 25, 20													

Table A-7: Location 6 Summer Compliance Evaluation

Date	Time	Duration	Leq	Lmax	L(10)	L(90)	WT W6	WT W6	Onsite Met	Onsite Met	Loc. 6	Loc. 6	Loc. 6
	Start Time	(min)	(dBA)	(dBA)	(dBA)	(dBA)	Output (kW)	HH WS (m/s)	WD @ 75m (degrees)	Temp. (°C)	Avg. WS @ 2m (m/s)	Gust WS @ 2m (m/s)	Precip. (mm)
Thursday, July 25, 2013	19:50	0:10	37	56	38	24	-4	2.2	72	15	0.0	0.0	0.0
Thursday, July 25, 2013	20:00	0:10	35	50	37	26	-4	2.6	76	15	0.0	0.0	0.0
Thursday, July 25, 2013	20:10	0:10	34	53	36	20	-5	2.4	63	15	0.0	0.0	0.0
Thursday, July 25, 2013	20:20	0:10	33	49	34	21	-4	2.5	67	15	0.0	0.0	0.0
Thursday, July 25, 2013	20:30	0:10	34	54	38	20	-4	2.4	62	15	0.0	0.0	0.0
Thursday, July 25, 2013	20:40	0:10	30	42	34	20	-2	2.7	62	15	0.0	0.0	0.0
Thursday, July 25, 2013	20:50	0:10	35	53	32	19	-2	2.6	67	15	0.0	0.0	0.0
Thursday, July 25, 2013	21:00	0:10	26	46	23	19	-4	2.4	61	15	0.0	0.0	0.0
Thursday, July 25, 2013	21:10	0:10	30	51	29	20	-9	2.8	54	15	0.0	0.0	0.0
Thursday, July 25, 2013	21:20	0:10	29	49	25	19	-8	3.0	61	14	0.0	0.0	0.0
Thursday, July 25, 2013	21:30	0:10	33	51	36	20	3	3.3	63	15	0.0	0.0	0.0
Thursday, July 25, 2013	21:40	0:10	28	45	28	21	19	3.5	63	15	0.0	0.0	0.0
Thursday, July 25, 2013	21:50	0:10	29	42	33	21	55	4.1	63	15	0.0	0.0	0.0
Thursday, July 25, 2013	22:00	0:10	32	55	26	20	-3	2.4	64	15	0.0	0.0	0.0
Thursday, July 25, 2013	22:10	0:10	22	31	23	20	-5	2.4	62	15	0.0	0.0	0.0
Thursday, July 25, 2013	22:20	0:10	31	50	33	20	-7	2.8	51	15	0.0	0.0	0.0
Thursday, July 25, 2013	22:30	0:10	21	32	22	20	37	3.6	43	15	0.0	0.0	0.0
Thursday, July 25, 2013	22:40	0:10	33	51	36	22	38	3.6	52	14	0.0	0.0	0.0
Thursday, July 25, 2013	22:50	0:10	26	36	29	21	29	3.5	57	15	0.0	0.0	0.0
Thursday, July 25, 2013	23:00	0:10	29	35	31	25	42	3.8	63	15	0.0	0.0	0.0
Thursday, July 25, 2013	23:10	0:10	29	36	32	23	60	4.1	61	15	0.0	0.0	0.0
Thursday, July 25, 2013	23:20	0:10	33	53	33	24	33	3.7	57	15	0.0	0.0	0.0
Thursday, July 25, 2013	23:30	0:10	29	36	31	24	-5	3.1	62	15	0.0	0.0	0.0
Thursday, July 25, 2013	23:40	0:10	31	38	35	23	10	3.2	70	15	0.0	0.0	0.0
Thursday, July 25, 2013	23:50	0:10	30	38	34	21	12	3.4	70	15	0.0	0.0	0.0
Friday, July 26, 2013	0:00	0:10	31	45	34	25	24	3.8	67	15	0.0	0.0	0.0
Friday, July 26, 2013	0:10	0:10	30	43	33	24	62	4.2	67	15	0.0	0.0	0.0
Friday, July 26, 2013	0:20	0:10	32	47	35	24	144	4.9	73	15	0.0	0.0	0.0
Friday, July 26, 2013	0:30	0:10	37	54	38	26	162	5.1	75	15	0.0	0.0	0.0
Friday, July 26, 2013	0:40	0:10	30	35	32	24	158	5.0	78	14	0.0	0.0	0.0
Friday, July 26, 2013	0:50	0:10	28	36	32	21	76	4.1	74	14	0.0	0.0	0.0
Friday, July 26, 2013	1:00	0:10	29	34	32	23	66	4.0	75	14	0.0	0.0	0.0
Friday, July 26, 2013	1:10	0:10	38	45	43	23	6	3.1	75	14	0.0	0.0	0.0
Friday, July 26, 2013	1:20	0:10	29	35	31	23	-5	2.8	66	14	0.0	0.0	0.0
Friday, July 26, 2013	1:30	0:10	30	42	33	22	-9	2.8	59	14	0.0	0.0	0.0
Friday, July 26, 2013	1:40	0:10	28	37	32	20	-6	2.8	52	14	0.0	0.0	0.0
Friday, July 26, 2013	1:50	0:10	30	35	33	23	15	3.3	63	14	0.0	0.0	0.0
Friday, July 26, 2013	2:00	0:10	35	57	33	18	-5	3.5	62	14	0.0	0.0	0.0
Friday, July 26, 2013	2:10	0:10	30	51	26	18	-4	3.8	65	14	0.0	0.0	0.0
Friday, July 26, 2013	2:20	0:10	41	61	34	20	-4	3.8	70	14	0.0	0.0	0.0
Friday, July 26, 2013	2:30	0:10	20	38	21	18	-4	4.3	72	15	0.0	0.0	0.0
Friday, July 26, 2013	2:40	0:10	29	40	33	19	-4	4.7	74	15	0.0	0.0	0.0
Friday, July 26, 2013	2:50	0:10	26	36	31	18	-4	4.9	75	14	0.0	0.0	0.0
Friday, July 26, 2013	3:00	0:10	23	32	26	20	46	4.3	79	14	0.0	0.0	0.0
Friday, July 26, 2013	3:10	0:10	20	39	21	19	24	3.4	82	14	0.0	0.0	0.0
Friday, July 26, 2013	3:20	0:10	21	41	21	19	-4	2.2	76	14	0.0	0.0	0.0
Friday, July 26, 2013	3:30	0:10	20	33	21	19	-5	2.7	67	14	0.0	0.0	0.0
Friday, July 26, 2013	3:40	0:10	20	34	21	19	-4	2.7	65	14	0.0	0.0	0.0
Friday, July 26, 2013	3:50	0:10	20	32	21	19	-2	2.8	62	14	0.0	0.0	0.0
Friday, July 26, 2013	4:00	0:10	23	31	26	20	-7	2.9	61	14	0.0	0.0	0.0
Friday, July 26, 2013	4:10	0:10	20	34	21	19	-6	2.4	61	14	0.0	0.0	0.0
Friday, July 26, 2013	4:20	0:10	22	35	23	19	-4	1.9	49	14	0.0	0.0	0.0
Friday, July 26, 2013	4:30	0:10	21	35	21	18	-4	1.6	39	14	0.0	0.0	0.0
Friday, July 26, 2013	4:40	0:10	28	47	24	19	-5	1.8	33	14	0.0	0.0	0.0
Friday, July 26, 2013	4:50	0:10	32	44	36	20	-5	1.9	22	14	0.0	0.0	0.0
Friday, July 26, 2013	5:00	0:10	39	49	42	30	-5	2.6	12	14	0.0	0.0	0.0
Friday, July 26, 2013	5:10	0:10	40	59	43	32	-2	3.1	6	14	0.0	0.0	0.0
Friday, July 26, 2013	5:20	0:10	39	52	44	26	10	3.4	6	14	0.0	0.0	0.0
Friday, July 26, 2013	5:30	0:10	45	57	49	28	-6	3.1	13	14	0.0	0.0	0.0
Friday, July 26, 2013	5:40	0:10	37	51	39	24	25	3.7	2	14	0.0	0.0	0.0
Friday, July 26, 2013	5:50	0:10	34	52	37	25	36	3.9	344	14	0.0	0.0	0.0
Friday, July 26, 2013	6:00	0:10	33	51	35	25	93	4.5	340	14	0.0	0.0	0.0
Friday, July 26, 2013	6:10	0:10	31	49	34	24	156	5.2	331	14	0.0	0.0	0.0
Friday, July 26, 2013	6:20	0:10	34	57	35	23	192	5.2	320	13	0.0	0.0	0.0
Friday, July 26, 2013	6:30	0:10	32	56	34	24	168	4.9	325	13	0.0	0.0	0.0
Friday, July 26, 2013	6:40	0:10	34	52	34	25	200	5.0	335	13	0.0	0.0	0.0
Friday, July 26, 2013	6:50	0:10	43	66	34	24	100	6.0	343	14	0.0	0.0	0.0
Friday, July 26, 2013	7:00	0:10	40	58	44	24	187	5.1	344	14	0.0	0.0	0.0
Friday, July 26, 2013	7:10	0:10	34	54	36	25	142	4.9	358	14	0.0	0.0	0.0
Friday, July 26, 2013	7:20	0:10	33	52	34	25	200	5.4	346	14	0.0	0.2	0.0
Friday, July 26, 2013	7:30	0:10	38	53	41	27	215	5.5	338	14	0.0	0.0	0.0
Friday, July 26, 2013	7:40	0:10	39	60	40	26	190	5.0	328	14	0.0	0.0	0.0
Friday, July 26, 2013	7:50	0:10	36	53	39	25	239	5.4	332	14	0.0	0.0	0.0
Friday, July 26, 2013	8:00	0:10	34	53	37	22	160	4.9	331	14	0.0	0.0	0.0
Friday, July 26, 2013	8:10	0:10	29	44	31	21	71	4.2	354	14	0.0	0.0	0.0
Friday, July 26, 2013	8:20	0:10	34	57	36	27	-3	3.2	348	14	0.0	0.0	0.0
Friday, July 26, 2013	8:30	0:10	44	64	42	26	35	3.9	345	14	0.0	0.0	0.0
Friday, July 26, 2013	8:40	0:10	45	67	38	28	24	3.7	336	14	0.0	0.0	0.0
Friday, July 26, 2013	8:50	0:10	37	58	38	28	11	3.5	349	15	0.0	0.0	0.0
Friday, July 26, 2013	9:00	0:10	41	60	41	32	43	4.1	336	15	0.0	0.0	0.0
Friday, July 26, 2013	9:10	0:10	39	55	42	32	48	4.0	335	15	0.0	0.7	0.0
Friday, July 26, 2013	9:20	0:10	41	62	41	31	39	3.9	328	15	0.0	0.0	0.0
Friday, July 26, 2013	9:30	0:10	37	57	38	31	0	2.7	339	15	0.0	0.0	0.0
Friday, July 26, 2013	9:40	0:10	38	59	40	31	-5	2.0	359	15	0.0	0.0	0.0
Friday, July 26, 2013	9:50	0:10	43	50	44	34	-4	1.5	0	16	0.0	0.4	0.0
Friday, July 26, 2013	10:00	0:10	40	65	41	31	-4	1.2	360	16	0.0	0.0	0.0
Friday, July 26, 2013	10:10	0:10	40	66	41	31	-6	2.9	6	16	0.0	0.0	0.0
Friday, July 26, 2013	10:20	0:10	37	55	41	28	22	3.6	355	16	0.0	0.2	0.0
Friday, July 26, 2013	10:30	0:10	43	62	45	31	29	3.8	344	16	0.0	0.9	0.0
Friday, July 26, 2013	10:40	0:10	38	55	39	31	76	4.3	7	16	0.2	2.4	0.0
Friday, July 26, 2013	10:50	0:10	42	63	42	31	13	3.3	337	16	0.0	1.5	0.0
Friday, July 26, 2013	11:00	0:10	39	56	43	29	-4	3.0	351	16	0.2	2.6	0.0
Friday, July 26, 2013	11:10	0:10	34	50	37	28	-2	3.0	4	16	0.0	0.9	0.0
Friday, July 26, 2013	11:20	0:10	36	59	37	28	69	4.2	339	16	0.0	1.7	0.0
Friday, July 26, 2013	11:30	0:10	38	66	39	30	82	4.2	332	16	0.0	0.6	0.0
Friday, July 26, 2013	11:40	0:10	53	85	50	32	189	5.2	325	16	0.2	2.4	0.0
Friday, July 26, 2013	11:50	0:10	52	78	54	34	201	5.2	324	16	0.2	2.0	0.0
Friday, July 26, 2013	12:00	0:10	54	71	57	36	203	5.3	330	17	0.0	1.5	0.0
Friday, July 26, 2013	12:10	0:01	36	53	40	29	199	5.3	324	17	0.2	2.4	0.0
Friday, July 2													

Table A-7: Location 6 Summer Compliance Evaluation

Date	Time	Duration	Leq	Lmax	L(10)	L(90)	WT W6	WT W6	Onsite Met	Onsite Met	Loc. 6	Loc. 6	Loc. 6
	Start Time	(min)	(dBA)	(dBA)	(dBA)	(dBA)	Output (kW)	HH WS (m/s)	WD @ 75m (degrees)	Temp. (°C)	Avg. WS @ 2m (m/s)	Gust WS @ 2m (m/s)	Precip. (mm)
Friday, July 26, 2013	12:30						360	6.4	315	18	0.2	2.2	0.0
Friday, July 26, 2013	12:40	0:10	51	76	47	33	294	5.9	319	18	0.2	3.3	0.0
Friday, July 26, 2013	12:50	0:10	46	65	47	32	291	5.8	324	19	0.2	3.3	0.0
Friday, July 26, 2013	13:00	0:10	39	56	42	33	277	5.9	315	19	0.6	3.2	0.0
Friday, July 26, 2013	13:10	0:10	42	68	42	30	107	5.8	315	18	0.4	2.8	0.0
Friday, July 26, 2013	13:20	0:00	54	74	49	37	347	6.4	312	19	0.4	3.3	0.0
Friday, July 26, 2013	13:30	0:10	45	78	41	33	348	6.4	306	19	0.4	4.3	0.0
Friday, July 26, 2013	13:40	0:10	42	60	44	35	731	8.0	306	20	0.7	3.7	0.0
Friday, July 26, 2013	13:50	0:10	41	51	45	34	878	8.5	315	20	0.7	3.7	0.0
Friday, July 26, 2013	14:00	0:10	48	70	49	37	63	8.9	310	21	0.7	4.1	0.0
Friday, July 26, 2013	14:10	0:10	46	65	48	38	-4	8.8	314	20	0.9	6.3	0.0
Friday, July 26, 2013	14:20	0:10	43	62	46	37	-4	8.4	307	20	1.5	4.4	0.0
Friday, July 26, 2013	14:30	0:10	40	50	43	33	-4	8.4	308	20	0.6	3.5	0.0
Friday, July 26, 2013	14:40	0:10	43	53	46	36	-4	9.1	308	20	0.7	5.4	0.0
Friday, July 26, 2013	14:50	0:10	49	70	47	35	-4	10.0	309	20	0.2	4.3	0.0
Friday, July 26, 2013	15:00	0:10	45	58	47	39	935	9.4	313	20	0.6	4.4	0.0
Friday, July 26, 2013	15:10	0:10	43	52	47	39	951	8.5	311	20	0.9	3.9	0.0
Friday, July 26, 2013	15:20	0:10	42	52	45	37	791	8.0	314	20	1.3	4.3	0.0
Friday, July 26, 2013	15:30	0:10	42	56	44	38	804	8.2	322	21	0.7	4.4	0.0
Friday, July 26, 2013	15:40	0:10	44	58	46	38	650	7.7	312	21	0.7	4.6	0.0
Friday, July 26, 2013	15:50	0:10	41	51	44	36	600	7.5	317	21	0.9	3.9	0.0
Friday, July 26, 2013	16:00	1:10	44	62	47	38	651	7.5	316	22	1.1	4.1	0.0
Friday, July 26, 2013	16:10	2:10	43	57	47	37	602	7.6	310	21	1.3	4.8	0.0
Friday, July 26, 2013	16:20	3:10	43	50	45	37	661	7.8	308	21	1.1	4.1	0.0
Friday, July 26, 2013	16:30	4:10	43	57	47	36	835	8.5	308	21	0.6	3.7	0.0
Friday, July 26, 2013	16:40	5:10	43	54	46	40	1122	9.4	307	21	1.1	4.8	0.0
Friday, July 26, 2013	16:50	6:10	45	58	46	39	1131	9.2	307	20	0.7	3.7	0.0
Friday, July 26, 2013	17:00	0:10	41	60	44	37	1282	9.6	314	19	0.4	3.2	0.0
Friday, July 26, 2013	17:10	0:10	44	54	47	38	1316	9.6	319	19	0.7	4.8	0.0
Friday, July 26, 2013	17:20	0:10	44	52	48	38	1000	8.9	321	19	0.4	3.2	0.0
Friday, July 26, 2013	17:30	0:10	43	53	45	39	1039	9.0	322	19	0.6	4.1	0.0
Friday, July 26, 2013	17:40	0:10	43	55	46	37	788	8.2	325	19	0.9	4.1	0.0
Friday, July 26, 2013	17:50	0:10	42	57	45	38	1057	9.2	315	19	0.4	3.0	0.0
Friday, July 26, 2013	18:00	1:10	42	59	45	37	775	8.0	313	19	0.4	3.5	0.0
Friday, July 26, 2013	18:10	2:10	45	60	46	34	989	9.0	315	19	0.0	1.9	0.0
Friday, July 26, 2013	18:20	3:10	45	63	44	34	1055	9.0	319	18	0.4	3.7	0.0
Friday, July 26, 2013	18:30	4:10	41	51	44	36	782	8.2	317	19	0.4	3.7	0.0
Friday, July 26, 2013	18:40	5:10	42	56	45	37	1092	9.3	312	19	1.1	4.3	0.0
Friday, July 26, 2013	18:50	6:10	39	53	42	35	755	8.2	315	19	0.4	3.2	0.0
Friday, July 26, 2013	19:00	0:10	43	62	45	33	964	8.8	312	18	0.4	4.4	0.0
Friday, July 26, 2013	19:10	0:10	39	54	42	32	788	8.3	309	19	0.6	3.3	0.0
Friday, July 26, 2013	19:20	0:10	40	53	42	35	624	7.5	313	18	0.6	3.7	0.0
Friday, July 26, 2013	19:30	0:10	38	51	41	33	560	7.5	323	18	0.2	3.5	0.0
Friday, July 26, 2013	19:40	0:10	38	50	41	33	950	8.8	324	18	0.4	3.2	0.0
Friday, July 26, 2013	19:50	0:10	39	48	42	34	937	8.6	325	17	0.6	3.9	0.0
Friday, July 26, 2013	20:00	0:02	48	73	46	35	859	8.5	329	17	0.6	3.5	0.0
Friday, July 26, 2013	20:10	0:10	39	58	41	32	1019	8.9	317	17	0.6	3.7	0.0
Friday, July 26, 2013	20:20	0:10	40	55	44	26	1090	9.1	318	17	0.2	3.3	0.0
Friday, July 26, 2013	20:30	0:10	40	62	39	25	1299	9.7	321	17	0.0	0.0	0.0
Friday, July 26, 2013	20:40	0:10	46	70	41	25	1290	9.4	319	16	0.0	0.0	0.0
Friday, July 26, 2013	20:50	0:10	36	50	38	29	1024	9.0	326	16	0.2	2.6	0.0
Friday, July 26, 2013	21:00	0:10	37	49	39	32	914	8.7	320	16	0.2	3.2	0.0
Friday, July 26, 2013	21:10	0:10	39	58	39	28	1424	10.0	318	16	0.0	1.5	0.0
Friday, July 26, 2013	21:20	0:10	33	50	36	25	1360	9.9	318	16	0.2	2.2	0.0
Friday, July 26, 2013	21:30	0:10	31	52	32	25	1472	10.1	316	16	0.0	2.8	0.0
Friday, July 26, 2013	21:40	0:10	30	37	32	24	1264	9.5	311	16	0.0	0.0	0.0
Friday, July 26, 2013	21:50	0:10	32	46	34	29	1126	9.2	312	15	0.0	0.0	0.0
Friday, July 26, 2013	22:00	0:10	33	46	36	27	921	8.5	312	15	0.0	1.9	0.0
Friday, July 26, 2013	22:10	0:10	34	58	35	30	960	8.7	310	15	0.0	2.8	0.0
Friday, July 26, 2013	22:20	0:10	36	52	37	32	1390	10.1	310	15	0.2	2.2	0.0
Friday, July 26, 2013	22:30	0:10	35	44	37	32	1466	10.1	307	15	0.2	2.8	0.0
Friday, July 26, 2013	22:40	0:10	37	47	40	34	1069	8.8	319	15	0.4	3.3	0.0
Friday, July 26, 2013	22:50	0:10	38	48	39	34	827	8.5	324	15	0.4	3.2	0.0
Friday, July 26, 2013	23:00	0:10	35	47	37	32	1042	8.9	321	15	0.2	1.9	0.0
Friday, July 26, 2013	23:10	0:10	36	51	38	33	947	8.6	314	15	0.2	2.6	0.0
Friday, July 26, 2013	23:20	0:10	34	47	36	30	1139	9.3	310	15	0.2	2.6	0.0
Friday, July 26, 2013	23:30	0:10	36	51	38	31	1057	9.2	306	14	0.4	3.0	0.0
Friday, July 26, 2013	23:40	0:10	33	47	35	30	862	8.4	306	14	0.2	3.2	0.0
Friday, July 26, 2013	23:50	0:10	33	48	35	28	1008	8.9	314	14	0.2	2.4	0.0
Saturday, July 27, 2013	0:00	0:10	39	45	43	30	697	8.0	318	14	0.2	2.6	0.0
Saturday, July 27, 2013	0:10	0:10	34	42	36	32	504	7.1	317	14	0.2	2.2	0.0
Saturday, July 27, 2013	0:20	0:10	33	45	35	30	724	7.9	318	14	0.2	2.0	0.0
Saturday, July 27, 2013	0:30	0:10	36	54	36	28	862	8.2	315	14	0.0	1.7	0.0
Saturday, July 27, 2013	0:40	0:10	35	46	37	31	408	6.4	323	14	0.2	2.6	0.0
Saturday, July 27, 2013	0:50	0:10	34	41	36	32	678	7.8	321	14	0.2	2.0	0.0
Saturday, July 27, 2013	1:00	0:10	31	40	33	29	900	8.7	316	14	0.0	1.3	0.0
Saturday, July 27, 2013	1:10	0:10	34	45	37	31	872	8.3	315	14	0.4	1.9	0.0
Saturday, July 27, 2013	1:20	0:10	31	41	33	29	1019	8.8	316	14	0.0	1.9	0.0
Saturday, July 27, 2013	1:30	0:10	33	38	35	31	1027	8.8	318	14	0.0	2.2	0.0
Saturday, July 27, 2013	1:40	0:10	33	49	36	30	788	8.1	315	14	0.0	2.2	0.0
Saturday, July 27, 2013	1:50	0:10	34	43	36	32	721	8.2	317	14	0.2	2.6	0.0
Saturday, July 27, 2013	2:00	0:10	35	46	37	32	-3	8.3	320	14	0.2	1.9	0.0
Saturday, July 27, 2013	2:10	0:10	37	45	39	34	-4	8.8	316	14	0.4	2.8	0.0
Saturday, July 27, 2013	2:20	0:10	34	43	36	31	-4	9.8	315	14	0.2	2.6	0.0
Saturday, July 27, 2013	2:30	0:10	34	43	36	30	-4	9.4	318	14	0.2	1.7	0.0
Saturday, July 27, 2013	2:40	0:10	33	45	35	30	-4	9.3	317	14	0.0	1.7	0.0
Saturday, July 27, 2013	2:50	0:10	34	42	36	32	-4	9.1	317	14	0.0	1.5	0.0
Saturday, July 27, 2013	3:00	0:10	34	48	36	32	742	8.9	320	14	0.0	1.1	0.0
Saturday, July 27, 2013	3:10	0:10	39	48	41	35	1203	9.5	315	14	0.4	3.3	0.0
Saturday, July 27, 2013	3:20	0:10	41	49	45	37	1375	9.9	314	14	0.6	3.7	0.0
Saturday, July 27, 2013	3:30	0:10	43	56	45	36	1424	10.2	314	14	0.7	4.1	0.0
Saturday, July 27, 2013	3:40	0:10	40	47	43	36	1382	10.2	314	14	0.6	3.3	0.0
Saturday, July 27, 2013	3:50	0:10	40	51	43	36	1285	9.8	312	14	0.6	4.4	0.0
Saturday, July 27, 2013	4:00	0:10	38	45	40	34	1112	9.2	318	14	0.6	3.3	0.0
Saturday, July 27, 2013	4:10	0:10	37	45	40	34	861	8.4	325	14	0.4	2.6	0.0
Saturday, July 27, 2013	4:20	0:10	37	44	40	33	700	7.9	323	14	0.2	2.2	0.0
Saturday, July 27, 2013	4:30	0:10	33	42	36	29	436	6.7	320	14	0.2	3.3	0.0
Saturday, July 27, 2013	4:40												

Table A-7: Location 6 Summer Compliance Evaluation

Date	Time	Duration	Leq	Lmax	L(10)	L(90)	WT W6	WT W6	Onsite Met	Onsite Met	Loc. 6	Loc. 6	Loc. 6
	Start Time	(min)	(dBA)	(dBA)	(dBA)	(dBA)	Output (kW)	HH WS (m/s)	WD @ 75m (degrees)	Temp. (°C)	Avg. WS @ 2m (m/s)	Gust WS @ 2m (m/s)	Precip. (mm)
Saturday, July 27, 2013	5:10	0:10	36	45	40	31	-4	6.5	314	13	0.0	2.0	0.0
Saturday, July 27, 2013	5:20	0:10	35	47	38	31	-4	6.8	310	13	0.0	1.9	0.0
Saturday, July 27, 2013	5:30	0:10	36	48	38	31	-5	6.9	308	13	0.0	2.6	0.0
Saturday, July 27, 2013	5:40	0:10	36	52	39	31	-2	7.2	308	13	0.0	3.0	0.0
Saturday, July 27, 2013	5:50	0:10	40	55	43	32	-1	7.5	309	13	0.2	2.2	0.0
Saturday, July 27, 2013	6:00	0:10	38	53	40	33	-2	7.9	310	14	0.2	2.4	0.0
Saturday, July 27, 2013	6:10	0:10	35	51	37	30	-1	7.9	312	14	0.0	1.9	0.0
Saturday, July 27, 2013	6:20	0:10	34	44	37	28	-1	7.8	319	14	0.0	1.1	0.0
Saturday, July 27, 2013	6:30	0:10	39	59	40	29	-1	6.7	323	14	0.0	1.3	0.0
Saturday, July 27, 2013	6:40	0:10	45	68	38	27	0	6.6	318	14	0.0	1.1	0.0
Saturday, July 27, 2013	6:50	0:10	33	53	35	25	-1	7.1	316	14	0.0	0.0	0.0
Saturday, July 27, 2013	7:00	0:10	36	60	37	27	0	7.4	310	14	0.0	2.0	0.0
Saturday, July 27, 2013	7:10	0:10	36	51	39	29	0	7.6	312	15	0.2	3.2	0.0
Saturday, July 27, 2013	7:20	0:10	37	62	38	31	-1	8.2	321	15	0.4	3.3	0.0
Saturday, July 27, 2013	7:30	0:10	37	56	40	30	0	8.2	328	16	0.2	2.8	0.0
Saturday, July 27, 2013	7:40	0:10	39	56	39	33	-1	7.1	329	16	0.2	2.6	0.0
Saturday, July 27, 2013	7:50	0:10	34	53	37	29	-1	7.6	333	16	0.0	2.4	0.0
Saturday, July 27, 2013	8:00	0:10	33	49	35	28	-1	6.9	332	16	0.0	1.1	0.0
Saturday, July 27, 2013	8:10	0:10	33	52	33	26	145	6.0	325	17	0.0	1.9	0.0
Saturday, July 27, 2013	8:20	0:10	34	51	35	26	271	5.9	323	17	0.0	0.0	0.0
Saturday, July 27, 2013	8:30	0:10	42	63	39	27	197	5.3	324	17	0.0	2.8	0.0
Saturday, July 27, 2013	8:40	0:10	38	56	41	32	202	5.4	323	18	0.6	4.1	0.0
Saturday, July 27, 2013	8:50	0:10	38	54	38	31	192	5.3	323	18	0.2	2.4	0.0
Saturday, July 27, 2013	9:00	0:10	39	59	40	32	170	5.0	315	18	0.0	1.9	0.0
Saturday, July 27, 2013	9:10	0:10	38	51	41	32	180	5.2	315	19	0.2	3.3	0.0
Saturday, July 27, 2013	9:20	0:10	61	86	47	32	221	5.5	314	19	0.0	1.3	0.0
Saturday, July 27, 2013	9:30	0:10	37	60	39	30	307	6.0	313	19	0.0	1.7	0.0
Saturday, July 27, 2013	9:40	0:10	42	60	46	30	176	5.2	308	20	0.2	3.2	0.0
Saturday, July 27, 2013	9:50	0:10	37	51	40	29	173	5.1	305	20	0.2	2.6	0.0
Saturday, July 27, 2013	10:00	0:10	36	50	39	29	113	4.6	308	20	0.2	2.0	0.0
Saturday, July 27, 2013	10:10	0:10	35	50	36	28	280	6.0	307	20	0.2	3.7	0.0
Saturday, July 27, 2013	10:20	0:10	41	63	40	28	182	5.2	289	20	0.4	3.5	0.0
Saturday, July 27, 2013	10:30	0:10	46	66	43	27	48	3.8	318	21	0.0	1.3	0.0
Saturday, July 27, 2013	10:40	0:10	41	64	39	29	131	4.9	308	21	0.0	0.6	0.0
Saturday, July 27, 2013	10:50	0:10	39	51	42	31	53	3.9	297	21	0.4	3.7	0.0
Saturday, July 27, 2013	11:00	0:10	39	56	40	31	-9	3.0	308	21	0.6	3.7	0.0
Saturday, July 27, 2013	11:10	0:10	38	56	40	28	22	3.6	293	22	0.4	3.3	0.0
Saturday, July 27, 2013	11:20	0:10	39	55	41	31	-3	3.1	299	22	0.4	2.6	0.0
Saturday, July 27, 2013	11:30	0:10	42	62	41	28	112	4.5	311	22	0.2	2.8	0.0
Saturday, July 27, 2013	11:40	0:10	41	61	44	30	81	4.3	273	22	0.4	3.0	0.0
Saturday, July 27, 2013	11:50	0:10	45	62	49	31	82	4.4	308	23	0.2	2.0	0.0
Saturday, July 27, 2013	12:00	0:10	38	52	41	30	11	3.2	286	23	0.4	3.2	0.0
Saturday, July 27, 2013	12:10	0:10	37	51	40	29	26	3.8	308	23	0.4	2.8	0.0
Saturday, July 27, 2013	12:20	0:10	37	51	40	29	56	4.3	296	23	0.4	2.8	0.0
Saturday, July 27, 2013	12:30	0:10	38	57	42	27	-8	3.0	326	23	0.2	2.0	0.0
Saturday, July 27, 2013	12:40	0:10	44	68	41	27	1	3.2	298	22	0.4	2.8	0.0
Saturday, July 27, 2013	12:50	0:10	48	68	48	30	-3	3.2	297	23	0.2	1.9	0.0
Saturday, July 27, 2013	13:00	0:10	46	71	45	26	-11	2.4	277	23	0.2	2.0	0.0
Saturday, July 27, 2013	13:10	0:10	36	54	37	25	-8	3.0	263	23	0.0	1.7	0.0
Saturday, July 27, 2013	13:20	0:10	45	69	39	26	-4	2.7	260	24	0.0	1.7	0.0
Saturday, July 27, 2013	13:30	0:10	36	56	39	27	-6	3.3	258	24	0.2	2.0	0.0
Saturday, July 27, 2013	13:40	0:10	34	52	34	26	9	3.0	226	24	0.2	1.7	0.0
Saturday, July 27, 2013	13:50	0:10	45	66	43	28	16	3.5	231	24	0.2	1.9	0.0
Saturday, July 27, 2013	14:00	0:10	44	67	43	28	-5	2.5	243	24	0.2	2.0	0.0
Saturday, July 27, 2013	14:10	0:10	37	55	39	27	-4	3.4	229	24	0.0	0.6	0.0
Saturday, July 27, 2013	14:20	0:10	47	70	43	27	-4	3.7	247	23	0.2	2.2	0.0
Saturday, July 27, 2013	14:30	0:10	39	52	43	32	-4	4.2	241	24	0.6	3.7	0.0
Saturday, July 27, 2013	14:40	0:10	39	54	43	29	-4	5.0	244	24	0.2	1.9	0.0
Saturday, July 27, 2013	14:50	0:10	40	62	42	30	-3	4.3	245	25	0.4	2.4	0.0
Saturday, July 27, 2013	15:00	0:10	36	52	38	27	214	5.8	242	24	0.4	3.2	0.0
Saturday, July 27, 2013	15:10	0:10	36	50	41	27	115	4.6	234	24	0.2	2.4	0.0
Saturday, July 27, 2013	15:20	0:10	34	48	36	27	60	4.2	237	24	0.0	1.9	0.0
Saturday, July 27, 2013	15:30	0:10	46	68	42	29	35	3.5	211	24	0.2	1.9	0.0
Saturday, July 27, 2013	15:40	0:10	46	68	39	28	25	3.3	232	25	0.2	2.0	0.0
Saturday, July 27, 2013	15:50	0:10	43	66	44	27	-7	3.1	250	25	0.2	2.6	0.0
Saturday, July 27, 2013	16:00	0:10	41	58	45	26	1	2.8	237	25	0.0	1.3	0.0
Saturday, July 27, 2013	16:10	0:10	45	63	49	27	-5	2.4	184	24	0.0	1.1	0.0
Saturday, July 27, 2013	16:20	0:10	50	68	54	43	-4	2.5	154	24	0.0	1.1	0.0
Saturday, July 27, 2013	16:30	0:10	47	63	50	42	0	3.1	160	24	0.0	1.3	0.0
Saturday, July 27, 2013	16:40	0:10	53	69	56	44	-5	1.9	148	23	0.0	0.0	0.0
Saturday, July 27, 2013	16:50	0:10	49	55	50	47	0	3.4	155	23	0.0	0.0	0.0
Saturday, July 27, 2013	17:00	0:10	45	65	49	34	2	2.8	139	23	0.0	0.2	0.0
Saturday, July 27, 2013	17:10	0:10	52	69	53	45	-5	2.3	153	23	0.0	0.0	0.0
Saturday, July 27, 2013	17:20	0:10	52	69	56	38	-5	2.1	188	24	0.0	0.0	0.0
Saturday, July 27, 2013	17:30	0:10	42	64	39	26	-5	2.0	202	23	0.0	0.0	0.0
Saturday, July 27, 2013	17:40	0:10	45	68	43	28	-4	1.2	204	24	0.0	0.0	0.0
Saturday, July 27, 2013	17:50	0:10	41	63	39	27	-5	2.5	204	24	0.0	0.0	0.0
Saturday, July 27, 2013	18:00	0:10	45	67	39	28	-5	2.2	193	23	0.0	0.0	0.0
Saturday, July 27, 2013	18:10	0:10	43	63	42	27	-3	1.7	186	22	0.0	0.0	0.0
Saturday, July 27, 2013	18:20	0:10	33	52	31	21	-1	1.3	174	21	0.0	0.0	0.0
Saturday, July 27, 2013	18:30	0:10	37	56	40	21	-3	3.2	176	21	0.0	0.0	0.0
Saturday, July 27, 2013	18:40	0:10	46	65	44	26	-4	2.5	166	21	0.0	0.0	0.0
Saturday, July 27, 2013	18:50	0:10	34	49	37	26	-6	2.6	158	21	0.0	0.0	0.0
Saturday, July 27, 2013	19:00	0:10	41	68	39	27	46	4.0	154	21	0.0	0.0	0.0
Saturday, July 27, 2013	19:10	0:10	35	48	39	28	183	5.4	144	21	0.0	0.0	0.0
Saturday, July 27, 2013	19:20	0:10	40	50	45	28	223	5.8	153	20	0.0	0.0	0.0
Saturday, July 27, 2013	19:30	0:10	34	53	34	22	236	5.9	153	20	0.0	0.0	0.0
Saturday, July 27, 2013	19:40	0:10	36	55	34	23	262	6.0	158	20	0.0	0.0	0.0
Saturday, July 27, 2013	19:50	0:10	29	45	33	22	299	6.3	156	19	0.0	0.0	0.0
Saturday, July 27, 2013	20:00	0:10	44	68	38	24	266	6.0	158	19	0.0	0.0	0.0
Saturday, July 27, 2013	20:10	0:10	41	64	39	25	247	5.9	161	20	0.0	0.0	0.0
Saturday, July 27, 2013	20:20	0:10	32	52	35	21	315	6.3	162	20	0.0	0.0	0.0
Saturday, July 27, 2013	20:30	0:10	32	51	35	21	322	6.4	165	19	0.0	0.0	0.0
Saturday, July 27, 2013	20:40	0:10	31	49	29	21	300	6.1	164	19	0.0	0.0	0.0
Saturday, July 27, 2013	20:50	0:10	40	66	42	25	294	6.2	161	19	0.0	0.0	0.0
Saturday, July 27, 2013	21:00	0:10	43	64	45	28	382	6.9	157	19	0.0	0.0	0.0
Saturday, July 27, 2013	21:10	0:10	37	61	34	22	430	7.1	157	19	0.0	0.0	0.0
Saturday, July 27, 2013	21:20	0:10	33	56	31	22	314	6.3	161	19	0.0	0.0	0.0
Saturday, July 27, 2013	21												

Table A-7: Location 6 Summer Compliance Evaluation

Date	Time	Duration	Leq	Lmax	L(10)	L(90)	WT W6	WT W6	Onsite Met	Onsite Met	Loc. 6	Loc. 6	Loc. 6
	Start Time	(min)	(dBA)	(dBA)	(dBA)	(dBA)	Output (kW)	HH WS (m/s)	WD @ 75m (degrees)	Temp. (°C)	Avg. WS @ 2m (m/s)	Gust WS @ 2m (m/s)	Precip. (mm)
Saturday, July 27, 2013	21:50	0:10	39	67	40	22	221	5.7	175	18	0.0	0.0	0.0
Saturday, July 27, 2013	22:00	0:10	40	66	36	21	141	4.9	179	18	0.0	0.0	0.0
Saturday, July 27, 2013	22:10	0:10	42	62	46	21	95	4.6	185	18	0.0	0.0	0.0
Saturday, July 27, 2013	22:20	0:10	31	50	29	21	119	4.9	186	18	0.0	0.0	0.0
Saturday, July 27, 2013	22:30	0:10	27	39	28	26	143	5.1	188	18	0.0	0.0	0.0
Saturday, July 27, 2013	22:40	0:10	27	33	31	20	230	5.8	189	18	0.0	0.0	0.0
Saturday, July 27, 2013	22:50	0:10	29	39	31	26	155	5.2	187	17	0.0	0.0	0.0
Saturday, July 27, 2013	23:00	0:10	34	51	35	22	71	4.4	179	17	0.0	0.0	0.0
Saturday, July 27, 2013	23:10	0:10	32	40	34	28	141	5.1	177	18	0.0	0.0	0.0
Saturday, July 27, 2013	23:20	0:10	34	51	35	20	106	4.8	181	18	0.0	0.0	0.0
Saturday, July 27, 2013	23:30	0:10	31	38	34	26	70	4.2	182	17	0.0	0.0	0.0
Saturday, July 27, 2013	23:40	0:10	35	43	40	27	50	4.0	178	17	0.0	0.0	0.0
Saturday, July 27, 2013	23:50	0:10	32	42	35	25	132	5.0	178	17	0.0	0.0	0.0
Sunday, July 28, 2013	0:00	0:10	30	35	33	25	158	5.2	175	17	0.0	0.0	0.0
Sunday, July 28, 2013	0:10	0:10	31	36	33	27	89	4.5	181	17	0.0	0.0	0.0
Sunday, July 28, 2013	0:20	0:10	32	38	34	28	129	4.9	182	17	0.0	0.0	0.0
Sunday, July 28, 2013	0:30	0:10	31	36	34	27	156	5.2	187	17	0.0	0.0	0.0
Sunday, July 28, 2013	0:40	0:10	30	36	34	22	125	4.8	190	17	0.0	0.0	0.0
Sunday, July 28, 2013	0:50	0:10	32	37	34	28	51	3.9	187	16	0.0	0.0	0.0
Sunday, July 28, 2013	1:00	0:10	32	38	35	27	16	3.4	184	16	0.0	0.0	0.0
Sunday, July 28, 2013	1:10	0:10	29	37	33	21	2	3.1	202	16	0.0	0.0	0.0
Sunday, July 28, 2013	1:20	0:10	29	36	31	24	42	3.9	211	15	0.0	0.0	0.0
Sunday, July 28, 2013	1:30	0:10	28	37	31	23	6	3.3	204	15	0.0	0.0	0.0
Sunday, July 28, 2013	1:40	0:10	30	35	33	25	8	3.3	199	16	0.0	0.0	0.0
Sunday, July 28, 2013	1:50	0:10	25	36	29	20	25	3.6	195	16	0.0	0.0	0.0
Sunday, July 28, 2013	2:00	0:10	21	30	22	20	-4	3.3	186	16	0.0	0.0	0.0
Sunday, July 28, 2013	2:10	0:10	21	36	23	20	-4	3.1	191	16	0.0	0.0	0.0
Sunday, July 28, 2013	2:20	0:10	29	47	30	20	-4	3.7	199	16	0.0	0.0	0.0
Sunday, July 28, 2013	2:30	0:10	36	59	31	22	-4	3.6	202	16	0.0	0.0	0.0
Sunday, July 28, 2013	2:40	0:10	28	37	30	22	-4	1.6	199	15	0.0	0.0	0.0
Sunday, July 28, 2013	2:50	0:10	28	34	31	23	-4	1.6	190	15	0.0	0.0	0.0
Sunday, July 28, 2013	3:00	0:10	28	36	30	22	-2	2.3	188	15	0.0	0.0	0.0
Sunday, July 28, 2013	3:10	0:10	30	38	33	22	12	3.5	185	15	0.0	0.0	0.0
Sunday, July 28, 2013	3:20	0:10	30	41	33	24	86	4.5	186	15	0.0	0.0	0.0
Sunday, July 28, 2013	3:30	0:10	31	36	33	25	42	3.8	179	15	0.0	0.0	0.0
Sunday, July 28, 2013	3:40	0:10	30	35	34	23	24	3.6	185	15	0.0	0.0	0.0
Sunday, July 28, 2013	3:50	0:10	29	38	33	19	8	3.2	181	15	0.0	0.0	0.0
Sunday, July 28, 2013	4:00	0:10	32	37	35	25	9	3.1	169	15	0.0	0.0	0.0
Sunday, July 28, 2013	4:10	0:10	31	37	35	23	11	3.4	139	15	0.0	0.0	0.0
Sunday, July 28, 2013	4:20	0:10	25	36	30	18	0	3.2	127	15	0.0	0.0	0.0
Sunday, July 28, 2013	4:30	0:10	30	38	33	21	-7	2.5	139	15	0.0	0.0	0.0
Sunday, July 28, 2013	4:40	0:10	38	54	43	21	-8	2.7	133	15	0.0	0.0	0.0
Sunday, July 28, 2013	4:50	0:10	41	59	44	30	9	3.3	142	15	0.0	0.0	0.0
Sunday, July 28, 2013	5:00	0:10	43	63	46	34	80	4.3	120	15	0.0	0.0	0.0
Sunday, July 28, 2013	5:10	0:10	43	54	48	23	12	3.2	127	15	0.0	0.0	0.0
Sunday, July 28, 2013	5:20	0:10	40	61	43	22	-5	2.4	140	15	0.0	0.0	0.0
Sunday, July 28, 2013	5:30	0:10	36	49	40	23	-5	2.5	132	15	0.0	0.0	0.0
Sunday, July 28, 2013	5:40	0:10	37	51	40	21	-7	2.8	135	15	0.0	0.0	0.0
Sunday, July 28, 2013	5:50	0:10	31	50	32	21	-4	2.9	140	15	0.0	0.0	0.0
Sunday, July 28, 2013	6:00	0:10	29	51	30	20	20	3.5	141	15	0.0	0.0	0.0
Sunday, July 28, 2013	6:10	0:10	26	45	29	19	-1	3.0	146	15	0.0	0.0	0.0
Sunday, July 28, 2013	6:20	0:10	33	50	34	20	0	3.1	136	15	0.0	0.0	0.0
Sunday, July 28, 2013	6:30	0:10	28	47	33	20	2	3.1	136	15	0.0	0.0	0.0
Sunday, July 28, 2013	6:40	0:10	37	56	38	23	-4	2.5	142	16	0.0	0.0	0.0
Sunday, July 28, 2013	6:50	0:10	40	66	41	24	-4	2.0	143	16	0.0	0.0	0.0
Sunday, July 28, 2013	7:00	0:10	36	54	40	27	3	2.9	132	16	0.0	0.0	0.0
Sunday, July 28, 2013	7:10	0:10	34	48	37	25	17	3.5	139	16	0.0	0.0	0.0
Sunday, July 28, 2013	7:20	0:10	36	55	36	25	-6	2.7	141	16	0.0	0.0	0.0
Sunday, July 28, 2013	7:30	0:10	31	56	34	23	-5	2.8	147	17	0.0	0.0	0.0
Sunday, July 28, 2013	7:40	0:10	32	46	35	25	-4	1.9	144	17	0.0	0.0	0.0
Sunday, July 28, 2013	7:50	0:10	33	48	36	25	-4	1.7	144	17	0.0	0.0	0.0
Sunday, July 28, 2013	8:00	0:10	36	51	38	28	-5	1.1	149	17	0.0	0.0	0.0
Sunday, July 28, 2013	8:10	0:10	50	73	40	23	-5	1.3	149	17	0.0	0.0	0.0
Sunday, July 28, 2013	8:20	0:10	33	48	36	25	-4	1.3	140	17	0.0	0.0	0.0
Sunday, July 28, 2013	8:30	0:10	47	62	54	23	-3	2.1	109	17	0.0	0.0	0.0
Sunday, July 28, 2013	8:40	0:10	41	60	39	24	-1	2.3	134	18	0.0	0.0	0.0
Sunday, July 28, 2013	8:50	0:10	33	47	38	22	-1	2.7	157	18	0.0	0.0	0.0
Sunday, July 28, 2013	9:00	0:10	38	55	41	23	-3	3.0	118	18	0.0	0.0	0.0
Sunday, July 28, 2013	9:10	0:10	34	51	36	22	4	3.0	113	18	0.0	0.0	0.0
Sunday, July 28, 2013	9:20	0:10	34	50	36	23	-5	2.5	125	18	0.0	0.0	0.0
Sunday, July 28, 2013	9:30	0:10	37	64	36	25	-5	2.6	126	18	0.0	0.0	0.0
Sunday, July 28, 2013	9:40	0:10	35	52	38	25	0	2.8	130	19	0.0	0.0	0.0
Sunday, July 28, 2013	9:50	0:10	36	51	40	24	-4	2.3	133	18	0.0	0.0	0.0
Sunday, July 28, 2013	10:00	0:10	46	56	50	41	5	2.9	131	18	0.0	0.0	0.0
Sunday, July 28, 2013	10:10	0:10	47	58	50	42	3	3.3	132	18	0.0	0.2	0.0
Sunday, July 28, 2013	10:20	0:10	45	52	48	41	62	4.1	128	18	0.0	0.0	0.0
Sunday, July 28, 2013	10:30	0:10	34	48	35	30	87	4.4	133	19	0.0	0.0	0.0
Sunday, July 28, 2013	10:40	0:10	47	69	49	44	34	3.5	134	19	0.0	0.0	0.0
Sunday, July 28, 2013	10:50	0:10	53	63	56	48	1	3.0	128	19	0.0	0.0	0.0
Sunday, July 28, 2013	11:00	0:10	61	67	63	56	-5	2.6	132	19	0.0	0.0	0.0
Sunday, July 28, 2013	11:10	0:10	43	62	46	31	50	3.8	115	20	0.0	0.0	0.0
Sunday, July 28, 2013	11:20	0:10	35	49	38	30	68	4.5	127	20	0.0	0.0	0.0
Sunday, July 28, 2013	11:30	0:10	48	73	43	32	58	4.0	141	20	0.0	0.0	0.0
Sunday, July 28, 2013	11:40	0:10	44	64	44	35	80	4.4	128	20	0.0	2.2	0.0
Sunday, July 28, 2013	11:50	0:10	41	66	45	31	45	3.8	116	21	0.0	0.7	0.0
Sunday, July 28, 2013	12:00	0:10	46	68	40	28	78	4.2	107	21	0.0	0.0	0.0
Sunday, July 28, 2013	12:10	0:10	45	67	47	29	66	4.1	122	21	0.0	1.1	0.0
Sunday, July 28, 2013	12:20	0:10	35	47	39	28	114	4.8	120	22	0.0	0.2	0.0
Sunday, July 28, 2013	12:30	0:10	37	51	40	30	125	4.8	135	22	0.0	0.0	0.0
Sunday, July 28, 2013	12:40	0:10	36	51	38	29	195	5.5	122	21	0.0	0.0	0.0
Sunday, July 28, 2013	12:50	0:10	41	63	40	29	52	3.7	133	22	0.0	1.7	0.0
Sunday, July 28, 2013	13:00	0:10	36	49	40	29	60	4.0	126	22	0.0	0.0	0.0
Sunday, July 28, 2013	13:10	0:10	35	48	37	28	100	4.6	131	22	0.0	0.0	0.0
Sunday, July 28, 2013	13:20	0:10	37	53	38	26	194	5.4	106	21	0.0	0.0	0.0
Sunday, July 28, 2013	13:30	0:10	38	54	40	28	179	5.3	117	22	0.0	1.3	0.0
Sunday, July 28, 2013	13:40	0:10	47	66	45	32	338	6.3	109	22	0.0	0.9	0.0
Sunday, July 28, 2013	13:50	0:10	41	50	44	34	136	5.5	133	22	0.0	1.5	0.0
Sunday, July 28, 2013	14:00	0:10	41	56	44	35	-4	6.7	131	22	0.2	3.0	0.0
Sunday, July 28, 2013	14:10	0:10	39	52	40								

Table A-7: Location 6 Summer Compliance Evaluation

Date	Time	Duration	Leq	Lmax	L(10)	L(90)	WT W6	WT W6	Onsite Met	Onsite Met	Loc. 6	Loc. 6	Loc. 6
	Start Time	(min)	(dBA)	(dBA)	(dBA)	(dBA)	Output (kW)	HH WS (m/s)	WD @ 75m (degrees)	Temp. (°C)	Avg. WS @ 2m (m/s)	Gust WS @ 2m (m/s)	Precip. (mm)
Sunday, July 28, 2013	14:30	0:10	40	53	44	31	-4	6.1	130	22	0.0	0.0	0.0
Sunday, July 28, 2013	14:40	0:10	40	54	42	35	-4	6.6	131	22	0.0	0.0	0.0
Sunday, July 28, 2013	14:50	0:10	41	52	43	35	-3	7.0	128	22	0.0	0.2	0.0
Sunday, July 28, 2013	15:00	0:10	39	51	42	34	457	7.7	125	22	0.0	1.3	0.0
Sunday, July 28, 2013	15:10	0:10	42	54	45	36	570	7.7	109	21	0.0	1.3	0.0
Sunday, July 28, 2013	15:20	0:10	45	62	48	38	1113	9.6	109	21	0.2	2.6	0.0
Sunday, July 28, 2013	15:30	0:10	41	55	45	34	921	9.0	109	20	0.0	0.7	0.0
Sunday, July 28, 2013	15:40	0:10	42	64	45	35	466	9.5	107	20	0.0	1.3	0.0
Sunday, July 28, 2013	15:50	0:10	38	52	41	34	881	8.6	104	20	0.0	0.0	0.0
Sunday, July 28, 2013	16:00	0:10	41	51	44	35	988	9.3	106	19	0.0	0.0	0.0
Sunday, July 28, 2013	16:10	0:10	40	49	44	35	881	8.8	101	19	0.0	1.7	0.0
Sunday, July 28, 2013	16:20	0:10	43	55	49	32	946	9.1	101	18	0.0	0.2	0.0
Sunday, July 28, 2013	16:30	0:10	41	62	43	31	945	9.0	106	18	0.0	1.1	0.0
Sunday, July 28, 2013	16:40	0:10	37	46	41	30	1089	9.5	106	18	0.0	0.0	0.0
Sunday, July 28, 2013	16:50	0:10	39	57	42	31	831	8.4	103	18	0.0	0.0	0.0
Sunday, July 28, 2013	17:00	0:10	39	56	42	31	722	8.0	108	18	0.0	0.0	0.0
Sunday, July 28, 2013	17:10	0:10	34	50	36	30	698	8.1	114	18	0.0	0.0	0.0
Sunday, July 28, 2013	17:20	0:10	38	54	41	33	934	9.1	112	18	0.0	0.0	0.0
Sunday, July 28, 2013	17:30	0:10	34	41	37	31	871	8.6	111	18	0.0	0.0	0.0
Sunday, July 28, 2013	17:40	0:10	39	51	41	33	618	7.8	113	18	0.0	0.0	0.0
Sunday, July 28, 2013	17:50	0:10	40	50	43	32	734	8.2	113	18	0.0	0.0	0.0
Sunday, July 28, 2013	18:00	0:10	40	62	43	31	739	8.0	110	18	0.0	0.0	0.0
Sunday, July 28, 2013	18:10	0:10	38	49	39	34	640	7.8	114	18	0.0	0.0	0.0
Sunday, July 28, 2013	18:20	0:10	39	51	42	34	1203	9.8	113	17	0.0	0.0	0.0
Sunday, July 28, 2013	18:30	0:10	40	55	43	34	974	9.1	114	17	0.0	2.0	0.0
Sunday, July 28, 2013	18:40	0:10	40	58	42	33	896	8.8	115	17	0.0	0.2	0.0
Sunday, July 28, 2013	18:50	0:10	42	63	44	33	633	8.0	114	17	0.0	2.0	0.0
Sunday, July 28, 2013	19:00	0:10	38	49	43	32	385	6.6	107	17	0.0	0.6	0.0
Sunday, July 28, 2013	19:10	0:10	45	51	47	44	520	7.2	109	17	0.0	0.4	0.0
Sunday, July 28, 2013	19:20	0:10	40	52	43	36	632	7.7	108	17	0.0	0.0	0.0
Sunday, July 28, 2013	19:30	0:10	42	55	44	38	519	7.2	114	17	0.0	0.0	0.0
Sunday, July 28, 2013	19:40	0:10	45	53	48	41	603	7.6	116	17	0.0	0.0	0.3
Sunday, July 28, 2013	19:50	0:10	48	56	50	45	737	8.1	108	17	0.0	0.0	0.3
Sunday, July 28, 2013	20:00	0:10	50	57	52	46	914	8.7	108	17	0.0	0.0	0.3
Sunday, July 28, 2013	20:10	0:10	50	57	52	46	1009	8.9	108	17	0.0	0.0	0.3
Sunday, July 28, 2013	20:20	0:10	51	64	53	47	722	8.1	107	17	0.0	0.0	0.3
Sunday, July 28, 2013	20:30	0:10	54	59	56	52	739	8.2	109	17	0.0	0.0	0.8
Sunday, July 28, 2013	20:40	0:10	53	58	55	48	613	7.6	114	17	0.0	0.0	0.5
Sunday, July 28, 2013	20:50	0:10	45	53	48	41	913	8.7	107	17	0.0	0.0	0.0
Sunday, July 28, 2013	21:00	0:10	51	58	56	38	477	7.0	108	17	0.0	0.0	0.5
Sunday, July 28, 2013	21:10	0:10	51	56	54	46	466	7.0	111	17	0.0	0.0	0.3
Sunday, July 28, 2013	21:20	0:10	51	61	54	45	352	6.4	109	17	0.0	0.0	0.3
Sunday, July 28, 2013	21:30	0:10	52	56	54	49	401	6.6	107	17	0.0	0.0	0.5
Sunday, July 28, 2013	21:40	0:10	52	66	54	49	410	6.7	107	17	0.0	0.0	0.5
Sunday, July 28, 2013	21:50	0:10	47	63	49	39	368	6.6	107	17	0.0	0.0	0.0
Sunday, July 28, 2013	22:00	0:10	40	55	42	36	325	6.2	105	17	0.0	0.0	0.0
Sunday, July 28, 2013	22:10	0:10	36	44	39	33	378	6.8	109	17	0.0	0.0	0.0
Sunday, July 28, 2013	22:20	0:10	35	43	37	32	622	8.1	109	17	0.0	0.0	0.0
Sunday, July 28, 2013	22:30	0:10	37	51	40	33	263	7.0	108	17	0.0	0.0	0.0
Sunday, July 28, 2013	22:40	0:10	38	47	41	33	639	7.7	106	17	0.0	0.0	0.0
Sunday, July 28, 2013	22:50	0:10	37	58	39	32	369	6.6	108	17	0.0	0.0	0.0
Sunday, July 28, 2013	23:00	0:10	45	52	48	33	282	6.0	115	16	0.0	0.0	0.0
Sunday, July 28, 2013	23:10	0:10	39	48	41	35	286	6.1	118	16	0.0	0.0	0.3
Sunday, July 28, 2013	23:20	0:10	37	50	38	34	132	4.9	118	17	0.0	0.0	0.0
Sunday, July 28, 2013	23:30	0:10	36	47	37	32	67	4.2	121	17	0.0	0.0	0.0
Sunday, July 28, 2013	23:40	0:10	36	47	38	32	133	4.9	140	17	0.0	0.0	0.0
Sunday, July 28, 2013	23:50	0:10	37	48	39	32	305	6.4	135	17	0.0	0.0	0.0
Monday, July 29, 2013	0:00	0:10	37	48	40	33	339	6.5	137	16	0.0	0.0	0.0
Monday, July 29, 2013	0:10	0:10	33	40	35	29	319	6.2	140	16	0.0	0.0	0.0
Monday, July 29, 2013	0:20	0:10	33	43	36	30	268	6.1	145	16	0.0	0.0	0.0
Monday, July 29, 2013	0:30	0:10	34	43	36	31	244	6.0	153	16	0.0	0.0	0.0
Monday, July 29, 2013	0:40	0:10	33	42	35	30	177	5.3	148	16	0.0	0.0	0.0
Monday, July 29, 2013	0:50	0:10	35	46	36	31	181	5.4	153	16	0.0	0.0	0.0
Monday, July 29, 2013	1:00	0:10	37	49	40	34	202	5.5	156	16	0.0	0.0	0.0
Monday, July 29, 2013	1:10	0:10	39	48	42	35	297	6.2	144	17	0.0	0.0	0.0
Monday, July 29, 2013	1:20	0:10	37	48	39	34	239	5.9	144	16	0.0	0.0	0.0
Monday, July 29, 2013	1:30	0:10	36	46	38	32	193	5.6	142	16	0.0	0.0	0.0
Monday, July 29, 2013	1:40	0:10	35	48	36	31	195	5.6	140	16	0.0	0.0	0.0
Monday, July 29, 2013	1:50	0:10	33	45	35	31	159	5.3	147	16	0.0	0.0	0.0
Monday, July 29, 2013	2:00	0:10	32	43	34	30	-4	4.3	155	16	0.0	0.0	0.0
Monday, July 29, 2013	2:10	0:10	35	47	38	31	-4	3.8	165	16	0.0	0.0	0.0
Monday, July 29, 2013	2:20	0:10	37	55	39	31	-4	4.5	165	16	0.0	0.0	0.0
Monday, July 29, 2013	2:30	0:10	34	49	36	30	-4	4.5	166	16	0.0	0.0	0.0
Monday, July 29, 2013	2:40	0:10	32	40	34	29	-4	4.4	164	16	0.0	0.0	0.0
Monday, July 29, 2013	2:50	0:10	35	45	38	32	3	4.5	154	16	0.0	0.0	0.0
Monday, July 29, 2013	3:00	0:10	36	46	38	32	-5	4.3	167	16	0.0	0.0	0.0
Monday, July 29, 2013	3:10	0:10	39	45	42	33	-5	4.5	173	16	0.0	0.0	0.0
Monday, July 29, 2013	3:20	0:10	41	49	44	37	-5	3.8	180	16	0.0	0.0	0.0
Monday, July 29, 2013	3:30	0:10	39	47	41	37	-4	3.5	179	16	0.0	0.0	0.0
Monday, July 29, 2013	3:40	0:10	37	45	39	34	-4	3.7	175	16	0.0	0.0	0.3
Monday, July 29, 2013	3:50	0:10	36	48	38	33	-4	3.8	172	16	0.0	0.0	0.0
Monday, July 29, 2013	4:00	0:10	35	47	37	33	-1	4.0	166	16	0.0	0.0	0.0
Monday, July 29, 2013	4:10	0:10	33	46	36	30	-1	4.0	179	16	0.0	0.0	0.0
Monday, July 29, 2013	4:20	0:10	32	40	34	30	0	3.6	172	16	0.0	0.0	0.0
Monday, July 29, 2013	4:30	0:10	31	42	33	29	0	3.3	151	16	0.0	0.0	0.0
Monday, July 29, 2013	4:40	0:10	33	50	33	29	-1	2.8	160	16	0.0	0.0	0.0
Monday, July 29, 2013	4:50	0:10	32	44	34	29	0	3.2	159	16	0.0	0.0	0.0
Monday, July 29, 2013	5:00	0:10	38	56	41	31	-1	3.0	183	16	0.0	0.0	0.0
Monday, July 29, 2013	5:10	0:10	46	68	44	31	0	2.8	178	16	0.0	0.0	0.0
Monday, July 29, 2013	5:20	0:10	38	48	42	29	-1	2.6	169	16	0.0	0.0	0.0
Monday, July 29, 2013	5:30	0:10	39	56	42	29	-1	2.7	187	16	0.0	0.0	0.0
Monday, July 29, 2013	5:40	0:10	35	49	39	28	0	2.5	206	16	0.0	0.0	0.0
Monday, July 29, 2013	5:50	0:10	33	50	36	28	0	1.5	217	16	0.0	0.0	0.0
Monday, July 29, 2013	6:00	0:10	35	52	40	29	0	1.3	216	16	0.0	0.0	0.0
Monday, July 29, 2013	6:10	0:10	36	61	35	28	0	1.4	211	16	0.0	0.0	0.0
Monday, July 29, 2013	6:20	0:10	34	60	33	27	0	1.7	195	16	0.0	0.0	0.0
Monday, July 29, 2013	6:30	0:10	34	50	35	27	0	2.2	195	16	0.0	0.0	0.0
Monday, July 29, 2013	6:40	0:10	44	65	42	30	0	2.4	188	16	0.0		

Table A-7: Location 6 Summer Compliance Evaluation

Date	Time	Duration	Leq	Lmax	L(10)	L(90)	WT W6	WT W6	Onsite Met	Onsite Met	Loc. 6	Loc. 6	Loc. 6
	Start Time	(min)	(dBA)	(dBA)	(dBA)	(dBA)	Output (kW)	HH WS (m/s)	WD @ 75m (degrees)	Temp. (°C)	Avg. WS @ 2m (m/s)	Gust WS @ 2m (m/s)	Precip. (mm)
Monday, July 29, 2013	7:10	0:10	32	51	34	28	0	2.2	192	16	0.0	0.0	0.0
Monday, July 29, 2013	7:20	0:10	35	53	37	29	0	2.2	172	16	0.0	0.0	0.0
Monday, July 29, 2013	7:30	0:10	36	53	37	27	0	1.3	178	16	0.0	0.0	0.0
Monday, July 29, 2013	7:40	0:10	34	54	33	26	0	1.9	198	17	0.0	0.0	0.0
Monday, July 29, 2013	7:50	0:10	44	67	42	25	0	2.3	203	17	0.0	0.0	0.0
Monday, July 29, 2013	8:00	0:10	43	67	39	27	0	2.3	216	17	0.0	0.0	0.0
Monday, July 29, 2013	8:10	0:10	51	80	40	31	0	2.0	251	17	0.0	0.0	0.0
Monday, July 29, 2013	8:20	0:10	34	50	34	31	0	2.4	258	18	0.0	0.0	0.0
Monday, July 29, 2013	8:30	0:10	38	56	41	32	0	1.6	229	18	0.0	0.0	0.0
Monday, July 29, 2013	8:40	0:10	41	58	42	32	0	1.2	210	18	0.0	0.0	0.0
Monday, July 29, 2013	8:50	0:10	48	70	47	32	0	0.8	209	17	0.0	0.0	0.0
Monday, July 29, 2013	9:00	0:10	50	78	45	32	0	1.1	201	17	0.0	0.0	0.0
Monday, July 29, 2013	9:10	0:10	42	67	43	33	0	1.4	201	17	0.0	0.0	0.0
Monday, July 29, 2013	9:20	0:10	38	50	41	32	0	1.2	169	17	0.0	0.0	0.0
Monday, July 29, 2013	9:30	0:10	37	59	38	33	0	1.3	169	17	0.0	0.0	0.0
Monday, July 29, 2013	9:40	0:10	45	68	45	33	0	1.0	182	17	0.0	0.0	0.0
Monday, July 29, 2013	9:50	0:10	56	79	54	34	0	1.3	226	18	0.0	0.0	0.0
Monday, July 29, 2013	10:00	0:10	53	64	54	53	0	2.8	206	18	0.0	0.0	0.0
Monday, July 29, 2013	10:10	0:10	55	78	54	53	-1	2.6	183	18	0.0	0.0	0.0
Monday, July 29, 2013	10:20	0:10	55	74	54	53	0	2.1	165	18	0.0	0.0	0.0
Monday, July 29, 2013	10:30	0:10	40	60	41	33	-1	2.4	148	19	0.0	0.0	0.0
Monday, July 29, 2013	10:40	0:10	47	70	43	33	0	2.3	189	19	0.0	0.0	0.0
Monday, July 29, 2013	10:50	0:10	38	57	39	33	0	1.9	168	20	0.0	0.0	0.0
Monday, July 29, 2013	11:00	0:10	51	80	41	34	-1	2.2	174	20	0.0	0.0	0.0
Monday, July 29, 2013	11:10	0:10	39	57	41	33	0	2.1	172	20	0.0	0.0	0.0
Monday, July 29, 2013	11:20	0:10	37	61	38	33	0	3.0	167	20	0.0	0.0	0.0
Monday, July 29, 2013	11:30	0:10	35	53	35	31	-1	2.5	153	20	0.0	0.0	0.0
Monday, July 29, 2013	11:40	0:10	46	68	42	31	-1	3.1	161	20	0.0	0.0	0.0
Monday, July 29, 2013	11:50	0:10	51	80	47	31	0	3.1	161	21	0.0	0.0	0.0
Monday, July 29, 2013	12:00	0:10	36	55	36	24	-1	2.9	136	21	0.0	0.0	0.0
Monday, July 29, 2013	12:10	0:10	36	59	35	22	0	3.3	121	20	0.0	0.0	0.0
Monday, July 29, 2013	12:20	0:10	31	44	34	25	-1	2.5	127	20	0.0	0.6	0.0
Monday, July 29, 2013	12:30	0:10	43	75	41	28	0	2.4	146	21	0.0	0.0	0.0
Monday, July 29, 2013	12:40	0:10	35	55	35	26	-1	4.1	167	22	0.0	0.0	0.0
Monday, July 29, 2013	12:50	0:10	34	52	34	26	0	4.3	153	22	0.0	0.0	0.0
Monday, July 29, 2013	13:00	0:10	41	62	42	32	-1	4.4	155	22	0.0	0.0	0.0
Monday, July 29, 2013	13:10	0:10	37	60	39	32	-1	3.7	143	22	0.0	0.0	0.0
Monday, July 29, 2013	13:20	0:10	53	75	47	33	-1	4.3	151	21	0.0	0.0	0.0
Monday, July 29, 2013	13:30	0:10	51	81	41	33	-1	4.6	151	22	0.0	0.6	0.0
Monday, July 29, 2013	13:40	0:10	40	62	39	31	-1	4.5	149	22	0.0	0.0	0.0
Monday, July 29, 2013	13:50	0:10	39	61	38	28	-1	4.8	154	21	0.0	0.0	0.0
Monday, July 29, 2013	14:00	0:10	34	48	37	26	0	6.0	158	21	0.0	0.0	0.0
Monday, July 29, 2013	14:10	0:10	45	69	39	24	0	5.2	158	21	0.0	0.0	0.0
Monday, July 29, 2013	14:20	0:10	50	79	38	23	0	4.1	142	21	0.0	1.9	0.0
Monday, July 29, 2013	14:30	0:10	56	84	51	32	0	3.4	142	21	0.4	3.0	0.0
Monday, July 29, 2013	14:40	0:10	65	93	62	42	0	5.0	195	19	0.0	2.6	0.3
Monday, July 29, 2013	14:50	0:10	62	69	65	54	0	7.4	218	16	0.0	0.0	2.5
Monday, July 29, 2013	15:00	0:10	58	73	61	50	5	4.1	212	16	0.0	0.0	1.0
Monday, July 29, 2013	15:10	0:10	62	80	64	47	160	5.9	167	16	0.0	0.0	0.3
Monday, July 29, 2013	15:20	0:10	45	58	47	38	76	4.5	228	18	0.0	0.0	0.0
Monday, July 29, 2013	15:30	0:10	50	62	54	37	562	8.2	253	19	0.0	2.6	0.0
Monday, July 29, 2013	15:40	0:10	41	62	39	30	338	6.2	277	20	0.0	0.0	0.0
Monday, July 29, 2013	15:50	0:10	42	56	48	33	103	4.5	294	20	0.0	0.0	0.0
Monday, July 29, 2013	16:00	0:10	42	69	41	33	20	3.4	312	21	0.0	0.0	0.0
Monday, July 29, 2013	16:10	0:10	41	63	40	28	-2	2.5	312	21	0.0	0.0	0.0
Monday, July 29, 2013	16:20	0:10	35	60	34	27	-2	2.4	323	21	0.0	0.0	0.0
Monday, July 29, 2013	16:30	0:10	34	53	33	28	1	2.6	329	21	0.0	0.0	0.0
Monday, July 29, 2013	16:40	0:10	40	58	43	28	33	3.5	328	22	0.0	0.0	0.0
Monday, July 29, 2013	16:50	0:10	44	72	42	27	56	3.9	330	21	0.0	0.0	0.0
Monday, July 29, 2013	17:00	0:10	42	58	48	28	-3	2.6	358	20	0.0	0.0	0.0
Monday, July 29, 2013	17:10	0:10	32	51	34	28	-5	2.6	336	19	0.0	0.0	0.0
Monday, July 29, 2013	17:20	0:10	32	53	32	27	-4	2.6	343	19	0.0	0.0	0.0
Monday, July 29, 2013	17:30	0:10	44	70	49	27	-5	1.6	320	19	0.0	0.0	0.0
Monday, July 29, 2013	17:40	0:10	38	61	35	24	-5	2.0	315	20	0.0	0.0	0.0
Monday, July 29, 2013	17:50	0:10	35	52	33	25	-5	2.2	299	20	0.0	0.0	0.0
Monday, July 29, 2013	18:00	0:10	34	54	32	25	30	3.3	305	20	0.0	0.4	0.0
Monday, July 29, 2013	18:10	0:10	34	52	35	26	182	5.2	299	19	0.0	0.0	0.0
Monday, July 29, 2013	18:20	0:10	33	53	30	27	122	4.8	290	19	0.0	0.0	0.0
Monday, July 29, 2013	18:30	0:10	41	57	43	27	39	3.5	290	19	0.0	1.9	0.0
Monday, July 29, 2013	18:40	0:10	45	69	49	27	-5	2.4	286	19	0.0	0.7	0.0
Monday, July 29, 2013	18:50	0:10	44	57	48	24	-5	2.3	295	20	0.0	1.1	0.0
Monday, July 29, 2013	19:00	0:10	32	50	35	24	1	2.7	302	20	0.0	0.0	0.0
Monday, July 29, 2013	19:10	0:10	34	55	34	26	-5	2.2	298	20	0.0	0.0	0.0
Monday, July 29, 2013	19:20	0:10	37	58	36	24	-5	2.5	299	20	0.0	0.0	0.0
Monday, July 29, 2013	19:30	0:10	35	51	34	24	8	3.0	315	19	0.0	0.0	0.0
Monday, July 29, 2013	19:40	0:10	29	45	29	24	21	3.4	317	19	0.0	0.0	0.0
Monday, July 29, 2013	19:50	0:10	37	51	40	25	-5	2.6	312	19	0.0	0.0	0.0
Monday, July 29, 2013	20:00	0:10	26	50	27	23	-4	2.8	300	18	0.0	0.0	0.0
Monday, July 29, 2013	20:10	0:10	28	46	31	23	-3	2.7	289	18	0.0	0.0	0.0
Monday, July 29, 2013	20:20	0:10	33	52	37	23	91	4.4	280	17	0.0	0.0	0.0
Monday, July 29, 2013	20:30	0:10	33	57	36	24	143	4.9	276	17	0.0	0.0	0.0
Monday, July 29, 2013	20:40	0:10	31	51	32	24	207	5.5	277	16	0.0	0.0	0.0
Monday, July 29, 2013	20:50	0:10	31	49	32	25	253	5.8	279	16	0.0	0.0	0.0
Monday, July 29, 2013	21:00	0:10	31	47	31	25	455	7.1	275	16	0.0	0.0	0.0
Monday, July 29, 2013	21:10	0:10	32	51	31	28	492	7.2	273	16	0.0	0.0	0.0
Monday, July 29, 2013	21:20	0:10	41	56	44	27	589	7.7	272	16	0.0	0.0	0.0
Monday, July 29, 2013	21:30	0:10	30	40	31	27	708	8.1	274	16	0.0	0.0	0.0
Monday, July 29, 2013	21:40	0:10	28	34	30	25	543	7.5	277	16	0.0	0.0	0.0
Monday, July 29, 2013	21:50	0:10	25	33	26	25	444	6.9	279	16	0.0	0.0	0.0
Monday, July 29, 2013	22:00	0:10	27	35	29	26	370	6.5	278	16	0.0	0.0	0.0
Monday, July 29, 2013	22:10	0:10	30	37	32	28	312	6.3	277	16	0.0	0.0	0.0
Monday, July 29, 2013	22:20	0:10	28	44	29	25	240	5.7	280	16	0.0	0.0	0.0
Monday, July 29, 2013	22:30	0:10	35	55	30	24	311	6.2	282	16	0.0	0.0	0.0
Monday, July 29, 2013	22:40	0:10	34	54	34	24	281	5.8	288	15	0.0	0.0	0.0
Monday, July 29, 2013	22:50	0:10	32	43	34	25	137	4.6	291	15	0.0	0.0	0.0
Monday, July 29, 2013	23:00	0:10	30	35	32	25	192	5.3	297	15	0.0	0.0	0.0
Monday, July 29, 2013	23:10	0:10	28	36	32	23	224	5.5	303	16	0.0	0.0	0.0
Monday, July 29, 2013	23:20	0:10	26	40	28	23	343	6.2	301	16	0.0	0.0	0.0
Monday, July 29, 2013	23:30	0:											

Table A-7: Location 6 Summer Compliance Evaluation

Date	Time	Duration	Leq	Lmax	L(10)	L(90)	WT W6	WT W6	Onsite Met	Onsite Met	Loc. 6	Loc. 6	Loc. 6
	Start Time	(min)	(dBA)	(dBA)	(dBA)	(dBA)	Output (kW)	HH WS (m/s)	WD @ 75m (degrees)	Temp. (°C)	Avg. WS @ 2m (m/s)	Gust WS @ 2m (m/s)	Precip. (mm)
Monday, July 29, 2013	23:50	0:10	24	34	25	23	226	5.5	299	15	0.0	0.0	0.0
Tuesday, July 30, 2013	0:00	0:10	26	47	25	23	243	5.8	302	15	0.0	0.0	0.0
Tuesday, July 30, 2013	0:10	0:10	23	32	24	22	189	5.2	297	15	0.0	0.0	0.0
Tuesday, July 30, 2013	0:20	0:10	26	34	28	23	208	5.5	301	15	0.0	0.7	0.0
Tuesday, July 30, 2013	0:30	0:10	44	66	40	23	206	5.5	304	15	0.0	0.0	0.0
Tuesday, July 30, 2013	0:40	0:10	29	45	30	24	270	5.9	306	15	0.0	0.0	0.0
Tuesday, July 30, 2013	0:50	0:10	27	43	29	23	298	6.0	308	15	0.0	0.0	0.0
Tuesday, July 30, 2013	1:00	0:10	25	35	28	22	356	6.3	313	14	0.0	0.0	0.0
Tuesday, July 30, 2013	1:10	0:10	24	33	27	22	352	6.2	324	15	0.0	0.0	0.0
Tuesday, July 30, 2013	1:20	0:10	26	33	28	23	337	6.1	340	15	0.0	0.0	0.0
Tuesday, July 30, 2013	1:30	0:10	25	40	27	21	363	6.3	336	15	0.0	0.0	0.0
Tuesday, July 30, 2013	1:40	0:10	21	29	22	21	333	6.3	333	15	0.0	0.0	0.0
Tuesday, July 30, 2013	1:50	0:10	22	36	23	21	312	6.1	335	14	0.0	0.0	0.0
Tuesday, July 30, 2013	2:00	0:10	22	30	22	21	-3	6.1	335	14	0.0	0.0	0.0
Tuesday, July 30, 2013	2:10	0:10	22	31	23	21	-4	6.0	326	14	0.0	0.0	0.0
Tuesday, July 30, 2013	2:20	0:10	30	50	27	22	-4	6.5	320	14	0.0	0.7	0.0
Tuesday, July 30, 2013	2:30	0:10	22	29	23	21	-4	6.9	320	14	0.0	0.0	0.0
Tuesday, July 30, 2013	2:40	0:10	21	34	22	21	-4	5.9	315	14	0.0	0.0	0.0
Tuesday, July 30, 2013	2:50	0:10	21	29	22	21	-4	6.0	311	14	0.0	0.0	0.0
Tuesday, July 30, 2013	3:00	0:10	21	30	22	21	163	6.4	322	14	0.0	0.0	0.0
Tuesday, July 30, 2013	3:10	0:10	22	30	23	21	327	6.1	321	14	0.0	0.0	0.0
Tuesday, July 30, 2013	3:20	0:10	38	45	43	22	376	6.4	319	13	0.0	0.0	0.0
Tuesday, July 30, 2013	3:30	0:10	24	40	25	22	376	6.5	320	13	0.0	0.0	0.0
Tuesday, July 30, 2013	3:40	0:10	23	34	24	22	519	7.3	323	13	0.0	0.0	0.0
Tuesday, July 30, 2013	3:50	0:10	34	54	30	22	406	6.6	320	13	0.0	0.0	0.0
Tuesday, July 30, 2013	4:00	0:10	24	34	26	23	467	6.8	331	13	0.0	0.0	0.0
Tuesday, July 30, 2013	4:10	0:10	24	33	26	23	472	6.9	340	13	0.0	0.0	0.0
Tuesday, July 30, 2013	4:20	0:10	24	36	25	22	471	7.0	340	14	0.0	0.0	0.0
Tuesday, July 30, 2013	4:30	0:10	31	50	30	22	496	7.1	325	13	0.0	0.0	0.0
Tuesday, July 30, 2013	4:40	0:10	32	50	36	23	452	6.7	322	13	0.0	0.0	0.0
Tuesday, July 30, 2013	4:50	0:10	37	50	42	24	424	6.4	331	13	0.0	0.0	0.0
Tuesday, July 30, 2013	5:00	0:10	42	60	46	27	397	6.4	335	13	0.0	0.0	0.0
Tuesday, July 30, 2013	5:10	0:10	43	63	47	29	420	6.6	338	13	0.0	0.0	0.0
Tuesday, July 30, 2013	5:20	0:10	36	57	39	25	511	7.1	329	13	0.0	0.0	0.0
Tuesday, July 30, 2013	5:30	0:10	35	55	37	26	621	7.5	322	13	0.0	0.0	0.0
Tuesday, July 30, 2013	5:40	0:10	30	44	33	24	623	7.6	324	13	0.0	0.0	0.0
Tuesday, July 30, 2013	5:50	0:10	29	46	31	25	690	7.9	324	13	0.0	0.0	0.0
Tuesday, July 30, 2013	6:00	0:10	34	54	34	24	559	7.2	331	13	0.0	0.0	0.0
Tuesday, July 30, 2013	6:10	0:10	42	62	36	24	358	6.2	331	14	0.0	0.4	0.0
Tuesday, July 30, 2013	6:20	0:10	37	50	41	24	317	6.0	331	14	0.0	0.0	0.0
Tuesday, July 30, 2013	6:30	0:10	28	42	31	23	248	5.7	327	14	0.0	0.0	0.0
Tuesday, July 30, 2013	6:40	0:10	36	52	37	23	312	6.2	325	14	0.0	0.0	0.0
Tuesday, July 30, 2013	6:50	0:10	33	56	35	26	310	6.1	323	14	0.0	1.3	0.0
Tuesday, July 30, 2013	7:00	0:10	45	67	43	29	315	6.1	323	14	0.0	1.7	0.0
Tuesday, July 30, 2013	7:10	0:10	38	54	40	31	325	6.1	315	15	0.4	3.0	0.0
Tuesday, July 30, 2013	7:20	0:10	34	44	37	30	374	6.6	311	15	0.4	1.9	0.0
Tuesday, July 30, 2013	7:30	0:10	46	67	42	28	320	6.2	315	15	0.2	2.4	0.0
Tuesday, July 30, 2013	7:40	0:10	37	56	37	31	338	6.3	315	15	0.2	2.6	0.0
Tuesday, July 30, 2013	7:50	0:10	45	68	43	32	317	6.0	316	15	0.4	2.8	0.0
Tuesday, July 30, 2013	8:00	0:10	40	56	40	35	305	6.0	315	15	0.4	3.2	0.0
Tuesday, July 30, 2013	8:10	0:10	39	53	39	36	238	5.5	311	16	0.4	2.6	0.0
Tuesday, July 30, 2013	8:20	0:10	41	62	41	35	164	5.1	315	16	0.2	2.4	0.0
Tuesday, July 30, 2013	8:30	0:10	44	66	44	35	207	5.5	315	16	0.6	3.5	0.0
Tuesday, July 30, 2013	8:40	0:10	51	71	50	35	281	6.0	314	16	0.9	3.7	0.0
Tuesday, July 30, 2013	8:50	0:10	42	65	45	34	402	6.7	308	16	0.4	2.8	0.0
Tuesday, July 30, 2013	9:00	0:10	36	51	37	33	496	7.0	305	17	0.2	2.0	0.0
Tuesday, July 30, 2013	9:10	0:10	44	71	44	35	389	6.7	296	17	0.4	3.0	0.0
Tuesday, July 30, 2013	9:20	0:10	45	62	47	37	345	6.1	295	17	0.6	3.5	0.0
Tuesday, July 30, 2013	9:30	0:10	39	50	41	35	200	5.4	300	17	0.2	3.3	0.0
Tuesday, July 30, 2013	9:40	0:10	39	53	42	35	461	6.9	302	17	0.4	3.5	0.0
Tuesday, July 30, 2013	9:50	0:10	44	61	45	33	541	7.2	293	17	0.6	4.6	0.0
Tuesday, July 30, 2013	10:00	0:10	44	54	47	38	328	6.2	307	18	1.3	4.3	0.0
Tuesday, July 30, 2013	10:10	0:10	47	63	50	41	510	7.1	303	18	1.7	4.1	0.0
Tuesday, July 30, 2013	10:20	0:10	42	54	45	37	407	6.8	294	18	1.1	4.3	0.0
Tuesday, July 30, 2013	10:30	0:10	59	67	63	37	717	7.8	295	18	1.1	5.0	0.0
Tuesday, July 30, 2013	10:40	0:10	48	68	47	35	236	5.4	309	18	1.1	4.6	0.0
Tuesday, July 30, 2013	10:50	0:10	45	61	48	36	158	5.1	285	18	1.1	6.5	0.0
Tuesday, July 30, 2013	11:00	0:10	41	51	45	35	250	5.5	291	19	0.9	4.3	0.0
Tuesday, July 30, 2013	11:10	0:10	40	52	43	37	444	6.7	309	19	0.7	4.4	0.0
Tuesday, July 30, 2013	11:20	0:10	42	54	46	36	428	6.8	309	18	1.3	4.1	0.0
Tuesday, July 30, 2013	11:30	0:10	42	62	45	35	456	6.7	307	18	1.1	4.4	0.0
Tuesday, July 30, 2013	11:40	0:10	39	49	43	35	578	7.5	311	18	0.4	3.5	0.0
Tuesday, July 30, 2013	11:50	0:10	42	51	45	38	406	6.7	321	19	1.1	4.3	0.0
Tuesday, July 30, 2013	12:00	0:10	41	51	44	38	642	7.6	318	19	0.9	5.6	0.0
Tuesday, July 30, 2013	12:10	0:10	42	58	43	38	228	6.7	320	19	1.1	4.3	0.0
Tuesday, July 30, 2013	12:20	0:10	44	59	47	38	385	6.8	325	20	1.3	4.3	0.0
Tuesday, July 30, 2013	12:30	0:10	42	59	44	37	649	7.5	328	19	0.9	4.3	0.0
Tuesday, July 30, 2013	12:40	0:10	46	65	46	35	748	7.9	302	18	0.6	4.4	0.0
Tuesday, July 30, 2013	12:50	0:10	44	66	45	35	342	6.3	305	20	0.6	3.9	0.0
Tuesday, July 30, 2013	13:00	0:10	40	65	42	34	648	7.9	313	20	0.4	2.8	0.0
Tuesday, July 30, 2013	13:10	0:10	46	64	49	35	969	8.7	306	19	1.1	5.4	0.0
Tuesday, July 30, 2013	13:20	0:10	46	67	46	38	804	8.2	312	20	1.1	4.4	0.0
Tuesday, July 30, 2013	13:30	0:10	40	56	42	37	879	8.7	302	20	0.7	3.5	0.0
Tuesday, July 30, 2013	13:40	0:10	40	59	42	36	517	7.2	317	19	0.7	3.5	0.0
Tuesday, July 30, 2013	13:50	0:10	42	54	45	33	407	6.9	301	20	0.9	5.9	0.0
Tuesday, July 30, 2013	14:00	0:10	43	65	46	36	-4	8.1	302	21	0.6	4.8	0.0
Tuesday, July 30, 2013	14:10	0:10	44	57	49	36	-4	7.3	297	20	1.5	5.6	0.0
Tuesday, July 30, 2013	14:20	0:10	43	61	46	36	-4	7.3	294	20	0.7	4.4	0.0
Tuesday, July 30, 2013	14:30	0:10	41	63	41	35	-4	7.0	301	20	0.4	2.2	0.0
Tuesday, July 30, 2013	14:40	0:10	41	48	44	36	-4	8.0	311	21	0.7	4.3	0.0
Tuesday, July 30, 2013	14:50	0:10	44	71	44	34	-4	7.6	303	21	0.6	3.0	0.0
Tuesday, July 30, 2013	15:00	0:10	49	75	46	35	462	7.6	301	21	1.1	4.8	0.0
Tuesday, July 30, 2013	15:10	0:10	47	66	50	38	1210	9.8	319	21	1.1	4.4	0.0
Tuesday, July 30, 2013	15:20	0:10	43	67	46	35	669	7.8	307	21	0.7	3.2	0.0
Tuesday, July 30, 2013	15:30	0:10	38	53	41	35	146	6.6	303	21	0.4	2.8	0.0
Tuesday, July 30, 2013	15:40	0:10	40	56	43	34	-8	6.8	299	21	0.6	3.5	0.0
Tuesday, July 30, 2013	15:50	0:10	42	65	43	35	-5	6.8	297	21	0.9	3.5	0.0
Tuesday, July 30, 2013	16:00	0:10	41	61	43	34	-6	5.5	299				

Table A-7: Location 6 Summer Compliance Evaluation

Date	Time	Duration	Leq	Lmax	L(10)	L(90)	WT W6	WT W6	Onsite Met	Onsite Met	Loc. 6	Loc. 6	Loc. 6
	Start Time	(min)	(dBA)	(dBA)	(dBA)	(dBA)	Output (kW)	HH WS (m/s)	WD @ 75m (degrees)	Temp. (°C)	Avg. WS @ 2m (m/s)	Gust WS @ 2m (m/s)	Precip. (mm)
Tuesday, July 30, 2013	16:30	0:10	36	50	38	34	-3	7.8	310	21	0.4	3.2	0.0
Tuesday, July 30, 2013	16:40	0:10	48	71	49	37	-1	7.5	310	21	0.7	3.2	0.0
Tuesday, July 30, 2013	16:50	0:10	58	89	49	35	-2	7.4	298	21	0.6	4.4	0.0
Tuesday, July 30, 2013	17:00	0:10	43	66	45	36	-1	7.7	307	21	0.4	3.5	0.0
Tuesday, July 30, 2013	17:10	0:10	46	60	49	37	0	9.4	304	20	1.3	4.1	0.0
Tuesday, July 30, 2013	17:20	0:10	39	54	41	36	-4	10.0	309	20	0.7	2.8	0.0
Tuesday, July 30, 2013	17:30	0:10	41	58	43	35	-3	9.2	303	20	0.6	3.2	0.0
Tuesday, July 30, 2013	17:40	0:10	39	53	41	34	-5	7.8	309	20	0.4	3.3	0.0
Tuesday, July 30, 2013	17:50	0:10	41	57	43	35	-5	8.3	308	20	0.4	2.6	0.0
Tuesday, July 30, 2013	18:00	0:10	44	67	45	34	-5	6.9	304	19	0.2	2.6	0.0
Tuesday, July 30, 2013	18:10	0:10	39	60	41	33	-5	7.0	298	19	0.2	3.2	0.0
Tuesday, July 30, 2013	18:20	0:10	43	57	46	34	-2	6.9	301	19	0.7	3.5	0.0
Tuesday, July 30, 2013	18:30	0:10	47	77	46	33	0	6.5	303	19	0.2	2.8	0.0
Tuesday, July 30, 2013	18:40	0:10	37	62	39	32	0	6.1	307	19	0.0	1.5	0.0
Tuesday, July 30, 2013	18:50	0:10	41	65	44	33	0	6.4	306	18	0.0	0.4	0.0
Tuesday, July 30, 2013	19:00	0:10	40	56	43	33	-1	5.5	306	18	0.0	0.2	0.0
Tuesday, July 30, 2013	19:10	0:10	38	57	36	32	-1	4.9	306	18	0.0	0.0	0.0
Tuesday, July 30, 2013	19:20	0:10	40	59	38	30	0	5.2	303	18	0.0	0.0	0.0
Tuesday, July 30, 2013	19:30	0:10	36	59	35	30	0	5.9	303	17	0.0	0.0	0.0
Tuesday, July 30, 2013	19:40	0:10	32	44	34	30	0	6.5	308	17	0.0	0.0	0.0
Tuesday, July 30, 2013	19:50	0:10	33	46	35	31	0	6.8	307	17	0.0	0.0	0.0
Tuesday, July 30, 2013	20:00	0:10	45	72	40	30	0	6.5	309	17	0.0	0.0	0.0
Tuesday, July 30, 2013	20:10	0:10	37	57	36	29	0	6.0	308	16	0.0	0.0	0.0
Tuesday, July 30, 2013	20:20	0:10	33	51	33	29	-1	5.6	307	16	0.0	0.0	0.0
Tuesday, July 30, 2013	20:30	0:10	41	58	43	33	0	5.0	308	16	0.0	0.0	0.0
Tuesday, July 30, 2013	20:40	0:10	40	64	42	23	-1	4.8	306	16	0.0	0.0	0.0
Tuesday, July 30, 2013	20:50	0:10	44	68	35	23	0	4.6	302	16	0.0	0.0	0.0
Tuesday, July 30, 2013	21:00	0:10	43	61	40	23	0	4.5	302	16	0.0	0.0	0.0
Tuesday, July 30, 2013	21:10	0:10	38	56	43	24	0	4.4	303	15	0.0	0.0	0.0
Tuesday, July 30, 2013	21:20	0:10	41	65	43	25	0	4.1	303	15	0.0	0.0	0.0
Tuesday, July 30, 2013	21:30	0:10	41	69	41	26	0	4.5	300	15	0.0	0.0	0.0
Tuesday, July 30, 2013	21:40	0:10	41	63	41	25	0	4.8	299	15	0.0	0.0	0.0
Tuesday, July 30, 2013	21:50	0:10	30	47	32	24	-1	4.8	302	15	0.0	0.0	0.0
Tuesday, July 30, 2013	22:00	0:10	29	48	30	24	0	4.9	305	15	0.0	0.0	0.0
Tuesday, July 30, 2013	22:10	0:10	41	68	32	24	0	4.9	310	15	0.0	0.0	0.0
Tuesday, July 30, 2013	22:20	0:10	37	58	32	24	0	4.8	310	15	0.0	0.0	0.0
Tuesday, July 30, 2013	22:30	0:10	33	50	34	24	-1	4.2	308	15	0.0	0.0	0.0
Tuesday, July 30, 2013	22:40	0:10	29	42	33	24	-1	3.6	309	16	0.0	0.0	0.0
Tuesday, July 30, 2013	22:50	0:10	32	51	31	25	0	3.5	309	16	0.0	0.0	0.0
Tuesday, July 30, 2013	23:00	0:10	34	56	34	22	0	3.7	310	16	0.0	0.0	0.0
Tuesday, July 30, 2013	23:10	0:10	32	52	35	22	-1	4.0	307	15	0.0	0.0	0.0
Tuesday, July 30, 2013	23:20	0:10	42	70	38	22	-1	4.0	301	15	0.0	0.0	0.0
Tuesday, July 30, 2013	23:30	0:10	32	52	30	21	-1	4.2	296	15	0.0	0.0	0.0
Tuesday, July 30, 2013	23:40	0:10	41	67	41	21	0	4.5	298	15	0.0	0.0	0.0
Tuesday, July 30, 2013	23:50	0:10	39	62	40	21	-1	4.2	301	15	0.0	0.0	0.0
Wednesday, July 31, 2013	0:00	0:10	30	52	30	22	0	3.7	298	15	0.0	0.0	0.0
Wednesday, July 31, 2013	0:10	0:10	29	55	30	22	-1	3.6	300	15	0.0	0.0	0.0
Wednesday, July 31, 2013	0:20	0:10	42	70	37	22	0	3.6	303	15	0.0	0.0	0.0
Wednesday, July 31, 2013	0:30	0:10	34	54	32	21	-1	3.5	303	15	0.0	0.0	0.0
Wednesday, July 31, 2013	0:40	0:10	42	58	43	25	0	4.5	311	15	0.0	0.0	0.0
Wednesday, July 31, 2013	0:50	0:10	41	68	43	21	0	5.4	306	14	0.0	0.0	0.0
Wednesday, July 31, 2013	1:00	0:10	38	54	38	21	-1	5.8	310	14	0.0	0.0	0.0
Wednesday, July 31, 2013	1:10	0:10	23	44	22	21	-1	6.1	309	15	0.0	0.0	0.0
Wednesday, July 31, 2013	1:20	0:10	22	34	23	21	0	5.8	312	15	0.0	0.0	0.0
Wednesday, July 31, 2013	1:30	0:10	22	41	23	20	0	5.2	313	14	0.0	0.0	0.0
Wednesday, July 31, 2013	1:40	0:10	23	40	24	21	0	4.9	312	14	0.0	0.0	0.0
Wednesday, July 31, 2013	1:50	0:10	25	44	26	20	-1	5.2	307	14	0.0	0.0	0.0
Wednesday, July 31, 2013	2:00	0:10	28	59	25	20	-1	5.6	307	14	0.0	0.0	0.0
Wednesday, July 31, 2013	2:10	0:10	41	63	38	20	0	7.3	306	14	0.0	0.0	0.0
Wednesday, July 31, 2013	2:20	0:10	28	61	22	20	0	8.3	306	14	0.0	0.0	0.0
Wednesday, July 31, 2013	2:30	0:10	21	40	21	20	-1	8.2	304	14	0.0	0.0	0.0
Wednesday, July 31, 2013	2:40	0:10	28	48	25	20	-1	7.7	303	14	0.0	0.0	0.0
Wednesday, July 31, 2013	2:50	0:10	22	41	23	20	0	7.5	306	14	0.0	0.0	0.0
Wednesday, July 31, 2013	3:00	0:10	23	34	25	21	0	8.0	309	14	0.0	0.0	0.0
Wednesday, July 31, 2013	3:10	0:10	25	40	27	21	-1	8.2	312	14	0.0	0.0	0.0
Wednesday, July 31, 2013	3:20	0:10	22	31	22	21	-1	8.4	310	13	0.0	0.0	0.0
Wednesday, July 31, 2013	3:30	0:10	23	39	23	20	-1	7.9	312	13	0.0	0.0	0.0
Wednesday, July 31, 2013	3:40	0:10	20	29	21	19	-1	7.7	312	13	0.0	0.0	0.0
Wednesday, July 31, 2013	3:50	0:10	21	36	22	19	0	7.4	310	13	0.0	0.0	0.0
Wednesday, July 31, 2013	4:00	0:10	21	34	22	20	-1	7.5	313	13	0.0	0.0	0.0
Wednesday, July 31, 2013	4:10	0:10	21	31	21	20	-1	7.8	313	13	0.0	0.0	0.0
Wednesday, July 31, 2013	4:20	0:10	22	39	23	21	0	8.5	315	13	0.0	0.0	0.0
Wednesday, July 31, 2013	4:30	0:10	36	57	40	22	0	8.5	312	13	0.0	0.0	0.0
Wednesday, July 31, 2013	4:40	0:10	37	57	41	24	-1	8.3	316	13	0.0	0.0	0.0
Wednesday, July 31, 2013	4:50	0:10	44	66	48	27	0	7.8	316	13	0.0	0.0	0.0
Wednesday, July 31, 2013	5:00	0:10	40	56	44	27	0	7.4	315	13	0.0	0.0	0.0
Wednesday, July 31, 2013	5:10	0:10	40	55	43	24	0	7.9	312	13	0.0	0.0	0.0
Wednesday, July 31, 2013	5:20	0:10	32	51	36	23	0	7.9	311	13	0.0	0.0	0.0
Wednesday, July 31, 2013	5:30	0:10	32	51	32	22	-1	7.8	310	13	0.0	0.0	0.0
Wednesday, July 31, 2013	5:40	0:10	29	50	29	21	0	7.4	314	13	0.0	0.0	0.0
Wednesday, July 31, 2013	5:50	0:10	26	48	28	22	0	7.3	316	13	0.0	0.0	0.0
Wednesday, July 31, 2013	6:00	0:10	43	68	38	23	-1	7.3	329	13	0.0	0.0	0.0
Wednesday, July 31, 2013	6:10	0:10	35	54	37	23	0	6.7	331	13	0.0	0.0	0.0
Wednesday, July 31, 2013	6:20	0:10	32	46	33	24	0	6.8	328	13	0.0	0.2	0.0
Wednesday, July 31, 2013	6:30	0:10	37	52	41	25	0	6.3	329	14	0.0	0.0	0.0
Wednesday, July 31, 2013	6:40	0:10	35	49	38	26	0	5.6	337	14	0.0	0.0	0.0
Wednesday, July 31, 2013	6:50	0:10	37	66	36	26	0	4.7	330	14	0.0	0.0	0.0
Wednesday, July 31, 2013	7:00	0:10	38	59	41	28	-1	4.6	332	14	0.0	0.0	0.0
Wednesday, July 31, 2013	7:10	0:10	37	55	40	24	0	5.0	333	15	0.0	0.0	0.0
Wednesday, July 31, 2013	7:20	0:10	39	58	41	25	27	5.5	341	15	0.0	0.0	0.0
Wednesday, July 31, 2013	7:30	0:10	36	53	38	26	41	5.0	335	16	0.0	0.0	0.0
Wednesday, July 31, 2013	7:40	0:10	40	63	39	27	-4	4.0	331	16	0.0	0.0	0.0
Wednesday, July 31, 2013	7:50	0:10	34	55	37	25	7	3.8	338	16	0.0	0.0	0.0
Wednesday, July 31, 2013	8:00	0:10	41	67	42	26	-5	2.9	340	17	0.0	0.2	0.0
Wednesday, July 31, 2013	8:10	0:10	37	54	40	33	-4	1.9	342	17	0.0	0.0	0.0
Wednesday, July 31, 2013	8:20	0:10	38	55	38	32	-4	2.0	327	17	0.0	0.0	0.0
Wednesday, July 31, 2013	8:30	0:10	37	54	41	32	-4	2.3	325	17	0.0	0.0	0.0
Wednesday, July 31, 2013	8:40	0:10	41	59	40	32	-5	2.8	298	18	0.0	1.3	0.0
Wednesday, July 31, 2013	8:50	0:10	46	68	45	32	-5	3.3	289	18	0.0	0.7	0.0

Table A-7: Location 6 Summer Compliance Evaluation

Date	Time	Duration	Leq	Lmax	L(10)	L(90)	WT W6	WT W6	Onsite Met	Onsite Met	Loc. 6	Loc. 6	Loc. 6
	Start Time	(min)	(dBA)	(dBA)	(dBA)	(dBA)	Output (kW)	HH WS (m/s)	WD @ 75m (degrees)	Temp. (°C)	Avg. WS @ 2m (m/s)	Gust WS @ 2m (m/s)	Precip. (mm)
Wednesday, July 31, 2013	9:10	0:10	47	61	51	32	-1	3.5	304	19	0.2	2.4	0.0
Wednesday, July 31, 2013	9:20	0:10	38	55	40	32	0	3.5	341	18	0.0	1.3	0.0
Wednesday, July 31, 2013	9:30	0:10	58	79	44	33	0	2.9	9	18	0.0	1.7	0.0
Wednesday, July 31, 2013	9:40	0:10	47	64	53	34	-2	3.5	345	18	0.2	2.6	0.0
Wednesday, July 31, 2013	9:50	0:10	56	78	56	53	-3	2.7	323	18	0.2	2.4	0.0
Wednesday, July 31, 2013	10:00	0:10	54	59	54	53	-5	2.5	318	19	0.4	2.6	0.0
Wednesday, July 31, 2013	10:10	0:10	53	64	54	36	1	3.1	319	19	0.2	2.8	0.0
Wednesday, July 31, 2013	10:20	0:10	44	58	46	32	-5	2.8	324	20	0.0	1.5	0.0
Wednesday, July 31, 2013	10:30	0:10	45	60	47	32	-4	2.3	342	19	0.0	1.1	0.0
Wednesday, July 31, 2013	10:40	0:10	48	61	52	32	-4	2.5	313	20	0.0	0.0	0.0
Wednesday, July 31, 2013	10:50	0:10	52	64	58	33	-5	2.9	307	20	0.0	0.4	0.0
Wednesday, July 31, 2013	11:00	0:10	51	67	57	33	-4	2.2	290	20	0.0	1.7	0.0
Wednesday, July 31, 2013	11:10	0:10	49	60	56	32	-4	2.7	313	20	0.0	0.0	0.0
Wednesday, July 31, 2013	11:20	0:10	46	59	49	31	-1	2.7	307	20	0.0	1.3	0.0
Wednesday, July 31, 2013	11:30	0:10	46	60	50	31	-1	3.2	291	20	0.2	1.5	0.0
Wednesday, July 31, 2013	11:40	0:10	38	57	36	31	-1	2.9	310	21	0.0	2.6	0.0
Wednesday, July 31, 2013	11:50	0:10	43	63	41	32	-1	3.3	292	20	0.2	2.4	0.0
Wednesday, July 31, 2013	12:00	0:10	39	56	41	32	-2	2.9	282	21	0.4	2.0	0.0
Wednesday, July 31, 2013	12:10	0:10	45	67	46	33	-1	3.3	310	21	0.2	2.2	0.0
Wednesday, July 31, 2013	12:20	0:10	50	65	57	33	-2	2.6	349	21	0.6	2.2	0.0
Wednesday, July 31, 2013	12:30	0:10	46	62	49	33	-2	2.1	292	21	0.2	2.2	0.0
Wednesday, July 31, 2013	12:40	0:10	47	65	52	32	-1	2.6	246	21	0.2	2.2	0.0
Wednesday, July 31, 2013	12:50	0:10	46	61	51	32	-1	3.2	285	22	0.2	1.9	0.0
Wednesday, July 31, 2013	13:00	0:10	42	59	42	32	-1	3.8	257	22	0.0	0.7	0.0
Wednesday, July 31, 2013	13:10	0:10	52	62	58	33	-1	3.6	265	23	0.6	2.6	0.0
Wednesday, July 31, 2013	13:20	0:10	43	66	46	33	-1	2.8	308	22	0.4	2.4	0.0
Wednesday, July 31, 2013	13:30	0:10	40	63	45	33	-1	2.6	296	21	0.2	2.2	0.0
Wednesday, July 31, 2013	13:40	0:10	50	61	56	32	-1	3.1	314	20	0.2	1.3	0.0
Wednesday, July 31, 2013	13:50	0:10	50	70	56	32	-1	4.2	324	20	0.0	0.4	0.0
Wednesday, July 31, 2013	14:00	0:10	50	70	56	32	0	3.0	271	21	0.0	0.0	0.0
Wednesday, July 31, 2013	14:10	0:10	45	60	42	32	0	3.5	269	21	0.0	1.9	0.0
Wednesday, July 31, 2013	14:20	0:10	46	70	42	31	-1	2.9	274	21	0.0	0.6	0.0
Wednesday, July 31, 2013	14:30	0:10	47	70	45	32	-1	2.8	270	22	0.0	0.2	0.0
Wednesday, July 31, 2013	14:40	0:10	46	61	49	33	0	3.1	282	23	0.0	0.0	0.0
Wednesday, July 31, 2013	14:50	0:10	46	64	49	34	-1	3.2	246	23	0.0	1.3	0.0
Wednesday, July 31, 2013	15:00	0:10	38	62	38	32	-1	2.5	258	24	0.0	1.5	0.0
Wednesday, July 31, 2013	15:10	0:10	47	67	43	32	-1	2.8	299	23	0.4	3.2	0.0
Wednesday, July 31, 2013	15:20	0:10	36	50	39	33	-2	3.6	278	23	0.2	1.9	0.0
Wednesday, July 31, 2013	15:30	0:10	36	58	37	33	0	3.1	272	23	0.2	1.9	0.0
Wednesday, July 31, 2013	15:40	0:10	38	50	40	35	0	2.2	296	23	0.4	3.0	0.0
Wednesday, July 31, 2013	15:50	0:10	37	52	38	34	0	1.8	343	23	0.4	2.0	0.0
Wednesday, July 31, 2013	16:00	0:10	39	57	42	34	-1	3.2	342	23	0.4	2.4	0.0
Wednesday, July 31, 2013	16:10	0:10	36	51	37	31	-1	2.7	330	23	0.2	2.6	0.0
Wednesday, July 31, 2013	16:20	0:10	42	58	43	31	-5	1.6	333	22	0.0	0.0	0.0
Wednesday, July 31, 2013	16:30	0:10	35	49	37	31	-4	1.7	304	22	0.0	0.7	0.0
Wednesday, July 31, 2013	16:40	0:10	40	59	43	32	-5	1.2	311	23	0.0	0.0	0.0
Wednesday, July 31, 2013	16:50	0:10	42	70	44	30	-4	1.1	294	22	0.0	0.0	0.0
Wednesday, July 31, 2013	17:00	0:10	41	59	45	31	-4	1.3	287	23	0.0	1.5	0.0
Wednesday, July 31, 2013	17:10	0:10	42	68	45	29	-4	2.4	279	23	0.0	0.4	0.0
Wednesday, July 31, 2013	17:20	0:10	36	49	40	30	0	3.2	258	23	0.0	0.6	0.0
Wednesday, July 31, 2013	17:30	0:10	39	60	41	31	-6	3.0	240	23	0.2	2.0	0.0
Wednesday, July 31, 2013	17:40	0:10	36	50	39	29	17	3.4	259	23	0.0	0.2	0.0
Wednesday, July 31, 2013	17:50	0:10	46	75	47	28	4	3.3	241	23	0.0	0.0	0.0
Wednesday, July 31, 2013	18:00	0:10	45	65	43	28	-5	3.0	238	22	0.0	0.0	0.0
Wednesday, July 31, 2013	18:10	0:10	36	52	38	27	-4	3.1	227	22	0.0	0.0	0.0
Wednesday, July 31, 2013	18:20	0:10	31	47	31	26	-6	3.4	230	21	0.0	0.0	0.0
Wednesday, July 31, 2013	18:30	0:10	33	50	32	27	1	3.0	217	20	0.0	0.0	0.0
Wednesday, July 31, 2013	18:40	0:10	37	55	39	25	-5	2.1	204	20	0.0	0.0	0.0
Wednesday, July 31, 2013	18:50	0:10	55	81	52	32	-9	2.8	198	20	0.0	0.0	0.0
Wednesday, July 31, 2013	19:00	0:10	41	70	43	25	-4	2.9	195	21	0.0	0.0	0.0
Wednesday, July 31, 2013	19:10	0:10	40	54	44	27	-5	2.3	215	20	0.0	0.0	0.0
Wednesday, July 31, 2013	19:20	0:10	35	52	39	27	-5	2.1	198	20	0.0	0.0	0.0
Wednesday, July 31, 2013	19:30	0:10	36	56	39	26	-8	2.8	198	19	0.0	0.0	0.0
Wednesday, July 31, 2013	19:40	0:10	25	38	27	23	-6	2.6	190	18	0.0	0.0	0.0
Wednesday, July 31, 2013	19:50	0:10	31	51	31	23	-6	2.5	177	18	0.0	0.0	0.0
Wednesday, July 31, 2013	20:00	0:10	30	49	29	23	-5	2.2	171	18	0.0	0.0	0.0
Wednesday, July 31, 2013	20:10	0:10	30	51	34	22	-5	2.4	162	18	0.0	0.0	0.0
Wednesday, July 31, 2013	20:20	0:10	38	59	40	24	-5	2.8	164	17	0.0	0.0	0.0
Wednesday, July 31, 2013	20:30	0:10	40	57	45	23	-7	2.4	167	17	0.0	0.0	0.0
Wednesday, July 31, 2013	20:40	0:10	45	68	49	23	18	3.3	171	17	0.0	0.0	0.0
Wednesday, July 31, 2013	20:50	0:10	31	51	30	24	35	3.7	174	17	0.0	0.0	0.0
Wednesday, July 31, 2013	21:00	0:10	32	53	31	27	28	3.5	174	17	0.0	0.0	0.0
Wednesday, July 31, 2013	21:10	0:10	31	57	30	27	26	3.3	175	17	0.0	0.0	0.0
Wednesday, July 31, 2013	21:20	0:10	34	53	34	24	-8	2.2	177	17	0.0	0.0	0.0
Wednesday, July 31, 2013	21:30	0:10	33	51	33	24	-5	2.1	177	17	0.0	0.0	0.0
Wednesday, July 31, 2013	21:40	0:10	31	49	32	24	-5	2.2	177	17	0.0	0.0	0.0
Wednesday, July 31, 2013	21:50	0:10	29	44	29	27	-5	1.9	178	17	0.0	0.0	0.0
Wednesday, July 31, 2013	22:00	0:10	24	31	25	24	-5	2.7	172	17	0.0	0.0	0.0
Wednesday, July 31, 2013	22:10	0:10	29	46	30	24	-5	2.2	178	17	0.0	0.0	0.0
Wednesday, July 31, 2013	22:20	0:10	25	34	27	24	-3	2.0	183	17	0.0	0.0	0.0
Wednesday, July 31, 2013	22:30	0:10	26	35	28	24	-1	2.2	189	16	0.0	0.0	0.0
Wednesday, July 31, 2013	22:40	0:10	27	38	28	24	0	1.6	188	16	0.0	0.0	0.0
Wednesday, July 31, 2013	22:50	0:10	33	47	35	27	-1	0.9	202	16	0.0	0.0	0.0
Wednesday, July 31, 2013	23:00	0:10	25	39	27	23	0	1.5	206	16	0.0	0.0	0.0
Wednesday, July 31, 2013	23:10	0:10	28	36	30	24	0	2.5	224	16	0.0	0.0	0.0
Wednesday, July 31, 2013	23:20	0:10	28	42	30	24	-1	1.5	225	16	0.0	0.0	0.0
Wednesday, July 31, 2013	23:30	0:10	32	52	32	22	0	1.6	216	16	0.0	0.0	0.0
Wednesday, July 31, 2013	23:40	0:10	26	39	29	23	0	1.5	215	16	0.0	0.0	0.0
Wednesday, July 31, 2013	23:50	0:10	30	35	33	23	0	1.6	218	16	0.0	0.0	0.0
Thursday, August 01, 2013	0:00	0:10	30	35	33	23	-1	2.0	223	16	0.0	0.0	0.0
Thursday, August 01, 2013	0:10	0:10	47	69	38	23	0	1.9	245	16	0.0	0.0	0.0
Thursday, August 01, 2013	0:20	0:10	27	38	31	22	-1	2.0	237	16	0.0	0.0	0.0
Thursday, August 01, 2013	0:30	0:10	34	53	34	22	-1	1.2	219	16	0.0	0.0	0.0
Thursday, August 01, 2013	0:40	0:10	22	30	24	21	-1	1.2	216	16	0.0	0.0	0.0
Thursday, August 01, 2013	0:50	0:10	29	47	29	22	-1	1.4	216	16	0.0	0.0	0.0
Thursday, August 01, 2013	1:00	0:10	23	32	25	22	-1	2.0	201	16	0.0	0.0	0.0
Thursday, August 01, 2013	1:10	0:10	27	34	29	22	-1	2.7	186	16	0.0	0.0	0.0
Thursday, August 01, 2013	1:20	0:10	26	52	29	22	0	1.9	177	16	0.0	0.0	0.0
Thursday, August 01, 2013	1:30	0:10	27	58	26	22	0	2.1	17				

Table A-7: Location 6 Summer Compliance Evaluation

Date	Time	Duration	Leq	Lmax	L(10)	L(90)	WT W6	WT W6	Onsite Met	Onsite Met	Loc. 6	Loc. 6	Loc. 6
	Start Time	(min)	(dBA)	(dBA)	(dBA)	(dBA)	Output (kW)	HH WS (m/s)	WD @ 75m (degrees)	Temp. (°C)	Avg. WS @ 2m (m/s)	Gust WS @ 2m (m/s)	Precip. (mm)
Thursday, August 01, 2013	1:50	0:10	25	52	23	20	-1	2.7	178	16	0.0	0.0	0.0
Thursday, August 01, 2013	2:00	0:10	26	46	27	20	0	2.7	179	16	0.0	0.0	0.0
Thursday, August 01, 2013	2:10	0:10	29	46	27	26	0	3.5	183	15	0.0	0.0	0.0
Thursday, August 01, 2013	2:20	0:10	28	35	31	26	0	2.7	191	15	0.0	0.0	0.0
Thursday, August 01, 2013	2:30	0:10	27	37	30	23	0	2.8	201	15	0.0	0.0	0.0
Thursday, August 01, 2013	2:40	0:10	37	45	43	21	0	1.9	202	15	0.0	0.0	0.0
Thursday, August 01, 2013	2:50	0:10	25	33	28	21	0	1.7	209	15	0.0	0.0	0.0
Thursday, August 01, 2013	3:00	0:10	23	32	26	20	-1	1.3	214	15	0.0	0.0	0.0
Thursday, August 01, 2013	3:10	0:10	27	37	29	21	-1	1.8	213	15	0.0	0.0	0.0
Thursday, August 01, 2013	3:20	0:10	24	37	27	20	0	2.2	224	15	0.0	0.0	0.0
Thursday, August 01, 2013	3:30	0:10	22	31	25	20	0	2.7	220	15	0.0	0.0	0.0
Thursday, August 01, 2013	3:40	0:10	24	31	28	20	0	3.3	211	15	0.0	0.0	0.0
Thursday, August 01, 2013	3:50	0:10	25	32	29	21	7	3.3	213	14	0.0	0.0	0.0
Thursday, August 01, 2013	4:00	0:10	25	31	28	19	-6	2.6	213	14	0.0	0.0	0.0
Thursday, August 01, 2013	4:10	0:10	24	32	28	20	-7	3.0	209	14	0.0	0.0	0.0
Thursday, August 01, 2013	4:20	0:10	27	39	29	19	0	3.3	202	15	0.0	0.0	0.0
Thursday, August 01, 2013	4:30	0:10	28	47	29	19	2	3.4	201	15	0.0	0.0	0.0
Thursday, August 01, 2013	4:40	0:10	36	52	40	20	-5	2.3	203	15	0.0	0.0	0.0
Thursday, August 01, 2013	4:50	0:10	40	53	44	27	-5	2.5	199	15	0.0	0.0	0.0
Thursday, August 01, 2013	5:00	0:10	39	50	43	28	-5	3.1	195	15	0.0	0.0	0.0
Thursday, August 01, 2013	5:10	0:10	42	55	47	23	-12	2.8	195	15	0.0	0.0	0.0
Thursday, August 01, 2013	5:20	0:10	32	49	36	21	-9	2.7	195	15	0.0	0.0	0.0
Thursday, August 01, 2013	5:30	0:10	30	50	28	20	-6	2.8	188	15	0.0	0.0	0.0
Thursday, August 01, 2013	5:40	0:10	53	76	36	19	-7	2.9	178	15	0.0	0.0	0.0
Thursday, August 01, 2013	5:50	0:10	35	61	36	21	0	3.1	173	15	0.0	0.0	0.0
Thursday, August 01, 2013	6:00	0:10	43	69	45	23	-2	3.0	178	14	0.0	0.0	0.0
Thursday, August 01, 2013	6:10	0:10	48	64	53	28	-10	2.9	172	15	0.0	0.0	0.0
Thursday, August 01, 2013	6:20	0:10	36	55	40	25	-6	2.9	163	15	0.0	0.0	0.0
Thursday, August 01, 2013	6:30	0:10	35	61	37	25	2	3.1	156	16	0.0	0.0	0.0
Thursday, August 01, 2013	6:40	0:10	32	57	32	24	11	3.3	154	16	0.0	0.0	0.0
Thursday, August 01, 2013	6:50	0:10	41	69	36	25	1	3.0	152	16	0.0	0.0	0.0
Thursday, August 01, 2013	7:00	0:10	45	65	49	28	-5	2.4	140	17	0.0	0.0	0.0
Thursday, August 01, 2013	7:10	0:10	45	58	50	37	-5	2.2	145	17	0.0	0.0	0.0
Thursday, August 01, 2013	7:20	0:10	45	70	45	37	-5	2.5	151	18	0.0	0.0	0.0
Thursday, August 01, 2013	7:30	0:10	46	59	52	36	-5	2.2	150	18	0.0	0.0	0.0
Thursday, August 01, 2013	7:40	0:10	46	57	52	36	-5	1.7	138	18	0.0	0.0	0.0
Thursday, August 01, 2013	7:50	0:10	43	57	45	35	-4	2.0	137	18	0.0	0.0	0.0
Thursday, August 01, 2013	8:00	0:10	44	64	47	37	-4	2.8	145	18	0.0	0.0	0.0
Thursday, August 01, 2013	8:10	0:10	45	71	47	38	-5	2.5	153	19	0.0	0.0	0.0
Thursday, August 01, 2013	8:20	0:10	42	55	45	37	14	3.3	152	19	0.0	0.0	0.0
Thursday, August 01, 2013	8:30	0:10	44	56	48	38	132	4.9	152	19	0.0	0.0	0.0
Thursday, August 01, 2013	8:40	0:10	44	64	45	37	143	4.8	156	19	0.0	0.0	0.0
Thursday, August 01, 2013	8:50	0:10	42	59	43	38	144	5.1	159	19	0.0	0.0	0.0
Thursday, August 01, 2013	9:00	0:10	42	53	43	39	180	5.3	157	19	0.0	0.0	0.0
Thursday, August 01, 2013	9:10	0:10	41	63	42	36	208	5.6	156	19	0.0	0.0	0.0
Thursday, August 01, 2013	9:20	0:10	46	68	44	37	175	5.1	146	19	0.0	0.0	0.0
Thursday, August 01, 2013	9:30	0:10	42	64	43	38	173	5.3	149	19	0.0	0.0	0.0
Thursday, August 01, 2013	9:40	0:10	41	53	43	38	115	4.6	148	19	0.0	0.0	0.0
Thursday, August 01, 2013	9:50	0:10	42	57	44	38	143	4.9	146	20	0.0	0.0	0.0
Thursday, August 01, 2013	10:00	0:10	47	70	47	38	126	4.8	144	20	0.0	0.0	0.0
Thursday, August 01, 2013	10:10	0:10	47	59	52	38	149	5.0	147	20	0.0	0.2	0.0
Thursday, August 01, 2013	10:20	0:10	46	57	50	40	200	5.5	151	20	0.0	1.1	0.0
Thursday, August 01, 2013	10:30	0:10	47	54	49	44	267	6.0	156	20	0.2	1.7	0.0
Thursday, August 01, 2013	10:40	0:10	50	72	49	44	436	6.8	153	20	0.2	1.9	0.0
Thursday, August 01, 2013	10:50	0:10	46	59	48	42	632	7.8	156	20	0.0	1.3	0.0
Thursday, August 01, 2013	11:00	0:10	46	71	49	40	642	8.0	154	21	0.2	2.0	0.0
Thursday, August 01, 2013	11:10	0:10	47	62	50	43	593	7.6	150	21	0.0	1.1	0.0
Thursday, August 01, 2013	11:20	0:10	48	59	52	43	680	8.3	151	21	0.0	0.4	0.0
Thursday, August 01, 2013	11:30	0:10	48	64	50	44	1109	9.7	149	21	0.2	2.4	0.0
Thursday, August 01, 2013	11:40	0:10	50	66	53	44	916	8.9	152	21	0.2	2.2	0.0
Thursday, August 01, 2013	11:50	0:10	50	60	54	44	852	8.8	154	22	0.0	1.7	0.0
Thursday, August 01, 2013	12:00	0:10	47	57	49	44	689	8.1	158	22	0.0	1.1	0.0
Thursday, August 01, 2013	12:10	0:10	46	55	49	41	817	8.9	153	22	0.2	2.2	0.0
Thursday, August 01, 2013	12:20	0:10	45	60	47	41	937	8.8	151	22	0.2	2.4	0.0
Thursday, August 01, 2013	12:30	0:10	49	71	51	44	1080	9.5	153	22	0.4	2.0	0.0
Thursday, August 01, 2013	12:40	0:10	49	68	52	44	749	8.6	148	23	0.4	2.2	0.0
Thursday, August 01, 2013	12:50	0:10	51	77	52	43	611	7.8	156	22	0.2	2.4	0.0
Thursday, August 01, 2013	13:00	0:10	52	72	55	45	692	8.3	153	22	0.4	2.2	0.0
Thursday, August 01, 2013	13:10	0:10	52	70	55	44	703	8.3	153	22	0.0	2.0	0.0
Thursday, August 01, 2013	13:20	0:02	54	72	59	46	850	8.8	155	22	0.0	1.5	0.0
Thursday, August 01, 2013	13:30						844	8.6	156	22	0.4	3.5	0.0
Thursday, August 01, 2013	13:40						1282	10.1	158	21	0.2	2.2	0.0
Thursday, August 01, 2013	13:50	0:10	45	63	48	39	604	8.1	155	22	0.2	1.9	0.0
Thursday, August 01, 2013	14:00	0:10	56	82	56	42	-4	7.9	157	22	0.0	0.9	0.0
Thursday, August 01, 2013	14:10	0:10	56	61	56	55	-4	8.0	156	22	0.2	1.7	0.0
Thursday, August 01, 2013	14:20	0:10	56	73	56	55	-4	7.8	156	21	0.2	2.2	0.0
Thursday, August 01, 2013	14:30	0:10	54	72	58	38	-4	8.0	157	22	0.2	2.6	0.0
Thursday, August 01, 2013	14:40	0:10	47	60	50	38	-4	9.9	159	22	0.2	1.9	0.0
Thursday, August 01, 2013	14:50	0:10	46	58	49	41	-3	10.4	163	22	0.0	1.5	0.0
Thursday, August 01, 2013	15:00	0:10	42	48	44	37	911	9.8	161	21	0.0	1.1	0.0
Thursday, August 01, 2013	15:10	0:10	41	65	43	35	812	8.4	159	20	0.0	1.9	0.0
Thursday, August 01, 2013	15:20	0:10	38	61	38	34	604	7.6	160	20	0.0	0.0	0.0
Thursday, August 01, 2013	15:30	0:10	37	57	38	33	931	9.0	160	20	0.0	0.0	0.0
Thursday, August 01, 2013	15:40	0:10	39	54	42	34	1046	9.1	160	20	0.0	0.0	0.0
Thursday, August 01, 2013	15:50	0:10	42	62	41	33	916	8.7	159	19	0.0	0.0	0.0
Thursday, August 01, 2013	16:00	0:10	44	61	47	34	855	8.7	165	19	0.0	0.0	0.0
Thursday, August 01, 2013	16:10	0:10	46	53	49	39	1152	9.7	167	19	0.0	0.0	0.3
Thursday, August 01, 2013	16:20	0:10	44	53	48	39	1453	10.7	171	18	0.0	0.0	0.0
Thursday, August 01, 2013	16:30	0:10	50	59	53	44	1576	11.0	168	17	0.0	0.0	0.5
Thursday, August 01, 2013	16:40	0:10	56	61	58	53	1281	9.9	172	17	0.0	0.0	1.0
Thursday, August 01, 2013	16:50	0:10	54	59	57	49	1132	9.3	182	16	0.0	0.0	0.5
Thursday, August 01, 2013	17:00	0:10	46	55	48	43	734	8.2	181	16	0.0	0.0	0.3
Thursday, August 01, 2013	17:10	0:10	43	57	45	40	478	7.0	180	16	0.0	0.0	0.0
Thursday, August 01, 2013	17:20	0:10	45	54	47	42	222	5.6	177	16	0.0	0.0	0.3
Thursday, August 01, 2013	17:30	0:10	48	56	50	46	51	3.7	176	16	0.0	0.0	0.0
Thursday, August 01, 2013	17:40	0:10	52	60	53	50	242	5.7	177	16	0.0	0.0	0.5
Thursday, August 01, 2013	17:50	0:10	51	59	52	49	252	5.6	173	16	0.0	0.0	0.5
Thursday, August 01, 2013	18:00	0:10	51	55	53	49	358	6.3	168	16	0.0	0.0	0.5
Thursday, August 01, 2013	18:10	0:10											

Table A-7: Location 6 Summer Compliance Evaluation

Date	Time	Duration	Leq	Lmax	L(10)	L(90)	WT W6	WT W6	Onsite Met	Onsite Met	Loc. 6	Loc. 6	Loc. 6
	Start Time	(min)	(dBA)	(dBA)	(dBA)	(dBA)	Output (kW)	HH WS (m/s)	WD @ 75m (degrees)	Temp. (°C)	Avg. WS @ 2m (m/s)	Gust WS @ 2m (m/s)	Precip. (mm)
Thursday, August 01, 2013	18:30	0:10	49	57	52	46	133	4.8	180	16	0.0	0.0	0.3
Thursday, August 01, 2013	18:40	0:10	50	54	52	49	274	5.6	173	16	0.0	0.0	0.5
Thursday, August 01, 2013	18:50	0:10	48	55	51	44	630	7.4	180	16	0.0	0.0	0.3
Thursday, August 01, 2013	19:00	0:10	43	58	44	38	232	5.6	178	16	0.0	0.0	0.0
Thursday, August 01, 2013	19:10	0:10	40	57	41	35	394	6.5	178	16	0.0	0.0	0.0
Thursday, August 01, 2013	19:20	0:10	40	53	42	34	447	6.8	182	16	0.0	0.0	0.0
Thursday, August 01, 2013	19:30	0:10	42	51	45	38	524	7.1	178	16	0.0	0.0	0.0
Thursday, August 01, 2013	19:40	0:10	42	53	45	37	516	7.1	182	16	0.0	0.0	0.0
Thursday, August 01, 2013	19:50	0:10	40	52	43	35	525	7.0	183	16	0.0	0.0	0.3
Thursday, August 01, 2013	20:00	0:10	41	52	44	35	1072	9.3	189	16	0.0	0.2	0.0
Thursday, August 01, 2013	20:10	0:10	41	52	44	35	1209	9.7	189	16	0.0	0.0	0.0
Thursday, August 01, 2013	20:20	0:10	36	45	38	32	691	7.7	184	16	0.0	0.0	0.0
Thursday, August 01, 2013	20:30	0:10	36	54	37	32	447	6.8	185	16	0.0	0.0	0.0
Thursday, August 01, 2013	20:40	0:10	40	48	44	33	862	8.7	188	16	0.0	0.0	0.0
Thursday, August 01, 2013	20:50	0:10	40	52	44	35	919	8.7	186	16	0.0	0.0	0.0
Thursday, August 01, 2013	21:00	0:10	37	47	39	34	604	7.4	186	16	0.0	0.0	0.0
Thursday, August 01, 2013	21:10	0:10	35	45	38	32	740	7.9	187	15	0.0	0.0	0.0
Thursday, August 01, 2013	21:20	0:10	35	49	36	31	302	5.8	187	15	0.0	0.0	0.0
Thursday, August 01, 2013	21:30	0:10	36	53	37	31	144	4.5	184	15	0.0	0.0	0.0
Thursday, August 01, 2013	21:40	0:10	34	43	36	31	51	3.9	189	15	0.0	0.0	0.0
Thursday, August 01, 2013	21:50	0:10	44	57	47	31	251	5.4	195	15	0.0	1.9	0.0
Thursday, August 01, 2013	22:00	0:10	34	42	36	31	86	6.0	197	15	0.0	0.0	0.0
Thursday, August 01, 2013	22:10	0:10	34	46	36	31	131	4.7	190	15	0.0	0.0	0.3
Thursday, August 01, 2013	22:20	0:10	38	42	40	33	34	3.9	185	15	0.0	0.0	0.0
Thursday, August 01, 2013	22:30	0:10	40	46	44	34	123	4.9	179	15	0.0	0.0	0.0
Thursday, August 01, 2013	22:40	0:10	37	46	39	34	114	4.7	179	15	0.0	0.0	0.0
Thursday, August 01, 2013	22:50	0:10	45	58	47	36	170	5.4	180	15	0.0	0.0	0.0
Thursday, August 01, 2013	23:00	0:10	45	54	48	41	282	5.9	186	15	0.0	0.0	0.3
Thursday, August 01, 2013	23:10	0:10	50	54	51	49	177	5.1	183	15	0.0	0.0	0.5
Thursday, August 01, 2013	23:20	0:10	48	52	50	45	307	6.1	186	15	0.0	0.0	0.3
Thursday, August 01, 2013	23:30	0:10	45	55	47	43	234	5.5	189	15	0.0	0.0	0.0
Thursday, August 01, 2013	23:40	0:10	44	49	45	43	204	5.6	184	15	0.0	0.0	0.3
Thursday, August 01, 2013	23:50	0:10	45	55	47	43	157	4.9	182	15	0.0	0.0	0.0
Friday, August 02, 2013	0:00	0:10	41	49	43	39	126	4.6	186	15	0.0	0.0	0.0
Friday, August 02, 2013	0:10	0:10	40	52	41	37	27	3.9	192	15	0.0	0.0	0.0
Friday, August 02, 2013	0:20	0:10	42	46	44	36	132	4.9	189	15	0.0	0.0	0.0
Friday, August 02, 2013	0:30	0:10	42	57	44	33	28	3.3	197	15	0.0	0.0	0.0
Friday, August 02, 2013	0:40	0:10	39	51	41	34	190	5.1	194	15	0.0	0.0	0.0
Friday, August 02, 2013	0:50	0:10	35	44	37	32	252	5.8	194	15	0.0	0.0	0.0
Friday, August 02, 2013	1:00	0:10	33	40	35	31	200	5.2	192	15	0.0	0.0	0.0
Friday, August 02, 2013	1:10	0:10	32	40	34	30	34	4.3	193	15	0.0	0.0	0.0
Friday, August 02, 2013	1:20	0:10	33	40	35	30	105	4.2	186	15	0.0	0.0	0.0
Friday, August 02, 2013	1:30	0:10	33	41	35	29	42	3.9	187	15	0.0	0.0	0.0
Friday, August 02, 2013	1:40	0:10	34	40	36	31	7	3.8	190	15	0.0	0.0	0.3
Friday, August 02, 2013	1:50	0:10	33	39	35	30	14	3.5	190	15	0.0	0.0	0.0
Friday, August 02, 2013	2:00	0:10	32	39	34	29	-4	2.7	193	15	0.0	0.0	0.0
Friday, August 02, 2013	2:10	0:10	31	41	33	28	-4	3.3	187	15	0.0	0.0	0.0
Friday, August 02, 2013	2:20	0:10	32	48	33	27	-4	3.9	187	15	0.0	0.0	0.0
Friday, August 02, 2013	2:30	0:10	31	43	33	29	-4	3.3	183	15	0.0	0.0	0.0
Friday, August 02, 2013	2:40	0:10	32	45	34	29	-4	3.3	186	15	0.0	0.0	0.0
Friday, August 02, 2013	2:50	0:10	32	40	35	29	-2	2.8	181	15	0.0	0.0	0.0
Friday, August 02, 2013	3:00	0:10	31	39	33	28	-2	2.6	175	15	0.0	0.0	0.0
Friday, August 02, 2013	3:10	0:10	31	43	33	28	1	2.8	175	15	0.0	0.0	0.0
Friday, August 02, 2013	3:20	0:10	31	42	33	27	17	3.0	181	15	0.0	0.0	0.0
Friday, August 02, 2013	3:30	0:10	31	41	34	27	-3	2.8	185	15	0.0	0.0	0.0
Friday, August 02, 2013	3:40	0:10	30	43	32	27	-1	2.7	189	15	0.0	0.0	0.0
Friday, August 02, 2013	3:50	0:10	30	38	32	27	10	3.2	197	15	0.0	0.0	0.0
Friday, August 02, 2013	4:00	0:10	31	39	32	28	-4	2.5	213	15	0.0	0.0	0.0
Friday, August 02, 2013	4:10	0:10	43	65	34	28	-4	2.1	238	15	0.0	0.0	0.0
Friday, August 02, 2013	4:20	0:10	31	41	33	28	-8	2.7	268	15	0.0	0.0	0.0
Friday, August 02, 2013	4:30	0:10	32	41	33	29	-4	2.5	278	15	0.0	0.0	0.0
Friday, August 02, 2013	4:40	0:10	34	49	33	28	-5	2.7	271	15	0.0	0.0	0.0
Friday, August 02, 2013	4:50	0:10	31	40	32	28	-5	3.1	282	15	0.0	0.0	0.0
Friday, August 02, 2013	5:00	0:10	35	48	40	28	-5	3.5	262	15	0.0	0.0	0.0
Friday, August 02, 2013	5:10	0:10	36	48	40	27	-4	2.3	261	15	0.0	0.0	0.0
Friday, August 02, 2013	5:20	0:10	41	60	44	27	-4	1.8	272	15	0.0	0.0	0.0
Friday, August 02, 2013	5:30	0:10	37	54	39	30	0	2.5	264	15	0.0	0.0	0.0
Friday, August 02, 2013	5:40	0:10	34	45	36	31	0	2.7	265	15	0.0	0.0	0.0
Friday, August 02, 2013	5:50	0:10	33	42	35	29	-1	3.4	266	15	0.0	0.0	0.0
Friday, August 02, 2013	6:00	0:10	30	39	32	27	-1	3.6	278	15	0.0	0.0	0.0
Friday, August 02, 2013	6:10	0:10	35	54	36	27	-1	2.9	307	15	0.0	0.0	0.0
Friday, August 02, 2013	6:20	0:10	34	48	37	27	0	2.3	326	15	0.0	0.0	0.0
Friday, August 02, 2013	6:30	0:10	32	48	33	27	-1	2.7	320	15	0.0	0.0	0.0
Friday, August 02, 2013	6:40	0:10	35	53	36	26	-1	3.6	276	15	0.0	0.0	0.0
Friday, August 02, 2013	6:50	0:10	35	54	34	27	-1	3.5	284	15	0.0	0.0	0.0
Friday, August 02, 2013	7:00	0:10	38	53	41	27	0	3.3	295	15	0.0	0.0	0.0
Friday, August 02, 2013	7:10	0:10	30	52	33	26	0	4.1	278	15	0.0	0.0	0.0
Friday, August 02, 2013	7:20	0:10	38	57	37	24	-1	4.5	282	15	0.0	0.0	0.0
Friday, August 02, 2013	7:30	0:10	34	54	34	25	-1	4.6	288	15	0.0	0.0	0.0
Friday, August 02, 2013	7:40	0:10	35	53	38	25	0	5.0	291	15	0.0	0.0	0.0
Friday, August 02, 2013	7:50	0:10	34	53	35	26	0	5.4	292	15	0.0	0.0	0.0
Friday, August 02, 2013	8:00	0:10	42	64	37	25	0	5.4	293	16	0.0	0.0	0.0
Friday, August 02, 2013	8:10	0:10	32	56	32	24	-1	4.4	292	16	0.0	0.0	0.0
Friday, August 02, 2013	8:20	0:10	34	52	33	23	-1	4.7	292	16	0.0	0.0	0.0
Friday, August 02, 2013	8:30	0:10	37	54	41	26	0	4.6	290	16	0.0	0.0	0.0
Friday, August 02, 2013	8:40	0:10	34	50	37	26	-1	4.0	292	16	0.0	0.0	0.0
Friday, August 02, 2013	8:50	0:10	36	55	33	24	-1	3.7	300	17	0.0	0.2	0.0
Friday, August 02, 2013	9:00	0:10	39	59	40	24	-1	3.5	305	17	0.0	0.0	0.0
Friday, August 02, 2013	9:10	0:10	42	62	45	24	-1	4.1	298	17	0.0	0.2	0.0
Friday, August 02, 2013	9:20	0:10	38	66	37	23	-1	4.5	304	17	0.0	0.0	0.0
Friday, August 02, 2013	9:30	0:10	45	66	45	33	-1	4.3	292	17	0.0	0.0	0.0
Friday, August 02, 2013	9:40	0:10	42	65	43	33	-1	4.9	295	18	0.0	0.0	0.0
Friday, August 02, 2013	9:50	0:10	41	62	37	29	-1	3.4	307	18	0.0	0.0	0.0
Friday, August 02, 2013	10:00	0:10	40	59	42	27	0	3.1	288	18	0.0	1.5	0.0
Friday, August 02, 2013	10:10	0:10	39	54	42	27	-1	3.9	297	18	0.0	1.1	0.0
Friday, August 02, 2013	10:20	0:10	38	62	39	25	-2	3.6	301	19	0.0	0.9	0.0
Friday, August 02, 2013	10:30	0:10	42	62	37	24	-1	3.5	290	19	0.0	1.7	0.0
Friday, August 02, 2013	10:40	0:10	37	57	40	25	-1	3.9	294	19	0.2	2.0	0.0
Friday, August 02, 2013	10:50	0:10	36	5									

Table A-7: Location 6 Summer Compliance Evaluation

Date	Time	Duration	Leq	Lmax	L(10)	L(90)	WT W6	WT W6	Onsite Met	Onsite Met	Loc. 6	Loc. 6	Loc. 6
	Start Time	(min)	(dBA)	(dBA)	(dBA)	(dBA)	Output (kW)	HH WS (m/s)	WD @ 75m (degrees)	Temp. (°C)	Avg. WS @ 2m (m/s)	Gust WS @ 2m (m/s)	Precip. (mm)
Friday, August 02, 2013	11:10	0:10	40	56	41	35	-1	5.6	285	19	0.2	2.8	0.0
Friday, August 02, 2013	11:20	0:10	47	64	50	37	-1	6.8	283	20	0.7	4.8	0.0
Friday, August 02, 2013	11:30	0:10	46	67	45	36	-1	5.8	291	20	0.7	3.5	0.0
Friday, August 02, 2013	11:40	0:10	39	55	43	34	-1	6.1	294	21	0.2	3.7	0.0
Friday, August 02, 2013	11:50	0:10	40	61	43	33	-1	7.2	282	21	0.0	2.6	0.0
Friday, August 02, 2013	12:00	0:10	51	77	47	37	-1	8.0	269	21	0.4	3.2	0.0
Friday, August 02, 2013	12:10	0:10	45	65	45	35	-1	6.5	257	21	0.2	1.7	0.0
Friday, August 02, 2013	12:20	0:10	40	57	42	34	-1	8.7	275	22	0.6	2.8	0.0
Friday, August 02, 2013	12:30	0:10	39	52	42	33	0	7.2	261	22	0.4	3.2	0.0
Friday, August 02, 2013	12:40	0:10	35	51	37	29	-1	7.9	240	21	0.2	2.0	0.0
Friday, August 02, 2013	12:50	0:10	40	58	42	28	-1	6.9	254	22	0.2	2.4	0.0
Friday, August 02, 2013	13:00	0:10	41	51	45	34	204	6.6	275	21	0.4	3.3	0.0
Friday, August 02, 2013	13:10	0:10	41	60	43	34	90	7.3	283	20	0.4	3.0	0.0
Friday, August 02, 2013	13:20	0:10	42	58	45	35	-5	7.3	271	20	0.9	5.2	0.0
Friday, August 02, 2013	13:30	0:10	42	51	45	35	-5	8.9	250	22	0.6	4.4	0.0
Friday, August 02, 2013	13:40	0:10	46	64	49	39	-5	8.7	248	22	1.3	4.6	0.0
Friday, August 02, 2013	13:50	0:10	50	64	53	41	-5	11.0	268	21	1.7	4.8	0.0
Friday, August 02, 2013	14:00	0:10	51	61	54	43	-5	10.6	257	22	1.7	5.9	0.0
Friday, August 02, 2013	14:10	0:10	47	57	51	41	-2	10.7	271	22	1.3	5.0	0.0
Friday, August 02, 2013	14:20	0:10	50	60	54	43	-1	10.0	273	22	2.0	6.9	0.0
Friday, August 02, 2013	14:30	0:10	49	71	52	44	-1	9.5	279	22	1.7	4.4	0.0
Friday, August 02, 2013	14:40	0:10	50	74	54	42	-1	10.1	277	21	1.7	5.7	0.0
Friday, August 02, 2013	14:50	0:10	48	66	50	39	-1	10.6	263	22	1.1	6.1	0.0
Friday, August 02, 2013	15:00	0:10	43	61	45	38	-1	10.3	261	22	0.7	3.0	0.0
Friday, August 02, 2013	15:10	0:10	41	59	44	37	0	9.9	283	22	0.6	2.6	0.0
Friday, August 02, 2013	15:20	0:10	46	59	49	39	-1	10.1	286	22	1.9	5.4	0.0
Friday, August 02, 2013	15:30	0:10	41	51	44	35	0	9.8	295	22	1.1	4.8	0.0
Friday, August 02, 2013	15:40	0:10	44	60	47	37	-1	10.9	291	22	1.1	3.9	0.0
Friday, August 02, 2013	15:50	0:10	43	56	46	36	-1	10.1	281	20	0.9	3.5	0.0
Friday, August 02, 2013	16:00	0:10	41	54	44	35	-1	9.4	285	20	0.7	4.4	0.0
Friday, August 02, 2013	16:10	0:10	44	56	48	38	-1	10.2	270	21	1.5	4.4	0.0
Friday, August 02, 2013	16:20	0:10	39	53	41	34	-1	10.8	280	22	0.7	3.3	0.0
Friday, August 02, 2013	16:30	0:10	41	58	44	33	-1	10.0	286	21	0.4	3.3	0.0
Friday, August 02, 2013	16:40	0:10	38	50	41	33	0	9.1	280	20	0.6	3.5	0.0
Friday, August 02, 2013	16:50	0:10	41	63	42	34	-1	9.7	275	21	0.6	2.8	0.0
Friday, August 02, 2013	17:00	0:10	44	66	41	34	-1	10.9	275	21	0.4	2.4	0.0
Friday, August 02, 2013	17:10	0:10	37	52	39	30	-1	10.5	282	19	0.4	2.8	0.0
Friday, August 02, 2013	17:20	0:10	34	52	36	30	0	8.2	278	20	0.4	2.8	0.0
Friday, August 02, 2013	17:30	0:10	38	53	39	30	-1	8.4	280	20	0.4	3.0	0.0
Friday, August 02, 2013	17:40	0:10	43	52	48	33	-1	8.7	270	21	1.1	3.2	0.0
Friday, August 02, 2013	17:50	0:10	39	49	43	33	-1	8.7	271	20	0.7	3.0	0.0
Friday, August 02, 2013	18:00	0:10	42	50	46	34	-1	9.3	266	19	0.7	3.2	0.0
Friday, August 02, 2013	18:10	0:10	37	47	40	29	-1	8.5	268	19	0.7	3.7	0.0
Friday, August 02, 2013	18:20	0:10	34	51	35	26	0	8.1	269	19	0.0	1.3	0.0
Friday, August 02, 2013	18:30	0:10	38	55	40	29	-1	7.5	276	19	0.4	2.8	0.0
Friday, August 02, 2013	18:40	0:10	40	50	44	31	-1	8.7	274	19	0.7	2.6	0.0
Friday, August 02, 2013	18:50	0:10	40	53	42	35	-1	9.9	276	19	0.7	3.7	0.0
Friday, August 02, 2013	19:00	0:10	37	54	38	30	0	8.7	278	19	0.4	2.8	0.0
Friday, August 02, 2013	19:10	0:10	36	53	39	31	0	9.1	274	18	0.7	3.0	0.0
Friday, August 02, 2013	19:20	0:10	42	65	45	28	-1	7.9	269	18	0.2	3.2	0.0
Friday, August 02, 2013	19:30	0:10	33	49	36	26	-1	8.3	267	18	0.0	0.2	0.0
Friday, August 02, 2013	19:40	0:10	30	48	30	24	-1	8.2	262	18	0.0	0.0	0.0
Friday, August 02, 2013	19:50	0:10	31	52	29	24	-1	7.1	258	17	0.0	0.0	0.0
Friday, August 02, 2013	20:00	0:10	33	50	36	25	-1	6.4	246	17	0.0	0.0	0.0
Friday, August 02, 2013	20:10	0:10	29	39	30	27	-1	7.1	244	18	0.0	0.9	0.0
Friday, August 02, 2013	20:20	0:10	36	54	41	25	0	7.8	253	18	0.0	0.0	0.0
Friday, August 02, 2013	20:30	0:10	42	61	43	27	-1	8.7	256	18	0.0	1.3	0.0
Friday, August 02, 2013	20:40	0:10	34	51	36	28	-1	9.2	246	18	0.0	1.7	0.0
Friday, August 02, 2013	20:50	0:10	34	52	35	27	-1	8.6	243	17	0.0	0.0	0.0
Friday, August 02, 2013	21:00	0:10	30	39	31	29	-1	8.7	251	17	0.0	0.0	0.0
Friday, August 02, 2013	21:10	0:10	30	38	32	28	0	7.9	248	17	0.0	0.0	0.0
Friday, August 02, 2013	21:20	0:10	35	52	38	28	-1	8.4	242	17	0.0	0.9	0.0
Friday, August 02, 2013	21:30	0:10	29	51	29	27	0	8.1	243	17	0.0	0.0	0.0
Friday, August 02, 2013	21:40	0:10	31	47	34	28	0	8.0	241	17	0.0	0.0	0.0
Friday, August 02, 2013	21:50	0:10	29	35	30	28	0	8.0	239	17	0.0	0.0	0.0
Friday, August 02, 2013	22:00	0:10	30	45	30	28	0	7.3	241	17	0.0	0.2	0.0
Friday, August 02, 2013	22:10	0:10	33	50	33	28	-1	6.7	241	17	0.0	0.0	0.0
Friday, August 02, 2013	22:20	0:10	33	50	33	28	0	7.5	235	17	0.0	0.0	0.0
Friday, August 02, 2013	22:30	0:10	32	50	31	28	-1	7.4	234	17	0.0	0.0	0.0
Friday, August 02, 2013	22:40	0:10	29	39	31	27	-1	7.7	239	16	0.0	0.0	0.0
Friday, August 02, 2013	22:50	0:10	33	51	33	28	0	8.5	239	16	0.0	0.0	0.0
Friday, August 02, 2013	23:00	0:10	31	41	34	27	0	8.4	239	16	0.0	0.0	0.0
Friday, August 02, 2013	23:10	0:10	29	34	30	27	0	8.6	235	16	0.0	0.0	0.0
Friday, August 02, 2013	23:20	0:10	27	33	29	26	0	8.1	240	16	0.0	0.0	0.0
Friday, August 02, 2013	23:30	0:10	36	57	35	26	-1	7.8	239	16	0.0	2.6	0.0
Friday, August 02, 2013	23:40	0:10	29	40	32	26	622	8.2	241	16	0.0	0.0	0.0
Friday, August 02, 2013	23:50	0:10	33	45	36	28	720	8.2	243	16	0.0	0.0	0.0
Saturday, August 03, 2013	0:00	0:10	35	49	37	30	882	8.7	244	16	0.0	0.6	0.0
Saturday, August 03, 2013	0:10	0:10	35	49	38	30	1019	9.2	247	16	0.0	0.6	0.0
Saturday, August 03, 2013	0:20	0:10	37	48	40	31	974	9.0	246	16	0.0	2.0	0.0
Saturday, August 03, 2013	0:30	0:10	36	55	36	28	1019	9.1	243	16	0.0	0.0	0.0
Saturday, August 03, 2013	0:40	0:10	31	39	34	27	1022	9.1	246	16	0.0	1.7	0.0
Saturday, August 03, 2013	0:50	0:10	29	36	31	27	979	9.1	245	16	0.0	0.4	0.0
Saturday, August 03, 2013	1:00	0:10	31	38	34	27	986	9.2	244	16	0.0	0.0	0.0
Saturday, August 03, 2013	1:10	0:10	36	49	40	30	1082	9.5	244	16	0.2	3.3	0.0
Saturday, August 03, 2013	1:20	0:10	37	47	40	31	991	9.2	245	15	0.0	2.0	0.0
Saturday, August 03, 2013	1:30	0:10	35	43	37	32	953	9.0	244	15	0.0	1.1	0.0
Saturday, August 03, 2013	1:40	0:10	36	45	39	31	1153	9.6	244	15	0.0	1.7	0.0
Saturday, August 03, 2013	1:50	0:10	39	48	43	33	1216	10.7	245	15	0.6	3.0	0.0
Saturday, August 03, 2013	2:00	0:10	39	50	42	35	-4	10.8	239	15	0.4	3.0	0.0
Saturday, August 03, 2013	2:10	0:10	35	41	38	31	-4	9.7	238	15	0.2	3.0	0.0
Saturday, August 03, 2013	2:20	0:10	35	45	38	31	-4	8.3	239	15	0.2	2.4	0.0
Saturday, August 03, 2013	2:30	0:10	34	40	36	31	-4	8.6	247	14	0.0	1.3	0.0
Saturday, August 03, 2013	2:40	0:10	39	46	43	32	-4	9.1	250	15	0.2	2.4	0.0
Saturday, August 03, 2013	2:50	0:10	33	41	35	30	-4	9.2	250	15	0.0	1.5	0.0
Saturday, August 03, 2013	3:00	0:10	35	44	38	29	-1	8.9	248	14	0.0	2.0	0.0
Saturday, August 03, 2013	3:10	0:10	37	46	39	33	0	8.2	248	14	0.0	2.0	0.0
Saturday, August 03, 2013	3:20	0:10	34	43	37	30	0	7.9	248	14	0.0	2.0	0.0
Saturday, August 03, 2013	3:30	0:											

Table A-7: Location 6 Summer Compliance Evaluation

Date	Time	Duration	Leq	Lmax	L(10)	L(90)	WT W6	WT W6	Onsite Met	Onsite Met	Loc. 6	Loc. 6	Loc. 6
	Start Time	(min)	(dBA)	(dBA)	(dBA)	(dBA)	Output (kW)	HH WS (m/s)	WD @ 75m (degrees)	Temp. (°C)	Avg. WS @ 2m (m/s)	Gust WS @ 2m (m/s)	Precip. (mm)
Saturday, August 03, 2013	3:50	0:10	28	39	31	23	0	8.3	255	14	0.0	1.1	0.0
Saturday, August 03, 2013	4:00	0:10	26	38	29	23	-1	7.9	263	14	0.0	0.0	0.0
Saturday, August 03, 2013	4:10	0:10	26	40	27	24	0	8.4	261	14	0.0	0.2	0.0
Saturday, August 03, 2013	4:20	0:10	28	39	30	24	0	8.0	260	14	0.0	0.0	0.0
Saturday, August 03, 2013	4:30	0:10	34	50	36	28	0	8.3	253	14	0.0	0.6	0.0
Saturday, August 03, 2013	4:40	0:10	34	42	37	30	-1	8.6	249	14	0.0	0.4	0.0
Saturday, August 03, 2013	4:50	0:10	33	45	35	26	0	8.6	253	14	0.0	1.1	0.0
Saturday, August 03, 2013	5:00	0:10	33	46	37	25	0	9.0	257	14	0.0	1.1	0.0
Saturday, August 03, 2013	5:10	0:10	27	41	28	21	-1	8.1	264	14	0.0	0.0	0.0
Saturday, August 03, 2013	5:20	0:10	31	56	32	20	0	7.6	268	14	0.0	0.0	0.0
Saturday, August 03, 2013	5:30	0:10	29	43	32	21	-1	7.7	263	14	0.0	0.0	0.0
Saturday, August 03, 2013	5:40	0:10	31	45	34	25	0	7.9	259	15	0.0	0.0	0.0
Saturday, August 03, 2013	5:50	0:10	34	48	36	31	0	8.7	251	15	0.0	2.0	0.0
Saturday, August 03, 2013	6:00	0:10	44	59	46	39	0	6.8	253	15	0.0	1.7	0.0
Saturday, August 03, 2013	6:10	0:10	46	53	49	38	-1	6.2	264	14	0.2	2.6	0.3
Saturday, August 03, 2013	6:20	0:10	49	55	50	46	0	6.0	262	13	0.2	2.2	0.3
Saturday, August 03, 2013	6:30	0:10	49	56	50	48	-1	6.8	267	13	0.0	1.7	0.3
Saturday, August 03, 2013	6:40	0:10	52	60	55	48	-1	7.9	270	13	0.0	1.7	0.5
Saturday, August 03, 2013	6:50	0:10	49	57	51	46	0	8.1	268	13	0.0	1.3	0.5
Saturday, August 03, 2013	7:00	0:10	52	58	54	51	-1	8.5	267	13	0.0	0.9	0.5
Saturday, August 03, 2013	7:10	0:10	48	54	51	43	0	6.6	262	13	0.0	1.7	0.3
Saturday, August 03, 2013	7:20	0:10	41	55	43	38	-1	5.5	254	13	0.0	0.0	0.0
Saturday, August 03, 2013	7:30	0:10	41	60	39	34	0	4.6	258	13	0.0	0.0	0.0
Saturday, August 03, 2013	7:40	0:10	40	57	42	35	0	4.9	255	13	0.0	0.0	0.0
Saturday, August 03, 2013	7:50	0:10	39	57	40	33	-1	5.8	251	13	0.0	0.0	0.0
Saturday, August 03, 2013	8:00	0:10	35	53	36	30	-1	4.7	262	13	0.0	0.0	0.0
Saturday, August 03, 2013	8:10	0:10	42	65	36	29	-1	3.3	239	13	0.0	0.0	0.0
Saturday, August 03, 2013	8:20	0:10	33	50	34	27	2	3.7	218	13	0.0	0.0	0.0
Saturday, August 03, 2013	8:30	0:10	38	58	38	27	-5	4.2	241	13	0.0	0.0	0.0
Saturday, August 03, 2013	8:40	0:10	39	55	43	27	-5	3.9	230	14	0.0	0.0	0.0
Saturday, August 03, 2013	8:50	0:10	39	57	39	28	21	4.0	230	14	0.0	0.0	0.0
Saturday, August 03, 2013	9:00	0:10	38	54	38	24	25	4.5	232	14	0.0	0.0	0.0
Saturday, August 03, 2013	9:10	0:10	43	64	41	27	-1	5.0	245	14	0.0	0.9	0.0
Saturday, August 03, 2013	9:20	0:10	42	57	47	32	-5	5.3	262	14	0.2	2.0	0.0
Saturday, August 03, 2013	9:30	0:10	44	60	47	31	-4	5.7	276	15	0.2	2.6	0.0
Saturday, August 03, 2013	9:40	0:10	39	52	42	33	-5	5.8	267	15	0.2	2.2	0.0
Saturday, August 03, 2013	9:50	0:10	40	53	43	35	-4	6.0	268	15	0.2	2.2	0.0
Saturday, August 03, 2013	10:00	0:10	41	53	43	37	-4	6.8	271	15	0.4	3.9	0.0
Saturday, August 03, 2013	10:10	0:10	40	57	42	32	-1	7.0	267	15	0.4	3.3	0.0
Saturday, August 03, 2013	10:20	0:10	44	53	47	38	0	8.7	265	16	0.2	3.3	0.0
Saturday, August 03, 2013	10:30	0:10	43	57	45	38	-1	8.1	267	16	0.4	3.0	0.0
Saturday, August 03, 2013	10:40	0:10	44	58	47	38	0	8.8	261	16	0.7	3.2	0.0
Saturday, August 03, 2013	10:50	0:10	44	62	44	35	0	8.7	268	16	0.6	3.3	0.0
Saturday, August 03, 2013	11:00	0:10	41	59	44	34	-1	8.7	271	17	0.4	2.6	0.0
Saturday, August 03, 2013	11:10	0:10	43	57	48	30	-1	7.0	271	17	0.2	3.2	0.0
Saturday, August 03, 2013	11:20	0:10	42	52	46	32	-1	6.6	285	17	0.6	3.7	0.0
Saturday, August 03, 2013	11:30	0:10	44	61	46	35	-1	8.7	270	17	0.4	3.7	0.0
Saturday, August 03, 2013	11:40	0:10	44	59	47	39	-1	7.9	267	18	0.9	4.4	0.0
Saturday, August 03, 2013	11:50	0:10	43	60	45	37	-1	8.5	265	18	0.2	3.2	0.0
Saturday, August 03, 2013	12:00	0:10	41	55	43	34	-1	9.5	266	19	0.2	2.8	0.0
Saturday, August 03, 2013	12:10	0:10	42	59	45	34	-1	10.1	265	19	0.2	3.0	0.0
Saturday, August 03, 2013	12:20	0:10	45	67	47	36	-1	10.7	268	18	0.4	4.1	0.0
Saturday, August 03, 2013	12:30	0:10	44	64	44	36	0	10.2	274	19	0.4	3.5	0.0
Saturday, August 03, 2013	12:40	0:10	47	64	51	38	0	9.9	273	19	0.7	3.9	0.0
Saturday, August 03, 2013	12:50	0:10	47	67	50	40	-1	9.7	272	19	0.7	4.1	0.0
Saturday, August 03, 2013	13:00	0:10	44	60	47	37	-1	10.5	276	19	0.6	3.9	0.0
Saturday, August 03, 2013	13:10	0:10	47	61	50	40	-1	10.6	274	20	0.7	5.4	0.0
Saturday, August 03, 2013	13:20	0:10	48	63	51	41	-1	11.4	280	20	0.9	5.7	0.0
Saturday, August 03, 2013	13:30	0:10	46	57	49	38	-1	11.4	272	19	1.1	3.9	0.0
Saturday, August 03, 2013	13:40	0:10	48	57	51	41	0	11.7	264	20	1.9	5.0	0.0
Saturday, August 03, 2013	13:50	0:10	44	56	46	39	-2	10.8	265	20	1.5	4.6	0.0
Saturday, August 03, 2013	14:00	0:10	48	68	51	41	0	8.9	254	21	1.9	5.6	0.0
Saturday, August 03, 2013	14:10	0:10	49	62	53	39	-1	10.0	268	21	1.9	5.6	0.0
Saturday, August 03, 2013	14:20	0:10	53	64	56	45	-1	10.0	259	21	2.4	6.9	0.0
Saturday, August 03, 2013	14:30	0:10	47	55	51	39	-1	12.1	272	19	1.9	5.0	0.0
Saturday, August 03, 2013	14:40	0:10	48	58	53	40	-1	8.0	274	19	2.0	4.8	0.0
Saturday, August 03, 2013	14:50	0:10	49	60	53	41	-1	9.1	265	21	2.4	6.5	0.0
Saturday, August 03, 2013	15:00	0:10	45	53	49	40	0	10.5	273	21	2.0	5.7	0.0
Saturday, August 03, 2013	15:10	0:10	44	56	47	36	-1	10.8	273	20	1.7	3.9	0.0
Saturday, August 03, 2013	15:20	0:10	48	61	51	38	0	11.9	270	19	2.0	5.7	0.0
Saturday, August 03, 2013	15:30	0:10	47	62	50	36	-1	12.8	266	20	1.7	5.4	0.0
Saturday, August 03, 2013	15:40	0:10	49	60	54	39	-1	12.0	274	21	2.0	8.2	0.0
Saturday, August 03, 2013	15:50	0:10	50	57	53	45	-1	10.3	291	20	1.7	3.9	0.0
Saturday, August 03, 2013	16:00	0:10	48	56	50	44	0	10.6	277	20	1.5	6.3	0.0
Saturday, August 03, 2013	16:10	0:10	53	68	56	44	0	10.9	277	20	1.5	4.1	0.0
Saturday, August 03, 2013	16:20	0:10	56	72	58	53	0	12.4	272	21	1.1	3.9	0.0
Saturday, August 03, 2013	16:30	0:10	56	67	59	54	0	10.9	286	20	2.2	5.4	0.0
Saturday, August 03, 2013	16:40	0:10	52	59	56	48	0	11.1	277	21	2.2	7.6	0.0
Saturday, August 03, 2013	16:50	0:10	49	62	51	41	-1	9.8	290	20	1.9	5.2	0.0
Saturday, August 03, 2013	17:00	0:10	48	60	54	34	-1	8.3	290	20	1.7	4.6	0.0
Saturday, August 03, 2013	17:10	0:10	47	60	50	42	-1	8.6	287	19	2.0	5.7	0.0
Saturday, August 03, 2013	17:20	0:10	49	68	52	43	-1	9.7	284	20	2.4	5.6	0.0
Saturday, August 03, 2013	17:30	0:10	45	54	49	37	-1	8.4	279	20	2.0	4.6	0.0
Saturday, August 03, 2013	17:40	0:10	44	59	47	37	-1	8.7	270	20	1.9	6.3	0.0
Saturday, August 03, 2013	17:50	0:10	48	61	51	40	-1	10.8	274	20	2.2	7.6	0.0
Saturday, August 03, 2013	18:00	0:10	42	52	46	34	0	10.5	277	19	1.9	3.7	0.0
Saturday, August 03, 2013	18:10	0:10	43	60	46	35	-1	9.8	290	18	1.3	4.3	0.0
Saturday, August 03, 2013	18:20	0:10	40	56	41	33	0	8.1	284	18	1.3	3.2	0.0
Saturday, August 03, 2013	18:30	0:10	38	52	41	32	-1	6.5	282	18	1.1	3.7	0.0
Saturday, August 03, 2013	18:40	0:10	39	55	42	32	0	8.7	290	18	1.3	4.3	0.0
Saturday, August 03, 2013	18:50	0:10	35	52	38	29	0	8.2	288	18	0.9	2.6	0.0
Saturday, August 03, 2013	19:00	0:10	40	57	43	32	0	8.2	294	17	1.5	5.9	0.0
Saturday, August 03, 2013	19:10	0:10	33	42	35	29	0	7.0	298	17	1.3	3.0	0.0
Saturday, August 03, 2013	19:20	0:10	42	63	37	27	0	7.3	291	16	0.7	2.8	0.0
Saturday, August 03, 2013	19:30	0:10	40	64	40	25	0	7.9	290	16	0.0	0.0	0.0
Saturday, August 03, 2013	19:40	0:10	26	36	28	24	-1	7.9	290	16	0.0	0.0	0.0
Saturday, August 03, 2013	19:50	0:10	35	58	34	25	-1	9.0	287	16	0.2	2.0	0.0
Saturday, August 03, 2013	20:00	0:10	33	49	36	27	0	9.2	283	16	0.0	1.1	0.0
Saturday, August 03, 2013	20:10	0:10	35	54	36	26	-1	7.8					

Table A-7: Location 6 Summer Compliance Evaluation

Date	Time	Duration	Leq	Lmax	L(10)	L(90)	WT W6	WT W6	Onsite Met	Onsite Met	Loc. 6	Loc. 6	Loc. 6
	Start Time	(min)	(dBA)	(dBA)	(dBA)	(dBA)	Output (kW)	HH WS (m/s)	WD @ 75m (degrees)	Temp. (°C)	Avg. WS @ 2m (m/s)	Gust WS @ 2m (m/s)	Precip. (mm)
Saturday, August 03, 2013	20:30	0:10	39	58	43	29	0	7.5	286	15	0.4	2.8	0.0
Saturday, August 03, 2013	20:40	0:10	43	67	43	29	0	6.4	287	15	0.6	3.0	0.0
Saturday, August 03, 2013	20:50	0:10	41	62	41	27	-1	6.6	297	15	0.4	2.2	0.0
Saturday, August 03, 2013	21:00	0:10	35	54	32	26	-1	6.0	297	15	0.0	0.0	0.0
Saturday, August 03, 2013	21:10	0:10	32	50	32	26	-1	5.4	303	15	0.0	0.0	0.0
Saturday, August 03, 2013	21:20	0:10	34	53	32	26	-1	5.6	301	15	0.0	0.0	0.0
Saturday, August 03, 2013	21:30	0:10	29	46	29	25	-1	4.9	305	14	0.0	0.0	0.0
Saturday, August 03, 2013	21:40	0:10	37	57	35	25	0	5.8	304	14	0.0	0.0	0.0
Saturday, August 03, 2013	21:50	0:10	27	50	27	25	0	6.0	305	14	0.0	0.0	0.0
Saturday, August 03, 2013	22:00	0:10	25	41	27	24	-1	6.1	308	14	0.0	0.0	0.0
Saturday, August 03, 2013	22:10	0:10	26	40	26	25	-1	6.2	301	14	0.0	0.0	0.0
Saturday, August 03, 2013	22:20	0:10	25	34	26	24	-1	5.9	292	14	0.0	0.0	0.0
Saturday, August 03, 2013	22:30	0:10	27	40	27	24	0	6.5	290	14	0.0	0.0	0.0
Saturday, August 03, 2013	22:40	0:10	30	48	29	25	0	6.6	288	14	0.0	0.0	0.0
Saturday, August 03, 2013	22:50	0:10	30	45	33	25	0	5.9	291	14	0.0	0.0	0.0
Saturday, August 03, 2013	23:00	0:10	32	50	32	26	-1	6.1	293	14	0.0	2.4	0.0
Saturday, August 03, 2013	23:10	0:10	30	51	31	25	-1	6.2	290	14	0.0	1.7	0.0
Saturday, August 03, 2013	23:20	0:10	34	56	35	25	-1	5.8	286	14	0.0	0.0	0.0
Saturday, August 03, 2013	23:30	0:10	31	51	29	24	-1	6.4	288	14	0.0	0.0	0.0
Saturday, August 03, 2013	23:40	0:10	28	44	28	24	-1	7.3	288	14	0.0	0.0	0.0
Saturday, August 03, 2013	23:50	0:10	29	45	29	24	0	7.0	289	14	0.0	0.9	0.0
Sunday, August 04, 2013	0:00	0:10	31	52	32	24	0	7.0	295	14	0.2	1.5	0.0
Sunday, August 04, 2013	0:10	0:10	24	36	25	23	-1	6.7	292	14	0.0	0.2	0.0
Sunday, August 04, 2013	0:20	0:10	23	36	24	22	-1	5.4	289	14	0.0	1.1	0.0
Sunday, August 04, 2013	0:30	0:10	29	46	32	23	-1	4.9	297	14	0.0	0.2	0.0
Sunday, August 04, 2013	0:40	0:10	24	29	27	23	-1	6.0	298	14	0.0	0.0	0.0
Sunday, August 04, 2013	0:50	0:10	32	52	32	26	-1	6.3	297	14	0.0	0.0	0.0
Sunday, August 04, 2013	1:00	0:10	28	35	30	25	-1	6.3	293	14	0.0	0.0	0.0
Sunday, August 04, 2013	1:10	0:10	42	45	43	29	0	6.4	293	14	0.0	0.0	0.0
Sunday, August 04, 2013	1:20	0:10	35	48	42	23	-1	6.8	289	14	0.0	0.0	0.0
Sunday, August 04, 2013	1:30	0:10	27	38	30	22	-1	7.0	290	14	0.0	0.0	0.0
Sunday, August 04, 2013	1:40	0:10	26	32	28	23	0	7.4	293	14	0.0	0.0	0.0
Sunday, August 04, 2013	1:50	0:10	30	49	30	23	0	7.5	290	13	0.0	0.0	0.0
Sunday, August 04, 2013	2:00	0:10	25	32	27	23	-1	8.1	293	13	0.0	1.1	0.0
Sunday, August 04, 2013	2:10	0:10	25	33	26	23	0	7.9	299	13	0.0	1.1	0.0
Sunday, August 04, 2013	2:20	0:10	35	56	27	21	0	7.2	299	13	0.0	0.0	0.0
Sunday, August 04, 2013	2:30	0:10	20	29	21	20	-1	6.7	300	13	0.0	0.0	0.0
Sunday, August 04, 2013	2:40	0:10	20	36	21	20	-1	6.2	302	13	0.0	0.0	0.0
Sunday, August 04, 2013	2:50	0:10	21	30	22	20	0	7.2	304	13	0.0	0.0	0.0
Sunday, August 04, 2013	3:00	0:10	22	30	23	20	-1	7.2	305	13	0.0	0.0	0.0
Sunday, August 04, 2013	3:10	0:10	38	63	29	21	0	7.2	305	13	0.0	0.0	0.0
Sunday, August 04, 2013	3:20	0:10	25	40	25	20	0	7.0	305	13	0.0	0.0	0.0
Sunday, August 04, 2013	3:30	0:10	21	39	21	19	0	7.3	306	12	0.0	0.0	0.0
Sunday, August 04, 2013	3:40	0:10	20	31	21	19	0	7.0	303	12	0.0	0.0	0.0
Sunday, August 04, 2013	3:50	0:10	21	28	23	19	0	6.9	297	12	0.0	0.0	0.0
Sunday, August 04, 2013	4:00	0:10	23	29	25	21	-1	6.1	295	12	0.0	0.0	0.0
Sunday, August 04, 2013	4:10	0:10	25	31	26	22	0	5.8	297	12	0.0	0.0	0.0
Sunday, August 04, 2013	4:20	0:10	23	30	25	20	-1	6.2	297	13	0.0	0.0	0.0
Sunday, August 04, 2013	4:30	0:10	26	41	26	21	-1	7.1	295	12	0.0	0.0	0.0
Sunday, August 04, 2013	4:40	0:10	24	40	25	21	0	8.1	302	12	0.0	0.0	0.0
Sunday, August 04, 2013	4:50	0:10	35	53	35	21	0	7.5	304	12	0.0	0.0	0.0
Sunday, August 04, 2013	5:00	0:10	33	45	38	23	-1	7.3	299	12	0.0	0.0	0.0
Sunday, August 04, 2013	5:10	0:10	26	46	26	20	0	6.8	299	12	0.0	0.0	0.0
Sunday, August 04, 2013	5:20	0:10	27	48	24	20	0	7.7	300	12	0.0	0.0	0.0
Sunday, August 04, 2013	5:30	0:10	26	44	27	21	0	7.7	301	12	0.0	0.0	0.0
Sunday, August 04, 2013	5:40	0:10	28	48	29	23	0	8.0	297	12	0.0	0.0	0.0
Sunday, August 04, 2013	5:50	0:10	29	48	32	23	-1	7.7	291	12	0.0	0.0	0.0
Sunday, August 04, 2013	6:00	0:10	30	49	31	23	-1	7.1	287	12	0.0	0.0	0.0
Sunday, August 04, 2013	6:10	0:10	33	53	32	23	-1	6.7	287	12	0.0	0.0	0.0
Sunday, August 04, 2013	6:20	0:10	31	49	34	26	0	6.6	283	12	0.0	1.3	0.0
Sunday, August 04, 2013	6:30	0:10	31	39	34	26	0	6.9	279	12	0.2	2.2	0.0
Sunday, August 04, 2013	6:40	0:10	39	54	42	32	-1	6.5	282	12	0.4	3.9	0.0
Sunday, August 04, 2013	6:50	0:10	38	59	40	32	0	7.0	290	13	0.2	2.0	0.0
Sunday, August 04, 2013	7:00	0:10	38	56	40	31	0	7.3	293	13	0.0	1.7	0.0
Sunday, August 04, 2013	7:10	0:10	37	50	39	30	0	7.3	297	13	0.2	3.3	0.0
Sunday, August 04, 2013	7:20	0:10	37	47	42	31	0	6.5	297	14	0.4	2.2	0.0
Sunday, August 04, 2013	7:30	0:10	37	48	39	32	0	6.8	294	14	0.6	3.2	0.0
Sunday, August 04, 2013	7:40	0:10	36	45	39	31	-1	6.7	295	14	0.2	2.8	0.0
Sunday, August 04, 2013	7:50	0:10	38	50	41	33	0	6.7	297	14	0.6	3.2	0.0
Sunday, August 04, 2013	8:00	0:10	38	49	42	29	-1	6.0	299	15	0.4	2.6	0.0
Sunday, August 04, 2013	8:10	0:10	34	52	36	29	-1	5.8	302	15	0.0	0.9	0.0
Sunday, August 04, 2013	8:20	0:10	37	49	40	32	-1	6.7	306	15	0.2	3.0	0.0
Sunday, August 04, 2013	8:30	0:10	36	52	38	29	0	7.0	311	15	0.2	2.2	0.0
Sunday, August 04, 2013	8:40	0:10	38	54	42	30	-1	7.0	313	15	0.2	3.0	0.0
Sunday, August 04, 2013	8:50	0:10	39	56	40	31	-1	5.8	304	16	0.2	1.5	0.0
Sunday, August 04, 2013	9:00	0:10	40	55	42	35	-1	7.3	308	16	0.6	3.3	0.0
Sunday, August 04, 2013	9:10	0:10	42	52	45	35	-1	5.4	309	16	0.7	3.7	0.0
Sunday, August 04, 2013	9:20	0:10	38	48	41	34	-1	7.4	313	15	0.2	2.8	0.0
Sunday, August 04, 2013	9:30	0:10	39	50	42	35	-1	7.9	307	16	0.7	4.8	0.0
Sunday, August 04, 2013	9:40	0:10	43	51	46	38	0	8.5	310	16	1.7	4.8	0.0
Sunday, August 04, 2013	9:50	0:10	46	62	49	39	-1	9.0	331	16	1.3	4.8	0.0
Sunday, August 04, 2013	10:00	0:10	54	75	52	39	0	8.4	315	17	0.9	4.4	0.0
Sunday, August 04, 2013	10:10	0:10	45	56	49	40	-1	10.1	320	17	1.7	5.4	0.0
Sunday, August 04, 2013	10:20	0:10	42	50	45	38	0	8.3	322	17	1.3	3.3	0.0
Sunday, August 04, 2013	10:30	0:10	41	54	44	35	-1	7.8	306	17	0.9	3.9	0.0
Sunday, August 04, 2013	10:40	0:10	40	60	42	35	-1	8.2	310	17	0.4	3.2	0.0
Sunday, August 04, 2013	10:50	0:10	41	58	43	35	-1	6.3	302	18	0.7	4.3	0.0
Sunday, August 04, 2013	11:00	0:10	43	60	46	36	-1	5.5	298	18	0.9	4.1	0.0
Sunday, August 04, 2013	11:10	0:10	49	69	45	34	-1	5.0	286	18	0.7	3.5	0.0
Sunday, August 04, 2013	11:20	0:10	48	61	51	35	-1	5.4	312	18	0.7	4.1	0.0
Sunday, August 04, 2013	11:30	0:10	49	57	52	42	-1	6.6	286	16	0.2	2.6	0.0
Sunday, August 04, 2013	11:40	0:10	46	53	49	41	-1	6.6	279	15	0.2	2.0	0.0
Sunday, August 04, 2013	11:50	0:10	46	55	49	34	-1	4.9	287	16	0.9	4.1	0.0
Sunday, August 04, 2013	12:00	0:10	41	55	43	32	-1	6.4	290	17	0.7	5.2	0.0
Sunday, August 04, 2013	12:10	0:10	46	58	49	39	-1	8.3	282	17	0.9	3.9	0.0
Sunday, August 04, 2013	12:20	0:10	41	55	44	33	0	7.2	275	15	0.6	3.2	0.0
Sunday, August 04, 2013	12:30	0:10	42	53	46	35	-1	7.1	282	15	1.1	3.9	0.0
Sunday, August 04, 2013	12:40	0:10	46	54	49	38	-1	8.2	293	17	1.3	4.8	0.0
Sunday, August 04, 2013	12:50	0:10	43	55	46	34	-1	7.3	303	17	1.5	5.0	0.0
Sunday, August 0													

Table A-7: Location 6 Summer Compliance Evaluation

Date	Time	Duration	Leq	Lmax	L(10)	L(90)	WT W6	WT W6	Onsite Met	Onsite Met	Loc. 6	Loc. 6	Loc. 6
	Start Time	(min)	(dBA)	(dBA)	(dBA)	(dBA)	Output (kW)	HH WS (m/s)	WD @ 75m (degrees)	Temp. (°C)	Avg. WS @ 2m (m/s)	Gust WS @ 2m (m/s)	Precip. (mm)
Sunday, August 04, 2013	13:10	0:10	45	55	48	39	-1	8.9	309	18	1.5	4.6	0.0
Sunday, August 04, 2013	13:20	0:10	44	62	48	38	0	10.6	318	16	0.7	4.8	0.0
Sunday, August 04, 2013	13:30	0:10	44	55	47	39	0	8.5	304	15	0.9	3.3	0.0
Sunday, August 04, 2013	13:40	0:10	46	59	49	40	-1	8.1	306	15	1.3	4.8	0.0
Sunday, August 04, 2013	13:50	0:10	44	60	46	37	-1	7.8	301	17	0.7	5.4	0.0
Sunday, August 04, 2013	14:00	0:10	43	56	46	36	-1	6.2	305	17	1.5	5.7	0.0
Sunday, August 04, 2013	14:10	0:10	39	50	42	34	-1	8.4	302	18	1.1	3.5	0.0
Sunday, August 04, 2013	14:20	0:10	47	75	43	35	-1	8.0	298	17	0.9	3.3	0.0
Sunday, August 04, 2013	14:30	0:10	48	78	48	37	0	6.8	293	16	1.3	5.4	0.0
Sunday, August 04, 2013	14:40	0:10	46	77	46	34	-1	6.6	292	15	0.4	3.3	0.0
Sunday, August 04, 2013	14:50	0:10	38	51	41	31	0	5.7	283	15	0.2	2.8	0.0
Sunday, August 04, 2013	15:00	0:10	39	55	42	32	0	5.4	278	15	0.2	3.3	0.0
Sunday, August 04, 2013	15:10	0:10	42	50	46	34	-1	6.7	279	16	0.7	3.3	0.0
Sunday, August 04, 2013	15:20	0:10	45	53	49	37	0	7.7	288	17	1.7	5.0	0.0
Sunday, August 04, 2013	15:30	0:10	49	60	53	40	-1	11.9	290	17	1.9	5.0	0.0
Sunday, August 04, 2013	15:40	0:10	44	57	48	37	-1	8.5	296	16	1.9	5.4	0.0
Sunday, August 04, 2013	15:50	0:10	44	53	47	39	-1	7.4	289	16	1.7	4.3	0.0
Sunday, August 04, 2013	16:00	0:10	44	56	48	36	-1	7.0	310	17	1.3	4.4	0.0
Sunday, August 04, 2013	16:10	0:10	40	51	43	36	-1	7.2	318	17	1.1	4.4	0.0
Sunday, August 04, 2013	16:20	0:10	41	52	44	37	0	7.9	319	17	1.1	3.3	0.0
Sunday, August 04, 2013	16:30	0:10	47	59	48	45	-1	7.3	321	17	0.6	5.0	0.0
Sunday, August 04, 2013	16:40	0:10	46	59	49	39	0	7.9	306	17	0.6	3.5	0.0
Sunday, August 04, 2013	16:50	0:10	51	63	55	40	-1	9.2	310	17	1.1	5.0	0.3
Sunday, August 04, 2013	17:00	0:10	41	64	43	34	0	8.7	305	16	0.6	3.3	0.0
Sunday, August 04, 2013	17:10	0:10	40	62	42	32	0	7.6	307	16	0.2	2.4	0.0
Sunday, August 04, 2013	17:20	0:10	37	51	39	32	-1	9.0	308	17	0.2	1.7	0.0
Sunday, August 04, 2013	17:30	0:10	40	57	43	33	0	8.1	320	17	0.4	3.7	0.0
Sunday, August 04, 2013	17:40	0:10	33	48	34	28	-1	7.3	311	16	0.2	2.0	0.0
Sunday, August 04, 2013	17:50	0:10	40	58	44	30	-1	7.2	310	15	0.4	2.8	0.0
Sunday, August 04, 2013	18:00	0:10	33	48	35	29	0	6.6	311	14	0.4	2.6	0.0
Sunday, August 04, 2013	18:10	0:10	35	52	36	29	0	6.9	309	15	0.4	2.8	0.0
Sunday, August 04, 2013	18:20	0:10	52	74	43	29	-1	6.6	306	16	0.4	5.4	0.0
Sunday, August 04, 2013	18:30	0:10	40	51	43	34	0	7.8	314	15	1.1	3.5	0.0
Sunday, August 04, 2013	18:40	0:10	38	53	41	34	0	6.9	310	15	0.6	2.6	0.0
Sunday, August 04, 2013	18:50	0:10	40	63	38	32	0	8.6	319	14	0.4	3.0	0.0
Sunday, August 04, 2013	19:00	0:10	44	58	47	36	0	10.0	320	14	0.2	1.3	0.0
Sunday, August 04, 2013	19:10	0:10	41	50	44	35	0	10.2	324	14	0.6	3.0	0.0
Sunday, August 04, 2013	19:20	0:10	39	59	40	33	0	9.3	315	13	0.6	3.7	0.0
Sunday, August 04, 2013	19:30	0:10	34	50	34	29	0	8.1	319	13	0.4	2.4	0.0
Sunday, August 04, 2013	19:40	0:10	37	61	39	30	-1	7.1	318	13	0.7	2.6	0.0
Sunday, August 04, 2013	19:50	0:10	39	57	40	31	-1	6.8	314	13	0.4	2.8	0.0
Sunday, August 04, 2013	20:00	0:10	35	56	36	27	0	6.8	316	12	0.0	1.3	0.0
Sunday, August 04, 2013	20:10	0:10	34	45	38	26	0	7.3	318	12	0.4	3.2	0.0
Sunday, August 04, 2013	20:20	0:10	38	48	41	33	0	8.7	306	12	0.7	3.2	0.0
Sunday, August 04, 2013	20:30	0:10	37	48	39	33	-1	10.0	305	12	0.7	3.0	0.0
Sunday, August 04, 2013	20:40	0:10	40	53	43	37	0	9.4	309	12	0.7	3.9	0.0
Sunday, August 04, 2013	20:50	0:10	39	48	42	36	0	9.5	306	12	0.9	3.5	0.0
Sunday, August 04, 2013	21:00	0:10	40	50	43	36	-1	9.5	308	12	0.7	2.4	0.0
Sunday, August 04, 2013	21:10	0:10	43	50	45	39	0	9.4	304	11	1.3	3.3	0.0
Sunday, August 04, 2013	21:20	0:10	43	52	46	37	-1	9.3	303	12	1.1	4.3	0.0
Sunday, August 04, 2013	21:30	0:10	42	50	45	39	-1	9.2	302	11	1.3	4.6	0.0
Sunday, August 04, 2013	21:40	0:10	40	46	42	37	-1	8.8	303	11	1.1	4.1	0.0
Sunday, August 04, 2013	21:50	0:10	40	51	43	37	0	8.6	304	11	0.9	4.4	0.0
Sunday, August 04, 2013	22:00	0:10	41	52	43	37	-1	8.4	306	11	1.3	4.4	0.0
Sunday, August 04, 2013	22:10	0:10	41	47	43	37	0	8.5	307	11	1.1	3.5	0.0
Sunday, August 04, 2013	22:20	0:10	40	54	43	37	-1	9.3	307	11	1.1	3.7	0.0
Sunday, August 04, 2013	22:30	0:10	39	47	41	35	0	8.6	307	11	0.9	3.2	0.0
Sunday, August 04, 2013	22:40	0:10	37	46	39	33	0	9.4	304	11	0.7	3.5	0.0
Sunday, August 04, 2013	22:50	0:10	39	50	41	35	-1	8.2	303	11	1.1	3.3	0.0
Sunday, August 04, 2013	23:00	0:10	41	49	44	37	-1	7.6	305	11	1.1	3.5	0.0
Sunday, August 04, 2013	23:10	0:10	40	51	42	35	0	8.5	307	11	0.9	3.3	0.0
Sunday, August 04, 2013	23:20	0:10	38	45	40	35	-1	8.9	310	11	0.7	3.2	0.0
Sunday, August 04, 2013	23:30	0:10	43	63	43	37	0	9.1	310	11	1.1	3.9	0.0
Sunday, August 04, 2013	23:40	0:10	38	47	41	32	-1	9.3	310	11	0.7	3.2	0.0
Sunday, August 04, 2013	23:50	0:10	36	45	40	29	-1	7.7	310	11	0.2	2.2	0.0
Monday, August 05, 2013	0:00	0:10	34	54	36	30	-1	7.9	311	11	0.2	2.6	0.0
Monday, August 05, 2013	0:10	0:10	32	41	34	28	-1	8.0	306	11	0.0	2.0	0.0
Monday, August 05, 2013	0:20	0:10	33	44	37	27	0	8.3	301	10	0.2	3.0	0.0
Monday, August 05, 2013	0:30	0:10	26	35	29	23	0	8.1	303	10	0.0	0.7	0.0
Monday, August 05, 2013	0:40	0:10	31	43	35	26	-1	7.9	301	10	0.2	1.9	0.0
Monday, August 05, 2013	0:50	0:10	31	39	34	27	-1	7.2	303	10	0.2	1.5	0.0
Monday, August 05, 2013	1:00	0:10	31	40	33	27	-1	8.6	304	10	0.0	1.7	0.0
Monday, August 05, 2013	1:10	0:10	34	44	36	31	0	9.3	306	10	0.4	3.2	0.0
Monday, August 05, 2013	1:20	0:10	33	49	34	30	0	8.6	307	10	0.2	2.4	0.0
Monday, August 05, 2013	1:30	0:10	39	55	38	30	-1	7.7	311	10	0.4	2.6	0.0
Monday, August 05, 2013	1:40	0:10	33	42	36	29	-1	7.5	309	10	0.2	2.8	0.0
Monday, August 05, 2013	1:50	0:10	32	45	33	29	-1	6.9	306	10	0.2	2.2	0.0
Monday, August 05, 2013	2:00	0:10	32	44	34	30	0	7.1	307	10	0.2	2.6	0.0
Monday, August 05, 2013	2:10	0:10	35	48	37	30	0	7.5	308	10	0.6	3.2	0.0
Monday, August 05, 2013	2:20	0:10	36	47	39	32	0	8.9	306	10	0.6	3.3	0.0
Monday, August 05, 2013	2:30	0:10	35	44	37	32	-1	7.9	307	10	0.2	2.6	0.0
Monday, August 05, 2013	2:40	0:10	37	49	39	33	-1	7.8	306	10	0.7	3.3	0.0
Monday, August 05, 2013	2:50	0:10	39	47	42	34	0	8.8	307	10	0.7	3.5	0.0
Monday, August 05, 2013	3:00	0:10	39	47	43	34	0	9.5	309	10	0.6	2.8	0.0
Monday, August 05, 2013	3:10	0:10	35	45	37	32	0	8.8	310	10	0.4	2.6	0.0
Monday, August 05, 2013	3:20	0:10	36	45	39	33	0	8.8	311	10	0.2	2.6	0.0
Monday, August 05, 2013	3:30	0:10	32	44	34	29	0	8.7	310	10	0.2	3.0	0.0
Monday, August 05, 2013	3:40	0:10	30	43	32	27	0	8.2	309	10	0.4	2.2	0.0
Monday, August 05, 2013	3:50	0:10	31	39	34	27	0	7.9	309	10	0.2	1.9	0.0
Monday, August 05, 2013	4:00	0:10	32	48	34	28	0	7.8	309	10	0.2	2.6	0.0
Monday, August 05, 2013	4:10	0:10	31	42	34	26	0	7.0	308	10	0.2	2.2	0.0
Monday, August 05, 2013	4:20	0:10	34	44	37	30	-1	7.1	309	10	0.2	2.6	0.0
Monday, August 05, 2013	4:30	0:10	33	48	36	28	0	6.7	312	10	0.6	3.3	0.0
Monday, August 05, 2013	4:40	0:10	34	48	36	27	-1	7.2	313	10	0.2	2.4	0.0
Monday, August 05, 2013	4:50	0:10	36	48	38	29	0	7.1	315	10	0.2	3.3	0.0
Monday, August 05, 2013	5:00	0:10	52	59	57	38	39	8.0	323	10	0.0	0.0	0.5
Monday, August 05, 2013	5:10	0:10	46	58	49	41	-4	7.9	321	10	0.2	3.5	0.0
Monday, August 05, 2013	5:20	0:10	40	49	43	36	-4	8.3	318	10	0.2	3.2	0.0
Monday, August 05, 2013	5:30	0:10	40	55	42	35	-4	7.4	314	10	0.2		

Table A-7: Location 6 Summer Compliance Evaluation

Date	Time	Duration	Leq	Lmax	L(10)	L(90)	WT W6	WT W6	Onsite Met	Onsite Met	Loc. 6	Loc. 6	Loc. 6
	Start Time	(min)	(dBA)	(dBA)	(dBA)	(dBA)	Output (kW)	HH WS (m/s)	WD @ 75m (degrees)	Temp. (°C)	Avg. WS @ 2m (m/s)	Gust WS @ 2m (m/s)	Precip. (mm)
Monday, August 05, 2013	5:50	0:10	37	60	37	32	-4	7.5	313	10	0.2	2.8	0.0
Monday, August 05, 2013	6:00	0:10	39	62	39	30	-3	8.6	311	10	0.2	2.4	0.0
Monday, August 05, 2013	6:10	0:10	41	59	44	36	-1	9.8	309	9	0.4	4.3	0.0
Monday, August 05, 2013	6:20	0:10	39	58	43	33	-1	10.4	313	9	0.2	2.8	0.0
Monday, August 05, 2013	6:30	0:10	42	71	44	34	0	10.3	312	9	0.2	4.3	0.0
Monday, August 05, 2013	6:40	0:10	43	59	46	37	0	10.2	309	9	0.4	3.7	0.0
Monday, August 05, 2013	6:50	0:10	49	75	50	41	0	11.2	310	9	0.7	3.0	0.0
Monday, August 05, 2013	7:00	0:10	53	75	52	41	0	10.0	309	9	1.3	4.3	0.0
Monday, August 05, 2013	7:10	0:10	46	68	48	42	0	10.6	306	9	1.3	3.9	0.0
Monday, August 05, 2013	7:20	0:10	46	65	50	41	0	11.2	309	9	1.1	4.8	0.0
Monday, August 05, 2013	7:30	0:10	54	72	59	39	0	12.2	309	9	0.6	4.1	0.0
Monday, August 05, 2013	7:40	0:10	80	97	80	45	0	13.6	311	9	1.1	4.1	0.0
Monday, August 05, 2013	7:50	0:10	56	76	59	52	0	14.1	310	9	1.3	5.7	0.0
Monday, August 05, 2013	8:00	0:10	63	76	66	55	0	13.7	311	9	1.3	5.9	0.0
Monday, August 05, 2013	8:10	0:10	67	77	71	56	0	14.3	310	9	1.9	5.7	0.0
Monday, August 05, 2013	8:20	0:10	71	81	76	60	0	14.1	315	9	1.1	6.1	0.0
Monday, August 05, 2013	8:30	0:10	75	86	80	61	0	14.0	313	10	0.7	4.6	0.0
Monday, August 05, 2013	8:40	0:10	82	100	84	60	-1	13.7	309	10	1.9	6.5	0.0
Monday, August 05, 2013	8:50	0:10	70	87	74	49	-1	12.5	310	10	1.7	6.5	0.0
Monday, August 05, 2013	9:00	0:10	66	84	68	52	-1	12.9	309	10	1.9	6.5	0.0
Monday, August 05, 2013	9:10	0:10	60	74	64	48	0	12.2	311	10	1.5	4.4	0.0
Monday, August 05, 2013	9:20	0:10	53	71	56	45	-1	12.5	309	11	1.5	4.4	0.0
Monday, August 05, 2013	9:30	0:10	54	70	58	45	-1	11.3	314	11	1.7	4.8	0.0
Monday, August 05, 2013	9:40	0:10	67	87	64	46	0	11.0	322	11	1.9	6.1	0.0
Monday, August 05, 2013	9:50	0:10	55	78	56	43	0	12.2	315	11	2.4	5.0	0.0
Monday, August 05, 2013	10:00	0:10	57	76	59	42	0	12.2	308	11	1.7	4.8	0.0
Monday, August 05, 2013	10:10	0:10	56	73	57	54	0	12.2	324	12	1.9	4.8	0.0
Monday, August 05, 2013	10:20	0:10	56	79	56	54	0	12.2	314	12	2.0	4.8	0.0
Monday, August 05, 2013	10:30	0:10	57	74	59	51	0	12.2	327	13	1.5	5.2	0.0
Monday, August 05, 2013	10:40	0:10	45	55	48	40	0	12.2	323	13	1.7	5.6	0.0
Monday, August 05, 2013	10:50	0:10	50	59	53	46	0	12.2	324	13	2.4	5.6	0.0
Monday, August 05, 2013	11:00	0:10	49	75	50	42	0	12.2	320	13	1.9	4.4	0.0
Monday, August 05, 2013	11:10	0:10	52	74	54	44	0	12.2	323	14	2.4	5.4	0.0
Monday, August 05, 2013	11:20	0:10	51	71	53	43	0	12.2	311	14	2.0	5.0	0.0
Monday, August 05, 2013	11:30	0:10	50	75	53	43	0	12.2	317	14	2.2	5.4	0.0
Monday, August 05, 2013	11:40	0:10	57	78	58	44	0	12.2	298	14	2.4	6.1	0.0
Monday, August 05, 2013	11:50	0:10	52	72	54	44	0	12.2	301	15	1.7	5.0	0.0
Monday, August 05, 2013	12:00	0:10	54	78	55	44	0	12.2	303	15	2.2	7.2	0.0
Monday, August 05, 2013	12:10	0:10	56	80	57	48	0	12.2	303	15	2.4	6.7	0.0
Monday, August 05, 2013	12:20	0:10	58	90	58	46	0	12.2	308	15	2.4	6.1	0.0
Monday, August 05, 2013	12:30	0:10	54	73	58	47	0	12.2	305	16	2.4	6.3	0.0
Monday, August 05, 2013	12:40	0:10	55	78	57	51	0	12.2	305	16	2.2	6.7	0.0
Monday, August 05, 2013	12:50	0:10	53	76	55	47	0	12.2	305	16	3.0	6.3	0.0
Monday, August 05, 2013	13:00	0:10	50	62	53	45	0	12.2	301	16	2.4	5.7	0.0
Monday, August 05, 2013	13:10	0:10	51	73	54	45	0	12.2	306	16	2.8	6.3	0.0
Monday, August 05, 2013	13:20	0:10	49	59	52	41	0	12.2	296	16	2.6	6.9	0.0
Monday, August 05, 2013	13:30	0:10	48	59	51	41	0	12.2	303	16	2.2	5.7	0.0
Monday, August 05, 2013	13:40	0:10	45	57	48	40	0	12.2	310	17	1.5	4.6	0.0
Monday, August 05, 2013	13:50	0:10	47	63	51	40	0	12.2	312	17	1.9	5.7	0.0
Monday, August 05, 2013	14:00	0:10	48	64	51	43	0	12.2	319	17	2.4	6.1	0.0
Monday, August 05, 2013	14:10	0:10	49	62	53	42	0	12.2	317	17	2.0	5.9	0.0
Monday, August 05, 2013	14:20	0:10	46	57	49	39	0	12.2	309	17	1.5	5.4	0.0
Monday, August 05, 2013	14:30	0:10	54	77	48	40	0	12.2	310	17	0.6	3.3	0.0
Monday, August 05, 2013	14:40	0:10	43	56	46	39	0	12.2	312	17	1.3	5.9	0.0
Monday, August 05, 2013	14:50	0:10	48	76	52	40	0	12.2	312	17	1.3	4.8	0.0
Monday, August 05, 2013	15:00	0:10	47	57	49	40	0	12.2	319	17	2.0	5.9	0.0
Monday, August 05, 2013	15:10	0:10	48	59	51	41	0	12.2	317	17	2.2	5.7	0.0
Monday, August 05, 2013	15:20	0:10	45	59	47	40	0	12.2	302	17	2.2	5.4	0.0
Monday, August 05, 2013	15:30	0:10	45	56	48	39	-1	11.1	300	17	1.9	5.0	0.0
Monday, August 05, 2013	15:40	0:10	48	69	52	42	0	10.2	307	17	2.4	6.1	0.0
Monday, August 05, 2013	15:50	0:10	51	70	54	45	-1	11.2	312	17	3.0	6.7	0.0
Monday, August 05, 2013	16:00	0:10	52	80	53	42	-1	11.0	317	18	2.0	6.3	0.0
Monday, August 05, 2013	16:10	0:10	53	81	52	43	-1	9.8	303	18	2.2	5.4	0.0
Monday, August 05, 2013	16:20	0:10	51	75	54	43	-1	9.5	320	18	2.4	6.9	0.0
Monday, August 05, 2013	16:30	0:10	50	61	53	44	0	9.8	308	17	2.8	6.3	0.0
Monday, August 05, 2013	16:40	0:10	46	62	49	40	-1	9.1	318	18	2.0	5.4	0.0
Monday, August 05, 2013	16:50	0:10	46	54	49	40	-1	9.5	301	18	2.4	5.0	0.0
Monday, August 05, 2013	17:00	0:10	44	53	47	39	-1	9.2	302	17	2.2	5.7	0.0
Monday, August 05, 2013	17:10	0:10	44	52	46	38	71	9.1	318	17	2.2	5.2	0.0
Monday, August 05, 2013	17:20	0:10	44	55	47	38	-3	9.4	323	17	2.0	4.6	0.0
Monday, August 05, 2013	17:30	0:10	44	54	47	40	-4	9.1	322	17	2.2	5.4	0.0
Monday, August 05, 2013	17:40	0:10	39	49	42	34	-4	8.9	326	16	1.1	3.9	0.0
Monday, August 05, 2013	17:50	0:10	37	53	39	32	-4	9.0	325	16	0.7	3.0	0.0
Monday, August 05, 2013	18:00	0:10	41	51	44	33	-4	9.0	321	16	1.5	5.2	0.0
Monday, August 05, 2013	18:10	0:10	45	54	48	38	-4	8.5	325	16	2.0	6.1	0.0
Monday, August 05, 2013	18:20	0:10	45	57	49	38	-1	11.0	321	15	1.5	4.6	0.0
Monday, August 05, 2013	18:30	0:10	45	68	44	37	-1	9.5	320	15	1.7	3.9	0.0
Monday, August 05, 2013	18:40	0:10	44	54	47	37	0	8.9	321	15	1.9	5.2	0.0
Monday, August 05, 2013	18:50	0:10	40	48	42	35	0	8.7	318	15	1.1	3.5	0.0
Monday, August 05, 2013	19:00	0:10	42	56	45	36	-1	8.0	318	14	1.5	3.7	0.0
Monday, August 05, 2013	19:10	0:10	39	58	42	33	0	7.9	320	14	0.7	3.3	0.0
Monday, August 05, 2013	19:20	0:10	34	52	35	29	-1	9.5	316	14	0.6	3.0	0.0
Monday, August 05, 2013	19:30	0:10	37	56	38	29	0	9.7	316	14	0.4	2.0	0.0
Monday, August 05, 2013	19:40	0:10	35	53	37	28	-1	8.5	319	14	0.4	2.0	0.0
Monday, August 05, 2013	19:50	0:10	35	56	36	30	-1	7.7	331	13	0.6	2.8	0.0
Monday, August 05, 2013	20:00	0:10	31	46	32	26	0	6.2	328	13	0.2	2.2	0.0
Monday, August 05, 2013	20:10	0:10	35	53	35	26	0	6.3	323	13	0.0	1.3	0.0
Monday, August 05, 2013	20:20	0:10	29	45	31	23	-1	4.9	321	13	0.2	1.9	0.0
Monday, August 05, 2013	20:30	0:10	22	31	23	21	-1	5.4	317	13	0.0	0.0	0.0
Monday, August 05, 2013	20:40	0:10	34	59	29	22	0	5.6	314	12	0.0	0.0	0.0
Monday, August 05, 2013	20:50	0:10	23	40	24	22	0	5.7	310	12	0.0	0.0	0.0
Monday, August 05, 2013	21:00	0:10	32	51	34	24	-1	6.7	314	12	0.0	0.0	0.0
Monday, August 05, 2013	21:10	0:10	32	53	31	24	-1	7.2	319	12	0.0	1.5	0.0
Monday, August 05, 2013	21:20	0:10	25	37	29	22	-1	7.3	317	12	0.0	0.0	0.0
Monday, August 05, 2013	21:30	0:10	24	42	24	22	0	5.9	318	12	0.0	0.0	0.0
Monday, August 05, 2013	21:40	0:10	29	43	32	22	0	6.1	316	12	0.0	0.0	0.0
Monday, August 05, 2013	21:50	0:10	24	39	23	22	-1	6.4	320	11	0.0	0.0	0.0
Monday, August 05, 2013	22:00	0:10	23	37	24	21	0	5.5	316	11	0.0	0.0	0.0
Monday, August 05, 2013	22:10	0:10	35	53									

Table A-7: Location 6 Summer Compliance Evaluation

Date	Time	Duration	Leq	Lmax	L(10)	L(90)	WT W6	WT W6	Onsite Met	Onsite Met	Loc. 6	Loc. 6	Loc. 6
	Start Time	(min)	(dBA)	(dBA)	(dBA)	(dBA)	Output (kW)	HH WS (m/s)	WD @ 75m (degrees)	Temp. (°C)	Avg. WS @ 2m (m/s)	Gust WS @ 2m (m/s)	Precip. (mm)
Monday, August 05, 2013	22:30	0:10	35	56	31	26	0	6.5	309	11	0.0	0.0	0.0
Monday, August 05, 2013	22:40	0:10	27	44	28	23	0	5.3	311	11	0.0	0.0	0.0
Monday, August 05, 2013	22:50	0:10	22	30	23	21	0	5.1	308	11	0.0	0.0	0.0
Monday, August 05, 2013	23:00	0:10	24	40	24	20	0	5.1	306	11	0.0	0.0	0.0
Monday, August 05, 2013	23:10	0:10	23	34	24	21	0	6.0	315	11	0.0	0.0	0.0
Monday, August 05, 2013	23:20	0:10	34	57	23	20	0	4.4	321	11	0.0	0.0	0.0
Monday, August 05, 2013	23:30	0:10	23	36	22	19	2	4.2	319	11	0.0	0.0	0.0
Monday, August 05, 2013	23:40	0:10	20	39	21	18	-4	4.6	319	11	0.0	0.0	0.0
Monday, August 05, 2013	23:50	0:10	19	32	20	18	-4	5.4	323	11	0.0	0.0	0.0
Tuesday, August 06, 2013	0:00	0:10	23	52	20	18	-4	4.3	328	11	0.0	0.0	0.0
Tuesday, August 06, 2013	0:10	0:10	18	39	19	17	-4	4.4	330	11	0.0	0.0	0.0
Tuesday, August 06, 2013	0:20	0:10	17	32	18	16	-4	4.7	331	11	0.0	0.0	0.0
Tuesday, August 06, 2013	0:30	0:10	34	54	29	16	1	4.3	330	11	0.0	0.0	0.0
Tuesday, August 06, 2013	0:40	0:10	37	45	43	16	-1	4.9	325	11	0.0	0.0	0.0
Tuesday, August 06, 2013	0:50	0:10	17	26	18	16	-4	5.5	329	11	0.0	0.0	0.0
Tuesday, August 06, 2013	1:00	0:10	26	45	30	17	-4	4.8	329	11	0.0	0.0	0.0
Tuesday, August 06, 2013	1:10	0:10	17	31	18	16	-4	5.1	328	12	0.0	0.0	0.0
Tuesday, August 06, 2013	1:20	0:10	18	42	18	16	-4	3.6	327	11	0.0	0.0	0.0
Tuesday, August 06, 2013	1:30	0:10	17	31	17	16	-4	4.2	320	11	0.0	0.0	0.0
Tuesday, August 06, 2013	1:40	0:10	17	29	17	16	0	5.0	325	11	0.0	0.0	0.0
Tuesday, August 06, 2013	1:50	0:10	17	29	17	16	-1	3.9	327	12	0.0	0.0	0.0
Tuesday, August 06, 2013	2:00	0:10	29	49	28	16	-1	4.0	326	11	0.0	0.0	0.0
Tuesday, August 06, 2013	2:10	0:10	24	30	29	16	-1	3.7	326	11	0.0	0.0	0.0
Tuesday, August 06, 2013	2:20	0:10	28	30	28	27	0	3.6	322	11	0.0	0.0	0.0
Tuesday, August 06, 2013	2:30	0:10	30	33	31	28	0	3.8	325	11	0.0	0.0	0.0
Tuesday, August 06, 2013	2:40	0:10	24	31	29	16	0	4.0	324	11	0.0	0.0	0.0
Tuesday, August 06, 2013	2:50	0:10	17	33	17	16	0	4.1	321	11	0.0	0.0	0.0
Tuesday, August 06, 2013	3:00	0:10	35	56	25	16	-1	4.2	325	12	0.0	0.0	0.0
Tuesday, August 06, 2013	3:10	0:10	17	27	18	17	0	3.8	332	11	0.0	0.0	0.0
Tuesday, August 06, 2013	3:20	0:10	18	33	18	16	-1	3.8	333	11	0.0	0.0	0.0
Tuesday, August 06, 2013	3:30	0:10	27	45	24	16	0	3.8	328	12	0.0	0.0	0.0
Tuesday, August 06, 2013	3:40	0:10	16	27	17	16	-1	3.8	326	12	0.0	0.0	0.0
Tuesday, August 06, 2013	3:50	0:10	26	48	31	16	-1	4.6	325	11	0.0	0.0	0.0
Tuesday, August 06, 2013	4:00	0:10	29	43	31	17	0	4.6	323	11	0.0	0.0	0.0
Tuesday, August 06, 2013	4:10	0:10	23	41	18	16	0	4.3	329	12	0.0	0.0	0.0
Tuesday, August 06, 2013	4:20	0:10	26	41	27	17	-1	4.7	335	11	0.0	0.0	0.0
Tuesday, August 06, 2013	4:30	0:10	23	41	18	16	0	4.8	335	11	0.0	0.0	0.0
Tuesday, August 06, 2013	4:40	0:10	27	48	24	16	0	5.0	332	11	0.0	0.0	0.0
Tuesday, August 06, 2013	4:50	0:10	29	48	24	17	0	4.7	330	11	0.0	0.0	0.0
Tuesday, August 06, 2013	5:00	0:10	25	42	25	17	-1	4.8	330	11	0.0	0.0	0.0
Tuesday, August 06, 2013	5:10	0:10	30	56	24	17	-1	4.9	334	11	0.0	0.0	0.0
Tuesday, August 06, 2013	5:20	0:10	26	41	26	17	0	4.6	336	11	0.0	0.0	0.0
Tuesday, August 06, 2013	5:30	0:10	31	50	33	18	0	4.2	339	11	0.0	0.0	0.0
Tuesday, August 06, 2013	5:40	0:10	34	56	35	18	-1	3.9	339	11	0.0	0.0	0.0
Tuesday, August 06, 2013	5:50	0:10	34	53	33	18	-1	3.5	336	11	0.0	0.0	0.0
Tuesday, August 06, 2013	6:00	0:10	32	63	25	18	0	3.6	335	11	0.0	0.0	0.0
Tuesday, August 06, 2013	6:10	0:10	34	53	33	19	0	3.8	335	11	0.0	0.0	0.0
Tuesday, August 06, 2013	6:20	0:10	35	51	40	20	0	3.9	331	11	0.0	0.0	0.0
Tuesday, August 06, 2013	6:30	0:10	38	50	43	20	-1	3.8	328	11	0.0	0.0	0.0
Tuesday, August 06, 2013	6:40	0:10	26	49	29	19	0	3.8	326	11	0.0	0.0	0.0
Tuesday, August 06, 2013	6:50	0:10	32	53	32	20	-1	3.4	326	12	0.0	0.0	0.0
Tuesday, August 06, 2013	7:00	0:10	36	53	38	22	-1	2.9	326	11	0.0	0.0	0.0
Tuesday, August 06, 2013	7:10	0:10	30	44	33	22	0	3.1	326	13	0.0	0.0	0.0
Tuesday, August 06, 2013	7:20	0:10	31	49	32	23	0	3.0	326	14	0.0	0.0	0.0
Tuesday, August 06, 2013	7:30	0:10	33	53	32	21	0	2.9	326	15	0.0	0.0	0.0
Tuesday, August 06, 2013	7:40	0:10	40	66	38	21	-1	2.9	326	15	0.0	0.0	0.0
Tuesday, August 06, 2013	7:50	0:10	32	51	35	21	0	2.8	328	16	0.0	0.0	0.0
Tuesday, August 06, 2013	8:00	0:10	33	50	32	22	0	2.6	328	16	0.0	0.0	0.0
Tuesday, August 06, 2013	8:10	0:10	30	51	33	22	0	2.4	328	16	0.0	0.0	0.0
Tuesday, August 06, 2013	8:20	0:10	37	50	41	23	-1	2.4	328	16	0.0	0.0	0.0
Tuesday, August 06, 2013	8:30	0:10	29	52	30	21	0	2.2	328	16	0.0	0.0	0.0
Tuesday, August 06, 2013	8:40	0:10	37	54	41	23	0	2.5	328	17	0.0	0.0	0.0
Tuesday, August 06, 2013	8:50	0:10	35	59	32	22	0	2.9	328	17	0.0	0.0	0.0
Tuesday, August 06, 2013	9:00	0:10	34	54	35	23	0	2.7	328	17	0.2	2.0	0.0
Tuesday, August 06, 2013	9:10	0:10	27	41	31	22	0	2.6	328	17	0.0	0.0	0.0
Tuesday, August 06, 2013	9:20	0:10	27	46	31	21	0	2.6	318	17	0.0	1.5	0.0
Tuesday, August 06, 2013	9:30	0:10	33	51	32	24	0	2.6	318	17	0.0	0.0	0.0
Tuesday, August 06, 2013	9:40	0:10	40	59	38	26	0	2.6	318	18	0.0	0.7	0.0
Tuesday, August 06, 2013	9:50	0:10	36	55	37	24	0	2.6	316	18	0.0	0.7	0.0
Tuesday, August 06, 2013	10:00	0:10	37	52	40	26	0	2.6	302	18	0.0	0.7	0.0
Tuesday, August 06, 2013	10:10	0:10	37	53	37	25	0	2.6	307	18	0.0	0.0	0.0
Tuesday, August 06, 2013	10:20	0:10	42	65	36	26	0	2.6	319	17	0.2	1.5	0.0
Tuesday, August 06, 2013	10:30	0:10	30	47	33	23	0	2.6	326	17	0.2	2.6	0.0
Tuesday, August 06, 2013	10:40	0:10	36	56	31	21	0	2.6	7	16	0.0	0.0	0.0
Tuesday, August 06, 2013	10:50	0:10	35	53	37	22	0	2.6	344	17	0.0	0.0	0.0
Tuesday, August 06, 2013	11:00	0:10	32	48	34	26	0	2.6	343	18	0.0	0.0	0.0
Tuesday, August 06, 2013	11:10	0:10	29	40	31	24	0	2.6	340	18	0.0	0.0	0.0
Tuesday, August 06, 2013	11:20	0:10	43	61	45	29	0	2.6	334	17	0.0	0.7	0.0
Tuesday, August 06, 2013	11:30	0:10	37	53	39	28	0	2.6	331	17	0.0	0.0	0.0
Tuesday, August 06, 2013	11:40	0:10	39	66	40	28	0	2.6	15	17	0.2	2.6	0.0
Tuesday, August 06, 2013	11:50	0:10	34	52	36	24	0	2.6	15	17	0.0	0.2	0.0
Tuesday, August 06, 2013	12:00	0:10	28	44	29	24	0	2.6	16	18	0.0	1.7	0.0
Tuesday, August 06, 2013	12:10	0:10	39	55	42	25	0	2.6	277	19	0.0	0.0	0.0
Tuesday, August 06, 2013	12:20	0:10	39	63	36	27	0	2.6	206	20	0.0	0.6	0.0
Tuesday, August 06, 2013	12:30	0:10	40	60	37	27	0	2.6	191	20	0.0	1.5	0.0
Tuesday, August 06, 2013	12:40	0:10	61	81	64	23	0	2.6	213	20	0.0	0.0	0.0
Tuesday, August 06, 2013	12:50	0:10	32	46	35	27	0	2.6	207	20	0.0	1.1	0.0
Tuesday, August 06, 2013	13:00	0:10	32	46	36	24	0	2.6	207	20	0.4	2.8	0.0
Tuesday, August 06, 2013	13:10	0:10	37	57	37	26	0	2.6	209	20	0.0	1.7	0.0
Tuesday, August 06, 2013	13:20	0:10	37	55	38	27	0	2.6	197	21	0.2	2.2	0.0
Tuesday, August 06, 2013	13:30	0:10	36	53	39	27	0	2.6	194	20	0.4	3.5	0.0
Tuesday, August 06, 2013	13:40	0:10	36	47	39	29	0	2.6	169	20	0.2	3.7	0.0
Tuesday, August 06, 2013	13:50	0:10	35	55	35	28	0	2.6	162	20	0.2	3.0	0.0
Tuesday, August 06, 2013	14:00	0:10	41	58	44	30	0	2.6	173	20	0.0	0.4	0.0
Tuesday, August 06, 2013	14:10	0:10	42	60	45	31	0	2.6	175	20	0.2	2.4	0.0
Tuesday, August 06, 2013	14:20	0:10	42	70	39	28	0	2.6	160	20	0.2	1.7	0.0
Tuesday, August 06, 2013	14:30	0:10	42	65	43	32	0	2.6	153	20	0.0	0.4	0.0
Tuesday, August 06, 2013	14:40	0:10	54	83	57	34	0	2.6	154	20	0.2	1.7	0.0
Tuesday, August 06, 2013	14:50	0:10	54	73	57	30	-1	3.4	153	20	0.2	1.3	0.0
Tuesday, August 06, 201													

Table A-7: Location 6 Summer Compliance Evaluation

Date	Time	Duration	Leq	Lmax	L(10)	L(90)	WT W6	WT W6	Onsite Met	Onsite Met	Loc. 6	Loc. 6	Loc. 6
	Start Time	(min)	(dBA)	(dBA)	(dBA)	(dBA)	Output (kW)	HH WS (m/s)	WD @ 75m (degrees)	Temp. (°C)	Avg. WS @ 2m (m/s)	Gust WS @ 2m (m/s)	Precip. (mm)
Tuesday, August 06, 2013	15:10	0:10	36	50	38	30	186	5.3	156	21	0.0	1.3	0.0
Tuesday, August 06, 2013	15:20	0:10	39	55	41	32	133	4.8	162	21	0.0	0.9	0.0
Tuesday, August 06, 2013	15:30	0:10	38	55	41	31	147	4.8	155	21	0.0	2.0	0.0
Tuesday, August 06, 2013	15:40	0:10	37	57	39	28	42	3.7	151	20	0.0	0.0	0.0
Tuesday, August 06, 2013	15:50	0:10	38	63	42	29	69	4.2	160	21	0.0	1.3	0.0
Tuesday, August 06, 2013	16:00	0:10	37	51	40	30	190	5.2	158	20	0.0	0.0	0.0
Tuesday, August 06, 2013	16:10	0:10	42	63	43	30	163	5.1	158	20	0.0	0.2	0.0
Tuesday, August 06, 2013	16:20	0:10	34	45	38	28	197	5.3	156	20	0.0	0.0	0.0
Tuesday, August 06, 2013	16:30	0:10	33	51	31	28	133	4.8	156	19	0.0	0.0	0.0
Tuesday, August 06, 2013	16:40	0:10	38	58	38	28	89	4.3	161	19	0.0	0.0	0.0
Tuesday, August 06, 2013	16:50	0:10	45	65	46	29	3	3.1	162	20	0.0	0.6	0.0
Tuesday, August 06, 2013	17:00	0:10	41	66	44	29	76	4.4	159	20	0.0	0.0	0.0
Tuesday, August 06, 2013	17:10	0:10	36	60	38	28	117	4.6	148	20	0.0	0.0	0.0
Tuesday, August 06, 2013	17:20	0:10	39	61	40	33	58	4.0	148	20	0.0	0.0	0.0
Tuesday, August 06, 2013	17:30	0:10	41	63	45	32	25	3.3	159	19	0.0	0.0	0.0
Tuesday, August 06, 2013	17:40	0:10	37	56	37	32	92	4.8	159	19	0.0	0.0	0.0
Tuesday, August 06, 2013	17:50	0:10	47	64	46	33	136	4.9	156	19	0.0	0.7	0.0
Tuesday, August 06, 2013	18:00	0:10	48	70	51	33	87	4.1	159	19	0.0	0.4	0.0
Tuesday, August 06, 2013	18:10	0:10	42	64	44	32	156	5.0	157	19	0.0	0.0	0.0
Tuesday, August 06, 2013	18:20	0:10	43	68	42	32	245	5.8	164	18	0.0	0.0	0.0
Tuesday, August 06, 2013	18:30	0:10	36	56	38	32	324	6.2	159	18	0.0	0.0	0.0
Tuesday, August 06, 2013	18:40	0:10	40	59	40	33	294	5.9	160	18	0.0	0.0	0.0
Tuesday, August 06, 2013	18:50	0:10	38	56	41	33	261	5.8	158	19	0.0	0.0	0.0
Tuesday, August 06, 2013	19:00	0:10	36	54	35	32	289	6.0	158	18	0.0	0.0	0.0
Tuesday, August 06, 2013	19:10	0:10	37	56	36	32	298	6.1	157	18	0.0	0.0	0.0
Tuesday, August 06, 2013	19:20	0:10	36	53	35	32	320	6.1	156	18	0.0	0.0	0.0
Tuesday, August 06, 2013	19:30	0:10	33	47	34	32	412	6.6	159	17	0.0	0.0	0.0
Tuesday, August 06, 2013	19:40	0:10	40	58	40	32	424	6.7	159	17	0.0	0.0	0.0
Tuesday, August 06, 2013	19:50	0:10	48	73	37	32	372	6.5	158	17	0.0	0.0	0.0
Tuesday, August 06, 2013	20:00	0:10	32	41	33	31	339	6.3	158	16	0.0	0.0	0.0
Tuesday, August 06, 2013	20:10	0:10	31	43	33	26	343	6.3	160	16	0.0	0.0	0.0
Tuesday, August 06, 2013	20:20	0:10	42	58	44	36	308	6.1	163	16	0.0	0.0	0.0
Tuesday, August 06, 2013	20:30	0:10	32	44	31	26	346	6.5	166	16	0.0	0.0	0.0
Tuesday, August 06, 2013	20:40	0:10	33	51	32	28	432	7.0	164	16	0.0	0.0	0.0
Tuesday, August 06, 2013	20:50	0:10	37	63	32	29	471	7.2	163	16	0.0	0.0	0.0
Tuesday, August 06, 2013	21:00	0:10	34	50	34	28	378	6.7	159	16	0.0	0.0	0.0
Tuesday, August 06, 2013	21:10	0:10	30	44	31	28	448	7.0	156	16	0.0	0.0	0.0
Tuesday, August 06, 2013	21:20	0:10	38	60	40	28	443	7.0	162	16	0.0	0.0	0.0
Tuesday, August 06, 2013	21:30	0:10	42	63	44	28	329	6.3	162	15	0.0	0.0	0.0
Tuesday, August 06, 2013	21:40	0:10	36	55	34	28	432	6.8	162	15	0.0	0.0	0.0
Tuesday, August 06, 2013	21:50	0:10	31	41	33	29	529	7.3	161	15	0.0	0.0	0.0
Tuesday, August 06, 2013	22:00	0:10	33	50	32	28	493	7.0	161	15	0.0	0.0	0.0
Tuesday, August 06, 2013	22:10	0:10	29	36	29	28	373	6.4	159	15	0.0	0.0	0.0
Tuesday, August 06, 2013	22:20	0:10	40	61	34	28	459	7.2	164	15	0.0	0.0	0.0
Tuesday, August 06, 2013	22:30	0:10	29	33	31	27	363	6.4	167	15	0.0	0.0	0.0
Tuesday, August 06, 2013	22:40	0:10	29	36	31	27	335	6.3	167	14	0.0	0.0	0.0
Tuesday, August 06, 2013	22:50	0:10	29	36	30	27	312	6.3	163	14	0.0	0.0	0.0
Tuesday, August 06, 2013	23:00	0:10	27	33	28	26	387	6.7	166	14	0.0	0.0	0.0
Tuesday, August 06, 2013	23:10	0:10	27	32	30	26	449	7.0	166	14	0.0	0.0	0.0
Tuesday, August 06, 2013	23:20	0:10	33	53	30	25	432	6.7	166	14	0.0	0.0	0.0
Tuesday, August 06, 2013	23:30	0:10	28	41	29	26	472	7.1	167	14	0.0	0.0	0.0
Tuesday, August 06, 2013	23:40	0:10	28	36	30	26	460	7.0	171	14	0.0	0.0	0.0
Tuesday, August 06, 2013	23:50	0:10	30	47	31	26	530	7.3	171	14	0.0	0.0	0.0
Wednesday, August 07, 2013	0:00	0:10	28	34	30	26	473	6.8	168	14	0.0	0.0	0.0
Wednesday, August 07, 2013	0:10	0:10	27	34	30	25	287	6.1	171	14	0.0	0.0	0.0
Wednesday, August 07, 2013	0:20	0:10	26	32	27	23	495	7.1	172	14	0.0	0.0	0.0
Wednesday, August 07, 2013	0:30	0:10	34	54	31	24	485	6.9	174	14	0.0	0.0	0.0
Wednesday, August 07, 2013	0:40	0:10	27	40	28	23	257	5.9	182	14	0.0	0.0	0.0
Wednesday, August 07, 2013	0:50	0:10	24	39	27	22	131	4.7	187	14	0.0	0.0	0.0
Wednesday, August 07, 2013	1:00	0:10	24	38	27	21	66	4.3	189	14	0.0	0.0	0.0
Wednesday, August 07, 2013	1:10	0:10	24	36	25	22	88	4.4	193	14	0.0	0.0	0.0
Wednesday, August 07, 2013	1:20	0:10	23	33	23	22	15	3.4	199	14	0.0	0.0	0.0
Wednesday, August 07, 2013	1:30	0:10	22	30	22	21	35	3.8	205	13	0.0	0.0	0.0
Wednesday, August 07, 2013	1:40	0:10	22	30	22	21	2	3.3	210	12	0.0	0.0	0.0
Wednesday, August 07, 2013	1:50	0:10	21	30	22	20	-17	2.8	216	12	0.0	0.0	0.0
Wednesday, August 07, 2013	2:00	0:10	21	33	21	20	-5	2.9	220	13	0.0	0.0	0.0
Wednesday, August 07, 2013	2:10	0:10	28	47	25	20	-4	3.4	228	12	0.0	0.0	0.0
Wednesday, August 07, 2013	2:20	0:10	20	29	21	20	-4	2.2	238	12	0.0	0.0	0.0
Wednesday, August 07, 2013	2:30	0:10	20	29	21	19	-4	1.6	246	12	0.0	0.0	0.0
Wednesday, August 07, 2013	2:40	0:10	20	28	21	19	-4	1.3	239	12	0.0	0.0	0.0
Wednesday, August 07, 2013	2:50	0:10	20	29	20	19	-4	1.3	230	12	0.0	0.0	0.0
Wednesday, August 07, 2013	3:00	0:10	20	28	20	19	-2	1.1	230	12	0.0	0.0	0.0
Wednesday, August 07, 2013	3:10	0:10	21	29	23	19	-1	1.4	234	12	0.0	0.0	0.0
Wednesday, August 07, 2013	3:20	0:10	20	26	22	19	0	1.0	223	12	0.0	0.0	0.0
Wednesday, August 07, 2013	3:30	0:10	20	28	22	18	0	1.1	221	12	0.0	0.0	0.0
Wednesday, August 07, 2013	3:40	0:10	20	29	22	18	0	1.4	225	12	0.0	0.0	0.0
Wednesday, August 07, 2013	3:50	0:10	34	55	28	18	0	1.1	226	12	0.0	0.0	0.0
Wednesday, August 07, 2013	4:00	0:10	19	39	20	18	0	1.5	232	12	0.0	0.0	0.0
Wednesday, August 07, 2013	4:10	0:10	26	41	26	18	0	2.0	238	12	0.0	0.0	0.0
Wednesday, August 07, 2013	4:20	0:10	21	39	19	18	-1	2.5	229	12	0.0	0.0	0.0
Wednesday, August 07, 2013	4:30	0:10	37	45	42	18	-2	2.7	225	12	0.0	0.0	0.0
Wednesday, August 07, 2013	4:40	0:10	48	70	39	19	-5	1.9	227	12	0.0	0.0	0.0
Wednesday, August 07, 2013	4:50	0:10	25	42	24	18	-4	1.6	223	12	0.0	0.0	0.0
Wednesday, August 07, 2013	5:00	0:10	31	48	35	19	-5	1.4	219	12	0.0	0.0	0.0
Wednesday, August 07, 2013	5:10	0:10	30	48	33	18	-5	1.5	218	12	0.0	0.0	0.0
Wednesday, August 07, 2013	5:20	0:10	29	50	31	18	-5	1.9	215	12	0.0	0.0	0.0
Wednesday, August 07, 2013	5:30	0:10	26	44	28	18	-4	1.4	215	12	0.0	0.0	0.0
Wednesday, August 07, 2013	5:40	0:10	33	51	33	18	-1	1.1	215	13	0.0	0.0	0.0
Wednesday, August 07, 2013	5:50	0:10	28	47	32	18	-1	1.6	213	13	0.0	0.0	0.0
Wednesday, August 07, 2013	6:00	0:10	31	60	27	18	-1	2.6	209	13	0.0	0.0	0.0
Wednesday, August 07, 2013	6:10	0:10	32	62	32	18	0	2.7	212	13	0.0	0.0	0.0
Wednesday, August 07, 2013	6:20	0:10	34	49	37	19	0	2.7	210	14	0.0	0.0	0.0
Wednesday, August 07, 2013	6:30	0:10	34	55	34	21	-1	2.7	201	14	0.0	0.0	0.0
Wednesday, August 07, 2013	6:40	0:10	31	50	34	20	-1	2.7	203	15	0.0	0.0	0.0
Wednesday, August 07, 2013	6:50	0:10	34	50	36	20	-1	2.7	182	15	0.0	0.0	0.0
Wednesday, August 07, 2013	7:00	0:10	33	52	31	19	-2	3.0	178	15	0.0	0.0	0.0
Wednesday, August 07, 2013	7:10	0:10	32	51	32	20	-7	2.8	181	15	0.0	0.0	0.0
Wednesday, August 07, 2013	7:20	0:10	35	58	27	20	-8	2.7	172	15	0.0	0.0	0.0

Table A-7: Location 6 Summer Compliance Evaluation

Date	Time	Duration	Leq	Lmax	L(10)	L(90)	WT W6	WT W6	Onsite Met	Onsite Met	Loc. 6	Loc. 6	Loc. 6
	Start Time	(min)	(dBA)	(dBA)	(dBA)	(dBA)	Output (kW)	HH WS (m/s)	WD @ 75m (degrees)	Temp. (°C)	Avg. WS @ 2m (m/s)	Gust WS @ 2m (m/s)	Precip. (mm)
Wednesday, August 07, 2013	7:50	0:10	31	53	30	21	-7	2.9	171	15	0.0	0.0	0.0
Wednesday, August 07, 2013	8:00	0:10	35	53	36	23	-6	3.1	168	15	0.0	0.0	0.0
Wednesday, August 07, 2013	8:10	0:10	32	48	35	24	9	3.4	164	16	0.0	0.0	0.0
Wednesday, August 07, 2013	8:20	0:10	31	48	32	24	84	4.5	156	15	0.0	0.0	0.0
Wednesday, August 07, 2013	8:30	0:10	37	58	32	25	116	4.7	156	15	0.0	0.0	0.0
Wednesday, August 07, 2013	8:40	0:10	35	55	33	25	107	4.5	154	15	0.0	0.0	0.0
Wednesday, August 07, 2013	8:50	0:10	37	63	33	24	54	4.0	151	15	0.0	0.0	0.0
Wednesday, August 07, 2013	9:00	0:10	26	48	28	24	38	3.6	149	15	0.0	0.0	0.0
Wednesday, August 07, 2013	9:10	0:10	25	39	27	23	-1	2.9	150	15	0.0	0.0	0.0
Wednesday, August 07, 2013	9:20	0:10	28	44	30	23	-2	2.9	150	15	0.0	0.0	0.0
Wednesday, August 07, 2013	9:30	0:10	37	53	38	24	11	3.3	149	15	0.0	0.0	0.0
Wednesday, August 07, 2013	9:40	0:10	38	65	42	25	6	3.2	153	16	0.0	0.0	0.0
Wednesday, August 07, 2013	9:50	0:10	36	63	38	29	-6	2.5	158	16	0.0	0.0	0.0
Wednesday, August 07, 2013	10:00	0:10	39	63	40	28	27	3.4	167	17	0.0	0.0	0.0
Wednesday, August 07, 2013	10:10	0:10	38	54	39	30	8	3.1	159	17	0.0	0.0	0.0
Wednesday, August 07, 2013	10:20	0:10	37	54	39	28	-5	2.5	159	17	0.0	0.2	0.0
Wednesday, August 07, 2013	10:30	0:10	34	46	36	30	-4	2.7	157	17	0.0	1.3	0.0
Wednesday, August 07, 2013	10:40	0:10	34	51	35	28	12	3.2	145	18	0.0	0.0	0.0
Wednesday, August 07, 2013	10:50	0:10	36	56	36	29	19	3.1	143	17	0.0	0.0	0.0
Wednesday, August 07, 2013	11:00	0:10	34	48	36	29	109	4.4	147	17	0.0	0.2	0.0
Wednesday, August 07, 2013	11:10	0:10	40	61	41	29	31	3.3	144	18	0.0	0.0	0.0
Wednesday, August 07, 2013	11:20	0:10	34	42	36	29	97	4.3	146	18	0.0	0.9	0.0
Wednesday, August 07, 2013	11:30	0:10	39	58	40	30	141	5.0	152	18	0.0	1.1	0.0
Wednesday, August 07, 2013	11:40	0:10	38	56	39	30	213	5.4	151	18	0.2	2.6	0.0
Wednesday, August 07, 2013	11:50	0:10	37	55	39	29	261	5.9	151	19	0.0	1.9	0.0
Wednesday, August 07, 2013	12:00	0:10	52	74	47	33	339	6.3	154	19	0.0	0.4	0.0
Wednesday, August 07, 2013	12:10	0:10	49	69	47	34	329	6.2	151	20	0.2	2.4	0.0
Wednesday, August 07, 2013	12:20	0:10	40	58	43	32	463	7.0	158	19	0.2	2.6	0.0
Wednesday, August 07, 2013	12:30	0:10	57	72	61	36	389	6.5	158	20	0.2	2.2	0.0
Wednesday, August 07, 2013	12:40	0:10	59	76	61	37	499	7.2	156	20	0.0	1.5	0.0
Wednesday, August 07, 2013	12:50	0:10	43	51	47	35	453	6.9	156	20	0.4	2.0	0.0
Wednesday, August 07, 2013	13:00	0:10	43	62	46	36	473	6.8	159	20	0.0	1.5	0.0
Wednesday, August 07, 2013	13:10	0:10	43	56	46	37	444	7.0	160	20	0.0	2.2	0.0
Wednesday, August 07, 2013	13:20	0:10	41	63	43	36	432	6.7	158	20	0.0	1.5	0.0
Wednesday, August 07, 2013	13:30	0:10	45	64	47	37	580	7.4	154	20	0.4	2.8	0.0
Wednesday, August 07, 2013	13:40	0:10	43	55	47	36	438	6.9	159	20	0.2	2.6	0.0
Wednesday, August 07, 2013	13:50	0:10	43	52	46	37	663	7.9	157	20	0.2	2.0	0.0
Wednesday, August 07, 2013	14:00	0:10	44	53	48	38	90	8.9	160	20	0.4	2.6	0.0
Wednesday, August 07, 2013	14:10	0:10	42	53	46	37	-4	8.0	156	21	0.2	3.2	0.0
Wednesday, August 07, 2013	14:20	0:10	45	67	47	38	-4	7.8	155	21	0.4	2.2	0.0
Wednesday, August 07, 2013	14:30	0:10	41	65	44	36	-4	7.2	155	21	0.0	0.9	0.0
Wednesday, August 07, 2013	14:40	0:10	44	66	46	38	-4	7.4	150	21	0.4	3.5	0.0
Wednesday, August 07, 2013	14:50	0:10	42	55	45	38	-4	6.8	154	21	0.0	2.0	0.0
Wednesday, August 07, 2013	15:00	0:10	43	58	44	37	423	6.8	155	21	0.4	3.7	0.0
Wednesday, August 07, 2013	15:10	0:10	43	55	46	36	388	6.7	153	21	0.2	1.5	0.0
Wednesday, August 07, 2013	15:20	0:10	40	50	43	36	553	7.3	147	21	0.2	1.9	0.0
Wednesday, August 07, 2013	15:30	0:10	43	53	46	38	541	7.3	151	21	0.2	1.9	0.0
Wednesday, August 07, 2013	15:40	0:10	46	77	47	38	482	7.1	156	21	0.2	1.7	0.0
Wednesday, August 07, 2013	15:50	0:10	47	68	49	38	624	7.9	154	20	0.0	1.5	0.0
Wednesday, August 07, 2013	16:00	0:10	42	64	45	37	668	7.8	154	21	0.2	1.5	0.0
Wednesday, August 07, 2013	16:10	0:10	45	64	49	36	519	7.3	153	21	0.2	1.7	0.0
Wednesday, August 07, 2013	16:20	0:10	45	65	48	36	708	7.9	156	21	0.0	1.3	0.0
Wednesday, August 07, 2013	16:30	0:10	41	61	43	35	643	7.8	155	21	0.0	1.5	0.0
Wednesday, August 07, 2013	16:40	0:10	59	81	45	35	599	7.6	151	21	0.0	2.2	0.0
Wednesday, August 07, 2013	16:50	0:10	47	62	51	37	643	7.8	157	21	0.2	2.0	0.0
Wednesday, August 07, 2013	17:00	0:10	41	52	45	35	624	7.6	152	21	0.0	1.5	0.0
Wednesday, August 07, 2013	17:10	0:10	44	60	47	36	506	7.2	157	20	0.0	1.9	0.0
Wednesday, August 07, 2013	17:20	0:10	48	72	44	36	483	7.0	156	20	0.0	0.0	0.0
Wednesday, August 07, 2013	17:30	0:10	45	66	44	35	394	6.5	155	20	0.0	0.0	0.0
Wednesday, August 07, 2013	17:40	0:10	40	55	43	34	508	7.2	153	20	0.0	0.0	0.0
Wednesday, August 07, 2013	17:50	0:10	45	62	48	35	486	7.0	155	20	0.0	0.0	0.0
Wednesday, August 07, 2013	18:00	0:10	60	85	60	35	560	7.3	150	19	0.0	0.0	0.0
Wednesday, August 07, 2013	18:10	0:10	37	52	38	30	563	7.5	152	19	0.0	0.0	0.0
Wednesday, August 07, 2013	18:20	0:10	39	58	41	31	463	7.0	154	19	0.0	0.0	0.0
Wednesday, August 07, 2013	18:30	0:10	38	57	41	29	427	6.8	157	19	0.0	0.0	0.0
Wednesday, August 07, 2013	18:40	0:10	36	56	38	29	390	6.5	157	19	0.0	0.0	0.0
Wednesday, August 07, 2013	18:50	0:10	36	51	38	30	332	6.4	154	19	0.0	0.0	0.0
Wednesday, August 07, 2013	19:00	0:10	35	47	37	30	321	6.1	150	19	0.0	0.0	0.0
Wednesday, August 07, 2013	19:10	0:10	34	50	33	29	404	6.7	152	18	0.0	0.0	0.0
Wednesday, August 07, 2013	19:20	0:10	31	57	30	26	414	6.8	157	18	0.0	0.0	0.0
Wednesday, August 07, 2013	19:30	0:10	28	40	29	27	526	7.2	162	18	0.0	0.0	0.0
Wednesday, August 07, 2013	19:40	0:10	32	50	30	27	577	7.3	160	18	0.0	0.0	0.0
Wednesday, August 07, 2013	19:50	0:10	35	55	37	27	504	7.1	160	17	0.0	0.0	0.0
Wednesday, August 07, 2013	20:00	0:10	30	49	29	27	596	7.7	157	17	0.0	0.0	0.0
Wednesday, August 07, 2013	20:10	0:10	28	38	29	27	390	6.5	154	17	0.0	0.0	0.0
Wednesday, August 07, 2013	20:20	0:10	43	66	47	28	519	7.2	150	17	0.0	0.0	0.0
Wednesday, August 07, 2013	20:30	0:10	33	55	32	29	360	6.4	141	16	0.0	0.0	0.0
Wednesday, August 07, 2013	20:40	0:10	33	55	31	28	241	5.6	143	16	0.0	0.0	0.0
Wednesday, August 07, 2013	20:50	0:10	31	48	33	28	341	6.3	148	16	0.0	0.0	0.0
Wednesday, August 07, 2013	21:00	0:10	32	50	32	28	341	6.2	151	16	0.0	0.0	0.0
Wednesday, August 07, 2013	21:10	0:10	45	69	36	29	514	7.1	150	16	0.0	0.0	0.0
Wednesday, August 07, 2013	21:20	0:10	33	50	33	29	728	8.1	154	16	0.0	0.0	0.0
Wednesday, August 07, 2013	21:30	0:10	30	39	31	29	765	8.2	159	16	0.0	0.0	0.0
Wednesday, August 07, 2013	21:40	0:10	35	51	39	29	833	8.3	160	16	0.0	0.0	0.0
Wednesday, August 07, 2013	21:50	0:10	35	51	36	29	910	8.7	160	16	0.0	0.0	0.0
Wednesday, August 07, 2013	22:00	0:10	40	63	35	29	873	8.5	158	16	0.0	0.0	0.0
Wednesday, August 07, 2013	22:10	0:10	33	47	35	28	550	7.1	155	15	0.0	0.0	0.0
Wednesday, August 07, 2013	22:20	0:10	38	46	43	28	467	7.0	156	15	0.0	0.0	0.0
Wednesday, August 07, 2013	22:30	0:10	30	36	31	28	445	6.8	160	15	0.0	0.0	0.0
Wednesday, August 07, 2013	22:40	0:10	33	48	34	30	565	7.4	157	15	0.0	0.0	0.0
Wednesday, August 07, 2013	22:50	0:10	30	35	32	29	621	7.8	154	15	0.0	0.0	0.0
Wednesday, August 07, 2013	23:00	0:10	29	31	30	28	653	7.9	154	15	0.0	0.0	0.0
Wednesday, August 07, 2013	23:10	0:10	31	36	33	30	690	8.0	156	15	0.0	0.0	0.0
Wednesday, August 07, 2013	23:20	0:10	33	40	35	30	741	8.1	161	15	0.0	0.0	0.0
Wednesday, August 07, 2013	23:30	0:10	35	52	35	30	545	7.3	163	15	0.0	0.0	0.0
Wednesday, August 07, 2013	23:40	0:10	39	48	43	33	374	6.4	161	15	0.0	0.0	0.0
Wednesday, August 07, 2013	23:50	0:10	32	40	37	27	367	6.5	166	14	0.0	0.0	0.0
Thursday, August 08, 2013	0:00	0:10	39	48									

Table A-7: Location 6 Summer Compliance Evaluation

Date	Time	Duration	Leq	Lmax	L(10)	L(90)	WT W6	WT W6	Onsite Met	Onsite Met	Loc. 6	Loc. 6	Loc. 6
	Start Time	(min)	(dBA)	(dBA)	(dBA)	(dBA)	Output (kW)	HH WS (m/s)	WD @ 75m (degrees)	Temp. (°C)	Avg. WS @ 2m (m/s)	Gust WS @ 2m (m/s)	Precip. (mm)
Thursday, August 08, 2013	0:30	0:10	35	54	33	28	348	6.4	164	14	0.0	0.0	0.0
Thursday, August 08, 2013	0:40	0:10	29	38	30	27	257	5.8	161	14	0.0	0.0	0.0
Thursday, August 08, 2013	0:50	0:10	30	41	31	28	261	5.8	162	14	0.0	0.0	0.0
Thursday, August 08, 2013	1:00	0:10	29	36	31	28	220	5.5	162	14	0.0	0.0	0.0
Thursday, August 08, 2013	1:10	0:10	30	43	33	28	185	5.1	163	14	0.0	0.0	0.0
Thursday, August 08, 2013	1:20	0:10	30	37	31	28	311	6.1	163	14	0.0	0.0	0.0
Thursday, August 08, 2013	1:30	0:10	31	41	33	29	388	6.6	161	14	0.0	0.0	0.0
Thursday, August 08, 2013	1:40	0:10	29	39	30	28	390	6.7	153	13	0.0	0.0	0.0
Thursday, August 08, 2013	1:50	0:10	29	35	30	28	353	6.3	152	13	0.0	0.0	0.0
Thursday, August 08, 2013	2:00	0:10	31	47	31	27	0	7.0	155	13	0.0	0.0	0.0
Thursday, August 08, 2013	2:10	0:10	28	36	30	27	-4	6.9	160	13	0.0	0.0	0.0
Thursday, August 08, 2013	2:20	0:10	32	46	35	29	-4	6.6	158	13	0.0	0.0	0.0
Thursday, August 08, 2013	2:30	0:10	34	43	36	31	-4	7.6	157	13	0.0	0.0	0.0
Thursday, August 08, 2013	2:40	0:10	35	45	37	30	-4	7.8	154	13	0.0	0.0	0.0
Thursday, August 08, 2013	2:50	0:10	31	39	32	29	-5	7.8	153	13	0.0	0.0	0.0
Thursday, August 08, 2013	3:00	0:10	32	38	34	29	533	7.3	150	13	0.0	0.0	0.0
Thursday, August 08, 2013	3:10	0:10	34	44	36	31	543	7.2	150	13	0.0	0.0	0.0
Thursday, August 08, 2013	3:20	0:10	33	41	35	30	684	7.7	149	13	0.0	0.0	0.0
Thursday, August 08, 2013	3:30	0:10	32	39	34	30	539	7.3	151	13	0.0	0.0	0.0
Thursday, August 08, 2013	3:40	0:10	32	39	36	28	424	6.7	153	13	0.0	0.0	0.0
Thursday, August 08, 2013	3:50	0:10	31	38	33	28	389	6.4	153	13	0.0	0.0	0.0
Thursday, August 08, 2013	4:00	0:10	30	35	31	27	386	6.4	160	13	0.0	0.0	0.0
Thursday, August 08, 2013	4:10	0:10	36	47	42	26	324	6.2	157	13	0.0	0.0	0.0
Thursday, August 08, 2013	4:20	0:10	35	45	42	27	354	6.3	155	13	0.0	0.0	0.0
Thursday, August 08, 2013	4:30	0:10	29	41	30	27	279	5.9	154	13	0.0	0.0	0.0
Thursday, August 08, 2013	4:40	0:10	30	37	31	28	323	6.3	155	14	0.0	0.0	0.0
Thursday, August 08, 2013	4:50	0:10	31	46	31	27	351	6.3	158	14	0.0	0.0	0.0
Thursday, August 08, 2013	5:00	0:10	28	40	28	26	250	5.7	162	14	0.0	0.0	0.0
Thursday, August 08, 2013	5:10	0:10	28	41	30	25	236	5.7	166	14	0.0	0.0	0.0
Thursday, August 08, 2013	5:20	0:10	30	49	31	25	216	5.6	162	14	0.0	0.0	0.0
Thursday, August 08, 2013	5:30	0:10	31	50	32	25	154	4.9	165	14	0.0	0.0	0.0
Thursday, August 08, 2013	5:40	0:10	30	46	31	23	72	4.2	174	14	0.0	0.0	0.0
Thursday, August 08, 2013	5:50	0:10	30	47	29	26	90	4.3	170	14	0.0	0.0	0.0
Thursday, August 08, 2013	6:00	0:10	30	50	29	26	115	4.6	172	14	0.0	0.0	0.0
Thursday, August 08, 2013	6:10	0:10	29	54	27	26	75	4.3	174	14	0.0	0.0	0.0
Thursday, August 08, 2013	6:20	0:10	35	58	39	26	127	4.8	166	14	0.0	0.0	0.0
Thursday, August 08, 2013	6:30	0:10	30	48	28	22	168	5.2	168	14	0.0	0.0	0.0
Thursday, August 08, 2013	6:40	0:10	27	48	25	22	133	4.8	168	14	0.0	0.0	0.0
Thursday, August 08, 2013	6:50	0:10	26	36	28	23	195	5.5	168	14	0.0	0.0	0.0
Thursday, August 08, 2013	7:00	0:10	34	50	35	22	118	4.8	170	14	0.0	0.0	0.0
Thursday, August 08, 2013	7:10	0:10	36	65	33	22	-5	2.8	171	14	0.0	0.0	0.0
Thursday, August 08, 2013	7:20	0:10	46	68	44	24	10	3.4	165	14	0.0	0.0	0.0
Thursday, August 08, 2013	7:30	0:10	37	56	35	32	-3	3.4	165	14	0.0	0.0	0.0
Thursday, August 08, 2013	7:40	0:10	36	54	34	32	6	3.3	168	14	0.0	0.0	0.0
Thursday, August 08, 2013	7:50	0:10	36	56	33	32	-7	3.1	171	14	0.0	0.0	0.0
Thursday, August 08, 2013	8:00	0:10	31	46	32	22	-5	3.2	178	15	0.0	0.0	0.0
Thursday, August 08, 2013	8:10	0:10	35	53	34	22	-11	2.9	187	15	0.0	0.0	0.0
Thursday, August 08, 2013	8:20	0:10	39	61	34	22	-7	2.8	185	15	0.0	0.0	0.0
Thursday, August 08, 2013	8:30	0:10	38	58	39	32	17	3.4	180	15	0.0	0.0	0.0
Thursday, August 08, 2013	8:40	0:10	38	55	40	32	2	3.3	182	15	0.0	0.0	0.0
Thursday, August 08, 2013	8:50	0:10	33	55	34	25	11	2.8	187	16	0.0	0.0	0.0
Thursday, August 08, 2013	9:00	0:10	28	45	32	22	-9	2.4	202	15	0.0	0.0	0.0
Thursday, August 08, 2013	9:10	0:10	31	47	33	22	-5	2.5	194	15	0.0	0.0	0.0
Thursday, August 08, 2013	9:20	0:10	31	45	34	22	-5	2.9	191	16	0.0	0.0	0.0
Thursday, August 08, 2013	9:30	0:10	34	50	37	24	-7	2.9	192	16	0.0	0.0	0.0
Thursday, August 08, 2013	9:40	0:10	41	70	38	23	-9	3.0	197	16	0.0	0.0	0.0
Thursday, August 08, 2013	9:50	0:10	32	48	35	24	-9	2.4	193	16	0.0	0.0	0.0
Thursday, August 08, 2013	10:00	0:10	35	61	35	23	-5	2.6	187	16	0.0	0.0	0.0
Thursday, August 08, 2013	10:10	0:10	37	52	41	28	-6	3.0	194	16	0.0	0.0	0.0
Thursday, August 08, 2013	10:20	0:10	40	63	42	25	-8	2.9	196	17	0.0	0.0	0.0
Thursday, August 08, 2013	10:30	0:10	35	60	37	24	-12	2.8	194	17	0.0	0.0	0.0
Thursday, August 08, 2013	10:40	0:10	36	64	31	25	-10	2.5	198	17	0.0	0.0	0.0
Thursday, August 08, 2013	10:50	0:10	29	51	31	25	-6	2.6	198	18	0.0	0.0	0.0
Thursday, August 08, 2013	11:00	0:10	33	55	33	26	-5	2.1	197	18	0.0	0.0	0.0
Thursday, August 08, 2013	11:10	0:10	33	50	32	28	-5	2.0	200	19	0.0	0.0	0.0
Thursday, August 08, 2013	11:20	0:10	40	58	44	29	-4	1.6	211	19	0.0	0.0	0.0
Thursday, August 08, 2013	11:30	0:10	35	55	37	28	-3	0.9	211	19	0.0	0.0	0.0
Thursday, August 08, 2013	11:40	0:10	36	57	33	25	-1	0.9	210	19	0.0	0.0	0.0
Thursday, August 08, 2013	11:50	0:10	37	55	36	26	-1	1.5	212	19	0.0	0.0	0.0
Thursday, August 08, 2013	12:00	0:10	42	59	44	30	0	2.4	210	20	0.0	0.0	0.0
Thursday, August 08, 2013	12:10	0:10	37	54	39	27	-1	2.6	212	21	0.0	1.7	0.0
Thursday, August 08, 2013	12:20	0:10	39	61	37	33	-1	2.5	206	22	0.0	0.7	0.0
Thursday, August 08, 2013	12:30	0:10	37	60	38	33	-4	2.6	186	21	0.0	0.0	0.0
Thursday, August 08, 2013	12:40	0:10	40	63	41	33	-10	2.2	187	21	0.0	0.6	0.0
Thursday, August 08, 2013	12:50	0:10	36	50	37	33	-9	2.3	178	21	0.0	0.0	0.0
Thursday, August 08, 2013	13:00	0:10	38	50	41	33	-8	2.7	150	21	0.0	0.9	0.0
Thursday, August 08, 2013	13:10	0:10	38	58	38	30	110	4.7	151	21	0.0	0.4	0.0
Thursday, August 08, 2013	13:20	0:10	34	49	37	29	71	4.2	146	21	0.0	1.3	0.0
Thursday, August 08, 2013	13:30	0:10	43	67	39	30	131	4.9	147	22	0.0	2.6	0.0
Thursday, August 08, 2013	13:40	0:10	38	52	41	30	125	4.7	153	22	0.0	1.9	0.0
Thursday, August 08, 2013	13:50	0:10	36	49	38	34	57	5.2	159	22	0.0	0.0	0.0
Thursday, August 08, 2013	14:00	0:10	36	52	36	33	-4	5.4	154	23	0.0	0.0	0.0
Thursday, August 08, 2013	14:10	0:10	42	58	42	33	-4	5.6	158	23	0.0	0.0	0.0
Thursday, August 08, 2013	14:20	0:10	37	57	38	33	-4	4.1	163	23	0.2	2.0	0.0
Thursday, August 08, 2013	14:30	0:10	37	54	38	33	-4	4.9	159	23	0.0	0.0	0.0
Thursday, August 08, 2013	14:40	0:10	39	57	42	33	-4	4.9	170	23	0.0	0.0	0.0
Thursday, August 08, 2013	14:50	0:10	36	61	38	29	-2	4.1	175	24	0.0	0.0	0.0
Thursday, August 08, 2013	15:00	0:10	35	53	38	26	3	3.4	168	23	0.0	0.0	0.0
Thursday, August 08, 2013	15:10	0:10	40	61	38	27	69	4.1	172	24	0.0	0.0	0.0
Thursday, August 08, 2013	15:20	0:10	37	58	37	34	54	3.8	163	23	0.0	0.0	0.0
Thursday, August 08, 2013	15:30	0:10	45	60	49	35	104	4.4	174	23	0.0	0.0	0.0
Thursday, August 08, 2013	15:40	0:10	50	74	47	34	149	5.0	198	23	0.0	0.0	0.0
Thursday, August 08, 2013	15:50	0:10	37	56	38	33	147	5.0	200	23	0.0	0.4	0.0
Thursday, August 08, 2013	16:00	0:10	40	57	42	33	44	3.7	187	23	0.0	0.0	0.0
Thursday, August 08, 2013	16:10	0:10	43	67	41	31	72	4.1	182	23	0.0	0.0	0.0
Thursday, August 08, 2013	16:20	0:10	35	50	36	28	26	3.9	184	23	0.0	0.0	0.0
Thursday, August 08, 2013	16:30	0:10	43	61	47	29	16	3.3	186	22	0.0	0.0	0.0
Thursday, August 08, 2013	16:40	0:10	36	53	37	30	31	4.3	177	23	0.0	0.0	0.0
Thursday, August 08, 2013	16:50	0:10</											

Table A-7: Location 6 Summer Compliance Evaluation

Date	Time	Duration	Leq	Lmax	L(10)	L(90)	WT W6	WT W6	Onsite Met	Onsite Met	Loc. 6	Loc. 6	Loc. 6
	Start Time	(min)	(dBA)	(dBA)	(dBA)	(dBA)	Output (kW)	HH WS (m/s)	WD @ 75m (degrees)	Temp. (°C)	Avg. WS @ 2m (m/s)	Gust WS @ 2m (m/s)	Precip. (mm)
Thursday, August 08, 2013	17:10	0:10	42	67	41	32	11	2.9	167	22	0.0	2.0	0.0
Thursday, August 08, 2013	17:20	0:10	34	47	35	31	56	3.7	160	22	0.0	0.0	0.0
Thursday, August 08, 2013	17:30	0:10	38	56	38	31	113	4.5	171	23	0.0	0.0	0.0
Thursday, August 08, 2013	17:40	0:10	40	68	37	30	55	3.9	177	23	0.0	0.0	0.0
Thursday, August 08, 2013	17:50	0:10	38	59	36	30	69	3.9	178	22	0.0	0.0	0.0
Thursday, August 08, 2013	18:00	0:10	36	48	39	32	84	4.1	174	22	0.0	1.7	0.0
Thursday, August 08, 2013	18:10	0:10	33	50	33	29	61	3.9	173	22	0.0	0.0	0.0
Thursday, August 08, 2013	18:20	0:10	31	49	32	30	89	4.3	176	21	0.0	0.0	0.0
Thursday, August 08, 2013	18:30	0:10	32	47	32	30	70	4.1	179	21	0.0	0.0	0.0
Thursday, August 08, 2013	18:40	0:10	37	57	34	30	154	5.0	171	21	0.0	0.0	0.0
Thursday, August 08, 2013	18:50	0:10	36	57	37	30	235	5.6	168	21	0.0	0.0	0.0
Thursday, August 08, 2013	19:00	0:10	34	48	34	30	188	5.3	173	21	0.0	0.0	0.0
Thursday, August 08, 2013	19:10	0:10	33	50	33	30	171	5.2	186	21	0.0	0.0	0.0
Thursday, August 08, 2013	19:20	0:10	36	52	37	29	177	5.0	177	21	0.0	0.0	0.0
Thursday, August 08, 2013	19:30	0:10	37	56	35	29	80	4.2	182	21	0.0	0.0	0.0
Thursday, August 08, 2013	19:40	0:10	39	68	38	29	79	4.0	184	21	0.0	0.0	0.0
Thursday, August 08, 2013	19:50	0:10	36	52	38	31	166	5.2	182	21	0.0	0.0	0.0
Thursday, August 08, 2013	20:00	0:10	33	50	33	30	85	4.3	187	20	0.0	0.0	0.0
Thursday, August 08, 2013	20:10	0:10	32	39	32	30	64	4.1	194	20	0.0	0.0	0.0
Thursday, August 08, 2013	20:20	0:10	34	50	33	30	46	3.8	189	20	0.0	0.0	0.0
Thursday, August 08, 2013	20:30	0:10	33	35	34	32	125	4.7	186	20	0.0	0.0	0.0
Thursday, August 08, 2013	20:40	0:10	36	52	35	33	172	5.3	186	20	0.0	0.0	0.0
Thursday, August 08, 2013	20:50	0:10	34	38	35	34	150	5.1	182	20	0.0	0.0	0.0
Thursday, August 08, 2013	21:00	0:10	35	47	35	34	208	5.4	188	20	0.0	0.0	0.0
Thursday, August 08, 2013	21:10	0:10	35	48	35	33	313	6.1	191	20	0.0	0.0	0.0
Thursday, August 08, 2013	21:20	0:10	44	68	37	34	175	5.2	198	20	0.0	0.0	0.0
Thursday, August 08, 2013	21:30	0:10	38	57	35	33	78	4.1	198	20	0.0	0.0	0.0
Thursday, August 08, 2013	21:40	0:10	34	46	34	33	211	5.5	197	20	0.0	0.0	0.0
Thursday, August 08, 2013	21:50	0:10	33	36	34	33	172	5.1	194	20	0.0	0.0	0.0
Thursday, August 08, 2013	22:00	0:10	38	45	43	33	272	5.9	199	20	0.0	0.0	0.0
Thursday, August 08, 2013	22:10	0:10	33	35	33	33	132	4.7	208	20	0.0	0.0	0.0
Thursday, August 08, 2013	22:20	0:10	34	36	35	33	110	4.4	210	20	0.0	0.0	0.0
Thursday, August 08, 2013	22:30	0:10	34	36	35	34	48	3.7	207	19	0.0	0.0	0.0
Thursday, August 08, 2013	22:40	0:10	34	38	34	33	62	4.2	206	19	0.0	0.0	0.0
Thursday, August 08, 2013	22:50	0:10	34	53	35	33	135	4.8	204	19	0.0	0.0	0.0
Thursday, August 08, 2013	23:00	0:10	34	38	35	33	107	4.5	197	19	0.0	0.0	0.0
Thursday, August 08, 2013	23:10	0:10	34	37	35	33	135	4.8	195	19	0.0	0.0	0.0
Thursday, August 08, 2013	23:20	0:10	34	37	35	33	30	2.7	195	19	0.0	0.0	0.0
Thursday, August 08, 2013	23:30	0:10	36	50	36	34	-5	1.9	182	19	0.0	0.0	0.0
Thursday, August 08, 2013	23:40	0:10	34	37	35	32	-5	2.3	179	19	0.0	0.0	0.0
Thursday, August 08, 2013	23:50	0:10	33	37	34	32	-6	2.5	185	20	0.0	0.0	0.0
Friday, August 09, 2013	0:00	0:10	33	37	34	32	-1	2.7	181	19	0.0	0.0	0.0
Friday, August 09, 2013	0:10	0:10	34	36	34	33	4	3.1	183	19	0.0	0.0	0.0
Friday, August 09, 2013	0:20	0:10	34	38	36	33	43	3.7	180	19	0.0	0.0	0.0
Friday, August 09, 2013	0:30	0:10	37	52	37	33	55	3.8	177	19	0.0	0.0	0.0
Friday, August 09, 2013	0:40	0:10	34	38	36	33	57	3.7	177	19	0.0	0.0	0.0
Friday, August 09, 2013	0:50	0:10	34	38	35	32	24	3.3	177	19	0.0	0.0	0.0
Friday, August 09, 2013	1:00	0:10	33	39	34	32	38	3.5	183	19	0.0	0.0	0.0
Friday, August 09, 2013	1:10	0:10	34	38	35	33	20	3.1	185	19	0.0	0.0	0.0
Friday, August 09, 2013	1:20	0:10	35	38	36	34	70	4.1	169	19	0.0	0.0	0.0
Friday, August 09, 2013	1:30	0:10	35	38	35	34	97	4.5	165	19	0.0	0.0	0.0
Friday, August 09, 2013	1:40	0:10	34	36	35	33	118	4.6	172	19	0.0	0.0	0.0
Friday, August 09, 2013	1:50	0:10	33	37	34	32	126	4.7	171	19	0.0	0.0	0.0
Friday, August 09, 2013	2:00	0:10	34	38	35	33	-3	6.1	176	19	0.0	0.0	0.0
Friday, August 09, 2013	2:10	0:10	37	47	38	36	-4	7.4	179	19	0.0	0.0	0.0
Friday, August 09, 2013	2:20	0:10	37	41	38	33	-4	5.8	178	19	0.0	0.0	0.0
Friday, August 09, 2013	2:30	0:10	37	46	38	36	-4	5.0	176	19	0.0	0.0	0.0
Friday, August 09, 2013	2:40	0:10	38	39	38	37	-4	4.8	175	19	0.0	0.0	0.0
Friday, August 09, 2013	2:50	0:10	38	40	38	37	-4	4.8	171	19	0.0	0.0	0.0
Friday, August 09, 2013	3:00	0:10	38	46	38	37	253	6.1	167	19	0.0	0.0	0.0
Friday, August 09, 2013	3:10	0:10	36	39	38	33	246	5.6	165	19	0.0	0.0	0.0
Friday, August 09, 2013	3:20	0:10	34	42	35	33	222	5.4	163	19	0.0	0.0	0.0
Friday, August 09, 2013	3:30	0:10	33	35	34	32	205	5.3	163	19	0.0	0.0	0.0
Friday, August 09, 2013	3:40	0:10	34	41	35	33	165	5.0	168	19	0.0	0.0	0.0
Friday, August 09, 2013	3:50	0:10	33	37	34	32	131	4.6	162	19	0.0	0.0	0.0
Friday, August 09, 2013	4:00	0:10	40	51	43	32	146	4.8	165	19	0.0	0.0	0.0
Friday, August 09, 2013	4:10	0:10	56	85	49	32	9	3.0	174	19	0.0	0.0	0.0
Friday, August 09, 2013	4:20	0:10	44	55	47	34	40	4.1	179	19	0.0	0.2	0.0
Friday, August 09, 2013	4:30	0:10	35	44	37	32	137	4.6	178	19	0.0	0.0	0.0
Friday, August 09, 2013	4:40	0:10	35	50	35	32	247	5.5	187	19	0.0	0.0	0.0
Friday, August 09, 2013	4:50	0:10	33	41	34	32	134	4.6	187	19	0.0	0.4	0.0
Friday, August 09, 2013	5:00	0:10	36	46	38	32	124	4.4	188	19	0.0	0.0	0.0
Friday, August 09, 2013	5:10	0:10	44	50	48	33	149	5.1	196	19	0.0	0.0	0.3
Friday, August 09, 2013	5:20	0:10	46	52	48	43	227	5.2	196	19	0.0	0.0	0.0
Friday, August 09, 2013	5:30	0:10	48	54	51	43	259	5.8	198	19	0.0	0.0	0.5
Friday, August 09, 2013	5:40	0:10	39	47	41	35	596	7.6	197	19	0.0	0.0	0.0
Friday, August 09, 2013	5:50	0:10	35	52	38	32	585	7.4	202	19	0.0	0.0	0.0
Friday, August 09, 2013	6:00	0:10	33	44	35	31	351	6.4	192	19	0.0	0.0	0.0
Friday, August 09, 2013	6:10	0:10	36	52	37	30	335	6.2	188	19	0.0	0.0	0.0
Friday, August 09, 2013	6:20	0:10	34	51	34	30	307	6.2	194	19	0.0	0.0	0.0
Friday, August 09, 2013	6:30	0:10	36	55	38	31	162	5.1	194	19	0.0	0.0	0.0
Friday, August 09, 2013	6:40	0:10	36	51	36	31	159	5.0	195	19	0.0	0.0	0.0
Friday, August 09, 2013	6:50	0:10	31	49	34	29	355	6.4	195	19	0.0	0.0	0.0
Friday, August 09, 2013	7:00	0:10	32	47	34	29	107	4.5	183	19	0.0	0.0	0.0
Friday, August 09, 2013	7:10	0:10	33	50	33	29	137	4.9	179	19	0.0	0.0	0.0
Friday, August 09, 2013	7:20	0:10	34	50	34	29	179	5.1	185	19	0.0	0.0	0.0
Friday, August 09, 2013	7:30	0:10	40	52	44	34	77	4.2	186	19	0.0	0.0	0.0
Friday, August 09, 2013	7:40	0:10	45	50	47	43	183	5.0	194	19	0.0	0.0	0.0
Friday, August 09, 2013	7:50	0:10	46	58	47	44	274	5.9	198	19	0.0	0.0	0.3
Friday, August 09, 2013	8:00	0:10	43	51	45	39	346	6.4	202	19	0.0	0.0	0.0
Friday, August 09, 2013	8:10	0:10	41	50	43	38	407	6.7	203	19	0.0	0.0	0.3
Friday, August 09, 2013	8:20	0:10	45	56	47	43	124	4.5	190	19	0.0	0.0	0.0
Friday, August 09, 2013	8:30	0:10	44	52	45	41	1	3.0	191	19	0.0	0.0	0.0
Friday, August 09, 2013	8:40	0:10	42	56	44	39	1	3.3	195	19	0.0	0.0	0.3
Friday, August 09, 2013	8:50	0:10	41	53	43	36	52	4.2	200	19	0.0	1.3	0.0
Friday, August 09, 2013	9:00	0:10	44	56	47	40	164	5.3	194	19	0.0	0.0	0.0
Friday, August 09, 2013	9:10	0:10	43	63	42	35	21	3.5	190	19	0.0	0.0	0.0
Friday, August 09, 2013	9:20	0:10	40	60	43	33	138	4.6	186	19	0.0	0.0	

Table A-7: Location 6 Summer Compliance Evaluation

Date	Time	Duration	Leq	Lmax	L(10)	L(90)	WT W6	WT W6	Onsite Met	Onsite Met	Loc. 6	Loc. 6	Loc. 7
	Start Time	(min)	(dBA)	(dBA)	(dBA)	(dBA)	Output (kW)	HH WS (m/s)	WD @ 75m (degrees)	Temp. (°C)	Avg. WS @ 2m (m/s)	Gust WS @ 2m (m/s)	Precip. (mm)
Friday, August 09, 2013	9:50	0:10	38	53	40	32	315	6.1	195	19	0.0	0.4	0.0
Friday, August 09, 2013	10:00	0:10	40	50	42	36	240	5.1	187	19	0.0	0.0	0.0
Friday, August 09, 2013	10:10	0:10	43	56	45	40	232	5.4	185	19	0.0	0.2	0.3
Friday, August 09, 2013	10:20	0:10	49	71	49	43	378	6.5	183	19	0.0	1.5	0.0
Friday, August 09, 2013	10:30	0:10	45	58	47	40	582	7.3	177	19	0.0	1.5	0.0
Friday, August 09, 2013	10:40	0:10	50	80	51	45	477	6.9	179	19	0.0	0.6	0.3
Friday, August 09, 2013	10:50	0:10	47	58	50	43	407	6.5	184	19	0.0	0.0	0.0
Friday, August 09, 2013	11:00	0:10	44	56	47	41	946	8.8	183	18	0.0	0.0	0.0
Friday, August 09, 2013	11:10	0:10	42	54	45	37	1191	9.5	182	18	0.0	1.9	0.0
Friday, August 09, 2013	11:20	0:10	40	57	43	34	1113	9.2	176	18	0.0	1.3	0.0
Friday, August 09, 2013	11:30	0:10	37	56	39	30	947	8.7	178	18	0.0	1.9	0.0
Friday, August 09, 2013	11:40	0:10	37	54	40	30	1058	9.1	176	18	0.0	0.4	0.0
Friday, August 09, 2013	11:50	0:10	38	56	39	31	520	6.9	173	18	0.0	0.0	0.0
Friday, August 09, 2013	12:00	0:10	40	55	42	35	570	7.0	169	18	0.0	0.0	0.0
Friday, August 09, 2013	12:10	0:10	37	59	38	33	275	5.8	169	18	0.0	0.0	0.0
Friday, August 09, 2013	12:20	0:10	36	46	38	32	590	7.2	165	18	0.0	0.0	0.0
Friday, August 09, 2013	12:30	0:10	39	55	43	30	329	6.1	168	18	0.0	0.0	0.0
Friday, August 09, 2013	12:40	0:10	42	66	45	32	431	6.7	172	18	0.0	0.0	0.3
Friday, August 09, 2013	12:50	0:10	45	51	47	42	240	5.5	173	18	0.0	0.0	0.0
Friday, August 09, 2013	13:00	0:10	47	57	49	42	191	5.3	175	18	0.0	0.0	0.3
Friday, August 09, 2013	13:10	0:10	42	52	44	37	189	5.1	172	18	0.0	0.0	0.0
Friday, August 09, 2013	13:20	0:10	41	56	43	36	156	5.1	172	18	0.0	0.0	0.0
Friday, August 09, 2013	13:30	0:10	39	63	40	33	169	5.1	178	18	0.0	0.0	0.0
Friday, August 09, 2013	13:40	0:10	37	52	37	33	142	4.9	183	18	0.0	0.0	0.0
Friday, August 09, 2013	13:50	0:10	40	67	38	34	68	4.7	187	19	0.0	0.0	0.0
Friday, August 09, 2013	14:00	0:10	41	66	41	37	-4	3.6	184	19	0.0	0.0	0.0
Friday, August 09, 2013	14:10	0:10	36	47	37	33	-4	3.4	189	19	0.0	0.0	0.0
Friday, August 09, 2013	14:20	0:10	39	60	37	33	-4	4.1	187	19	0.0	0.0	0.0
Friday, August 09, 2013	14:30	0:10	49	55	52	37	-4	3.9	189	19	0.0	0.0	0.5
Friday, August 09, 2013	14:40	0:10	46	57	49	42	-4	3.8	185	19	0.0	0.0	0.3
Friday, August 09, 2013	14:50	0:10	46	54	49	42	-3	3.5	183	19	0.0	0.0	0.0
Friday, August 09, 2013	15:00	0:10	51	58	54	44	43	4.3	180	19	0.0	0.0	0.5
Friday, August 09, 2013	15:10	0:10	41	48	43	37	217	5.5	194	19	0.0	0.0	0.0
Friday, August 09, 2013	15:20	0:10	43	64	41	36	335	6.2	180	19	0.0	0.0	0.0
Friday, August 09, 2013	15:30	0:10	37	50	39	34	100	4.3	181	19	0.0	0.0	0.3
Friday, August 09, 2013	15:40	0:10	39	58	41	33	131	4.6	177	19	0.0	0.0	0.0
Friday, August 09, 2013	15:50	0:10	57	61	59	49	216	5.3	189	19	0.0	0.0	1.5
Friday, August 09, 2013	16:00	0:10	52	60	55	46	257	5.3	193	19	0.0	0.0	0.3
Friday, August 09, 2013	16:10	0:10	45	53	47	43	243	5.6	193	19	0.0	0.0	0.3
Friday, August 09, 2013	16:20	0:10	46	61	47	42	345	6.3	193	19	0.0	0.0	0.0
Friday, August 09, 2013	16:30	0:10	46	53	48	44	193	5.0	194	19	0.0	0.0	0.3
Friday, August 09, 2013	16:40	0:10	44	60	47	40	64	4.0	194	19	0.0	0.0	0.0
Friday, August 09, 2013	16:50	0:10	39	57	41	36	-7	3.4	219	19	0.0	1.1	0.0
Friday, August 09, 2013	17:00	0:10	40	56	39	33	-10	2.3	284	19	0.2	1.3	0.0
Friday, August 09, 2013	17:10	0:10	42	58	39	32	-8	1.6	298	19	0.0	0.0	0.0
Friday, August 09, 2013	17:20	0:10	38	58	36	32	-6	1.4	305	19	0.0	0.4	0.0
Friday, August 09, 2013	17:30	0:10	39	56	41	33	-5	2.0	309	20	0.0	0.7	0.0
Friday, August 09, 2013	17:40	0:10	39	56	39	31	-7	4.8	297	19	0.2	1.3	0.0
Friday, August 09, 2013	17:50	0:10	38	57	39	31	-1	5.2	303	19	0.2	1.5	0.0
Friday, August 09, 2013	18:00	0:10	40	57	41	32	-1	5.4	311	19	0.4	2.0	0.0
Friday, August 09, 2013	18:10	0:10	42	62	44	32	-1	6.0	318	19	0.0	0.6	0.0
Friday, August 09, 2013	18:20	0:10	42	61	46	33	-1	5.2	326	19	0.0	0.2	0.0
Friday, August 09, 2013	18:30	0:10	40	63	41	32	-1	6.2	309	19	0.2	1.9	0.0
Friday, August 09, 2013	18:40	0:10	43	66	46	31	0	6.1	308	19	0.0	1.7	0.0
Friday, August 09, 2013	18:50	0:10	63	87	63	31	-1	5.8	306	19	0.0	0.0	0.0
Friday, August 09, 2013	19:00	0:10	37	58	40	32	-1	6.4	302	19	0.0	0.6	0.0
Friday, August 09, 2013	19:10	0:10	36	60	38	32	-1	7.6	310	19	0.0	0.9	0.0
Friday, August 09, 2013	19:20	0:10	33	46	33	32	0	8.1	307	19	0.0	0.6	0.0
Friday, August 09, 2013	19:30	0:10	36	49	39	32	0	7.1	310	19	0.0	0.0	0.0
Friday, August 09, 2013	19:40	0:10	33	51	33	31	-1	7.9	311	19	0.0	0.2	0.0
Friday, August 09, 2013	19:50	0:10	38	54	40	31	0	7.2	324	19	0.0	0.0	0.0
Friday, August 09, 2013	20:00	0:10	34	56	35	31	-1	6.8	323	19	0.0	0.0	0.0
Friday, August 09, 2013	20:10	0:10	41	64	44	32	0	6.5	330	18	0.0	0.0	0.0
Friday, August 09, 2013	20:20	0:10	43	64	46	33	0	6.2	343	18	0.0	0.0	0.0
Friday, August 09, 2013	20:30	0:10	45	66	47	34	0	6.4	343	18	0.0	0.4	0.0
Friday, August 09, 2013	20:40	0:10	42	61	44	36	0	6.6	328	18	0.0	0.0	0.0
Friday, August 09, 2013	20:50	0:10	46	62	49	34	0	6.4	323	18	0.0	0.0	0.0
Friday, August 09, 2013	21:00	0:10	35	50	35	34	0	6.4	320	18	0.0	0.0	0.0
Friday, August 09, 2013	21:10	0:10	35	42	36	34	0	6.6	314	18	0.0	0.0	0.0
Friday, August 09, 2013	21:20	0:10	35	39	36	34	0	6.5	308	18	0.0	0.0	0.0
Friday, August 09, 2013	21:30	0:10	36	49	37	34	0	6.3	299	18	0.0	0.0	0.0
Friday, August 09, 2013	21:40	0:10	35	39	36	34	0	6.0	291	18	0.0	0.0	0.0
Friday, August 09, 2013	21:50	0:10	37	50	37	35	-1	4.7	292	18	0.0	0.0	0.0
Friday, August 09, 2013	22:00	0:10	36	53	36	34	0	4.1	291	18	0.0	0.0	0.0
Friday, August 09, 2013	22:10	0:10	40	59	36	34	-1	3.6	295	18	0.0	0.0	0.0
Friday, August 09, 2013	22:20	0:10	35	50	35	33	0	3.4	296	18	0.0	0.0	0.0
Friday, August 09, 2013	22:30	0:10	34	38	35	34	-1	4.4	287	18	0.0	0.0	0.0
Friday, August 09, 2013	22:40	0:10	34	54	34	33	-1	5.9	275	18	0.0	0.0	0.0
Friday, August 09, 2013	22:50	0:10	34	41	35	33	0	6.6	274	18	0.0	1.3	0.0
Friday, August 09, 2013	23:00	0:10	34	54	34	33	0	6.8	273	18	0.0	0.4	0.0
Friday, August 09, 2013	23:10	0:10	35	50	35	33	0	6.6	270	18	0.0	0.6	0.0
Friday, August 09, 2013	23:20	0:10	49	75	43	34	0	6.3	272	18	0.0	1.5	0.0
Friday, August 09, 2013	23:30	0:10	35	41	36	33	0	6.4	271	18	0.0	1.1	0.0
Friday, August 09, 2013	23:40	0:10	43	62	39	34	0	7.6	272	18	0.2	1.9	0.0
Friday, August 09, 2013	23:50	0:10	36	43	38	34	0	8.2	271	18	0.6	2.4	0.0
Saturday, August 10, 2013	0:00	0:10	38	50	40	35	0	8.4	272	18	0.2	1.9	0.0
Saturday, August 10, 2013	0:10	0:10	38	46	40	36	-1	8.6	271	18	0.6	4.1	0.0
Saturday, August 10, 2013	0:20	0:10	41	50	43	37	-1	9.0	273	18	0.6	3.2	0.0
Saturday, August 10, 2013	0:30	0:10	41	47	43	38	-1	9.9	279	18	0.7	2.8	0.0
Saturday, August 10, 2013	0:40	0:10	38	47	40	36	0	11.0	282	18	0.4	2.6	0.0
Saturday, August 10, 2013	0:50	0:10	39	50	41	37	-1	10.9	280	18	0.6	3.9	0.0
Saturday, August 10, 2013	1:00	0:10	39	46	41	36	-1	10.0	276	18	0.0	2.2	0.0
Saturday, August 10, 2013	1:10	0:10	39	48	41	36	0	10.3	275	18	0.0	0.4	0.0
Saturday, August 10, 2013	1:20	0:10	38	44	40	35	0	10.5	277	18	0.0	0.7	0.0
Saturday, August 10, 2013	1:30	0:10	36	43	38	34	-1	9.1	277	18	0.0	0.4	0.0
Saturday, August 10, 2013	1:40	0:10	37	48	39	35	0	9.1	275	18	0.0	2.0	0.0
Saturday, August 10, 2013	1:50	0:10	38	49	41	36	0	8.1	276	18	0.2	2.4	0.0
Saturday, August 10, 2013	2:00	0:10	37	44	40	35	-1	8.6	275	18	0.0	0.4	0.0
Saturday, August													

Table A-7: Location 6 Summer Compliance Evaluation

Date	Time	Duration	Leq	Lmax	L(10)	L(90)	WT W6	WT W6	Onsite Met	Onsite Met	Loc. 6	Loc. 6	Loc. 6
	Start Time	(min)	(dBA)	(dBA)	(dBA)	(dBA)	Output (kW)	HH WS (m/s)	WD @ 75m (degrees)	Temp. (°C)	Avg. WS @ 2m (m/s)	Gust WS @ 2m (m/s)	Precip. (mm)
Saturday, August 10, 2013	2:30	0:10	46	59	49	41	-1	10.7	274	18	0.4	3.7	0.0
Saturday, August 10, 2013	2:40	0:10	46	52	49	42	0	10.9	275	17	1.1	5.4	0.0
Saturday, August 10, 2013	2:50	0:10	47	58	49	42	-1	11.0	277	17	1.5	6.5	0.0
Saturday, August 10, 2013	3:00	0:10	47	59	49	42	-1	10.7	279	17	1.3	4.8	0.0
Saturday, August 10, 2013	3:10	0:10	47	53	50	43	0	10.8	279	17	1.1	5.9	0.0
Saturday, August 10, 2013	3:20	0:10	47	60	50	42	0	10.3	283	17	1.3	5.4	0.0
Saturday, August 10, 2013	3:30	0:10	49	58	53	43	0	10.3	284	17	1.5	5.7	0.0
Saturday, August 10, 2013	3:40	0:10	48	59	51	42	-1	10.9	287	17	1.3	4.4	0.0
Saturday, August 10, 2013	3:50	0:10	46	54	49	42	-1	10.7	288	17	1.1	4.1	0.0
Saturday, August 10, 2013	4:00	0:10	45	52	47	41	0	10.8	289	17	0.9	3.5	0.0
Saturday, August 10, 2013	4:10	0:10	45	52	47	41	0	11.5	293	17	0.7	4.3	0.0
Saturday, August 10, 2013	4:20	0:10	42	49	44	39	-1	11.2	291	16	0.4	3.0	0.0
Saturday, August 10, 2013	4:30	0:10	42	48	44	39	-1	11.3	287	16	0.4	3.3	0.0
Saturday, August 10, 2013	4:40	0:10	41	50	43	38	0	11.8	289	16	0.4	3.0	0.0
Saturday, August 10, 2013	4:50	0:10	41	51	44	36	-1	11.6	292	16	0.6	3.3	0.0
Saturday, August 10, 2013	5:00	0:10	42	51	45	38	-1	11.5	296	16	0.7	3.7	0.0
Saturday, August 10, 2013	5:10	0:10	39	47	41	37	-1	11.2	300	16	0.4	3.0	0.0
Saturday, August 10, 2013	5:20	0:10	40	47	44	35	0	10.4	302	16	0.4	3.0	0.0
Saturday, August 10, 2013	5:30	0:10	37	51	39	33	0	11.2	302	16	0.4	2.4	0.0
Saturday, August 10, 2013	5:40	0:10	37	53	38	34	-1	12.2	302	15	0.2	2.4	0.0
Saturday, August 10, 2013	5:50	0:10	37	49	38	34	-1	11.0	301	15	0.2	2.2	0.0
Saturday, August 10, 2013	6:00	0:10	39	57	38	33	-1	10.0	303	15	0.0	2.2	0.0
Saturday, August 10, 2013	6:10	0:10	37	57	36	32	-1	10.3	301	15	0.0	1.1	0.0
Saturday, August 10, 2013	6:20	0:10	37	53	38	31	-1	10.1	301	15	0.4	2.8	0.0
Saturday, August 10, 2013	6:30	0:10	35	51	36	30	-1	9.6	300	15	0.2	2.2	0.0
Saturday, August 10, 2013	6:40	0:10	38	59	36	28	-1	9.2	299	15	0.0	2.0	0.0
Saturday, August 10, 2013	6:50	0:10	33	52	33	27	-1	8.8	300	15	0.0	0.9	0.0
Saturday, August 10, 2013	7:00	0:10	36	53	36	28	-1	8.0	299	15	0.0	0.4	0.0
Saturday, August 10, 2013	7:10	0:10	34	44	37	29	-1	6.9	286	15	0.2	3.5	0.0
Saturday, August 10, 2013	7:20	0:10	36	56	35	27	-1	7.0	286	15	0.2	2.4	0.0
Saturday, August 10, 2013	7:30	0:10	37	55	39	30	-1	7.8	282	15	0.0	0.7	0.0
Saturday, August 10, 2013	7:40	0:10	38	57	37	30	-1	7.1	279	15	0.0	1.5	0.0
Saturday, August 10, 2013	7:50	0:10	34	45	36	30	-1	6.6	281	16	0.2	3.3	0.0
Saturday, August 10, 2013	8:00	0:10	38	66	37	28	-1	6.7	280	16	0.2	2.6	0.0
Saturday, August 10, 2013	8:10	0:10	37	53	38	29	-1	7.5	274	16	0.2	2.6	0.0
Saturday, August 10, 2013	8:20	0:10	42	65	42	32	0	8.4	256	16	0.4	3.2	0.0
Saturday, August 10, 2013	8:30	0:10	41	59	41	31	-1	7.7	266	16	0.2	2.2	0.0
Saturday, August 10, 2013	8:40	0:10	40	52	43	34	-1	7.6	268	17	0.4	3.9	0.0
Saturday, August 10, 2013	8:50	0:10	42	59	45	35	-1	9.2	267	17	0.4	3.2	0.0
Saturday, August 10, 2013	9:00	0:10	40	49	43	34	-1	8.3	275	17	0.2	3.2	0.0
Saturday, August 10, 2013	9:10	0:10	41	56	44	33	-1	8.7	280	17	0.4	3.0	0.0
Saturday, August 10, 2013	9:20	0:10	46	57	49	40	-1	8.5	283	18	1.1	5.7	0.0
Saturday, August 10, 2013	9:30	0:10	45	56	49	36	-1	8.5	275	17	1.1	5.2	0.0
Saturday, August 10, 2013	9:40	0:10	44	63	46	34	0	10.0	291	18	1.1	4.6	0.0
Saturday, August 10, 2013	9:50	0:10	52	71	52	36	-1	10.1	290	18	1.9	5.2	0.0
Saturday, August 10, 2013	10:00	0:10	47	61	50	39	-1	9.8	295	18	2.0	4.4	0.0
Saturday, August 10, 2013	10:10	0:10	45	59	47	38	-1	8.8	296	18	2.2	6.3	0.0
Saturday, August 10, 2013	10:20	0:10	43	55	47	35	-1	8.6	314	18	1.7	4.3	0.0
Saturday, August 10, 2013	10:30	0:10	43	54	46	37	-1	9.1	317	18	1.5	3.9	0.0
Saturday, August 10, 2013	10:40	0:10	48	61	50	43	-1	9.8	314	19	2.0	4.8	0.0
Saturday, August 10, 2013	10:50	0:10	48	56	51	42	-1	13.2	306	18	2.0	5.6	0.0
Saturday, August 10, 2013	11:00	0:10	51	71	52	44	-1	12.9	307	19	2.6	5.6	0.0
Saturday, August 10, 2013	11:10	0:10	48	57	50	43	-1	11.3	300	19	2.2	4.8	0.0
Saturday, August 10, 2013	11:20	0:10	47	53	49	44	-1	10.6	322	19	1.9	5.6	0.0
Saturday, August 10, 2013	11:30	0:10	45	53	48	40	-1	12.6	308	19	1.7	4.3	0.0
Saturday, August 10, 2013	11:40	0:10	49	64	53	44	-1	10.4	298	19	2.6	7.0	0.0
Saturday, August 10, 2013	11:50	0:10	49	58	52	44	-1	13.6	293	19	2.2	6.7	0.0
Saturday, August 10, 2013	12:00	0:10	50	57	53	46	-1	13.8	305	19	2.4	6.1	0.0
Saturday, August 10, 2013	12:10	0:10	48	56	50	43	-1	11.5	309	19	2.6	5.2	0.0
Saturday, August 10, 2013	12:20	0:10	47	57	50	42	-1	13.5	291	19	2.2	5.6	0.0
Saturday, August 10, 2013	12:30	0:10	49	67	52	43	0	11.8	316	19	2.8	7.0	0.0
Saturday, August 10, 2013	12:40	0:10	48	59	50	45	-1	11.0	312	20	2.0	5.6	0.0
Saturday, August 10, 2013	12:50	0:10	49	56	52	47	-1	12.6	308	19	2.6	6.3	0.0
Saturday, August 10, 2013	13:00	0:10	48	66	51	42	-1	12.4	309	19	2.4	5.2	0.0
Saturday, August 10, 2013	13:10	0:10	45	53	48	38	-1	13.3	305	19	2.0	5.0	0.0
Saturday, August 10, 2013	13:20	0:10	50	68	50	43	-1	11.8	305	19	2.2	8.0	0.0
Saturday, August 10, 2013	13:30	0:10	50	59	54	44	0	13.6	302	20	2.8	7.0	0.0
Saturday, August 10, 2013	13:40	0:10	46	55	48	41	-1	13.0	304	20	2.2	5.7	0.0
Saturday, August 10, 2013	13:50	0:10	50	63	53	44	-1	13.4	302	20	2.6	5.7	0.0
Saturday, August 10, 2013	14:00	0:10	49	57	52	43	-2	11.2	303	20	2.8	6.7	0.0
Saturday, August 10, 2013	14:10	0:10	47	58	49	42	-1	12.0	289	20	2.6	5.4	0.0
Saturday, August 10, 2013	14:20	0:10	47	58	50	42	-1	11.4	292	20	2.6	6.7	0.0
Saturday, August 10, 2013	14:30	0:10	52	68	54	43	-1	9.0	303	20	3.2	6.9	0.0
Saturday, August 10, 2013	14:40	0:10	48	59	52	41	-1	7.9	297	20	2.8	6.1	0.0
Saturday, August 10, 2013	14:50	0:10	44	54	48	38	-1	9.4	296	20	2.2	5.4	0.0
Saturday, August 10, 2013	15:00	0:10	48	57	52	41	-2	9.1	294	20	2.6	6.1	0.0
Saturday, August 10, 2013	15:10	0:10	48	59	52	36	-1	10.1	301	20	2.6	5.9	0.0
Saturday, August 10, 2013	15:20	0:10	46	56	50	36	-1	10.9	300	20	1.9	5.0	0.0
Saturday, August 10, 2013	15:30	0:10	46	61	49	36	-1	10.4	304	20	2.0	5.2	0.0
Saturday, August 10, 2013	15:40	0:10	44	55	47	36	-1	10.5	306	20	2.0	5.9	0.0
Saturday, August 10, 2013	15:50	0:10	49	70	51	43	-1	8.5	302	20	2.4	6.3	0.0
Saturday, August 10, 2013	16:00	0:10	43	54	47	35	-1	10.1	302	20	1.9	5.0	0.0
Saturday, August 10, 2013	16:10	0:10	43	52	45	38	-1	10.0	310	20	1.3	3.7	0.0
Saturday, August 10, 2013	16:20	0:10	43	55	45	36	-1	7.7	308	20	1.7	4.4	0.0
Saturday, August 10, 2013	16:30	0:10	44	60	47	37	-1	8.6	298	20	2.2	6.1	0.0
Saturday, August 10, 2013	16:40	0:10	42	56	44	37	-1	8.5	305	20	1.9	4.1	0.0
Saturday, August 10, 2013	16:50	0:10	45	65	46	36	-1	7.5	308	20	2.0	4.1	0.0
Saturday, August 10, 2013	17:00	0:10	42	59	44	35	-1	9.8	319	20	1.5	3.9	0.0
Saturday, August 10, 2013	17:10	0:10	44	63	45	36	-1	8.1	318	19	1.5	4.3	0.0
Saturday, August 10, 2013	17:20	0:10	41	65	42	32	0	10.3	311	19	1.3	3.9	0.0
Saturday, August 10, 2013	17:30	0:10	40	51	43	35	-1	9.7	310	19	1.7	3.3	0.0
Saturday, August 10, 2013	17:40	0:10	45	64	46	39	-1	9.4	315	19	2.2	6.3	0.0
Saturday, August 10, 2013	17:50	0:10	42	54	45	36	-1	9.4	307	19	1.9	4.3	0.0
Saturday, August 10, 2013	18:00	0:10	44	61	46	36	-1	7.8	308	19	1.9	5.4	0.0
Saturday, August 10, 2013	18:10	0:10	36	49	38	33	-1	7.2	310	18	1.5	3.2	0.0
Saturday, August 10, 2013	18:20	0:10	37	50	40	33	-1	8.3	314	18	1.3	3.3	0.0
Saturday, August 10, 2013	18:30	0:10	47	67	44	34	0	7.2	310	18	1.5	3.5	0.0
Saturday, August 10, 2013	18:40	0:10	39	55	42	33	-1	7.4	315	17	0.9	3.3	0.0
Saturday, August 10, 2013	18:50	0:10	38	59	40	3							

Table A-7: Location 6 Summer Compliance Evaluation

Date	Time	Duration	Leq	Lmax	L(10)	L(90)	WT W6	WT W6	Onsite Met	Onsite Met	Loc. 6	Loc. 6	Loc. 6
	Start Time	(min)	(dBA)	(dBA)	(dBA)	(dBA)	Output (kW)	HH WS (m/s)	WD @ 75m (degrees)	Temp. (°C)	Avg. WS @ 2m (m/s)	Gust WS @ 2m (m/s)	Precip. (mm)
Saturday, August 10, 2013	19:10	0:10	40	64	41	29	-1	8.0	314	17	0.7	2.0	0.0
Saturday, August 10, 2013	19:20	0:10	35	55	36	30	-1	7.4	315	16	0.9	2.8	0.0
Saturday, August 10, 2013	19:30	0:10	39	57	40	31	-1	8.7	314	16	1.3	3.2	0.0
Saturday, August 10, 2013	19:40	0:10	36	50	37	32	0	8.4	318	16	1.3	3.0	0.0
Saturday, August 10, 2013	19:50	0:10	37	52	39	30	-1	6.6	322	15	0.6	2.8	0.0
Saturday, August 10, 2013	20:00	0:10	36	55	36	28	-1	6.5	321	15	0.2	1.5	0.0
Saturday, August 10, 2013	20:10	0:10	33	59	32	28	0	7.5	322	15	0.4	1.7	0.0
Saturday, August 10, 2013	20:20	0:10	33	48	36	30	-1	7.8	324	15	0.0	0.0	0.0
Saturday, August 10, 2013	20:30	0:10	35	55	37	31	-1	7.8	330	14	0.4	1.7	0.0
Saturday, August 10, 2013	20:40	0:10	36	55	37	32	-1	7.8	329	14	0.7	1.9	0.0
Saturday, August 10, 2013	20:50	0:10	38	61	38	34	-1	7.2	326	14	0.7	2.6	0.0
Saturday, August 10, 2013	21:00	0:10	38	59	38	32	-1	7.0	325	14	0.0	0.4	0.0
Saturday, August 10, 2013	21:10	0:10	42	63	43	31	0	7.8	327	13	0.0	0.0	0.0
Saturday, August 10, 2013	21:20	0:10	36	54	38	32	-1	7.5	330	13	0.0	0.2	0.0
Saturday, August 10, 2013	21:30	0:10	37	49	40	34	0	6.6	334	13	0.0	0.0	0.0
Saturday, August 10, 2013	21:40	0:10	38	41	39	32	-1	6.5	331	13	0.0	0.0	0.0
Saturday, August 10, 2013	21:50	0:10	38	52	40	31	71	7.0	328	13	0.0	0.0	0.0
Saturday, August 10, 2013	22:00	0:10	37	48	38	31	49	7.1	329	12	0.0	0.0	0.0
Saturday, August 10, 2013	22:10	0:10	43	67	38	37	39	6.6	330	12	0.0	0.0	0.0
Saturday, August 10, 2013	22:20	0:10	36	40	38	30	30	6.1	328	12	0.0	0.0	0.0
Saturday, August 10, 2013	22:30	0:10	37	52	38	35	-4	6.6	326	12	0.0	0.0	0.0
Saturday, August 10, 2013	22:40	0:10	36	47	38	32	-4	6.6	329	12	0.0	0.0	0.0
Saturday, August 10, 2013	22:50	0:10	35	47	39	28	-4	6.0	328	12	0.0	0.0	0.0
Saturday, August 10, 2013	23:00	0:10	27	33	30	25	-4	6.0	325	12	0.0	0.0	0.0
Saturday, August 10, 2013	23:10	0:10	38	48	43	25	-5	6.0	326	12	0.0	0.0	0.0
Saturday, August 10, 2013	23:20	0:10	30	44	31	26	-3	5.3	324	12	0.0	0.0	0.0
Saturday, August 10, 2013	23:30	0:10	30	33	31	28	0	5.4	321	12	0.0	0.0	0.0
Saturday, August 10, 2013	23:40	0:10	31	43	32	28	0	6.4	320	12	0.0	0.0	0.0
Saturday, August 10, 2013	23:50	0:10	34	53	35	27	-1	6.8	320	12	0.0	0.0	0.0
Sunday, August 11, 2013	0:00	0:10	28	40	30	25	-1	6.3	320	12	0.0	0.0	0.0
Sunday, August 11, 2013	0:10	0:10	27	35	29	24	0	5.8	317	12	0.0	0.0	0.0
Sunday, August 11, 2013	0:20	0:10	28	50	29	24	-1	5.2	314	12	0.0	0.0	0.0
Sunday, August 11, 2013	0:30	0:10	33	56	29	24	-1	5.5	313	11	0.0	0.0	0.0
Sunday, August 11, 2013	0:40	0:10	30	52	30	25	-1	5.4	312	11	0.0	0.0	0.0
Sunday, August 11, 2013	0:50	0:10	27	52	29	24	-1	5.8	309	11	0.0	0.0	0.0
Sunday, August 11, 2013	1:00	0:10	23	31	24	21	-1	5.8	307	11	0.0	0.0	0.0
Sunday, August 11, 2013	1:10	0:10	24	32	25	23	-1	5.7	307	11	0.0	0.0	0.0
Sunday, August 11, 2013	1:20	0:10	25	32	26	24	0	5.7	305	11	0.0	0.0	0.0
Sunday, August 11, 2013	1:30	0:10	31	34	32	31	-1	5.8	302	11	0.0	0.0	0.0
Sunday, August 11, 2013	1:40	0:10	31	34	32	30	-1	5.9	300	11	0.0	0.0	0.0
Sunday, August 11, 2013	1:50	0:10	26	31	29	23	-1	5.6	295	11	0.0	0.0	0.0
Sunday, August 11, 2013	2:00	0:10	27	33	32	22	-1	6.4	291	11	0.0	0.0	0.0
Sunday, August 11, 2013	2:10	0:10	30	33	31	23	0	6.6	292	11	0.0	0.0	0.0
Sunday, August 11, 2013	2:20	0:10	30	49	29	21	0	6.7	292	11	0.0	0.0	0.0
Sunday, August 11, 2013	2:30	0:10	27	34	31	21	0	7.3	292	11	0.0	0.0	0.0
Sunday, August 11, 2013	2:40	0:10	28	35	32	22	0	7.6	296	11	0.0	0.0	0.0
Sunday, August 11, 2013	2:50	0:10	23	39	25	20	0	7.7	297	11	0.0	0.0	0.0
Sunday, August 11, 2013	3:00	0:10	20	32	21	20	-1	7.5	296	11	0.0	0.0	0.0
Sunday, August 11, 2013	3:10	0:10	24	41	27	20	0	7.0	300	11	0.0	0.0	0.0
Sunday, August 11, 2013	3:20	0:10	21	33	22	20	0	7.2	300	11	0.0	0.0	0.0
Sunday, August 11, 2013	3:30	0:10	23	32	26	20	0	7.4	301	11	0.0	0.0	0.0
Sunday, August 11, 2013	3:40	0:10	21	32	24	19	0	7.3	298	11	0.0	0.0	0.0
Sunday, August 11, 2013	3:50	0:10	20	31	22	18	-1	6.8	297	11	0.0	0.0	0.0
Sunday, August 11, 2013	4:00	0:10	26	39	28	19	-1	6.8	296	10	0.0	0.0	0.0
Sunday, August 11, 2013	4:10	0:10	26	40	28	22	0	6.3	294	10	0.0	0.0	0.0
Sunday, August 11, 2013	4:20	0:10	28	36	30	24	-1	6.2	294	10	0.0	0.0	0.0
Sunday, August 11, 2013	4:30	0:10	29	41	30	24	-1	6.5	288	10	0.0	0.0	0.0
Sunday, August 11, 2013	4:40	0:10	29	39	31	24	0	7.0	288	10	0.0	0.0	0.0
Sunday, August 11, 2013	4:50	0:10	27	39	30	22	-1	8.0	286	10	0.0	0.0	0.0
Sunday, August 11, 2013	5:00	0:10	31	43	33	26	0	8.4	285	10	0.0	0.6	0.0
Sunday, August 11, 2013	5:10	0:10	39	45	43	30	-1	7.6	287	10	0.2	1.9	0.0
Sunday, August 11, 2013	5:20	0:10	29	43	31	25	0	7.9	289	10	0.0	0.4	0.0
Sunday, August 11, 2013	5:30	0:10	31	47	35	26	0	8.5	294	10	0.0	0.4	0.0
Sunday, August 11, 2013	5:40	0:10	31	46	34	27	0	8.9	297	10	0.2	1.5	0.0
Sunday, August 11, 2013	5:50	0:10	37	56	40	32	0	9.0	297	10	1.3	3.0	0.0
Sunday, August 11, 2013	6:00	0:10	34	48	36	32	0	9.3	297	10	0.4	3.0	0.0
Sunday, August 11, 2013	6:10	0:10	34	46	36	32	0	9.4	296	10	0.7	2.4	0.0
Sunday, August 11, 2013	6:20	0:10	38	55	40	30	0	9.9	297	11	0.2	1.9	0.0
Sunday, August 11, 2013	6:30	0:10	34	46	36	31	0	9.8	300	11	0.9	2.8	0.0
Sunday, August 11, 2013	6:40	0:10	35	57	36	32	0	8.6	302	11	1.3	2.6	0.0
Sunday, August 11, 2013	6:50	0:10	33	50	33	28	-1	8.1	305	11	0.9	3.0	0.0
Sunday, August 11, 2013	7:00	0:10	33	42	35	29	0	7.8	307	12	0.6	2.4	0.0
Sunday, August 11, 2013	7:10	0:10	39	56	38	29	-1	7.9	305	12	0.4	2.4	0.0
Sunday, August 11, 2013	7:20	0:10	28	41	31	25	0	7.9	305	12	0.2	2.6	0.0
Sunday, August 11, 2013	7:30	0:10	34	55	31	25	-1	7.6	305	13	0.2	1.3	0.0
Sunday, August 11, 2013	7:40	0:10	28	45	29	26	-1	6.8	305	13	0.2	2.2	0.0
Sunday, August 11, 2013	7:50	0:10	31	51	30	26	0	6.5	311	13	0.4	1.9	0.0
Sunday, August 11, 2013	8:00	0:10	46	66	42	26	-1	6.4	312	14	0.0	1.1	0.0
Sunday, August 11, 2013	8:10	0:10	31	48	32	24	0	6.0	310	14	0.0	1.1	0.0
Sunday, August 11, 2013	8:20	0:10	31	48	31	26	-1	5.9	307	14	0.2	1.3	0.0
Sunday, August 11, 2013	8:30	0:10	38	62	38	27	0	6.3	307	14	0.2	1.7	0.0
Sunday, August 11, 2013	8:40	0:10	34	51	36	29	0	6.4	307	14	0.0	1.9	0.0
Sunday, August 11, 2013	8:50	0:10	33	51	34	29	0	6.4	308	15	0.0	0.7	0.0
Sunday, August 11, 2013	9:00	0:10	36	50	38	31	0	6.7	313	15	0.2	1.7	0.0
Sunday, August 11, 2013	9:10	0:10	38	55	41	32	0	6.7	312	15	1.3	3.3	0.0
Sunday, August 11, 2013	9:20	0:10	39	53	41	34	0	7.0	309	15	1.5	5.0	0.0
Sunday, August 11, 2013	9:30	0:10	39	54	41	32	-1	6.9	312	16	0.9	3.9	0.0
Sunday, August 11, 2013	9:40	0:10	42	62	43	33	0	6.9	310	16	1.1	4.4	0.0
Sunday, August 11, 2013	9:50	0:10	42	56	44	33	0	6.3	310	16	1.7	3.9	0.0
Sunday, August 11, 2013	10:00	0:10	36	47	40	30	0	6.1	307	16	1.5	3.5	0.0
Sunday, August 11, 2013	10:10	0:10	43	62	43	31	-1	6.1	312	17	0.7	4.6	0.0
Sunday, August 11, 2013	10:20	0:10	38	57	40	30	-1	6.5	304	16	1.1	3.3	0.0
Sunday, August 11, 2013	10:30	0:10	37	57	39	31	0	6.7	309	17	0.7	3.3	0.0
Sunday, August 11, 2013	10:40	0:10	47	71	42	35	-1	5.6	304	17	0.4	2.6	0.0
Sunday, August 11, 2013	10:50	0:10	40	48	44	34	-1	5.7	308	17	0.4	2.4	0.0
Sunday, August 11, 2013	11:00	0:10	46	68	46	34	-1	5.8	322	17	0.7	3.7	0.0
Sunday, August 11, 2013	11:10	0:10	42	59	45	34	-1	6.3	318	18	0.4	3.3	0.0
Sunday, August 11, 2013	11:20	0:10	44	62	47	35	20	6.5	326	18	0.7	3.9	0.0
Sunday, August 11, 2013	11:30	0:10	45	59	49	33	28	6.9	316	18	1.3	4.1	0.0

Table A-7: Location 6 Summer Compliance Evaluation

Date	Time	Duration	Leq	Lmax	L(10)	L(90)	WT W6	WT W6	Onsite Met	Onsite Met	Loc. 6	Loc. 6	Loc. 7
	Start Time	(min)	(dBA)	(dBA)	(dBA)	(dBA)	Output (kW)	HH WS (m/s)	WD @ 75m (degrees)	Temp. (°C)	Avg. WS @ 2m (m/s)	Gust WS @ 2m (m/s)	Precip. (mm)
Sunday, August 11, 2013	11:50	0:10	41	59	41	34	-4	6.8	316	19	0.6	3.9	0.0
Sunday, August 11, 2013	12:00	0:10	44	64	47	32	-4	6.4	331	19	1.7	4.1	0.0
Sunday, August 11, 2013	12:10	0:10	39	49	42	34	-5	7.4	325	19	1.5	3.9	0.0
Sunday, August 11, 2013	12:20	0:10	45	68	46	37	-5	7.9	330	19	2.0	4.6	0.0
Sunday, August 11, 2013	12:30	0:10	45	62	45	35	-1	6.1	311	19	1.9	7.0	0.0
Sunday, August 11, 2013	12:40	0:10	37	53	40	31	-1	6.1	303	18	0.6	2.8	0.0
Sunday, August 11, 2013	12:50	0:10	41	56	45	34	-1	6.2	280	20	0.6	2.8	0.0
Sunday, August 11, 2013	13:00	0:10	46	65	47	36	-1	6.2	273	20	1.7	4.8	0.0
Sunday, August 11, 2013	13:10	0:10	47	65	46	36	0	5.6	312	19	2.0	4.6	0.0
Sunday, August 11, 2013	13:20	0:10	45	56	48	37	-1	5.1	315	18	1.7	3.9	0.0
Sunday, August 11, 2013	13:30	0:10	48	56	51	40	-1	5.8	313	19	0.9	2.4	0.0
Sunday, August 11, 2013	13:40	0:10	50	59	53	43	0	5.5	314	19	0.9	3.7	0.0
Sunday, August 11, 2013	13:50	0:10	52	58	55	45	-1	3.4	296	18	0.4	2.2	0.0
Sunday, August 11, 2013	14:00	0:10	49	67	51	42	-1	4.9	284	20	0.2	2.2	0.0
Sunday, August 11, 2013	14:10	0:10	46	62	50	36	-1	4.8	299	19	0.6	3.0	0.0
Sunday, August 11, 2013	14:20	0:10	45	63	48	31	-1	4.7	317	19	0.7	2.8	0.0
Sunday, August 11, 2013	14:30	0:10	49	65	51	32	-1	5.9	305	20	0.7	3.3	0.0
Sunday, August 11, 2013	14:40	0:10	42	55	46	30	-1	5.0	298	19	0.7	3.0	0.0
Sunday, August 11, 2013	14:50	0:10	46	68	46	31	-1	5.3	300	20	0.9	3.5	0.0
Sunday, August 11, 2013	15:00	0:10	37	53	38	30	-1	5.6	294	20	0.2	3.0	0.0
Sunday, August 11, 2013	15:10	0:10	42	58	46	31	-1	5.6	290	19	0.2	1.5	0.0
Sunday, August 11, 2013	15:20	0:10	38	58	39	32	-1	5.5	285	19	0.6	2.8	0.0
Sunday, August 11, 2013	15:30	0:10	40	57	38	31	-1	7.1	289	20	0.0	0.7	0.0
Sunday, August 11, 2013	15:40	0:10	39	56	41	32	-1	5.8	284	20	0.6	2.6	0.0
Sunday, August 11, 2013	15:50	0:10	40	60	42	31	-1	5.4	290	19	0.9	3.0	0.0
Sunday, August 11, 2013	16:00	0:10	41	60	40	32	-1	4.5	283	18	1.1	3.0	0.0
Sunday, August 11, 2013	16:10	0:10	40	61	42	34	-1	5.6	298	18	1.1	3.3	0.0
Sunday, August 11, 2013	16:20	0:10	42	53	46	33	-1	4.7	303	19	1.5	3.7	0.0
Sunday, August 11, 2013	16:30	0:10	40	52	43	33	-1	5.6	311	19	0.9	3.2	0.0
Sunday, August 11, 2013	16:40	0:10	46	65	44	32	-1	4.3	297	19	0.4	2.6	0.0
Sunday, August 11, 2013	16:50	0:10	37	54	39	30	-1	4.2	269	20	0.2	1.5	0.0
Sunday, August 11, 2013	17:00	0:10	36	60	37	28	-1	6.5	268	21	0.0	0.7	0.0
Sunday, August 11, 2013	17:10	0:10	44	68	43	31	-1	6.2	271	20	0.0	0.0	0.0
Sunday, August 11, 2013	17:20	0:10	38	50	42	29	-1	5.1	279	19	0.0	0.7	0.0
Sunday, August 11, 2013	17:30	0:10	38	52	41	30	-1	4.1	280	18	0.0	1.1	0.0
Sunday, August 11, 2013	17:40	0:10	40	54	43	33	-1	4.9	279	18	0.2	2.2	0.0
Sunday, August 11, 2013	17:50	0:10	36	50	39	31	-1	5.8	277	19	0.4	2.2	0.0
Sunday, August 11, 2013	18:00	0:10	41	55	45	28	-1	4.3	270	19	0.2	2.4	0.0
Sunday, August 11, 2013	18:10	0:10	39	61	41	28	-1	6.1	268	19	0.2	1.7	0.0
Sunday, August 11, 2013	18:20	0:10	35	51	38	29	-1	6.0	270	18	0.2	2.2	0.0
Sunday, August 11, 2013	18:30	0:10	36	53	38	30	-1	4.4	267	18	0.2	2.2	0.0
Sunday, August 11, 2013	18:40	0:10	37	57	35	31	-1	4.0	269	18	0.0	1.7	0.0
Sunday, August 11, 2013	18:50	0:10	35	51	35	30	-1	5.3	265	17	0.0	0.7	0.0
Sunday, August 11, 2013	19:00	0:10	33	52	34	30	0	5.9	262	17	0.0	0.0	0.0
Sunday, August 11, 2013	19:10	0:10	30	44	33	28	-1	5.7	261	17	0.0	0.0	0.0
Sunday, August 11, 2013	19:20	0:10	32	54	33	30	-1	5.1	257	16	0.0	0.0	0.0
Sunday, August 11, 2013	19:30	0:10	35	50	35	29	-1	5.0	254	16	0.0	0.0	0.0
Sunday, August 11, 2013	19:40	0:10	33	50	33	27	-1	4.7	252	16	0.0	0.0	0.0
Sunday, August 11, 2013	19:50	0:10	35	48	38	28	-1	4.9	251	16	0.0	0.0	0.0
Sunday, August 11, 2013	20:00	0:10	31	46	32	28	-1	5.4	252	16	0.0	0.0	0.0
Sunday, August 11, 2013	20:10	0:10	33	42	35	30	-1	6.0	252	16	0.0	0.0	0.0
Sunday, August 11, 2013	20:20	0:10	41	66	37	32	-1	6.1	254	16	0.0	0.0	0.0
Sunday, August 11, 2013	20:30	0:10	40	66	42	33	-1	6.1	255	16	0.0	0.0	0.0
Sunday, August 11, 2013	20:40	0:10	35	46	35	33	-1	5.7	251	16	0.0	0.0	0.0
Sunday, August 11, 2013	20:50	0:10	35	48	35	33	0	6.3	253	16	0.0	0.0	0.0
Sunday, August 11, 2013	21:00	0:10	34	37	35	32	0	6.4	253	16	0.0	0.0	0.0
Sunday, August 11, 2013	21:10	0:10	36	51	36	32	-1	7.0	253	16	0.0	0.0	0.0
Sunday, August 11, 2013	21:20	0:10	33	38	34	32	0	7.6	250	16	0.0	0.0	0.0
Sunday, August 11, 2013	21:30	0:10	47	69	39	33	0	7.8	253	16	0.0	0.0	0.0
Sunday, August 11, 2013	21:40	0:10	38	58	37	34	-1	8.4	252	16	0.0	0.0	0.0
Sunday, August 11, 2013	21:50	0:10	34	37	35	33	0	8.5	254	16	0.0	0.0	0.0
Sunday, August 11, 2013	22:00	0:10	34	46	35	33	0	8.3	256	16	0.0	0.0	0.0
Sunday, August 11, 2013	22:10	0:10	33	36	35	32	0	8.7	254	16	0.0	0.0	0.0
Sunday, August 11, 2013	22:20	0:10	34	38	35	32	0	8.9	250	16	0.0	0.0	0.0
Sunday, August 11, 2013	22:30	0:10	33	35	34	31	-1	8.5	247	16	0.0	0.0	0.0
Sunday, August 11, 2013	22:40	0:10	38	45	43	32	-1	8.5	243	16	0.0	0.0	0.0
Sunday, August 11, 2013	22:50	0:10	34	45	35	32	115	8.5	240	16	0.0	0.0	0.0
Sunday, August 11, 2013	23:00	0:10	32	37	33	30	858	8.6	240	16	0.0	0.0	0.0
Sunday, August 11, 2013	23:10	0:10	32	37	33	30	890	8.5	238	16	0.0	0.0	0.0
Sunday, August 11, 2013	23:20	0:10	32	39	33	31	777	8.2	242	15	0.0	0.2	0.0
Sunday, August 11, 2013	23:30	0:10	33	42	35	30	821	8.5	240	15	0.0	0.9	0.0
Sunday, August 11, 2013	23:40	0:10	33	36	34	31	920	8.7	241	15	0.0	0.0	0.0
Sunday, August 11, 2013	23:50	0:10	32	38	34	31	958	8.8	242	15	0.0	0.0	0.0
Monday, August 12, 2013	0:00	0:10	34	41	36	31	958	8.7	244	15	0.0	0.2	0.0
Monday, August 12, 2013	0:10	0:10	35	44	38	32	1000	8.8	246	15	0.0	1.7	0.0
Monday, August 12, 2013	0:20	0:10	36	50	38	33	967	8.7	250	15	0.0	1.3	0.0
Monday, August 12, 2013	0:30	0:10	35	44	37	32	990	8.9	253	15	0.0	1.9	0.0
Monday, August 12, 2013	0:40	0:10	33	39	35	31	271	8.5	264	15	0.0	1.3	0.0
Monday, August 12, 2013	0:50	0:10	30	41	32	28	-8	7.3	269	15	0.0	0.2	0.0
Monday, August 12, 2013	1:00	0:10	32	48	32	28	-5	6.7	270	15	0.0	0.0	0.0
Monday, August 12, 2013	1:10	0:10	31	52	32	28	-5	5.8	277	14	0.0	0.0	0.0
Monday, August 12, 2013	1:20	0:10	31	44	32	28	-5	6.3	279	14	0.0	0.0	0.0
Monday, August 12, 2013	1:30	0:10	31	41	32	29	-5	6.9	279	14	0.0	0.0	0.0
Monday, August 12, 2013	1:40	0:10	30	34	31	27	-2	6.5	284	14	0.0	0.0	0.0
Monday, August 12, 2013	1:50	0:10	30	36	31	28	-1	6.0	282	14	0.0	0.0	0.0
Monday, August 12, 2013	2:00	0:10	28	34	30	26	-1	5.7	286	14	0.0	0.0	0.0
Monday, August 12, 2013	2:10	0:10	31	48	30	27	-1	5.1	294	14	0.0	0.0	0.0
Monday, August 12, 2013	2:20	0:10	29	36	30	27	-1	4.8	303	14	0.0	0.0	0.0
Monday, August 12, 2013	2:30	0:10	29	32	30	27	0	4.3	304	14	0.0	0.0	0.0
Monday, August 12, 2013	2:40	0:10	29	33	30	27	-1	3.7	316	14	0.0	0.0	0.0
Monday, August 12, 2013	2:50	0:10	29	33	31	28	0	3.8	330	14	0.0	0.0	0.0
Monday, August 12, 2013	3:00	0:10	30	35	31	28	0	3.9	328	14	0.0	0.0	0.0
Monday, August 12, 2013	3:10	0:10	31	37	32	30	-1	4.0	340	14	0.0	0.0	0.0
Monday, August 12, 2013	3:20	0:10	30	35	32	28	0	3.5	333	14	0.0	0.0	0.0
Monday, August 12, 2013	3:30	0:10	32	37	35	28	-1	3.4	330	14	0.0	0.0	0.0
Monday, August 12, 2013	3:40	0:10	30	37	33	28	0	2.5	326	14	0.0	0.0	0.0
Monday, August 12, 2013	3:50	0:10	30	36	34	26	0	2.9	327	14	0.0	0.0	0.0
Monday, August 12, 2013	4:00	0:10	34	38	37	28	0	2.8	327	13	0.0	0.0	0.0
Monday, August 12, 2013	4:10	0:10	32	46	33	28							

Table A-7: Location 6 Summer Compliance Evaluation

Date	Time	Duration	Leq	Lmax	L(10)	L(90)	WT W6	WT W6	Onsite Met	Onsite Met	Loc. 6	Loc. 6	Loc. 6
	Start Time	(min)	(dBA)	(dBA)	(dBA)	(dBA)	Output (kW)	HH WS (m/s)	WD @ 75m (degrees)	Temp. (°C)	Avg. WS @ 2m (m/s)	Gust WS @ 2m (m/s)	Precip. (mm)
Monday, August 12, 2013	4:30	0:10	38	45	43	25	0	3.9	292	13	0.0	0.0	0.0
Monday, August 12, 2013	4:40	0:10	28	41	31	24	-1	3.5	297	13	0.0	0.0	0.0
Monday, August 12, 2013	4:50	0:10	26	36	27	25	0	4.3	293	13	0.0	0.0	0.0
Monday, August 12, 2013	5:00	0:10	26	39	28	24	0	5.1	276	13	0.0	0.0	0.0
Monday, August 12, 2013	5:10	0:10	30	45	32	24	0	6.1	272	13	0.0	1.3	0.0
Monday, August 12, 2013	5:20	0:10	26	43	27	20	-1	6.3	275	13	0.0	0.0	0.0
Monday, August 12, 2013	5:30	0:10	33	50	35	22	0	5.1	285	13	0.0	0.0	0.0
Monday, August 12, 2013	5:40	0:10	33	50	34	20	0	5.4	292	12	0.0	0.0	0.0
Monday, August 12, 2013	5:50	0:10	35	54	36	20	0	6.0	294	12	0.0	0.0	0.0
Monday, August 12, 2013	6:00	0:10	34	55	36	21	0	5.4	289	12	0.0	0.0	0.0
Monday, August 12, 2013	6:10	0:10	30	52	30	21	-1	6.0	291	12	0.0	0.0	0.0
Monday, August 12, 2013	6:20	0:10	36	54	39	21	0	6.0	289	13	0.0	0.0	0.0
Monday, August 12, 2013	6:30	0:10	35	55	35	22	0	5.6	303	14	0.0	0.0	0.0
Monday, August 12, 2013	6:40	0:10	27	46	28	20	0	5.0	299	13	0.0	0.0	0.0
Monday, August 12, 2013	6:50	0:10	32	52	34	21	-1	4.5	302	13	0.0	0.0	0.0
Monday, August 12, 2013	7:00	0:10	34	52	34	22	-1	4.1	307	13	0.0	0.0	0.0
Monday, August 12, 2013	7:10	0:10	30	50	33	23	-1	3.9	304	14	0.0	0.0	0.0
Monday, August 12, 2013	7:20	0:10	34	51	35	24	0	3.8	312	14	0.0	0.0	0.0
Monday, August 12, 2013	7:30	0:10	46	68	43	27	-1	3.5	315	16	0.0	0.0	0.0
Monday, August 12, 2013	7:40	0:10	41	48	44	29	-1	3.7	314	17	0.0	0.0	0.0
Monday, August 12, 2013	7:50	0:10	35	54	37	27	-1	3.4	315	17	0.0	0.0	0.0
Monday, August 12, 2013	8:00	0:10	48	73	43	26	-1	3.5	312	16	0.0	0.0	0.0
Monday, August 12, 2013	8:10	0:10	32	48	34	26	0	3.8	316	17	0.2	1.9	0.0
Monday, August 12, 2013	8:20	0:10	34	50	36	27	0	3.8	317	17	0.2	1.7	0.0
Monday, August 12, 2013	8:30	0:10	39	57	43	30	-1	3.5	327	17	0.0	0.0	0.0
Monday, August 12, 2013	8:40	0:10	37	63	37	31	0	3.2	320	18	0.0	0.0	0.0
Monday, August 12, 2013	8:50	0:10	37	51	39	32	0	3.1	321	18	0.0	1.1	0.0
Monday, August 12, 2013	9:00	0:10	42	62	36	32	0	2.9	315	18	0.0	0.0	0.0
Monday, August 12, 2013	9:10	0:10	38	55	38	32	-1	2.8	315	19	0.0	0.4	0.0
Monday, August 12, 2013	9:20	0:10	40	55	44	31	0	2.5	303	18	0.4	2.8	0.0
Monday, August 12, 2013	9:30	0:10	37	51	39	33	-1	3.0	302	18	0.4	1.9	0.0
Monday, August 12, 2013	9:40	0:10	37	52	39	32	-1	5.0	314	18	0.4	2.8	0.0
Monday, August 12, 2013	9:50	0:10	37	54	38	32	-1	5.4	313	18	0.2	4.3	0.0
Monday, August 12, 2013	10:00	0:10	40	58	42	33	-1	4.4	310	19	0.7	3.5	0.0
Monday, August 12, 2013	10:10	0:10	42	59	43	30	-1	5.4	302	19	0.7	3.3	0.0
Monday, August 12, 2013	10:20	0:10	41	60	37	30	-1	5.5	309	19	0.7	3.9	0.0
Monday, August 12, 2013	10:30	0:10	37	54	39	29	-1	5.6	319	19	0.9	3.0	0.0
Monday, August 12, 2013	10:40	0:10	35	51	38	30	-2	5.7	295	19	0.9	3.3	0.0
Monday, August 12, 2013	10:50	0:10	35	54	37	30	-1	4.5	307	19	0.0	1.7	0.0
Monday, August 12, 2013	11:00	0:10	37	55	40	28	-1	4.1	283	19	0.2	3.0	0.0
Monday, August 12, 2013	11:10	0:10	44	52	46	39	-1	4.2	303	19	0.0	0.6	0.0
Monday, August 12, 2013	11:20	0:10	45	55	47	43	-1	2.6	306	20	0.6	3.0	0.0
Monday, August 12, 2013	11:30	0:10	44	55	47	37	-2	3.2	290	20	0.6	3.0	0.0
Monday, August 12, 2013	11:40	0:10	48	63	50	40	-1	2.9	304	19	0.2	2.8	0.0
Monday, August 12, 2013	11:50	0:10	51	79	50	38	-1	2.4	273	19	1.3	4.8	0.0

Appendix B

Winter – Sound, Meteorological, and Wind Turbine Data

Table B-1: Location A Winter Compliance Evaluation

Date	Time	Duration	Leq	Lmax	L(10)	L(90)	WT N2	WT N2	Onsite Met	Onsite Met	NWS Plymouth	Loc. A	Loc. A	Loc. 6	Loc. 6
	Start Time	(min)	(dBA)	(dBA)	(dBA)	(dBA)	Output (kW)	HH WS (m/s)	WD @ 75m (degrees)	Temp. (°C)	Precip. Obs.	Avg. WS @ 2m (m/s)	Gust WS @ 2m (m/s)	Avg. WS @ 2m (m/s)	Gust WS @ 2m (m/s)
Thursday, January 23, 2014	13:40	0:10	41	62	42	38	1487	10.0	313	-16		0.4	3.0		
Thursday, January 23, 2014	13:50	0:10	41	59	42	38	1391	9.9	322	-17		0.4	3.2		
Thursday, January 23, 2014	14:00	0:10	43	60	45	40	1993	13.2	323	-16		0.4	2.6		
Thursday, January 23, 2014	14:10	0:10	40	54	42	37	1987	12.4	322	-16		0.2	1.3		
Thursday, January 23, 2014	14:20	0:10	40	51	42	37	1974	11.8	321	-17		0.6	3.2		
Thursday, January 23, 2014	14:30	0:10	40	55	42	37	1963	11.6	315	-17		0.4	3.0		
Thursday, January 23, 2014	14:40	0:10	38	50	40	36	1861	11.0	310	-16		0.2	2.0		
Thursday, January 23, 2014	14:50	0:10	39	50	41	36	1842	10.9	310	-16		0.2	2.0		
Thursday, January 23, 2014	15:00	0:10	38	46	40	36	1802	10.9	308	-16		0.0	1.3		
Thursday, January 23, 2014	15:10	0:10	39	50	41	36	1507	10.1	304	-16		0.0	0.7		
Thursday, January 23, 2014	15:20	0:10	39	48	41	36	1341	9.5	303	-17		0.2	1.5		
Thursday, January 23, 2014	15:30	0:10	39	49	41	36	1489	10.0	304	-17		0.2	1.9		
Thursday, January 23, 2014	15:40	0:10	39	47	41	36	1627	10.4	310	-17		0.2	1.7		
Thursday, January 23, 2014	15:50	0:10	39	52	41	37	1714	10.7	309	-17		0.4	3.0		
Thursday, January 23, 2014	16:00	0:10	38	46	40	35	1325	9.5	305	-17		0.2	1.7		
Thursday, January 23, 2014	16:10	0:10	38	51	40	36	884	8.0	306	-17		0.2	2.6		
Thursday, January 23, 2014	16:20	0:10	35	43	37	33	725	7.5	308	-17		0.0	0.4		
Thursday, January 23, 2014	16:30	0:10	34	41	36	32	515	6.8	315	-17		0.0	0.6		
Thursday, January 23, 2014	16:40	0:10	34	44	36	31	487	6.5	321	-17		0.0	1.3		
Thursday, January 23, 2014	16:50	0:10	34	45	36	32	451	6.5	323	-17		0.0	0.7		
Thursday, January 23, 2014	17:00	0:10	34	41	36	32	527	6.8	317	-17		0.0	1.1		
Thursday, January 23, 2014	17:10	0:10	35	42	37	33	647	7.3	310	-18		0.0	0.0		
Thursday, January 23, 2014	17:20	0:10	34	42	36	32	607	7.2	312	-18		0.0	0.2		
Thursday, January 23, 2014	17:30	0:10	34	41	35	31	448	6.5	316	-17		0.0	0.0		
Thursday, January 23, 2014	17:40	0:10	36	42	38	34	590	7.1	313	-17		0.0	0.0	0.7	2.2
Thursday, January 23, 2014	17:50	0:10	36	42	38	33	696	7.3	311	-18		0.0	0.0	1.1	2.4
Thursday, January 23, 2014	18:00	0:10	33	39	35	31	400	6.1	314	-17		0.0	0.0	1.1	3.2
Thursday, January 23, 2014	18:10	0:10	35	43	38	32	735	7.7	315	-17		0.0	0.0	1.1	3.9
Thursday, January 23, 2014	18:20	0:10	35	41	37	32	730	7.8	317	-17		0.0	0.0	0.9	2.8
Thursday, January 23, 2014	18:30	0:10	34	42	36	31	625	7.3	316	-18		0.0	0.0	0.9	2.8
Thursday, January 23, 2014	18:40	0:10	35	44	37	32	684	7.4	317	-18		0.0	0.0	0.7	2.2
Thursday, January 23, 2014	18:50	0:10	36	49	39	33	850	7.8	316	-18		0.0	0.2	0.7	2.0
Thursday, January 23, 2014	19:00	0:10	34	46	36	29	442	6.5	311	-18		0.2	1.9	0.6	1.9
Thursday, January 23, 2014	19:10	0:10	33	40	35	28	336	6.0	317	-18		0.0	0.0	0.4	1.9
Thursday, January 23, 2014	19:20	0:10	33	42	35	31	481	6.6	312	-18		0.0	0.0	0.2	1.3
Thursday, January 23, 2014	19:30	0:10	32	40	34	29	318	5.8	308	-18		0.0	0.9	0.2	0.9
Thursday, January 23, 2014	19:40	0:10	36	47	38	32	600	7.2	305	-18		0.0	0.7	0.4	1.1
Thursday, January 23, 2014	19:50	0:10	37	44	39	34	875	7.9	308	-18		0.0	1.5	0.4	0.9
Thursday, January 23, 2014	20:00	0:10	37	43	39	34	973	8.4	310	-18		0.0	1.5	0.7	2.2
Thursday, January 23, 2014	20:10	0:10	37	45	39	34	1086	8.6	309	-18		0.0	0.9	0.7	2.0
Thursday, January 23, 2014	20:20	0:10	37	67	39	33	946	8.1	311	-18		0.0	2.0	0.9	2.0
Thursday, January 23, 2014	20:30	0:10	39	51	41	35	1083	8.7	312	-18		0.0	1.1	0.9	2.2
Thursday, January 23, 2014	20:40	0:10	38	46	40	35	1170	9.0	310	-18		0.2	1.5	0.9	3.3
Thursday, January 23, 2014	20:50	0:10	38	45	40	35	1268	9.4	312	-18		0.2	1.3	0.9	2.0
Thursday, January 23, 2014	21:00	0:10	38	47	40	35	1240	9.4	315	-18		0.0	1.7	1.1	3.0
Thursday, January 23, 2014	21:10	0:10	37	46	39	35	1117	9.2	314	-19		0.0	1.7	1.1	3.0
Thursday, January 23, 2014	21:20	0:10	38	45	40	35	1152	9.0	316	-19		0.0	0.9	0.9	2.8
Thursday, January 23, 2014	21:30	0:10	38	47	40	35	1451	9.9	317	-19		0.0	0.9	1.1	2.4
Thursday, January 23, 2014	21:40	0:10	38	45	39	35	1306	9.4	319	-19		0.0	0.9	1.1	2.8
Thursday, January 23, 2014	21:50	0:10	38	46	40	35	1140	9.0	316	-19		0.0	0.0	0.9	2.6
Thursday, January 23, 2014	22:00	0:10	35	41	37	33	799	7.8	315	-19		0.0	1.9	0.9	2.2
Thursday, January 23, 2014	22:10	0:10	35	42	37	33	728	7.7	309	-19		0.0	0.0	0.7	2.2
Thursday, January 23, 2014	22:20	0:10	35	43	37	33	770	7.6	305	-20		0.0	0.0	0.7	1.7
Thursday, January 23, 2014	22:30	0:10	38	53	39	34	781	7.6	304	-20		0.0	0.0	0.6	3.0
Thursday, January 23, 2014	22:40	0:10	34	44	36	31	578	6.9	304	-20		0.0	0.0	0.7	2.4
Thursday, January 23, 2014	22:50	0:10	33	42	35	31	480	6.7	305	-20		0.0	0.0	0.6	2.0
Thursday, January 23, 2014	23:00	0:10	34	42	36	31	571	6.8	306	-20		0.0	0.0	0.6	2.0
Thursday, January 23, 2014	23:10	0:10	34	41	35	32	509	6.6	307	-20		0.0	1.1	0.4	1.7
Thursday, January 23, 2014	23:20	0:10	34	47	35	31	513	6.7	307	-20		0.0	0.0	0.7	2.4
Thursday, January 23, 2014	23:30	0:10	34	42	36	31	530	6.7	307	-20		0.0	0.2	0.6	2.2
Thursday, January 23, 2014	23:40	0:10	34	42	36	32	592	7.1	306	-21		0.0	1.5	0.6	2.4
Thursday, January 23, 2014	23:50	0:10	36	47	38	32	676	7.3	306	-21		0.0	1.7	0.6	3.0
Friday, January 24, 2014	0:00	0:10	37	46	39	34	962	8.2	306	-21		0.2	1.9	0.4	2.6
Friday, January 24, 2014	0:10	0:10	38	46	40	35	1168	8.8	305	-21		0.2	2.0	0.9	2.8
Friday, January 24, 2014	0:20	0:10	37	45	39	34	1164	8.8	303	-21		0.2	2.0	0.9	3.0
Friday, January 24, 2014	0:30	0:10	37	45	40	35	1238	8.9	307	-21		0.2	2.4	1.1	3.2
Friday, January 24, 2014	0:40	0:10	38	55	41	36	1441	9.6	306	-21		0.0	0.7	0.9	3.0
Friday, January 24, 2014	0:50	0:10	38	50	40	35	1328	9.3	306	-21		0.4	3.2	0.9	2.8
Friday, January 24, 2014	1:00	0:10	38	48	40	36	1393	9.5	306	-21		0.4	2.8	1.1	2.6
Friday, January 24, 2014	1:10	0:10	37	45	39	34	1154	8.7	309	-22		0.4	1.7	1.1	3.2
Friday, January 24, 2014	1:20	0:10	37	48	39	34	942	8.0	311	-22		0.4	1.9	0.9	2.6
Friday, January 24, 2014	1:30	0:10	37	45	39	35	1166	8.8	313	-22		0.4	2.2	0.9	3.0
Friday, January 24, 2014	1:40	0:10	38	48	40	35	1316	9.4	319	-22		0.2	1.5	0.7	2.0
Friday, January 24, 2014	1:50	0:10	38	49	40	36	1478	9.7	317	-22		0.4	2.6	0.7	2.2
Friday, January 24, 2014	2:00	0:10	39	49	41	36	1646	10.2	317	-22		0.6	3.5	0.7	1.9
Friday, January 24, 2014	2:10	0:10	39	47	41	36	1633	10.1	318	-22		0.4	2.4	0.9	3.5
Friday, January 24, 2014	2:20	0:10	38	46	40	36	1596	9.8	318	-22		0.2	1.9	0.9	2.6
Friday, January 24, 2014	2:30	0:10	38	48	40	35	1310	9.0	318	-22		0.4	2.8	0.9	3.5
Friday, January 24, 2014	2:40	0:10	38	49	40	36	1217	8.8	316	-23		0.4	3.2	0.9	2.4
Friday, January 24, 2014	2:50	0:10	38	46	40	35	1285	9.0	314	-23		0.4	3.2	0.7	3.9
Friday, January 24, 2014	3:00	0:10	38	48	40	36	1471	9.7	315	-23		0.2	2.4	0.7	2.2
Friday, January 24, 2014	3:10	0:10	38	47	40	35	1342	9.3	315	-23		0.2	2.2	0.7	2.2
Friday, January 24, 2014	3:20	0:10	38	50	40	36	1442	9.6	314	-23		0.2	1.9	0.9	2.8
Friday, January 24, 2014	3:30	0:10	39	50	40	36	1507	9.7	313	-23		0.2	2.4	0.9	3.2
Friday, January 24, 2014	3:40	0:10	39	46	41	36	1413	9.4	311	-23		0.2	2.4	0.6	1.9
Friday, January 24, 2014	3:50	0:10	38	46	40	36	1283	8.9	311	-23		0.2	1.7	0.6	1.7
Friday, January 24, 2014	4:00	0:10	38	45	40	35	1284	9.0	311	-23		0.2	1.7	0.7	3.0
Friday, January 24, 2014	4:10	0:10	37	45	39	34	1205	8.7	316	-23		0.0	0.7	0.9	2.4
Friday, January 24, 2014	4:20	0:10	37	44	39	35	1245	8.9	312	-23		0.2	1.5	0.7	2.2
Friday, January 24															

Table B-1: Location A Winter Compliance Evaluation

Date	Time	Duration	Leq	Lmax	L(10)	L(90)	WT N2	WT N2	Onsite Met	Onsite Met	NWS Plymouth	Loc. A	Loc. A	Loc. 6	Loc. 6
	Start Time	(min)	(dBA)	(dBA)	(dBA)	(dBA)	Output (kW)	HH WS (m/s)	WD @ 75m (degrees)	Temp. (°C)	Precip. Obs.	Avg. WS @ 2m (m/s)	Gust WS @ 2m (m/s)	Avg. WS @ 2m (m/s)	Gust WS @ 2m (m/s)
Friday, January 24, 2014	6:40	0:10	39	52	41	36	1951	12.1	317	-24		0.2	1.5	0.7	2.0
Friday, January 24, 2014	6:50	0:10	39	48	41	36	1894	11.3	316	-24		0.2	2.2	1.1	3.2
Friday, January 24, 2014	7:00	0:10	40	54	42	36	1810	10.5	313	-24		0.2	1.5	0.7	3.2
Friday, January 24, 2014	7:10	0:10	38	48	40	36	1942	12.5	314	-24		0.0	1.5	1.1	2.8
Friday, January 24, 2014	7:20	0:10	38	44	40	36	2000	13.9	314	-23		0.2	1.3	1.3	3.3
Friday, January 24, 2014	7:30	0:10	39	51	41	37	1998	13.4	315	-23		0.2	1.5	1.9	4.8
Friday, January 24, 2014	7:40	0:10	39	52	40	36	1918	11.7	320	-23		0.2	1.3	1.9	4.1
Friday, January 24, 2014	7:50	0:10	38	49	40	35	1911	11.1	316	-23		0.2	1.7	1.7	4.6
Friday, January 24, 2014	8:00	0:10	39	45	41	36	1630	10.2	316	-23		0.2	2.2	0.9	2.6
Friday, January 24, 2014	8:10	0:10	38	45	40	36	1603	10.1	313	-23		0.2	1.7	0.9	2.6
Friday, January 24, 2014	8:20	0:10	38	48	41	34	1233	8.8	311	-23		0.2	2.4	1.1	3.3
Friday, January 24, 2014	8:30	0:10	44	62	46	35	930	8.0	308	-23		0.2	1.5	1.3	2.8
Friday, January 24, 2014	8:40	0:10	38	52	40	35	1256	9.1	312	-23		0.2	1.3	1.1	3.5
Friday, January 24, 2014	8:50	0:10	39	47	41	36	1277	9.0	318	-22		0.6	2.6	1.5	4.3
Friday, January 24, 2014	9:00	0:10	41	56	43	38	1418	10.0	322	-22		0.4	2.6	1.1	3.7
Friday, January 24, 2014	9:10	0:10	39	49	42	36	1895	11.8	317	-22		0.2	1.7	1.7	4.3
Friday, January 24, 2014	9:20	0:10	40	56	42	37	1971	12.3	315	-22		0.2	2.4	1.5	4.8
Friday, January 24, 2014	9:30	0:10	40	53	42	38	1902	11.8	316	-21		0.4	3.2	0.7	2.4
Friday, January 24, 2014	9:40	0:10	41	53	43	38	1978	12.5	323	-21		0.4	4.3	1.3	3.5
Friday, January 24, 2014	9:50	0:10	42	54	44	39	1734	10.7	321	-21		0.4	3.7	1.3	3.3
Friday, January 24, 2014	10:00	0:10	42	57	44	39	1585	10.5	313	-20		0.9	4.3	1.3	4.3
Friday, January 24, 2014	10:10	0:10	43	65	44	38	1810	11.2	316	-20		0.4	2.8	1.5	5.2
Friday, January 24, 2014	10:20	0:10	50	70	52	38	1990	12.6	317	-20		0.6	2.6	1.7	4.6
Friday, January 24, 2014	10:30	0:10	51	70	54	40	1992	14.1	311	-20		0.7	4.4	1.7	4.3
Friday, January 24, 2014	10:40	0:10	49	70	51	42	2000	14.6	312	-19		0.9	4.8	2.2	5.4
Friday, January 24, 2014	10:50	0:10	52	82	50	42	1981	13.5	312	-19		0.9	4.6	2.8	8.2
Friday, January 24, 2014	11:00	0:10	49	59	53	42	1995	14.1	314	-19		0.6	3.2	2.2	5.4
Friday, January 24, 2014	11:10	0:10	42	53	45	39	1861	12.3	321	-19		0.4	3.5	1.7	4.3
Friday, January 24, 2014	11:20	0:10	41	52	44	38	1729	10.9	321	-18		0.7	3.0	1.5	3.7
Friday, January 24, 2014	11:30	0:10	40	54	42	37	1680	10.7	312	-18		0.4	2.0	1.5	4.1
Friday, January 24, 2014	11:40	0:10	52	84	45	36	944	8.2	310	-18		0.7	4.4	1.9	6.3
Friday, January 24, 2014	11:50	0:10	51	53	52	49	1027	8.6	307	-18		0.4	2.2	1.1	2.8
Friday, January 24, 2014	12:00	0:10	48	53	51	39	1541	9.9	306	-18		0.4	2.6	1.3	3.5
Friday, January 24, 2014	12:10	0:10	40	51	43	37	1052	8.5	310	-17		0.7	3.0	0.9	2.8
Friday, January 24, 2014	12:20	0:10	38	47	40	36	1051	8.5	300	-17		0.4	3.0	1.3	3.0
Friday, January 24, 2014	12:30	0:10	38	52	40	36	1102	8.7	304	-16		0.6	2.6	1.3	3.5
Friday, January 24, 2014	12:40	0:10	38	47	40	36	1130	8.9	303	-16		0.4	2.6	1.1	3.0
Friday, January 24, 2014	12:50	0:10	38	52	40	35	850	8.2	302	-16		0.6	3.7	1.9	4.1
Friday, January 24, 2014	13:00	0:10	36	45	38	32	649	7.3	303	-16		0.2	1.9	1.7	4.6
Friday, January 24, 2014	13:10	0:10	37	53	39	33	470	6.8	310	-16		0.2	1.9	1.9	3.9
Friday, January 24, 2014	13:20	0:10	35	50	37	32	600	7.3	304	-16		0.2	2.2	1.5	3.2
Friday, January 24, 2014	13:30	0:10	36	47	38	32	687	7.5	291	-15		0.2	1.7	1.9	5.0
Friday, January 24, 2014	13:40	0:10	36	45	39	34	568	7.1	291	-15		0.4	2.0	1.7	4.1
Friday, January 24, 2014	13:50	0:10	41	59	42	35	650	7.4	282	-15		0.4	3.2	2.0	5.0
Friday, January 24, 2014	14:00	0:10	34	44	37	31	483	6.8	270	-15		0.4	1.7	1.7	4.3
Friday, January 24, 2014	14:10	0:10	34	47	36	31	343	6.0	282	-15		0.4	2.8	1.1	2.8
Friday, January 24, 2014	14:20	0:10	34	48	37	29	240	5.5	289	-15		0.4	2.0	0.9	2.8
Friday, January 24, 2014	14:30	0:10	30	48	32	26	37	3.5	290	-15		0.0	1.1	0.9	2.0
Friday, January 24, 2014	14:40	0:10	29	42	31	25	34	3.7	292	-15		0.0	0.7	1.3	2.8
Friday, January 24, 2014	14:50	0:10	30	48	32	25	225	5.3	280	-15		0.0	1.1	1.5	5.0
Friday, January 24, 2014	15:00	0:10	31	42	33	28	362	6.2	273	-15		0.2	1.7	1.3	4.3
Friday, January 24, 2014	15:10	0:10	33	48	33	27	349	6.1	269	-15		0.0	0.2	0.9	3.0
Friday, January 24, 2014	15:20	0:10	29	39	31	27	213	5.2	276	-15		0.0	1.5	1.3	3.0
Friday, January 24, 2014	15:30	0:10	31	45	33	29	509	6.9	267	-15		0.0	1.1	1.3	2.8
Friday, January 24, 2014	15:40	0:10	30	43	31	27	304	5.6	279	-15		0.0	0.4	1.1	2.8
Friday, January 24, 2014	15:50	0:10	29	38	31	26	228	5.1	274	-15		0.0	1.7	1.1	2.4
Friday, January 24, 2014	16:00	0:10	30	46	32	25	109	4.2	254	-16		0.0	0.0	0.9	3.7
Friday, January 24, 2014	16:10	0:10	31	47	34	26	516	6.9	241	-16		0.0	0.0	0.7	2.2
Friday, January 24, 2014	16:20	0:10	31	46	34	25	267	5.7	243	-16		0.0	1.1	0.9	2.8
Friday, January 24, 2014	16:30	0:10	35	51	39	26	357	6.3	247	-16		0.0	0.7	0.4	1.7
Friday, January 24, 2014	16:40	0:10	29	47	30	24	185	4.8	238	-16		0.0	0.2	0.2	0.9
Friday, January 24, 2014	16:50	0:10	28	43	30	24	68	4.0	235	-17		0.0	0.0	0.2	0.9
Friday, January 24, 2014	17:00	0:10	30	39	32	25	97	4.2	222	-17		0.0	0.0	0.2	0.9
Friday, January 24, 2014	17:10	0:10	29	38	32	24	108	4.5	229	-17		0.0	0.0	0.4	1.3
Friday, January 24, 2014	17:20	0:10	26	37	28	24	157	4.8	223	-17		0.0	0.0	0.4	1.3
Friday, January 24, 2014	17:30	0:10	31	58	32	26	126	4.6	217	-17		0.0	0.0	0.4	1.3
Friday, January 24, 2014	17:40	0:10	29	35	31	27	223	5.3	213	-17		0.0	0.0	0.2	1.1
Friday, January 24, 2014	17:50	0:10	31	37	33	28	350	5.9	213	-17		0.0	0.0	0.2	1.1
Friday, January 24, 2014	18:00	0:10	31	48	33	27	250	5.4	207	-17		0.0	0.0	0.0	0.0
Friday, January 24, 2014	18:10	0:10	30	39	31	27	243	5.5	205	-17		0.0	0.0	0.2	1.1
Friday, January 24, 2014	18:20	0:10	32	41	34	29	566	6.9	208	-17		0.0	0.0	0.4	1.5
Friday, January 24, 2014	18:30	0:10	32	40	35	29	563	6.8	210	-17		0.0	0.0	0.7	2.6
Friday, January 24, 2014	18:40	0:10	31	40	33	28	401	6.4	209	-17		0.0	0.0	0.7	3.2
Friday, January 24, 2014	18:50	0:10	33	43	36	28	359	6.0	212	-17		0.0	0.0	0.4	1.9
Friday, January 24, 2014	19:00	0:10	31	45	33	28	326	5.9	217	-17		0.0	0.0	0.2	1.3
Friday, January 24, 2014	19:10	0:10	30	41	33	28	233	5.1	207	-17		0.0	0.0	0.6	1.7
Friday, January 24, 2014	19:20	0:10	30	37	32	27	273	5.5	211	-17		0.0	0.0	0.9	1.9
Friday, January 24, 2014	19:30	0:10	31	39	33	27	344	5.9	210	-17		0.0	0.0	0.7	3.2
Friday, January 24, 2014	19:40	0:10	30	38	32	27	321	5.8	200	-17		0.0	0.0	0.6	1.7
Friday, January 24, 2014	19:50	0:10	29	39	31	26	211	5.0	182	-17		0.0	0.0	0.4	1.1
Friday, January 24, 2014	20:00	0:10	28	41	30	25	114	4.2	191	-17		0.0	0.0	0.2	0.9
Friday, January 24, 2014	20:10	0:10	28	36	30	25	82	3.9	189	-17		0.0	0.0	0.6	1.1
Friday, January 24, 2014	20:20	0:10	27	40	28	24	106	4.3	191	-17		0.0	0.0	0.4	0.9
Friday, January 24, 2014	20:30	0:10	28	43	30	25	76	4.1	183	-17		0.0	0.0	0.0	0.7
Friday, January 24, 2014	20:40	0:10	28	42	29	25	74	3.9	173	-17		0.0	0.0	0.0	0.4
Friday, January 24, 2014	20:50	0:10	27	44	28	24	33	3.3	175	-17		0.0	0.0	0.2	0.7
Friday, January 24, 2014	21:00	0:10	27	34	28	25	24	3.4	177	-17		0.0	0.0	0.4	1.5
Friday, January 24, 2014	21:10	0:10	27	35	29	25	84	3.9	181	-17					

Table B-1: Location A Winter Compliance Evaluation

Date	Time	Duration	Leq	Lmax	L(10)	L(90)	WT N2	WT N2	Onsite Met	Onsite Met	NWS Plymouth	Loc. A	Loc. A	Loc. 6	Loc. 6
	Start Time	(min)	(dBA)	(dBA)	(dBA)	(dBA)	Output (kW)	HH WS (m/s)	WD @ 75m (degrees)	Temp. (°C)	Precip. Obs.	Avg. WS @ 2m (m/s)	Gust WS @ 2m (m/s)	Avg. WS @ 2m (m/s)	Gust WS @ 2m (m/s)
Friday, January 24, 2014	23:40	0:10	30	42	32	27	369	5.8	165	-17		0.2	1.3	0.0	0.0
Friday, January 24, 2014	23:50	0:10	30	43	32	27	224	4.9	167	-17		0.2	1.1	0.2	1.3
Saturday, January 25, 2014	0:00	0:10	32	48	33	28	383	6.2	168	-17		0.2	1.1	0.2	0.9
Saturday, January 25, 2014	0:10	0:10	32	39	33	29	386	6.0	168	-17		0.2	1.1	0.0	0.6
Saturday, January 25, 2014	0:20	0:10	30	44	32	28	345	5.7	172	-17		0.2	1.1	0.2	1.1
Saturday, January 25, 2014	0:30	0:10	30	43	32	27	233	5.1	171	-17		0.2	2.2	0.2	0.7
Saturday, January 25, 2014	0:40	0:10	28	38	30	26	238	5.2	172	-17		0.2	1.1	0.2	0.7
Saturday, January 25, 2014	0:50	0:10	28	44	29	26	223	5.1	174	-17		0.2	1.3	0.2	0.7
Saturday, January 25, 2014	1:00	0:10	29	42	30	26	288	5.5	175	-17		0.2	1.9	0.0	0.6
Saturday, January 25, 2014	1:10	0:10	29	39	31	27	287	5.4	174	-17		0.2	1.9	0.2	0.7
Saturday, January 25, 2014	1:20	0:10	32	42	34	30	408	6.3	175	-17		0.2	1.5	0.4	1.1
Saturday, January 25, 2014	1:30	0:10	30	40	32	28	291	5.5	176	-17		0.4	2.0	0.2	0.9
Saturday, January 25, 2014	1:40	0:10	29	40	31	27	212	5.0	183	-16		0.0	1.3	0.2	0.9
Saturday, January 25, 2014	1:50	0:10	29	46	31	26	130	4.3	182	-16		0.2	1.5	0.0	0.7
Saturday, January 25, 2014	2:00	0:10	27	38	29	25	104	4.2	178	-16		0.0	1.1	0.0	0.7
Saturday, January 25, 2014	2:10	0:10	27	39	29	25	173	4.6	176	-16		0.2	1.7	0.0	0.6
Saturday, January 25, 2014	2:20	0:10	28	44	31	25	253	5.2	168	-16		0.0	0.6	0.0	0.0
Saturday, January 25, 2014	2:30	0:10	28	35	30	26	294	5.6	163	-16		0.0	1.3	0.0	0.6
Saturday, January 25, 2014	2:40	0:10	26	44	28	24	170	4.8	161	-16		0.2	1.1	0.0	0.7
Saturday, January 25, 2014	2:50	0:10	26	41	28	24	134	4.4	163	-16		0.2	1.3	0.0	0.7
Saturday, January 25, 2014	3:00	0:10	27	39	29	25	156	4.7	173	-16		0.2	1.3	0.0	0.2
Saturday, January 25, 2014	3:10	0:10	28	40	30	26	175	4.9	179	-16		0.0	1.9	0.0	0.0
Saturday, January 25, 2014	3:20	0:10	29	38	31	26	296	5.6	176	-16		0.2	1.1	0.0	0.0
Saturday, January 25, 2014	3:30	0:10	29	40	31	26	269	5.5	182	-16		0.2	2.2	0.0	0.0
Saturday, January 25, 2014	3:40	0:10	28	44	29	26	268	5.4	180	-16		0.2	1.1	0.2	0.9
Saturday, January 25, 2014	3:50	0:10	27	34	29	25	185	4.8	185	-15		0.2	0.9	0.2	1.3
Saturday, January 25, 2014	4:00	0:10	28	47	29	26	158	4.8	185	-15		0.2	0.9	0.4	1.3
Saturday, January 25, 2014	4:10	0:10	29	41	31	27	193	4.9	184	-15		0.4	1.5	0.2	1.3
Saturday, January 25, 2014	4:20	0:10	28	41	30	26	135	4.4	181	-16		0.4	1.9	0.7	2.2
Saturday, January 25, 2014	4:30	0:10	28	44	29	26	131	4.6	179	-15		0.2	1.5	0.7	1.9
Saturday, January 25, 2014	4:40	0:10	29	48	30	26	212	5.1	179	-15		0.4	1.7	0.4	1.5
Saturday, January 25, 2014	4:50	0:10	28	40	30	27	208	4.9	183	-15		0.4	1.5	0.6	1.7
Saturday, January 25, 2014	5:00	0:10	30	41	32	27	226	5.1	183	-15		0.6	2.6	0.6	1.7
Saturday, January 25, 2014	5:10	0:10	32	42	34	29	341	5.8	181	-15		0.2	1.3	0.4	1.5
Saturday, January 25, 2014	5:20	0:10	37	44	39	34	917	8.2	182	-15		0.4	1.7	0.4	1.7
Saturday, January 25, 2014	5:30	0:10	38	44	39	35	1084	8.8	174	-15		0.4	2.8	0.2	0.7
Saturday, January 25, 2014	5:40	0:10	37	44	39	34	843	7.8	166	-15		0.6	3.0	0.6	2.8
Saturday, January 25, 2014	5:50	0:10	33	40	35	30	457	6.3	169	-15		0.2	1.5	0.7	2.6
Saturday, January 25, 2014	6:00	0:10	30	45	31	28	154	4.5	171	-15		0.2	2.0	0.7	2.0
Saturday, January 25, 2014	6:10	0:10	31	41	33	29	235	5.1	172	-15		0.0	0.9	0.9	2.2
Saturday, January 25, 2014	6:20	0:10	34	41	35	31	299	5.6	171	-15		0.2	0.9	1.3	2.8
Saturday, January 25, 2014	6:30	0:10	31	43	33	28	205	5.0	165	-15		0.0	0.7	1.3	3.0
Saturday, January 25, 2014	6:40	0:10	30	46	32	27	38	3.7	163	-16		0.2	1.5	0.7	2.4
Saturday, January 25, 2014	6:50	0:10	29	46	30	26	65	3.9	164	-16		0.0	0.7	1.1	3.3
Saturday, January 25, 2014	7:00	0:10	28	46	30	26	85	4.1	169	-16		0.2	0.9	1.5	4.3
Saturday, January 25, 2014	7:10	0:10	30	46	32	28	179	5.0	168	-16		0.2	0.7	1.1	2.8
Saturday, January 25, 2014	7:20	0:10	35	50	38	30	632	7.0	167	-16		0.0	1.3	0.2	2.2
Saturday, January 25, 2014	7:30	0:10	39	48	41	37	1373	9.3	167	-15		0.2	3.2	0.4	0.9
Saturday, January 25, 2014	7:40	0:10	39	47	41	37	1520	10.0	166	-15		0.4	1.5	0.4	1.1
Saturday, January 25, 2014	7:50	0:10	39	48	41	37	1366	9.3	165	-15		0.6	1.7	0.6	2.8
Saturday, January 25, 2014	8:00	0:10	39	48	41	36	1018	8.4	162	-15		0.4	1.7	0.9	2.4
Saturday, January 25, 2014	8:10	0:10	42	59	44	37	1134	8.8	160	-15		0.7	2.0	0.9	2.4
Saturday, January 25, 2014	8:20	0:10	44	48	44	43	1098	8.8	155	-14		0.6	1.9	0.7	1.9
Saturday, January 25, 2014	8:30	0:10	41	50	44	36	1070	8.5	151	-14		0.6	2.0	0.9	2.4
Saturday, January 25, 2014	8:40	0:10	38	50	40	35	984	8.6	150	-14		0.7	2.8	0.6	1.5
Saturday, January 25, 2014	8:50	0:10	38	44	40	36	794	7.7	148	-14		0.6	2.2	0.4	1.7
Saturday, January 25, 2014	9:00	0:10	38	47	40	35	798	7.5	152	-14		0.7	2.8	0.7	1.7
Saturday, January 25, 2014	9:10	0:10	38	45	40	35	843	7.9	151	-14		0.6	2.2	0.6	2.0
Saturday, January 25, 2014	9:20	0:10	39	48	40	36	1098	8.8	151	-14		0.7	2.0	0.9	3.3
Saturday, January 25, 2014	9:30	0:10	39	45	40	37	1265	9.1	152	-13		0.7	2.6	0.9	2.4
Saturday, January 25, 2014	9:40	0:10	39	53	41	37	1307	9.1	154	-13		0.7	3.0	0.6	1.5
Saturday, January 25, 2014	9:50	0:10	39	51	41	36	981	8.1	152	-13		1.3	3.2	0.9	3.9
Saturday, January 25, 2014	10:00	0:10	38	45	40	36	905	8.0	153	-13		0.7	1.9	0.9	3.0
Saturday, January 25, 2014	10:10	0:10	38	47	40	35	950	8.2	155	-12		0.7	2.6	0.9	2.2
Saturday, January 25, 2014	10:20	0:10	37	45	39	35	829	7.6	155	-12		0.9	3.0	0.6	1.9
Saturday, January 25, 2014	10:30	0:10	37	50	39	35	672	7.1	153	-12		0.9	3.0	0.9	2.6
Saturday, January 25, 2014	10:40	0:10	36	44	39	34	653	7.1	152	-12		0.7	2.0	0.9	2.6
Saturday, January 25, 2014	10:50	0:10	37	47	39	34	678	7.5	152	-11		0.9	3.5	0.2	1.3
Saturday, January 25, 2014	11:00	0:10	35	42	37	32	451	6.6	153	-11		0.6	2.2	0.6	1.9
Saturday, January 25, 2014	11:10	0:10	34	48	37	30	443	6.5	151	-11		0.7	2.0	0.4	1.7
Saturday, January 25, 2014	11:20	0:10	35	45	37	33	607	7.1	152	-11		0.6	1.7	0.7	2.2
Saturday, January 25, 2014	11:30	0:10	34	45	37	30	459	6.6	154	-11		0.9	2.4	0.6	1.7
Saturday, January 25, 2014	11:40	0:10	36	52	38	33	600	7.1	148	-11		0.7	3.7	0.4	1.3
Saturday, January 25, 2014	11:50	0:10	36	56	36	31	286	5.9	158	-10		0.4	1.7	0.4	1.1
Saturday, January 25, 2014	12:00	0:10	32	49	34	29	236	5.3	160	-10		0.4	1.9	0.6	2.0
Saturday, January 25, 2014	12:10	0:10	32	42	33	29	89	4.1	165	-10		0.4	2.0	0.9	2.4
Saturday, January 25, 2014	12:20	0:10	33	44	35	30	250	5.3	169	-10		0.4	2.4	0.9	1.9
Saturday, January 25, 2014	12:30	0:10	34	47	36	32	351	5.9	172	-9		0.4	1.7	0.7	3.2
Saturday, January 25, 2014	12:40	0:10	33	44	35	31	241	5.5	176	-9		0.4	2.0	1.3	2.8
Saturday, January 25, 2014	12:50	0:10	36	58	38	30	435	6.4	173	-9		0.4	1.9	1.1	3.5
Saturday, January 25, 2014	13:00	0:10	32	48	35	29	255	5.2	172	-9		0.4	1.9	1.1	2.6
Saturday, January 25, 2014	13:10	0:10	33	42	35	31	335	6.1	180	-9		0.2	1.5	1.3	2.8
Saturday, January 25, 2014	13:20	0:10	36	45	39	33	393	6.3	179	-9		0.2	1.5	1.3	3.3
Saturday, January 25, 2014	13:30	0:10	35	47	38	31	311	5.9	181	-8		0.2	1.3	1.3	3.0
Saturday, January 25, 2014	13:40	0:10	33	51	35	30	118	4.4	181	-8		0.2	1.5	1.1	3.7
Saturday, January 25, 2014	13:50	0:10	36	58	37	31	337	6.1	174	-8	1	0.4	1.9	0.7	2.4
Saturday, January 25, 2014	14:00	0:10	36	44	38	32	594	7.1	173	-8	1	0.4	1.5	0.6	1.7
Saturday, January 25, 2014	14:10	0:10	36	45	38	32	270	5.6	173	-8	1	0.2	0.9	0.6	2.0
Saturday, January 25, 2014	14:20	0:10	41	55	46	31									

Table B-1: Location A Winter Compliance Evaluation

Date	Time	Duration	Leq	Lmax	L(10)	L(90)	WT N2	WT N2	Onsite Met	Onsite Met	NWS Plymouth	Loc. A	Loc. A	Loc. 6	Loc. 6
	Start Time	(min)	(dBA)	(dBA)	(dBA)	(dBA)	Output (kW)	HH WS (m/s)	WD @ 75m (degrees)	Temp. (°C)	Precip. Obs.	Avg. WS @ 2m (m/s)	Gust WS @ 2m (m/s)	Avg. WS @ 2m (m/s)	Gust WS @ 2m (m/s)
Saturday, January 25, 2014	16:40	0:10	40	47	42	37	687	7.4	181	-8	1	0.0	0.0	0.9	1.9
Saturday, January 25, 2014	16:50	0:10	39	46	41	36	645	7.2	177	-8	1	0.0	0.0	0.6	1.7
Saturday, January 25, 2014	17:00	0:10	39	48	41	37	723	7.6	180	-8	1	0.0	0.0	0.6	1.3
Saturday, January 25, 2014	17:10	0:10	38	43	40	36	664	7.5	180	-8	1	0.0	0.0	0.7	1.7
Saturday, January 25, 2014	17:20	0:10	38	46	41	35	583	7.1	181	-8	1	0.0	0.0	0.7	1.9
Saturday, January 25, 2014	17:30	0:10	36	46	38	34	433	6.5	179	-8	1	0.0	0.0	0.4	1.9
Saturday, January 25, 2014	17:40	0:10	34	50	35	31	312	5.9	179	-8	1	0.0	0.0	0.2	0.7
Saturday, January 25, 2014	17:50	0:10	33	59	32	29	254	5.5	184	-8	1	0.0	0.0	0.2	0.7
Saturday, January 25, 2014	18:00	0:10	30	44	31	28	103	4.2	183	-8	1	0.0	0.0	0.2	1.1
Saturday, January 25, 2014	18:10	0:10	28	33	29	26	25	3.1	184	-8	1	0.0	0.0	0.0	0.0
Saturday, January 25, 2014	18:20	0:10	26	47	28	22	-4	2.1	185	-8	1	0.0	0.0	0.0	1.1
Saturday, January 25, 2014	18:30	0:10	24	31	27	19	-4	2.1	188	-8	1	0.0	0.0	0.0	0.6
Saturday, January 25, 2014	18:40	0:10	29	37	33	23	-4	2.9	197	-8	1	0.0	0.0	0.2	0.9
Saturday, January 25, 2014	18:50	0:10	32	44	35	25	152	4.9	212	-8	1	0.0	0.6	0.4	1.3
Saturday, January 25, 2014	19:00	0:10	36	43	38	33	442	6.5	218	-9	1	0.2	1.1	0.2	0.9
Saturday, January 25, 2014	19:10	0:10	34	44	36	32	446	6.7	217	-9	1	0.0	0.0	0.2	0.9
Saturday, January 25, 2014	19:20	0:10	31	40	33	29	236	5.4	214	-9	1	0.0	0.2	0.4	1.7
Saturday, January 25, 2014	19:30	0:10	30	40	32	27	92	4.4	216	-9	1	0.0	0.6	0.2	0.9
Saturday, January 25, 2014	19:40	0:10	29	43	31	26	199	5.3	217	-9	1	0.0	0.0	0.4	0.9
Saturday, January 25, 2014	19:50	0:10	30	38	31	28	253	5.6	219	-9	1	0.0	0.0	0.6	2.6
Saturday, January 25, 2014	20:00	0:10	30	40	32	28	237	5.5	225	-9	1	0.0	0.0	0.4	1.9
Saturday, January 25, 2014	20:10	0:10	30	37	32	28	290	5.9	238	-9	1	0.0	0.0	0.9	2.2
Saturday, January 25, 2014	20:20	0:10	30	44	31	27	150	4.7	236	-9	1	0.0	0.0	0.6	2.6
Saturday, January 25, 2014	20:30	0:10	29	41	31	25	137	4.7	235	-10	1	0.0	0.4	0.4	1.7
Saturday, January 25, 2014	20:40	0:10	32	43	35	29	495	7.1	237	-10	1	0.0	0.0	0.7	2.2
Saturday, January 25, 2014	20:50	0:10	35	60	37	30	522	6.8	242	-10	1	0.0	0.0	1.1	2.8
Saturday, January 25, 2014	21:00	0:10	35	43	38	32	729	7.7	240	-10	1	0.0	0.4	1.3	3.3
Saturday, January 25, 2014	21:10	0:10	36	43	38	33	878	8.3	238	-10	1	0.0	0.6	1.3	3.0
Saturday, January 25, 2014	21:20	0:10	35	43	38	32	749	7.7	240	-10	1	0.0	0.4	1.1	2.8
Saturday, January 25, 2014	21:30	0:10	32	42	34	29	553	7.1	242	-10	1	0.0	0.9	1.3	3.5
Saturday, January 25, 2014	21:40	0:10	30	42	32	27	346	5.8	244	-10	1	0.0	0.4	0.9	2.2
Saturday, January 25, 2014	21:50	0:10	29	42	32	25	144	4.5	247	-10	1	0.0	0.0	1.3	3.3
Saturday, January 25, 2014	22:00	0:10	28	36	30	25	247	5.5	251	-10	1	0.0	0.0	1.1	3.5
Saturday, January 25, 2014	22:10	0:10	28	37	30	26	297	5.6	251	-10	1	0.0	0.0	1.1	3.3
Saturday, January 25, 2014	22:20	0:10	29	38	32	24	206	5.0	255	-10	1	0.0	0.0	1.1	3.0
Saturday, January 25, 2014	22:30	0:10	28	36	30	26	202	4.8	250	-10	1	0.0	0.6	0.9	3.7
Saturday, January 25, 2014	22:40	0:10	29	41	31	25	87	4.0	261	-10	1	0.0	0.0	1.5	4.1
Saturday, January 25, 2014	22:50	0:10	31	44	33	27	179	4.9	275	-10	1	0.0	0.7	1.5	3.5
Saturday, January 25, 2014	23:00	0:10	30	36	32	28	295	6.0	270	-10	1	0.0	0.7	1.3	3.7
Saturday, January 25, 2014	23:10	0:10	30	38	33	28	418	6.7	272	-10	1	0.0	0.2	1.5	3.7
Saturday, January 25, 2014	23:20	0:10	30	36	32	27	352	6.1	272	-10	1	0.0	0.0	1.3	2.6
Saturday, January 25, 2014	23:30	0:10	32	41	34	29	516	6.7	267	-10	1	0.0	0.0	1.5	3.3
Saturday, January 25, 2014	23:40	0:10	31	41	33	28	339	5.6	260	-10	1	0.0	0.0	1.3	3.2
Saturday, January 25, 2014	23:50	0:10	30	42	32	28	372	5.6	254	-10	1	0.0	0.4	1.3	2.8
Sunday, January 26, 2014	0:00	0:10	30	39	32	27	370	5.8	247	-10	1	0.0	0.0	1.3	2.6
Sunday, January 26, 2014	0:10	0:10	31	38	33	28	460	6.3	265	-10	1	0.0	0.4	1.1	3.2
Sunday, January 26, 2014	0:20	0:10	31	41	33	28	412	6.1	265	-10	1	0.0	1.1	1.3	3.7
Sunday, January 26, 2014	0:30	0:10	32	52	35	28	598	7.3	264	-10	1	0.0	0.2	1.5	3.5
Sunday, January 26, 2014	0:40	0:10	35	42	37	32	920	8.4	269	-11	1	0.0	0.7	1.5	3.3
Sunday, January 26, 2014	0:50	0:10	36	45	38	33	897	8.4	271	-10	1	0.0	0.0	1.3	3.9
Sunday, January 26, 2014	1:00	0:10	36	53	39	33	961	8.5	273	-10	1	0.0	1.7	1.3	2.8
Sunday, January 26, 2014	1:10	0:10	36	45	38	34	1598	10.7	275	-10	1	0.0	0.9	2.0	5.7
Sunday, January 26, 2014	1:20	0:10	37	55	38	35	1826	12.0	275	-10	1	0.2	1.3	2.0	4.8
Sunday, January 26, 2014	1:30	0:10	38	53	41	35	1722	11.6	274	-10	1	0.2	1.3	2.0	5.4
Sunday, January 26, 2014	1:40	0:10	37	48	39	35	1768	11.4	277	-11	1	0.0	2.0	1.7	5.4
Sunday, January 26, 2014	1:50	0:10	36	49	38	34	1798	11.3	278	-11	1	0.0	0.0	1.7	3.7
Sunday, January 26, 2014	2:00	0:10	37	51	38	35	1662	10.8	274	-11	1	0.2	1.9	2.2	6.7
Sunday, January 26, 2014	2:10	0:10	38	48	40	35	1251	9.6	277	-11	1	0.0	1.9	2.4	6.7
Sunday, January 26, 2014	2:20	0:10	40	53	42	37	1029	8.6	273	-11	1	0.4	2.0	2.2	5.6
Sunday, January 26, 2014	2:30	0:10	43	55	45	39	1766	12.7	271	-11	1	0.2	2.0	2.4	6.1
Sunday, January 26, 2014	2:40	0:10	44	55	47	41	1967	15.5	284	-11	1	0.4	2.8	2.0	5.4
Sunday, January 26, 2014	2:50	0:10	42	55	46	39	1990	14.4	279	-11	1	0.2	2.0	2.0	5.2
Sunday, January 26, 2014	3:00	0:10	44	54	47	41	1994	14.3	276	-12	1	0.6	2.8	2.0	5.2
Sunday, January 26, 2014	3:10	0:10	42	53	44	39	1962	12.5	271	-12	1	0.4	2.8	2.4	6.7
Sunday, January 26, 2014	3:20	0:10	43	53	45	39	1635	10.3	267	-12	1	0.2	3.2	2.6	5.2
Sunday, January 26, 2014	3:30	0:10	47	58	51	40	1906	12.7	269	-13	1	0.4	3.2	2.2	5.2
Sunday, January 26, 2014	3:40	0:10	51	66	53	46	1996	15.9	272	-13	1	0.4	2.4	2.2	5.6
Sunday, January 26, 2014	3:50	0:10	49	59	53	43	1997	14.5	265	-14	1	0.6	3.5	2.0	5.4
Sunday, January 26, 2014	4:00	0:10	45	55	47	42	1951	13.2	267	-14	1	0.4	2.4	1.5	3.5
Sunday, January 26, 2014	4:10	0:10	47	61	49	41	1978	13.7	264	-14	1	0.4	3.0	2.0	4.6
Sunday, January 26, 2014	4:20	0:10	43	55	46	37	1978	14.0	267	-15	1	0.4	3.3	2.4	7.4
Sunday, January 26, 2014	4:30	0:10	40	52	42	37	1971	13.5	267	-15	1	0.6	4.3	2.2	5.6
Sunday, January 26, 2014	4:40	0:10	41	57	43	38	1883	12.4	271	-15	1	0.4	3.2	2.6	6.1
Sunday, January 26, 2014	4:50	0:10	47	61	50	39	2000	16.0	274	-16	1	0.6	3.3	2.2	5.2
Sunday, January 26, 2014	5:00	0:10	45	56	50	38	1994	14.0	279	-16	1	0.4	2.0	2.4	5.0
Sunday, January 26, 2014	5:10	0:10	38	51	40	36	1688	13.1	284	-16	1	0.2	2.2	1.9	5.2
Sunday, January 26, 2014	5:20	0:10	40	51	43	35	88	13.3	286	-17	1	0.2	2.4	1.5	3.9
Sunday, January 26, 2014	5:30	0:10	44	57	47	38	88	13.3	280	-17	1	0.4	2.0	2.2	5.6
Sunday, January 26, 2014	5:40	0:10	40	51	43	37	88	13.3	278	-17	1	0.2	1.9	2.2	5.4
Sunday, January 26, 2014	5:50	0:10	43	58	45	40	88	13.3	276	-17	1	0.2	2.0	2.4	6.1
Sunday, January 26, 2014	6:00	0:10	39	48	41	34	88	13.3	284	-18	1	0.2	1.7	2.6	5.9
Sunday, January 26, 2014	6:10	0:10	37	49	40	33	88	13.3	279	-18	1	0.4	4.3	3.0	10.0
Sunday, January 26, 2014	6:20	0:10	39	49	41	36	88	13.3	282	-18	1	0.4	3.5	2.8	6.9
Sunday, January 26, 2014	6:30	0:10	40	49	43	37	88	13.3	286	-18	1	0.6	2.6	2.6	5.4
Sunday, January 26, 2014	6:40	0:10	40	50	42	37	88	13.3	292	-19	1	0.4	2.2	2.4	5.6
Sunday, January 26, 2014	6:50	0:10	40	50	41	37	88	13.3	285	-19	1	0.2	1.7	2.0	4.8
Sunday, January 26, 2014	7:00	0:10	38	50	40	36	88	13.3	288	-19	1	0.2	1.3	2.0	5.7

Table B-1: Location A Winter Compliance Evaluation

Date	Time	Duration	Leq	Lmax	L(10)	L(90)	WT N2	WT N2	Onsite Met	Onsite Met	NWS Plymouth	Loc. A	Loc. A	Loc. 6	Loc. 6
	Start Time	(min)	(dBA)	(dBA)	(dBA)	(dBA)	Output (kW)	HH WS (m/s)	WD @ 75m (degrees)	Temp. (°C)	Precip. Obs.	Avg. WS @ 2m (m/s)	Gust WS @ 2m (m/s)	Avg. WS @ 2m (m/s)	Gust WS @ 2m (m/s)
Sunday, January 26, 2014	9:40	0:10	39	50	41	36	88	13.3	290	-19		0.4	2.0	2.2	6.9
Sunday, January 26, 2014	9:50	0:10	40	51	42	37	88	13.3	292	-19		0.6	3.2	2.2	5.2
Sunday, January 26, 2014	10:00	0:10	38	48	41	35	88	13.3	291	-18		0.6	3.2	2.8	6.7
Sunday, January 26, 2014	10:10	0:10	37	46	39	35	88	13.3	294	-18		0.4	2.4	2.2	5.4
Sunday, January 26, 2014	10:20	0:10	37	48	39	33	88	13.3	289	-18		0.4	2.2	2.4	6.3
Sunday, January 26, 2014	10:30	0:10	40	51	43	36	88	13.3	282	-18		0.4	4.3	2.2	5.0
Sunday, January 26, 2014	10:40	0:10	41	50	43	37	88	13.3	278	-17		0.4	2.2	2.4	5.4
Sunday, January 26, 2014	10:50	0:10	37	50	40	33	88	13.3	278	-17		0.6	2.6	2.4	5.0
Sunday, January 26, 2014	11:00	0:10	36	51	39	32	88	13.3	276	-17		0.2	1.7	1.9	4.4
Sunday, January 26, 2014	11:10	0:10	37	53	39	32	88	13.3	279	-16		0.6	3.3	1.7	4.6
Sunday, January 26, 2014	11:20	0:10	34	48	36	31	88	13.3	285	-16		0.2	1.9	1.9	4.6
Sunday, January 26, 2014	11:30	0:10	33	44	35	31	88	13.3	289	-16		0.0	0.9	1.5	4.8
Sunday, January 26, 2014	11:40	0:10	37	48	39	32	88	13.3	280	-15		0.4	2.2	2.2	7.4
Sunday, January 26, 2014	11:50	0:10	39	53	42	34	88	13.3	275	-15		0.7	3.9	2.6	7.4
Sunday, January 26, 2014	12:00	0:10	41	52	45	36	88	13.3	272	-15		0.4	1.7	1.7	5.7
Sunday, January 26, 2014	12:10	0:10	43	59	45	37	88	13.3	277	-15		0.4	4.1	2.4	4.6
Sunday, January 26, 2014	12:20	0:10	45	57	48	40	88	13.3	277	-15		0.4	3.3	2.6	5.4
Sunday, January 26, 2014	12:30	0:10	46	54	49	43	88	13.3	272	-15		0.4	3.2	2.4	6.1
Sunday, January 26, 2014	12:40	0:10	44	54	46	39	88	13.3	267	-15		0.4	2.4	2.2	5.0
Sunday, January 26, 2014	12:50	0:10	47	57	50	40	88	13.3	263	-15		0.6	3.7	2.4	6.7
Sunday, January 26, 2014	13:00	0:10	44	57	48	37	88	13.3	262	-15		0.9	3.5	2.8	6.9
Sunday, January 26, 2014	13:10	0:10	43	53	46	38	88	13.3	280	-15		0.6	3.0	2.8	6.7
Sunday, January 26, 2014	13:20	0:10	44	58	48	36	88	13.3	278	-15		0.7	3.5	1.9	5.2
Sunday, January 26, 2014	13:30	0:10	43	58	46	37	88	13.3	285	-15		0.6	3.7	2.0	5.9
Sunday, January 26, 2014	13:40	0:10	41	55	44	37	88	13.3	270	-14		0.4	2.6	2.8	7.2
Sunday, January 26, 2014	13:50	0:10	40	52	43	35	88	13.3	263	-15		0.4	3.2	2.4	5.7
Sunday, January 26, 2014	14:00	0:10	39	52	42	34	88	13.3	270	-15		0.4	3.0	1.9	4.8
Sunday, January 26, 2014	14:10	0:10	38	49	41	34	88	13.3	262	-15		0.2	2.0	2.0	4.8
Sunday, January 26, 2014	14:20	0:10	37	51	40	34	88	13.3	278	-14		0.2	3.2	1.5	4.1
Sunday, January 26, 2014	14:30	0:10	36	53	38	32	88	13.3	277	-14		0.2	2.8	1.1	2.6
Sunday, January 26, 2014	14:40	0:10	38	52	40	34	88	13.3	264	-15		0.2	3.3	1.7	3.5
Sunday, January 26, 2014	14:50	0:10	37	53	39	33	88	13.3	278	-14		0.4	3.0	1.7	4.4
Sunday, January 26, 2014	15:00	0:10	34	43	36	31	88	13.3	269	-14		0.0	0.2	1.9	5.6
Sunday, January 26, 2014	15:10	0:10	33	58	35	28	88	13.3	254	-14		0.2	3.0	1.9	4.4
Sunday, January 26, 2014	15:20	0:10	32	46	35	28	88	13.3	234	-15		0.0	1.3	1.3	4.1
Sunday, January 26, 2014	15:30	0:10	31	42	33	28	88	13.3	237	-15		0.2	2.4	1.5	5.0
Sunday, January 26, 2014	15:40	0:10	31	48	34	27	88	13.3	239	-15		0.0	0.9	1.3	3.3
Sunday, January 26, 2014	15:50	0:10	32	50	34	28	88	13.3	252	-15		0.0	1.5	1.1	3.7
Sunday, January 26, 2014	16:00	0:10	32	45	34	28	88	13.3	238	-15		0.2	2.0	1.3	3.7
Sunday, January 26, 2014	16:10	0:10	30	43	32	26	88	13.3	236	-15		0.0	1.3	0.7	2.4
Sunday, January 26, 2014	16:20	0:10	30	44	32	27	88	13.3	236	-15		0.0	1.3	0.2	1.3
Sunday, January 26, 2014	16:30	0:10	28	40	30	25	88	13.3	225	-15		0.0	0.0	0.4	1.9
Sunday, January 26, 2014	16:40	0:10	27	43	29	24	88	13.3	215	-15		0.0	0.9	0.9	2.6
Sunday, January 26, 2014	16:50	0:10	26	33	28	24	88	13.3	219	-15		0.0	0.0	0.9	2.8
Sunday, January 26, 2014	17:00	0:10	27	40	29	23	88	13.3	228	-15		0.0	0.0	0.6	1.5
Sunday, January 26, 2014	17:10	0:10	25	33	26	22	88	13.3	232	-16		0.0	0.0	0.2	1.5
Sunday, January 26, 2014	17:20	0:10	28	46	31	24	88	13.3	226	-15		0.0	0.0	0.6	2.0
Sunday, January 26, 2014	17:30	0:10	33	52	33	27	88	13.3	223	-16		0.0	0.0	0.4	1.3
Sunday, January 26, 2014	17:40	0:10	27	34	29	24	88	13.3	219	-15		0.0	0.6	0.2	0.9
Sunday, January 26, 2014	17:50	0:10	25	33	27	23	88	13.3	215	-15		0.0	0.0	0.4	0.9
Sunday, January 26, 2014	18:00	0:10	26	39	28	23	88	13.3	210	-15		0.0	0.0	0.2	1.3
Sunday, January 26, 2014	18:10	0:10	24	31	25	21	88	13.3	199	-16		0.0	0.0	0.4	0.9
Sunday, January 26, 2014	18:20	0:10	24	32	25	22	88	13.3	184	-16		0.0	0.0	0.2	1.1
Sunday, January 26, 2014	18:30	0:10	29	54	29	23	88	13.3	185	-16		0.0	0.0	0.0	0.0
Sunday, January 26, 2014	18:40	0:10	27	43	28	25	88	13.3	190	-16		0.0	0.0	0.0	0.0
Sunday, January 26, 2014	18:50	0:10	35	62	36	25	88	13.3	201	-16		0.0	0.0	0.0	0.0
Sunday, January 26, 2014	19:00	0:10	27	40	29	24	88	13.3	195	-16		0.0	0.0	0.2	0.7
Sunday, January 26, 2014	19:10	0:10	26	38	27	23	88	13.3	189	-16		0.0	0.0	0.0	0.0
Sunday, January 26, 2014	19:20	0:10	27	39	28	24	88	13.3	177	-16		0.0	0.0	0.0	0.0
Sunday, January 26, 2014	19:30	0:10	27	43	29	23	88	13.3	167	-15		0.0	0.0	0.2	0.6
Sunday, January 26, 2014	19:40	0:10	26	36	27	24	88	13.3	170	-15		0.0	0.0	0.0	0.7
Sunday, January 26, 2014	19:50	0:10	24	36	26	22	88	13.3	168	-15		0.0	0.0	0.0	0.4
Sunday, January 26, 2014	20:00	0:10	30	48	29	23	88	13.3	167	-15		0.0	0.6	0.0	0.0
Sunday, January 26, 2014	20:10	0:10	27	38	29	24	88	13.3	166	-15		0.0	0.0	0.2	0.9
Sunday, January 26, 2014	20:20	0:10	27	42	28	25	46	7.0	166	-15		0.0	0.2	0.0	0.6
Sunday, January 26, 2014	20:30	0:10	30	45	31	24	0	0.0	167	-15		0.0	0.4	0.2	0.9
Sunday, January 26, 2014	20:40	0:10	28	40	30	25	0	0.0	164	-15		0.0	1.5	0.0	0.0
Sunday, January 26, 2014	20:50	0:10	28	41	30	25	0	0.0	161	-15		0.0	0.7	0.4	1.3
Sunday, January 26, 2014	21:00	0:10	27	39	29	25	0	0.0	166	-15		0.0	0.0	0.0	0.4
Sunday, January 26, 2014	21:10	0:10	28	37	30	26	0	0.0	168	-15		0.0	0.9	0.2	0.7
Sunday, January 26, 2014	21:20	0:10	29	38	31	27	30	4.8	167	-15		0.0	0.0	0.0	0.6
Sunday, January 26, 2014	21:30	0:10	33	40	35	31	499	6.7	168	-15		0.0	0.7	0.2	1.1
Sunday, January 26, 2014	21:40	0:10	31	38	34	28	293	5.6	166	-15		0.0	0.0	0.4	1.1
Sunday, January 26, 2014	21:50	0:10	30	36	32	28	319	6.1	169	-15		0.0	0.7	0.0	0.9
Sunday, January 26, 2014	22:00	0:10	28	35	30	26	207	5.2	169	-15		0.0	0.0	0.0	0.7
Sunday, January 26, 2014	22:10	0:10	29	37	30	26	227	5.3	163	-15		0.0	1.9	0.0	0.2
Sunday, January 26, 2014	22:20	0:10	28	37	30	27	198	5.0	164	-15		0.0	0.6	0.0	0.4
Sunday, January 26, 2014	22:30	0:10	29	38	31	27	243	5.5	155	-15		0.0	1.3	0.0	0.6
Sunday, January 26, 2014	22:40	0:10	28	43	30	26	216	5.2	152	-15		0.0	1.5	0.0	0.6
Sunday, January 26, 2014	22:50	0:10	29	44	31	27	293	5.6	151	-15		0.0	1.1	0.2	1.5
Sunday, January 26, 2014	23:00	0:10	31	46	33	28	343	6.0	151	-15		0.0	0.9	0.2	0.9
Sunday, January 26, 2014	23:10	0:10	34	42	36	32	571	7.0	154	-15		0.0	1.1	0.4	1.7
Sunday, January 26, 2014	23:20	0:10	32	41	34	29	435	6.5	152	-15		0.0	0.9	0.2	0.9
Sunday, January 26, 2014	23:30	0:10	30	44	32	28	287	5.5	153	-14		0.0	0.9	0.2	1.5
Sunday, January 26, 2014	23:40	0:10	30	38	32	27	302	5.9	159	-14		0.0	1.3	0.6	2.0
Sunday, January 26, 2014	23:50	0:10	31	42	33	28	353	5.8	159	-14		0.0	1.1	0.4	1.7
Monday, January 27, 2014	0:00	0:10	32	41	35	29	439	6.5	156	-14		0.0	1.3	0.2	0.9
Monday, January 27, 2014	0:10	0:10	33	55	35	29	471	6.6	142	-14		0.0	1.5	0.7	2.0
Monday, January 27, 2014	0:2														

Table B-1: Location A Winter Compliance Evaluation

Date	Time	Duration	Leq	Lmax	L(10)	L(90)	WT N2	WT N2	Onsite Met	Onsite Met	NWS Plymouth	Loc. A	Loc. A	Loc. 6	Loc. 6
	Start Time	(min)	(dBA)	(dBA)	(dBA)	(dBA)	Output (kW)	HH WS (m/s)	WD @ 75m (degrees)	Temp. (°C)	Precip. Obs.	Avg. WS @ 2m (m/s)	Gust WS @ 2m (m/s)	Avg. WS @ 2m (m/s)	Gust WS @ 2m (m/s)
Monday, January 27, 2014	2:40	0:10	33	42	35	31	603	7.6	140	-14		0.2	1.3	0.6	1.5
Monday, January 27, 2014	2:50	0:10	32	44	34	29	509	6.9	142	-13		0.0	0.7	0.4	1.1
Monday, January 27, 2014	3:00	0:10	28	39	29	26	327	6.0	148	-13		0.2	1.5	0.4	1.3
Monday, January 27, 2014	3:10	0:10	31	38	32	29	499	7.0	150	-13		0.2	1.1	0.7	1.5
Monday, January 27, 2014	3:20	0:10	32	42	34	30	522	6.9	143	-13		0.0	0.4	0.6	1.3
Monday, January 27, 2014	3:30	0:10	37	47	39	35	948	8.8	138	-13		0.4	1.7	0.9	2.4
Monday, January 27, 2014	3:40	0:10	37	44	39	35	1166	9.2	141	-13		0.4	2.2	0.7	1.7
Monday, January 27, 2014	3:50	0:10	34	42	35	31	902	8.3	148	-13		0.2	3.5	0.6	1.1
Monday, January 27, 2014	4:00	0:10	36	43	37	33	1001	8.5	144	-13		0.4	1.9	0.7	2.0
Monday, January 27, 2014	4:10	0:10	36	43	38	34	1047	8.9	149	-13		0.4	2.4	0.6	2.0
Monday, January 27, 2014	4:20	0:10	37	43	38	34	1088	9.0	155	-13		0.2	1.5	0.7	1.9
Monday, January 27, 2014	4:30	0:10	37	42	38	34	1101	8.9	153	-13		0.2	2.0	0.7	1.7
Monday, January 27, 2014	4:40	0:10	36	43	38	34	1114	9.2	148	-13		0.4	2.4	0.4	1.5
Monday, January 27, 2014	4:50	0:10	34	42	36	30	853	8.2	147	-12		0.0	1.3	0.6	1.5
Monday, January 27, 2014	5:00	0:10	34	42	36	32	771	8.0	149	-12		0.0	0.9	0.6	1.3
Monday, January 27, 2014	5:10	0:10	34	41	36	32	781	7.9	162	-12		0.0	0.9	0.6	1.3
Monday, January 27, 2014	5:20	0:10	35	50	36	32	786	7.9	171	-11		0.2	1.9	0.7	1.5
Monday, January 27, 2014	5:30	0:10	37	47	38	34	973	8.4	168	-11		0.4	1.7	0.7	1.5
Monday, January 27, 2014	5:40	0:10	35	47	37	33	693	7.6	169	-10		0.2	1.9	0.4	1.1
Monday, January 27, 2014	5:50	0:10	37	44	38	34	921	8.5	165	-10		0.4	1.7	0.4	1.1
Monday, January 27, 2014	6:00	0:10	36	46	38	34	819	8.2	163	-10		0.4	1.9	0.4	0.9
Monday, January 27, 2014	6:10	0:10	36	45	38	34	849	8.2	165	-10		0.4	1.5	0.7	1.7
Monday, January 27, 2014	6:20	0:10	37	42	38	35	983	8.6	167	-10		0.7	2.0	1.1	1.9
Monday, January 27, 2014	6:30	0:10	37	43	39	35	933	8.4	167	-10		0.6	2.0	0.7	1.9
Monday, January 27, 2014	6:40	0:10	37	43	38	35	920	8.5	168	-10		0.7	1.7	0.7	1.7
Monday, January 27, 2014	6:50	0:10	36	42	38	35	977	8.6	169	-10		0.6	1.7	0.7	1.7
Monday, January 27, 2014	7:00	0:10	36	42	38	34	953	8.5	171	-10		0.6	1.7	0.6	1.3
Monday, January 27, 2014	7:10	0:10	37	44	39	36	1025	8.9	168	-10		0.7	2.2	0.9	1.5
Monday, January 27, 2014	7:20	0:10	36	43	38	34	856	8.3	164	-9		0.4	1.1	0.4	0.9
Monday, January 27, 2014	7:30	0:10	36	45	37	34	819	8.2	165	-9		0.4	1.5	0.7	1.5
Monday, January 27, 2014	7:40	0:10	38	48	40	36	1078	8.7	166	-9		0.4	1.5	0.9	1.9
Monday, January 27, 2014	7:50	0:10	38	44	40	36	1067	8.9	167	-10		0.9	2.2	0.7	1.7
Monday, January 27, 2014	8:00	0:10	38	45	40	36	1007	8.7	165	-9		0.7	2.0	0.7	1.5
Monday, January 27, 2014	8:10	0:10	36	42	37	34	771	8.1	164	-9	1	0.2	1.1	0.9	1.7
Monday, January 27, 2014	8:20	0:10	35	42	37	34	698	7.7	167	-9	1	0.2	0.9	0.9	2.0
Monday, January 27, 2014	8:30	0:10	36	41	37	35	792	7.8	165	-9	1	0.4	2.0	1.3	2.0
Monday, January 27, 2014	8:40	0:10	37	44	38	35	776	8.0	167	-9		0.2	1.9	1.1	1.9
Monday, January 27, 2014	8:50	0:10	36	50	38	34	658	7.5	173	-9		0.4	1.3	1.3	1.9
Monday, January 27, 2014	9:00	0:10	38	60	39	35	650	7.3	176	-9		0.6	2.4	1.1	2.0
Monday, January 27, 2014	9:10	0:10	36	46	38	34	567	7.3	177	-8	1	0.4	1.3	0.7	1.7
Monday, January 27, 2014	9:20	0:10	37	42	39	34	543	7.2	181	-7	1	0.2	1.3	0.6	1.1
Monday, January 27, 2014	9:30	0:10	37	50	39	35	613	7.1	181	-7	1	0.4	1.7	0.7	1.5
Monday, January 27, 2014	9:40	0:10	38	48	40	36	671	7.2	178	-7	1	0.6	1.9	0.9	2.0
Monday, January 27, 2014	9:50	0:10	41	63	40	36	572	6.8	178	-7	1	0.7	2.6	0.9	2.0
Monday, January 27, 2014	10:00	0:10	36	49	38	33	183	4.8	183	-7	1	0.9	2.4	0.6	1.9
Monday, January 27, 2014	10:10	0:10	44	58	48	33	121	4.6	186	-6	1	0.7	2.6	0.7	1.7
Monday, January 27, 2014	10:20	0:10	48	57	50	46	365	5.9	185	-6	1	0.7	4.1	0.7	1.7
Monday, January 27, 2014	10:30	0:10	46	48	47	46	111	4.2	188	-6		0.7	2.0	0.6	2.0
Monday, January 27, 2014	10:40	0:10	47	58	47	46	107	4.1	187	-6		0.7	2.4	0.4	1.9
Monday, January 27, 2014	10:50	0:10	35	45	36	30	11	3.2	193	-6		0.6	1.7	0.7	1.5
Monday, January 27, 2014	11:00	0:10	30	42	32	28	29	3.6	206	-6		0.4	1.3	0.4	1.3
Monday, January 27, 2014	11:10	0:10	36	47	38	33	265	5.6	234	-8		0.0	0.7	0.6	1.5
Monday, January 27, 2014	11:20	0:10	40	45	41	38	1124	8.9	257	-5		0.2	0.9	0.6	2.0
Monday, January 27, 2014	11:30	0:10	40	48	42	37	1031	7.9	248	-5	1	0.0	0.6	1.5	3.9
Monday, January 27, 2014	11:40	0:10	41	52	43	39	1393	9.2	256	-5	1	0.2	1.9	2.0	5.6
Monday, January 27, 2014	11:50	0:10	42	51	44	39	1799	11.3	258	-4	1	0.0	0.9	1.9	4.1
Monday, January 27, 2014	12:00	0:10	43	57	45	39	1954	13.4	268	-4	1	0.2	1.1	2.2	4.8
Monday, January 27, 2014	12:10	0:10	46	58	49	41	1980	16.0	271	-4	1	0.6	3.5	2.4	6.1
Monday, January 27, 2014	12:20	0:10	48	58	52	42	1999	15.8	269	-4	1	0.6	3.0	2.2	4.6
Monday, January 27, 2014	12:30	0:10	45	56	48	42	1979	14.7	259	-4	1	0.4	3.2	2.4	4.8
Monday, January 27, 2014	12:40	0:10	44	52	47	41	1933	12.7	267	-4	1	0.4	3.7	2.0	5.7
Monday, January 27, 2014	12:50	0:10	43	53	45	40	1857	12.0	268	-4	1	0.2	1.9	2.4	8.5
Monday, January 27, 2014	13:00	0:10	43	56	45	40	1614	11.4	266	-4	1	0.4	1.5	3.2	7.2
Monday, January 27, 2014	13:10	0:10	46	54	49	41	1967	14.8	262	-4	1	0.4	3.5	3.2	7.6
Monday, January 27, 2014	13:20	0:10	50	66	54	44	1879	12.4	269	-5	1	0.7	4.6	3.5	7.6
Monday, January 27, 2014	13:30	0:10	48	57	50	44	1984	14.5	267	-5	1	0.4	3.9	2.6	7.0
Monday, January 27, 2014	13:40	0:10	55	65	59	47	1998	16.3	267	-5	1	0.9	6.7	3.0	7.2
Monday, January 27, 2014	13:50	0:10	49	56	51	45	1988	14.7	274	-5	1	0.6	3.7	3.0	8.0
Monday, January 27, 2014	14:00	0:10	45	57	47	41	1966	13.4	277	-6	1	0.6	3.0	3.2	7.2
Monday, January 27, 2014	14:10	0:10	48	55	51	42	1991	15.0	276	-6	1	0.4	2.6	2.2	6.9
Monday, January 27, 2014	14:20	0:10	52	65	53	45	1978	16.5	269	-6	1	0.4	5.6	2.6	6.5
Monday, January 27, 2014	14:30	0:10	52	62	56	43	2000	17.5	267	-6		0.7	5.2	3.0	8.9
Monday, January 27, 2014	14:40	0:10	47	65	49	42	1913	13.7	278	-6		0.9	6.5	3.2	6.1
Monday, January 27, 2014	14:50	0:10	49	58	52	43	1985	16.1	280	-7		0.6	4.4	2.8	7.4
Monday, January 27, 2014	15:00	0:10	48	59	51	42	1982	15.2	284	-7		0.6	3.7	3.0	6.9
Monday, January 27, 2014	15:10	0:10	47	57	51	40	1653	11.2	279	-7		0.9	4.3	2.8	5.9
Monday, January 27, 2014	15:20	0:10	48	56	51	44	1821	13.1	278	-7		0.7	3.2	3.3	8.0
Monday, January 27, 2014	15:30	0:10	45	54	49	40	1877	13.1	295	-7		0.4	2.8	3.2	8.2
Monday, January 27, 2014	15:40	0:10	50	63	54	43	1881	12.6	286	-8		1.1	5.6	2.4	6.5
Monday, January 27, 2014	15:50	0:10	49	62	53	41	1969	14.9	286	-8		0.9	6.5	2.8	6.7
Monday, January 27, 2014	16:00	0:10	49	60	52	44	1961	16.6	287	-8		0.4	4.1	2.4	4.8
Monday, January 27, 2014	16:10	0:10	49	59	53	45	2000	18.9	297	-9		0.4	3.2	2.6	7.8
Monday, January 27, 2014	16:20	0:10	45	61	48	41	2000	17.3	284	-9		0.4	4.4	2.8	6.1
Monday, January 27, 2014	16:30	0:10	48	67	50	41	2000	16.3	288	-10		0.9	6.9	3.0	7.2
Monday, January 27, 2014	16:40	0:10	47	60	50	41	1974	16.0	293	-10		0.6	4.1	3.2	8.0
Monday, January 27, 2014	16:50	0:10	46	57	49	42	2000	18.5	285	-10		0.7	3.7	3.2	8.2
Monday, January 27, 2014	17:00	0:10	49	64	53	41	1999	17.0	281	-11		0.9	5.0	3.2	9.3
Monday, January 27, 2014	17:10	0:10	50	65	54	44	2000	19.0	285	-11		0.7</			

Table B-1: Location A Winter Compliance Evaluation

Date	Time	Duration	Leq	Lmax	L(10)	L(90)	WT N2	WT N2	Onsite Met	Onsite Met	NWS Plymouth	Loc. A	Loc. A	Loc. 6	Loc. 6
	Start Time	(min)	(dBA)	(dBA)	(dBA)	(dBA)	Output (kW)	HH WS (m/s)	WD @ 75m (degrees)	Temp. (°C)	Precip. Obs.	Avg. WS @ 2m (m/s)	Gust WS @ 2m (m/s)	Avg. WS @ 2m (m/s)	Gust WS @ 2m (m/s)
Monday, January 27, 2014	19:40	0:10	38	51	40	35	1126	8.9	295	-13		0.0	2.2	2.0	4.4
Monday, January 27, 2014	19:50	0:10	39	49	41	36	1328	9.6	293	-13		0.0	1.1	1.9	4.1
Monday, January 27, 2014	20:00	0:10	38	51	40	35	1517	9.9	292	-13		0.0	2.4	2.0	5.2
Monday, January 27, 2014	20:10	0:10	37	48	39	34	1076	8.7	294	-13		0.0	0.7	2.0	5.6
Monday, January 27, 2014	20:20	0:10	37	49	39	34	1048	8.8	289	-13		0.0	0.0	1.9	5.0
Monday, January 27, 2014	20:30	0:10	39	54	42	34	956	8.3	293	-13		0.2	2.2	1.9	4.1
Monday, January 27, 2014	20:40	0:10	37	52	40	34	926	8.3	289	-13		0.2	1.9	1.7	4.6
Monday, January 27, 2014	20:50	0:10	34	50	36	31	572	7.1	291	-13		0.2	1.7	1.7	3.5
Monday, January 27, 2014	21:00	0:10	32	47	34	30	395	6.3	295	-14		0.2	1.5	1.7	3.7
Monday, January 27, 2014	21:10	0:10	37	55	39	34	895	8.4	291	-14		0.0	1.9	1.7	4.1
Monday, January 27, 2014	21:20	0:10	36	52	39	33	805	7.9	286	-14		0.2	1.9	1.7	3.7
Monday, January 27, 2014	21:30	0:10	37	47	39	34	910	8.2	297	-14		0.0	0.2	1.5	3.2
Monday, January 27, 2014	21:40	0:10	37	44	39	34	995	8.4	291	-14		0.0	0.4	1.3	4.1
Monday, January 27, 2014	21:50	0:10	37	47	39	34	803	7.9	291	-14		0.2	1.5	1.1	3.3
Monday, January 27, 2014	22:00	0:10	38	52	40	34	1060	8.6	292	-14		0.4	2.6	1.1	4.1
Monday, January 27, 2014	22:10	0:10	35	45	38	32	737	7.9	288	-14		0.0	2.0	1.1	3.5
Monday, January 27, 2014	22:20	0:10	38	46	40	34	1047	8.7	294	-15		0.2	1.7	0.9	2.4
Monday, January 27, 2014	22:30	0:10	37	50	39	34	911	8.5	296	-15		0.2	1.3	1.3	3.2
Monday, January 27, 2014	22:40	0:10	38	48	40	35	1279	9.3	295	-15		0.2	1.1	1.1	2.4
Monday, January 27, 2014	22:50	0:10	36	46	39	33	930	8.3	288	-15		0.0	0.4	1.5	3.3
Monday, January 27, 2014	23:00	0:10	36	46	38	32	920	8.1	286	-15		0.0	0.4	1.5	3.9
Monday, January 27, 2014	23:10	0:10	36	52	38	33	890	8.1	284	-15		0.2	1.1	1.9	4.6
Monday, January 27, 2014	23:20	0:10	36	52	39	33	1373	9.7	279	-15		0.0	0.6	1.7	5.0
Monday, January 27, 2014	23:30	0:10	37	48	39	35	1294	9.4	277	-15		0.2	1.3	1.7	4.4
Monday, January 27, 2014	23:40	0:10	38	53	40	35	1559	10.1	277	-15		0.4	1.5	1.9	5.7
Monday, January 27, 2014	23:50	0:10	38	56	41	35	1417	9.6	275	-15		0.2	1.3	1.9	5.4
Tuesday, January 28, 2014	0:00	0:10	36	48	38	33	1474	10.1	275	-16		0.2	1.9	1.9	4.6
Tuesday, January 28, 2014	0:10	0:10	37	54	39	34	1772	10.9	278	-16		0.2	1.3	1.9	5.2
Tuesday, January 28, 2014	0:20	0:10	36	50	38	33	1597	10.1	277	-16		0.2	1.3	1.7	4.4
Tuesday, January 28, 2014	0:30	0:10	36	54	38	34	1450	10.0	279	-16		0.2	1.1	1.9	3.5
Tuesday, January 28, 2014	0:40	0:10	36	50	38	34	1764	10.7	277	-16		0.2	1.5	1.1	3.9
Tuesday, January 28, 2014	0:50	0:10	35	48	37	32	1313	9.3	275	-16		0.2	1.3	1.3	3.2
Tuesday, January 28, 2014	1:00	0:10	36	48	38	33	1425	9.5	273	-17		0.2	2.4	1.3	3.3
Tuesday, January 28, 2014	1:10	0:10	35	52	37	33	1301	9.2	276	-17		0.2	0.9	1.3	3.5
Tuesday, January 28, 2014	1:20	0:10	34	53	36	32	993	8.4	276	-17		0.2	1.3	1.1	3.3
Tuesday, January 28, 2014	1:30	0:10	35	48	37	32	1291	9.3	276	-17		0.2	1.9	0.9	2.2
Tuesday, January 28, 2014	1:40	0:10	36	49	38	33	1660	10.2	279	-17		0.0	0.7	0.9	3.2
Tuesday, January 28, 2014	1:50	0:10	36	51	38	33	1474	9.7	280	-17		0.0	1.1	0.7	2.0
Tuesday, January 28, 2014	2:00	0:10	36	48	38	33	1352	9.4	279	-17		0.2	0.9	0.9	3.2
Tuesday, January 28, 2014	2:10	0:10	36	53	37	33	1293	9.3	280	-18		0.2	1.3	0.6	2.6
Tuesday, January 28, 2014	2:20	0:10	35	49	37	32	1259	9.2	280	-18		0.0	0.6	0.6	1.3
Tuesday, January 28, 2014	2:30	0:10	34	48	36	32	946	8.5	278	-18		0.0	0.7	0.9	2.4
Tuesday, January 28, 2014	2:40	0:10	35	44	37	33	1240	9.2	278	-18		0.0	0.6	1.5	2.8
Tuesday, January 28, 2014	2:50	0:10	36	51	38	33	1465	9.7	279	-18		0.0	0.7	0.9	2.2
Tuesday, January 28, 2014	3:00	0:10	35	53	37	33	1425	9.7	281	-18		0.2	0.7	0.9	2.2
Tuesday, January 28, 2014	3:10	0:10	35	47	36	32	1259	9.3	280	-18		0.2	1.9	0.4	1.9
Tuesday, January 28, 2014	3:20	0:10	35	53	37	32	1094	8.7	276	-18		0.2	0.9	0.4	1.7
Tuesday, January 28, 2014	3:30	0:10	33	47	35	31	879	8.1	271	-18		0.0	0.6	0.2	1.1
Tuesday, January 28, 2014	3:40	0:10	35	45	36	32	1216	9.1	265	-19		0.0	0.6	0.7	2.0
Tuesday, January 28, 2014	3:50	0:10	34	45	36	29	791	7.7	264	-19		0.0	0.0	1.1	3.5
Tuesday, January 28, 2014	4:00	0:10	28	37	30	25	310	5.4	268	-18		0.0	0.4	0.9	2.2
Tuesday, January 28, 2014	4:10	0:10	28	36	30	26	339	5.8	264	-19		0.0	0.6	0.9	3.2
Tuesday, January 28, 2014	4:20	0:10	30	43	33	25	299	5.7	263	-19		0.0	0.4	0.7	3.0
Tuesday, January 28, 2014	4:30	0:10	26	34	28	23	219	4.9	258	-19		0.0	0.0	0.6	1.7
Tuesday, January 28, 2014	4:40	0:10	28	34	30	25	311	5.7	260	-19		0.0	0.6	1.1	3.3
Tuesday, January 28, 2014	4:50	0:10	33	46	35	30	714	7.1	252	-19		0.0	0.4	1.5	4.4
Tuesday, January 28, 2014	5:00	0:10	34	49	36	32	1091	8.3	269	-19		0.0	0.9	1.1	3.2
Tuesday, January 28, 2014	5:10	0:10	34	42	36	32	1102	8.2	270	-19		0.0	0.2	1.5	3.9
Tuesday, January 28, 2014	5:20	0:10	34	45	36	32	1183	8.8	268	-19		0.0	0.0	1.5	3.9
Tuesday, January 28, 2014	5:30	0:10	34	44	36	32	953	7.7	267	-19		0.0	0.6	1.3	3.3
Tuesday, January 28, 2014	5:40	0:10	36	49	38	33	826	7.6	263	-19		0.0	0.6	1.5	3.7
Tuesday, January 28, 2014	5:50	0:10	35	52	38	30	503	6.2	270	-19		0.0	0.2	1.3	2.6
Tuesday, January 28, 2014	6:00	0:10	33	45	35	31	462	6.4	267	-19		0.0	0.7	1.5	3.2
Tuesday, January 28, 2014	6:10	0:10	36	49	40	31	934	8.2	268	-19		0.0	0.6	1.5	3.9
Tuesday, January 28, 2014	6:20	0:10	36	48	39	33	872	7.7	274	-19		0.0	0.6	1.5	3.2
Tuesday, January 28, 2014	6:30	0:10	36	46	38	33	978	8.0	270	-19		0.0	0.9	1.5	3.3
Tuesday, January 28, 2014	6:40	0:10	39	49	42	34	1002	8.2	267	-19		0.0	0.0	1.7	4.6
Tuesday, January 28, 2014	6:50	0:10	36	48	39	33	973	7.9	267	-19		0.0	0.6	1.9	4.4
Tuesday, January 28, 2014	7:00	0:10	37	51	38	33	1021	8.1	267	-19		0.0	0.6	1.3	3.5
Tuesday, January 28, 2014	7:10	0:10	39	59	41	34	1141	9.0	267	-19		0.0	0.4	1.7	5.0
Tuesday, January 28, 2014	7:20	0:10	38	50	40	35	1279	9.4	266	-19		0.0	0.4	1.1	4.1
Tuesday, January 28, 2014	7:30	0:10	37	49	38	34	1453	9.8	267	-19		0.0	0.7	1.1	3.2
Tuesday, January 28, 2014	7:40	0:10	39	58	41	35	1431	9.8	264	-19		0.0	0.6	1.3	4.3
Tuesday, January 28, 2014	7:50	0:10	38	45	40	35	1608	10.2	269	-19		0.0	0.2	1.3	2.8
Tuesday, January 28, 2014	8:00	0:10	38	50	41	35	1394	9.5	268	-19		0.0	0.7	1.5	5.0
Tuesday, January 28, 2014	8:10	0:10	37	47	40	33	843	7.8	271	-19		0.2	1.1	1.5	3.3
Tuesday, January 28, 2014	8:20	0:10	38	55	40	35	1477	10.0	275	-19		0.0	1.1	1.3	3.2
Tuesday, January 28, 2014	8:30	0:10	38	54	40	35	1565	10.6	273	-19		0.0	0.6	1.1	2.4
Tuesday, January 28, 2014	8:40	0:10	41	51	43	38	1766	11.9	272	-18		0.2	1.7	1.9	3.9
Tuesday, January 28, 2014	8:50	0:10	48	59	51	41	1785	11.8	275	-18		0.6	2.8	1.5	3.3
Tuesday, January 28, 2014	9:00	0:10	45	53	48	41	1848	12.4	277	-18		0.6	2.0	1.7	4.6
Tuesday, January 28, 2014	9:10	0:10	44	53	47	41	1644	11.2	277	-18		0.6	3.5	2.8	6.5
Tuesday, January 28, 2014	9:20	0:10	45	52	47	40	1981	13.4	275	-18		0.7	3.7	2.4	7.6
Tuesday, January 28, 2014	9:30	0:10	45	61	47	40	1759	11.9	277	-18		0.6	3.2	2.8	6.7
Tuesday, January 28, 2014	9:40	0:10	41	48	44	38	1862	11.6	283	-17		0.2	2.8	2.2	6.7
Tuesday, January 28, 2014	9:50	0:10	41	51	45	38	1553	10.2	284	-17		0.6	3.3	2.2	5.4
Tuesday, January 28, 2014	10:00	0:10	55	86	54	40	1640	10.5	281	-17		0.7	2.6	2.0	5.2
Tuesday, January 28, 2014	10:10	0:10	52	84	48	41	1312	9.6	277	-17		0.7	2.4	2.4	6.3

Table B-1: Location A Winter Compliance Evaluation

Date	Time	Duration	Leq	Lmax	L(10)	L(90)	WT N2	WT N2	Onsite Met	Onsite Met	NWS Plymouth	Loc. A	Loc. A	Loc. 6	Loc. 6
	Start Time	(min)	(dBA)	(dBA)	(dBA)	(dBA)	Output (kW)	HH WS (m/s)	WD @ 75m (degrees)	Temp. (°C)	Precip. Obs.	Avg. WS @ 2m (m/s)	Gust WS @ 2m (m/s)	Avg. WS @ 2m (m/s)	Gust WS @ 2m (m/s)
Tuesday, January 28, 2014	12:40	0:10	35	47	38	31	590	6.7	294	-13		0.7	2.2	1.9	4.1
Tuesday, January 28, 2014	12:50	0:10	38	50	40	33	722	7.9	278	-13		0.9	2.4	1.9	4.3
Tuesday, January 28, 2014	13:00	0:10	34	51	36	30	326	6.0	271	-13		0.7	1.7	1.5	3.9
Tuesday, January 28, 2014	13:10	0:10	35	52	37	30	444	6.3	258	-14		0.7	3.9	1.7	4.1
Tuesday, January 28, 2014	13:20	0:10	34	48	36	29	225	5.6	263	-14		0.7	2.0	1.9	4.1
Tuesday, January 28, 2014	13:30	0:10	33	50	35	29	313	5.9	277	-14		0.4	2.2	1.7	3.3
Tuesday, January 28, 2014	13:40	0:10	32	50	34	29	229	5.2	273	-13		0.6	2.6	1.7	4.4
Tuesday, January 28, 2014	13:50	0:10	34	52	35	30	375	5.9	279	-13		0.6	2.6	1.7	4.3
Tuesday, January 28, 2014	14:00	0:10	35	51	37	31	445	6.5	278	-13		0.7	3.2	1.3	2.6
Tuesday, January 28, 2014	14:10	0:10	36	52	38	32	358	5.9	270	-13		0.6	1.7	1.7	5.2
Tuesday, January 28, 2014	14:20	0:10	35	47	37	30	366	6.2	271	-13		0.7	2.2	1.1	2.4
Tuesday, January 28, 2014	14:30	0:10	32	47	35	29	229	5.5	266	-13		0.6	1.7	1.1	3.9
Tuesday, January 28, 2014	14:40	0:10	32	52	34	27	170	5.1	263	-13		0.6	1.5	1.5	3.3
Tuesday, January 28, 2014	14:50	0:10	32	45	35	26	92	4.3	259	-14		0.4	1.3	1.5	3.2
Tuesday, January 28, 2014	15:00	0:10	33	49	35	30	414	6.5	270	-14		0.4	1.9	1.1	2.6
Tuesday, January 28, 2014	15:10	0:10	32	47	35	28	291	5.6	266	-14		0.6	1.9	0.9	2.8
Tuesday, January 28, 2014	15:20	0:10	31	48	34	27	97	4.3	243	-14		0.4	1.9	1.1	3.0
Tuesday, January 28, 2014	15:30	0:10	31	51	33	28	304	5.8	236	-14		0.2	2.2	0.9	2.4
Tuesday, January 28, 2014	15:40	0:10	31	50	33	27	226	4.8	240	-14		0.2	1.5	1.1	2.6
Tuesday, January 28, 2014	15:50	0:10	27	49	29	24	56	3.5	241	-14		0.2	1.3	1.1	3.0
Tuesday, January 28, 2014	16:00	0:10	29	43	31	25	168	4.6	247	-15		0.2	1.5	1.1	2.6
Tuesday, January 28, 2014	16:10	0:10	27	40	29	25	88	4.0	240	-15		0.0	1.3	0.7	2.6
Tuesday, January 28, 2014	16:20	0:10	30	42	32	26	83	4.0	239	-15		0.0	0.7	0.9	2.8
Tuesday, January 28, 2014	16:30	0:10	31	47	33	28	334	5.7	239	-15		0.2	0.9	0.9	2.2
Tuesday, January 28, 2014	16:40	0:10	30	43	33	27	423	6.4	240	-15		0.0	0.2	0.7	2.0
Tuesday, January 28, 2014	16:50	0:10	31	45	33	27	319	5.5	244	-15		0.0	0.9	0.6	1.5
Tuesday, January 28, 2014	17:00	0:10	29	44	31	26	122	3.9	244	-16		0.0	0.4	0.6	4.3
Tuesday, January 28, 2014	17:10	0:10	31	46	34	26	51	3.3	242	-16		0.0	0.4	0.4	1.9
Tuesday, January 28, 2014	17:20	0:10	28	36	29	25	169	5.0	244	-16		0.0	0.2	0.2	1.1
Tuesday, January 28, 2014	17:30	0:10	29	36	31	26	167	4.8	242	-16		0.0	0.0	0.4	1.1
Tuesday, January 28, 2014	17:40	0:10	29	34	31	26	397	6.2	237	-16		0.0	0.0	0.2	0.9
Tuesday, January 28, 2014	17:50	0:10	31	49	32	27	172	4.9	235	-16		0.0	0.0	0.6	1.3
Tuesday, January 28, 2014	18:00	0:10	32	45	33	27	117	4.5	237	-16		0.0	0.2	0.0	0.4
Tuesday, January 28, 2014	18:10	0:10	29	40	31	24	158	4.8	229	-16		0.0	0.0	0.4	1.3
Tuesday, January 28, 2014	18:20	0:10	29	38	31	26	260	5.5	235	-16		0.0	0.0	0.4	1.5
Tuesday, January 28, 2014	18:30	0:10	32	48	35	27	231	5.3	234	-16		0.0	0.0	0.4	1.1
Tuesday, January 28, 2014	18:40	0:10	28	34	29	26	217	5.2	228	-16		0.0	0.0	0.4	0.9
Tuesday, January 28, 2014	18:50	0:10	30	43	32	27	259	5.5	222	-16		0.0	0.0	0.4	2.0
Tuesday, January 28, 2014	19:00	0:10	28	35	30	26	218	5.2	203	-17		0.0	0.0	0.0	0.9
Tuesday, January 28, 2014	19:10	0:10	29	38	31	27	143	4.8	205	-17		0.0	0.0	0.2	2.2
Tuesday, January 28, 2014	19:20	0:10	28	33	29	26	180	5.3	209	-16		0.0	0.0	0.2	1.1
Tuesday, January 28, 2014	19:30	0:10	30	44	31	26	128	4.6	219	-16		0.0	0.0	0.2	0.9
Tuesday, January 28, 2014	19:40	0:10	33	63	31	26	246	5.5	229	-16		0.0	0.0	0.2	1.5
Tuesday, January 28, 2014	19:50	0:10	27	35	28	25	175	5.0	233	-16		0.0	0.0	0.0	0.7
Tuesday, January 28, 2014	20:00	0:10	26	36	28	24	87	4.2	239	-16		0.0	0.0	0.2	1.3
Tuesday, January 28, 2014	20:10	0:10	27	38	30	24	134	4.6	237	-17		0.0	0.0	0.0	0.7
Tuesday, January 28, 2014	20:20	0:10	28	39	29	25	174	5.0	240	-17		0.0	0.0	0.0	0.0
Tuesday, January 28, 2014	20:30	0:10	27	35	29	25	215	5.2	242	-17		0.0	0.0	0.0	0.0
Tuesday, January 28, 2014	20:40	0:10	30	40	32	27	334	6.1	244	-17		0.0	0.0	0.0	0.0
Tuesday, January 28, 2014	20:50	0:10	30	41	32	27	364	6.0	249	-17		0.0	0.0	0.2	1.1
Tuesday, January 28, 2014	21:00	0:10	29	43	31	26	343	6.2	253	-16		0.0	0.2	0.2	0.7
Tuesday, January 28, 2014	21:10	0:10	27	40	29	25	253	5.5	253	-16		0.0	0.0	0.2	0.6
Tuesday, January 28, 2014	21:20	0:10	26	40	28	24	143	4.7	258	-16		0.0	0.0	0.2	0.9
Tuesday, January 28, 2014	21:30	0:10	26	31	27	24	143	4.7	261	-16		0.0	0.0	0.2	0.9
Tuesday, January 28, 2014	21:40	0:10	26	35	27	24	195	5.0	257	-17		0.0	0.0	0.0	0.2
Tuesday, January 28, 2014	21:50	0:10	26	49	28	24	211	5.2	250	-17		0.0	0.0	0.0	0.0
Tuesday, January 28, 2014	22:00	0:10	27	42	29	24	134	4.4	249	-17		0.0	0.0	0.0	0.0
Tuesday, January 28, 2014	22:10	0:10	25	37	27	22	72	4.2	258	-17		0.0	0.0	0.2	0.7
Tuesday, January 28, 2014	22:20	0:10	26	43	28	23	101	4.3	257	-17		0.0	0.0	0.0	0.6
Tuesday, January 28, 2014	22:30	0:10	25	35	27	23	52	3.6	254	-16		0.0	0.2	0.0	0.4
Tuesday, January 28, 2014	22:40	0:10	24	37	25	22	42	3.6	252	-16		0.0	0.2	0.2	0.7
Tuesday, January 28, 2014	22:50	0:10	27	38	31	22	38	3.2	260	-16		0.0	0.0	0.0	0.2
Tuesday, January 28, 2014	23:00	0:10	25	39	28	22	1	2.8	262	-17		0.0	0.0	0.0	1.1
Tuesday, January 28, 2014	23:10	0:10	25	33	27	23	29	3.8	260	-16		0.0	0.0	0.0	0.0
Tuesday, January 28, 2014	23:20	0:10	29	45	31	23	57	3.8	257	-16		0.0	0.0	0.0	0.0
Tuesday, January 28, 2014	23:30	0:10	26	34	28	24	138	4.8	257	-17		0.0	0.0	0.2	0.9
Tuesday, January 28, 2014	23:40	0:10	27	35	29	25	206	5.4	260	-17		0.0	0.0	0.4	1.3
Tuesday, January 28, 2014	23:50	0:10	28	36	30	25	225	5.4	264	-17		0.0	0.0	0.4	1.3
Wednesday, January 29, 2014	0:00	0:10	28	46	27	23	99	4.0	264	-17		0.0	0.0	0.0	0.4
Wednesday, January 29, 2014	0:10	0:10	24	34	25	22	39	3.1	260	-17		0.0	0.0	0.0	0.0
Wednesday, January 29, 2014	0:20	0:10	26	42	26	21	55	3.3	259	-17		0.0	0.0	0.0	0.0
Wednesday, January 29, 2014	0:30	0:10	26	40	26	23	68	3.9	259	-17		0.0	0.0	0.0	0.0
Wednesday, January 29, 2014	0:40	0:10	24	34	26	23	79	3.8	249	-17		0.0	0.0	0.0	0.7
Wednesday, January 29, 2014	0:50	0:10	25	38	26	22	57	3.5	245	-16		0.0	0.0	0.0	0.0
Wednesday, January 29, 2014	1:00	0:10	24	41	25	22	30	3.1	256	-16		0.0	0.0	0.2	0.7
Wednesday, January 29, 2014	1:10	0:10	24	36	26	22	32	3.0	254	-16		0.0	0.0	0.2	0.9
Wednesday, January 29, 2014	1:20	0:10	24	32	26	22	21	2.8	261	-17		0.0	0.0	0.0	0.0
Wednesday, January 29, 2014	1:30	0:10	26	51	28	22	88	4.4	268	-17		0.0	0.0	0.0	0.7
Wednesday, January 29, 2014	1:40	0:10	25	41	26	22	83	4.4	270	-17		0.0	0.0	0.0	0.0
Wednesday, January 29, 2014	1:50	0:10	25	33	26	24	81	4.2	272	-17		0.0	0.0	0.2	0.7
Wednesday, January 29, 2014	2:00	0:10	30	50	31	25	191	5.1	276	-17		0.0	0.0	0.2	0.9
Wednesday, January 29, 2014	2:10	0:10	30	48	30	25	176	5.2	277	-17		0.0	0.0	0.2	0.7
Wednesday, January 29, 2014	2:20	0:10	27	37	29	25	195	5.3	278	-17		0.0	0.0	0.0	0.6
Wednesday, January 29, 2014	2:30	0:10	25	35	26	23	164	5.0	273	-17		0.0	0.0	0.0	0.0
Wednesday, January 29, 2014	2:40	0:10	25	37	27	24	127	4.6	273	-17		0.0	0.0	0.0	0.0
Wednesday, January 29, 2014	2:50	0:10	26	31	27	25	135	4.7	273	-17		0.0	0.0	0.0	0.0
Wednesday, January 29, 2014	3:00	0:10	26	41	28	25	102	4.4	277	-17		0.0	0.0	0.0	0.4
Wednesday, January 29, 2014	3:10	0:10	26	36	27	24	56	3.6	279	-17		0.0	0.0	0.0	0.2
Wednesday, January 29, 2014	3:20	0:10	25	38	26</										

Table B-1: Location A Winter Compliance Evaluation

Date	Time	Duration	Leq	Lmax	L(10)	L(90)	WT N2	WT N2	Onsite Met	Onsite Met	NWS Plymouth	Loc. A	Loc. A	Loc. 6	Loc. 6
	Start Time	(min)	(dBA)	(dBA)	(dBA)	(dBA)	Output (kW)	HH WS (m/s)	WD @ 75m (degrees)	Temp. (°C)	Precip. Obs.	Avg. WS @ 2m (m/s)	Gust WS @ 2m (m/s)	Avg. WS @ 2m (m/s)	Gust WS @ 2m (m/s)
Wednesday, January 29, 2014	5:40	0:10	30	39	35	25	-10	2.8	248	-18		0.0	0.0	0.0	0.0
Wednesday, January 29, 2014	5:50	0:10	29	40	31	25	-5	3.1	252	-18		0.0	0.0	0.0	0.0
Wednesday, January 29, 2014	6:00	0:10	29	39	32	25	8	3.3	250	-18		0.0	0.0	0.0	0.0
Wednesday, January 29, 2014	6:10	0:10	33	49	34	25	9	3.3	256	-19		0.0	0.0	0.0	0.0
Wednesday, January 29, 2014	6:20	0:10	32	48	35	26	18	3.6	256	-19		0.0	0.0	0.0	0.0
Wednesday, January 29, 2014	6:30	0:10	35	48	38	28	31	3.8	246	-19		0.0	0.0	0.0	0.0
Wednesday, January 29, 2014	6:40	0:10	35	47	38	28	60	4.1	227	-19		0.0	0.0	0.0	0.6
Wednesday, January 29, 2014	6:50	0:10	34	49	37	29	63	4.2	226	-19		0.0	0.0	0.2	0.6
Wednesday, January 29, 2014	7:00	0:10	31	40	33	28	83	4.3	227	-19		0.0	0.0	0.0	0.4
Wednesday, January 29, 2014	7:10	0:10	33	42	36	29	98	4.3	221	-19		0.0	0.0	0.2	0.6
Wednesday, January 29, 2014	7:20	0:10	41	65	35	30	163	4.9	215	-18		0.0	0.0	0.2	0.7
Wednesday, January 29, 2014	7:30	0:10	33	41	35	30	151	5.0	218	-19		0.0	0.0	0.4	0.9
Wednesday, January 29, 2014	7:40	0:10	35	45	37	29	185	5.0	226	-19		0.0	0.0	0.4	0.9
Wednesday, January 29, 2014	7:50	0:10	32	44	35	29	127	4.7	226	-19		0.0	0.0	0.4	0.7
Wednesday, January 29, 2014	8:00	0:10	33	46	37	29	121	4.5	226	-19		0.0	0.0	0.2	1.9
Wednesday, January 29, 2014	8:10	0:10	31	40	33	29	143	4.8	230	-18		0.0	0.0	0.6	2.2
Wednesday, January 29, 2014	8:20	0:10	30	40	32	28	143	4.8	228	-17		0.0	0.0	0.4	1.5
Wednesday, January 29, 2014	8:30	0:10	35	46	37	29	200	5.1	226	-17		0.0	0.0	0.6	1.9
Wednesday, January 29, 2014	8:40	0:10	31	48	32	28	179	5.1	225	-16		0.0	0.0	0.6	1.5
Wednesday, January 29, 2014	8:50	0:10	30	43	32	27	174	5.1	222	-16		0.0	0.0	0.9	3.0
Wednesday, January 29, 2014	9:00	0:10	29	41	31	27	206	5.4	224	-16		0.0	0.0	0.6	1.3
Wednesday, January 29, 2014	9:10	0:10	36	60	33	26	181	4.9	226	-16		0.0	0.0	0.6	2.2
Wednesday, January 29, 2014	9:20	0:10	28	35	31	26	61	3.7	229	-16		0.0	0.0	0.7	2.4
Wednesday, January 29, 2014	9:30	0:10	32	49	34	29	209	5.1	233	-15		0.0	0.0	1.1	3.7
Wednesday, January 29, 2014	9:40	0:10	31	40	33	28	294	5.9	235	-15		0.0	0.0	0.9	3.2
Wednesday, January 29, 2014	9:50	0:10	35	47	37	32	608	7.2	237	-15		0.0	0.0	1.3	3.0
Wednesday, January 29, 2014	10:00	0:10	34	51	36	30	348	6.0	222	-14		0.0	0.6	1.1	3.5
Wednesday, January 29, 2014	10:10	0:10	31	39	33	27	276	5.5	228	-14		0.0	0.0	1.5	3.2
Wednesday, January 29, 2014	10:20	0:10	28	52	30	25	217	5.2	238	-14		0.0	0.4	1.3	3.5
Wednesday, January 29, 2014	10:30	0:10	31	61	29	25	73	4.0	237	-13		0.0	0.0	1.1	2.6
Wednesday, January 29, 2014	10:40	0:10	36	51	39	26	8	3.2	235	-13		0.0	0.0	1.1	3.0
Wednesday, January 29, 2014	10:50	0:10	38	52	39	37	177	4.8	242	-13		0.0	1.1	1.1	3.0
Wednesday, January 29, 2014	11:00	0:10	37	47	38	33	251	5.5	244	-13		0.0	1.5	1.5	3.7
Wednesday, January 29, 2014	11:10	0:10	34	53	36	27	326	5.5	231	-13		0.0	0.0	1.3	2.6
Wednesday, January 29, 2014	11:20	0:10	32	50	34	25	277	5.6	238	-13		0.2	1.5	1.1	3.0
Wednesday, January 29, 2014	11:30	0:10	57	77	42	26	135	4.7	237	-12		0.0	1.1	1.7	3.5
Wednesday, January 29, 2014	11:40	0:10	33	59	37	25	119	4.4	241	-12		0.2	2.6	0.9	3.5
Wednesday, January 29, 2014	11:50	0:10	35	56	36	32	171	4.9	263	-12		0.4	2.2	1.1	3.3
Wednesday, January 29, 2014	12:00	0:10	31	41	33	29	360	5.8	250	-12		0.4	1.9	1.5	3.3
Wednesday, January 29, 2014	12:10	0:10	31	48	33	28	244	5.6	253	-12		0.6	2.8	1.3	3.3
Wednesday, January 29, 2014	12:20	0:10	30	40	32	28	353	6.1	238	-12		0.2	1.5	1.5	3.7
Wednesday, January 29, 2014	12:30	0:10	30	53	31	26	200	4.9	238	-12		0.4	1.9	1.3	3.5
Wednesday, January 29, 2014	12:40	0:10	31	44	33	28	361	5.8	236	-11		0.4	3.3	1.7	4.1
Wednesday, January 29, 2014	12:50	0:10	32	41	35	26	315	5.8	248	-11		0.6	2.2	1.1	3.5
Wednesday, January 29, 2014	13:00	0:10	33	45	36	29	430	6.5	239	-11		0.6	3.3	1.1	2.6
Wednesday, January 29, 2014	13:10	0:10	34	51	35	31	554	7.0	232	-11		0.6	2.2	1.5	4.4
Wednesday, January 29, 2014	13:20	0:10	34	51	36	29	421	5.9	240	-11		0.7	2.6	1.3	3.7
Wednesday, January 29, 2014	13:30	0:10	30	40	32	27	177	5.0	238	-11		0.4	2.2	1.3	3.0
Wednesday, January 29, 2014	13:40	0:10	32	40	34	28	312	6.2	241	-11		0.4	2.6	1.1	2.4
Wednesday, January 29, 2014	13:50	0:10	34	51	37	27	463	6.6	239	-11		0.4	1.3	1.1	3.3
Wednesday, January 29, 2014	14:00	0:10	36	44	38	32	994	8.6	233	-11		0.2	2.2	1.5	6.1
Wednesday, January 29, 2014	14:10	0:10	36	52	38	34	1212	9.1	233	-11		0.4	1.9	1.3	3.7
Wednesday, January 29, 2014	14:20	0:10	40	55	42	35	857	7.8	243	-11		0.6	3.2	1.9	4.6
Wednesday, January 29, 2014	14:30	0:10	42	58	45	35	1237	9.5	246	-11		0.7	3.3	1.9	3.2
Wednesday, January 29, 2014	14:40	0:10	39	54	43	34	1100	8.6	230	-10		0.6	2.8	1.1	4.8
Wednesday, January 29, 2014	14:50	0:10	36	49	37	33	962	8.6	242	-10		0.4	2.2	2.0	5.6
Wednesday, January 29, 2014	15:00	0:10	37	51	39	32	883	8.0	242	-11		0.4	1.9	1.9	5.0
Wednesday, January 29, 2014	15:10	0:10	41	53	44	36	1477	10.0	238	-11		0.7	2.2	2.2	5.2
Wednesday, January 29, 2014	15:20	0:10	42	52	45	36	1858	11.6	245	-11		0.6	2.2	2.0	5.2
Wednesday, January 29, 2014	15:30	0:10	39	53	41	37	1945	12.0	246	-11		0.4	2.6	1.5	4.1
Wednesday, January 29, 2014	15:40	0:10	40	52	43	35	1183	8.8	248	-11		0.6	2.8	1.7	6.5
Wednesday, January 29, 2014	15:50	0:10	39	54	41	35	1117	8.3	245	-11		0.4	2.6	1.7	4.8
Wednesday, January 29, 2014	16:00	0:10	39	54	42	35	952	7.6	246	-11		0.6	2.0	1.9	5.0
Wednesday, January 29, 2014	16:10	0:10	40	55	43	35	862	8.2	263	-12		0.7	2.6	1.7	4.3
Wednesday, January 29, 2014	16:20	0:10	43	64	43	38	1591	10.4	266	-12		0.6	2.2	1.3	4.1
Wednesday, January 29, 2014	16:30	0:10	40	54	42	37	1349	9.9	267	-13		0.4	2.2	1.7	5.0
Wednesday, January 29, 2014	16:40	0:10	40	52	41	37	1777	11.0	257	-13		0.4	2.0	1.5	4.4
Wednesday, January 29, 2014	16:50	0:10	37	53	39	33	887	8.1	267	-13		0.2	2.6	1.5	4.6
Wednesday, January 29, 2014	17:00	0:10	36	49	38	33	1387	10.0	267	-13		0.2	2.6	1.3	3.3
Wednesday, January 29, 2014	17:10	0:10	35	48	37	33	1066	8.6	264	-14		0.2	1.3	1.3	4.1
Wednesday, January 29, 2014	17:20	0:10	35	50	37	32	881	8.2	266	-14		0.0	0.7	1.3	3.0
Wednesday, January 29, 2014	17:30	0:10	36	49	38	34	1570	10.2	266	-14		0.2	1.3	1.5	3.7
Wednesday, January 29, 2014	17:40	0:10	35	49	38	30	945	8.3	268	-14		0.0	1.1	1.3	3.9
Wednesday, January 29, 2014	17:50	0:10	34	60	34	27	377	5.6	268	-14		0.0	0.6	1.5	3.5
Wednesday, January 29, 2014	18:00	0:10	32	51	33	29	528	6.5	266	-14		0.0	0.9	1.5	3.7
Wednesday, January 29, 2014	18:10	0:10	35	51	37	32	1261	9.3	266	-14		0.0	0.9	1.3	3.2
Wednesday, January 29, 2014	18:20	0:10	37	49	39	35	1208	8.5	266	-14		0.0	1.9	1.7	3.3
Wednesday, January 29, 2014	18:30	0:10	35	49	37	33	1269	9.0	268	-15		0.0	0.2	1.9	4.6
Wednesday, January 29, 2014	18:40	0:10	33	49	35	30	685	6.9	264	-15		0.0	0.7	1.5	3.3
Wednesday, January 29, 2014	18:50	0:10	32	46	33	29	602	6.7	259	-14		0.0	1.5	1.3	3.7
Wednesday, January 29, 2014	19:00	0:10	34	52	36	31	980	8.5	251	-14		0.0	1.1	1.3	3.3
Wednesday, January 29, 2014	19:10	0:10	37	54	38	34	1305	9.3	252	-15		0.0	1.9	0.9	2.8
Wednesday, January 29, 2014	19:20	0:10	39	51	41	36	1621	10.1	257	-15		0.0	0.9	1.3	3.5
Wednesday, January 29, 2014	19:30	0:10	41	51	43	39	1937	10.5	265	-15		0.2	1.1	1.5	3.9
Wednesday, January 29, 2014	19:40	0:10	39	53	41	36	1688	9.8	267	-15		0.2	2.4	1.5	3.5
Wednesday, January 29, 2014	19:50	0:10	36	51	38	33	981	7.6	273	-15		0.0	1.1	1.7	3.3
Wednesday, January 29, 2014	20:00	0:10	34	52	35	30	850	7.5	256	-15		0.0	0.2	1.1	3.0
Wednesday, January 29, 2014	20:10	0:10	34	53	37	28	698	7.5	263	-15		0.2	2.0	1.1	3.3
Wednesday, January 29, 2014															

Table B-1: Location A Winter Compliance Evaluation

Date	Time	Duration	Leq	Lmax	L(10)	L(90)	WT N2	WT N2	Onsite Met	Onsite Met	NWS Plymouth	Loc. A	Loc. A	Loc. 6	Loc. 6
	Start Time	(min)	(dBA)	(dBA)	(dBA)	(dBA)	Output (kW)	HH WS (m/s)	WD @ 75m (degrees)	Temp. (°C)	Precip. Obs.	Avg. WS @ 2m (m/s)	Gust WS @ 2m (m/s)	Avg. WS @ 2m (m/s)	Gust WS @ 2m (m/s)
Wednesday, January 29, 2014	22:40	0:10	34	42	36	30	772	7.7	254	-16		0.0	0.4	1.7	3.7
Wednesday, January 29, 2014	22:50	0:10	32	41	35	29	750	7.5	267	-16		0.0	0.2	1.7	3.9
Wednesday, January 29, 2014	23:00	0:10	31	39	33	27	359	6.2	286	-16		0.0	0.0	1.9	4.3
Wednesday, January 29, 2014	23:10	0:10	27	47	29	25	22	3.8	274	-16		0.2	1.3	1.5	4.4
Wednesday, January 29, 2014	23:20	0:10	29	38	31	27	102	4.4	267	-16		0.4	1.1	2.0	5.7
Wednesday, January 29, 2014	23:30	0:10	28	36	29	26	49	3.9	271	-16		0.4	0.9	1.7	4.6
Wednesday, January 29, 2014	23:40	0:10	25	35	27	22	-3	2.6	266	-16		0.4	0.9	1.5	4.1
Wednesday, January 29, 2014	23:50	0:10	24	34	27	20	31	3.3	266	-16		0.4	1.7	1.3	3.3
Thursday, January 30, 2014	0:00	0:10	26	33	29	22	135	4.2	267	-16		0.4	0.9	1.3	4.4
Thursday, January 30, 2014	0:10	0:10	33	41	35	26	636	7.1	271	-16		0.4	0.7	1.3	3.7
Thursday, January 30, 2014	0:20	0:10	34	48	36	31	846	7.6	271	-16		0.2	1.3	1.1	3.0
Thursday, January 30, 2014	0:30	0:10	36	43	37	34	1115	8.0	272	-15		0.2	1.3	1.5	3.7
Thursday, January 30, 2014	0:40	0:10	35	41	37	33	941	7.7	273	-15		0.2	0.6	1.9	4.4
Thursday, January 30, 2014	0:50	0:10	33	46	36	25	385	5.9	273	-15		0.2	0.9	1.7	4.1
Thursday, January 30, 2014	1:00	0:10	33	42	35	28	598	7.3	271	-15		0.2	1.1	1.7	4.3
Thursday, January 30, 2014	1:10	0:10	36	44	38	34	1055	8.2	271	-15		0.2	1.9	1.5	4.1
Thursday, January 30, 2014	1:20	0:10	35	42	37	33	958	7.9	270	-15		0.2	1.1	1.9	4.1
Thursday, January 30, 2014	1:30	0:10	34	43	36	31	718	7.1	269	-15		0.2	0.7	1.9	4.3
Thursday, January 30, 2014	1:40	0:10	33	44	34	29	436	6.1	264	-15		0.4	1.1	1.7	4.3
Thursday, January 30, 2014	1:50	0:10	32	40	34	28	556	7.0	268	-15		0.4	0.9	1.9	3.9
Thursday, January 30, 2014	2:00	0:10	34	46	37	30	610	6.9	267	-16		0.2	0.7	1.7	4.1
Thursday, January 30, 2014	2:10	0:10	33	41	35	29	673	7.5	267	-15		0.2	0.9	1.7	4.8
Thursday, January 30, 2014	2:20	0:10	34	43	36	31	747	7.6	266	-15		0.4	0.9	1.7	4.3
Thursday, January 30, 2014	2:30	0:10	29	40	32	25	237	5.5	261	-15		0.4	0.7	1.1	2.4
Thursday, January 30, 2014	2:40	0:10	27	33	28	25	55	3.9	264	-15		0.6	1.1	0.9	2.8
Thursday, January 30, 2014	2:50	0:10	27	38	29	26	169	5.0	268	-15		0.2	1.1	0.9	3.2
Thursday, January 30, 2014	3:00	0:10	27	36	29	24	174	4.9	267	-16		0.4	0.9	1.1	4.1
Thursday, January 30, 2014	3:10	0:10	29	42	31	25	303	5.7	268	-16		0.2	0.7	0.7	2.8
Thursday, January 30, 2014	3:20	0:10	32	40	34	27	387	6.1	269	-16		0.4	1.1	0.7	1.7
Thursday, January 30, 2014	3:30	0:10	33	41	36	30	605	6.9	275	-16		0.2	1.1	0.4	1.9
Thursday, January 30, 2014	3:40	0:10	31	45	33	26	243	5.0	277	-16		0.6	1.1	1.1	3.0
Thursday, January 30, 2014	3:50	0:10	33	48	35	26	295	5.4	277	-16		0.2	0.9	1.3	3.3
Thursday, January 30, 2014	4:00	0:10	33	45	36	28	450	6.4	275	-15		0.2	0.7	1.1	2.8
Thursday, January 30, 2014	4:10	0:10	31	47	33	26	189	4.8	280	-16		0.6	1.1	0.7	2.0
Thursday, January 30, 2014	4:20	0:10	33	45	36	28	331	6.0	281	-16		0.2	0.9	0.7	3.5
Thursday, January 30, 2014	4:30	0:10	33	43	36	28	388	6.2	279	-16		0.4	1.3	0.6	3.2
Thursday, January 30, 2014	4:40	0:10	30	43	33	26	176	4.8	284	-16		0.2	0.7	0.4	2.2
Thursday, January 30, 2014	4:50	0:10	27	33	29	24	150	4.7	283	-16		0.2	0.9	0.9	2.8
Thursday, January 30, 2014	5:00	0:10	32	43	35	28	292	5.7	281	-16		0.2	1.1	1.3	4.1
Thursday, January 30, 2014	5:10	0:10	33	45	36	25	52	3.8	286	-16		0.4	1.3	0.9	2.8
Thursday, January 30, 2014	5:20	0:10	36	46	40	28	440	6.5	297	-16		0.4	1.5	0.7	2.2
Thursday, January 30, 2014	5:30	0:10	39	49	41	35	745	7.7	293	-16		0.4	0.9	0.6	2.0
Thursday, January 30, 2014	5:40	0:10	36	43	38	33	598	7.0	306	-16		0.4	0.9	0.0	0.7
Thursday, January 30, 2014	5:50	0:10	35	42	37	32	495	6.8	305	-16		0.2	0.7	0.4	1.7
Thursday, January 30, 2014	6:00	0:10	35	42	37	33	480	7.0	306	-16		0.2	0.9	1.3	2.0
Thursday, January 30, 2014	6:10	0:10	35	48	36	31	368	6.3	295	-16		0.2	0.9	1.3	3.0
Thursday, January 30, 2014	6:20	0:10	34	47	36	29	162	4.8	267	-17		0.2	0.7	1.1	2.4
Thursday, January 30, 2014	6:30	0:10	31	44	33	27	-5	2.0	269	-16		0.0	0.6	1.3	2.4
Thursday, January 30, 2014	6:40	0:10	33	51	36	28	-4	2.2	282	-17		0.0	0.4	1.1	2.2
Thursday, January 30, 2014	6:50	0:10	36	48	38	30	8	2.6	278	-17		0.0	0.0	1.1	2.6
Thursday, January 30, 2014	7:00	0:10	36	49	39	30	92	4.1	267	-17		0.0	0.0	0.9	1.9
Thursday, January 30, 2014	7:10	0:10	33	40	35	30	216	5.3	273	-16		0.0	0.0	0.7	1.9
Thursday, January 30, 2014	7:20	0:10	35	44	37	31	229	5.4	279	-17		0.0	0.0	0.2	1.3
Thursday, January 30, 2014	7:30	0:10	34	42	36	31	130	4.5	274	-16		0.0	0.6	0.6	1.5
Thursday, January 30, 2014	7:40	0:10	36	47	38	31	77	4.0	273	-16		0.0	0.0	0.7	1.7
Thursday, January 30, 2014	7:50	0:10	34	42	36	29	55	3.8	261	-16		0.0	0.6	0.7	2.2
Thursday, January 30, 2014	8:00	0:10	36	51	40	29	52	3.5	254	-16		0.0	0.6	0.7	2.0
Thursday, January 30, 2014	8:10	0:10	35	54	39	28	19	3.2	259	-15		0.2	0.6	0.6	2.0
Thursday, January 30, 2014	8:20	0:10	34	48	37	28	-5	2.5	260	-15		0.0	0.7	0.6	1.9
Thursday, January 30, 2014	8:30	0:10	32	44	35	25	-6	2.7	262	-15		0.2	0.7	0.6	2.0
Thursday, January 30, 2014	8:40	0:10	29	40	32	24	-5	1.5	269	-15		0.0	0.6	0.6	2.4
Thursday, January 30, 2014	8:50	0:10	30	42	33	25	-4	2.2	265	-14		0.2	0.4	0.7	3.2
Thursday, January 30, 2014	9:00	0:10	28	37	31	24	-2	3.0	253	-14		0.2	0.7	0.9	3.5
Thursday, January 30, 2014	9:10	0:10	30	40	32	27	33	3.6	237	-13		0.0	0.0	0.7	2.8
Thursday, January 30, 2014	9:20	0:10	34	46	38	28	119	4.4	233	-13		0.2	0.7	1.1	2.2
Thursday, January 30, 2014	9:30	0:10	32	50	33	28	80	4.0	241	-13		0.4	0.6	0.6	1.3
Thursday, January 30, 2014	9:40	0:10	41	67	30	26	43	3.4	263	-12		0.4	0.6	0.7	2.4
Thursday, January 30, 2014	9:50	0:10	28	43	31	24	14	3.1	263	-12		0.2	0.6	0.7	2.4
Thursday, January 30, 2014	10:00	0:10	25	36	29	21	-6	2.9	264	-12		0.0	0.0	0.9	2.6
Thursday, January 30, 2014	10:10	0:10	25	33	27	21	-3	2.8	265	-11		0.0	0.0	0.7	2.0
Thursday, January 30, 2014	10:20	0:10	27	37	29	23	-1	2.9	263	-11		0.0	0.0	0.7	2.0
Thursday, January 30, 2014	10:30	0:10	29	41	32	24	-3	2.8	253	-10		0.0	1.1	0.9	2.8
Thursday, January 30, 2014	10:40	0:10	31	43	34	24	-5	2.5	222	-10		0.0	0.9	1.1	2.2
Thursday, January 30, 2014	10:50	0:10	38	62	37	25	-4	1.8	237	-9		0.4	0.9	0.7	2.2
Thursday, January 30, 2014	11:00	0:10	40	53	45	24	-4	2.2	249	-9		0.4	0.7	0.6	1.7
Thursday, January 30, 2014	11:10	0:10	28	41	30	23	-6	2.5	228	-9		0.4	1.1	0.6	2.0
Thursday, January 30, 2014	11:20	0:10	29	41	32	27	-4	2.6	245	-9		0.4	0.9	0.7	2.2
Thursday, January 30, 2014	11:30	0:10	28	36	30	26	0	2.6	282	-8		0.6	1.3	0.6	2.0
Thursday, January 30, 2014	11:40	0:10	27	49	29	20	-5	1.6	273	-8		0.4	0.9	1.1	2.4
Thursday, January 30, 2014	11:50	0:10	24	42	27	21	-5	1.6	237	-8		0.2	1.1	0.6	1.7
Thursday, January 30, 2014	12:00	0:10	26	36	29	22	13	2.6	209	-8		0.2	1.3	0.9	2.6
Thursday, January 30, 2014	12:10	0:10	27	39	29	24	35	2.9	212	-8		0.4	0.9	0.9	2.8
Thursday, January 30, 2014	12:20	0:10	30	41	33	26	4	2.9	208	-8		0.2	1.3	0.7	1.7
Thursday, January 30, 2014	12:30	0:10	30	40	33	26	1	3.2	192	-7		0.2	1.1	0.9	3.0
Thursday, January 30, 2014	12:40	0:10	29	45	31	26	45	3.7	215	-8		0.6	2.6	1.1	3.0
Thursday, January 30, 2014	12:50	0:10	32	53	30	25	19	2.8	214	-8		0.6	1.7	0.9	3.0
Thursday, January 30, 2014	13:00	0:10	29	41	31	25	51	3.7	207	-7		0.6	3.3	0.9	2.4
Thursday, January 30, 2014	13:10	0:10	29	43	31	25	2	2.9	210	-7		0.2	2.0	1.1	2.8
Thursday, January 30, 2014	13:20	0:10	28	37	30	25	56	3.5	234	-7		0.4	2.2	0.9	2.2
Thursday, January 30, 20															

Table B-1: Location A Winter Compliance Evaluation

Date	Time	Duration	Leq	Lmax	L(10)	L(90)	WT N2	WT N2	Onsite Met	Onsite Met	NWS Plymouth	Loc. A	Loc. A	Loc. 6	Loc. 6
	Start Time	(min)	(dBA)	(dBA)	(dBA)	(dBA)	Output (kW)	HH WS (m/s)	WD @ 75m (degrees)	Temp. (°C)	Precip. Obs.	Avg. WS @ 2m (m/s)	Gust WS @ 2m (m/s)	Avg. WS @ 2m (m/s)	Gust WS @ 2m (m/s)
Thursday, January 30, 2014	15:40	0:10	30	36	32	28	176	4.9	188	-7		0.2	1.9	0.4	1.5
Thursday, January 30, 2014	15:50	0:10	29	40	31	27	77	3.8	185	-7		0.4	1.7	0.2	1.7
Thursday, January 30, 2014	16:00	0:10	31	46	33	27	60	3.9	183	-7		0.2	1.9	0.0	0.6
Thursday, January 30, 2014	16:10	0:10	30	41	32	27	112	4.6	184	-7		0.4	1.7	0.0	0.0
Thursday, January 30, 2014	16:20	0:10	30	45	32	28	112	4.5	179	-8		0.4	1.3	0.4	1.7
Thursday, January 30, 2014	16:30	0:10	30	44	32	27	93	4.0	172	-8		0.6	0.9	0.4	0.9
Thursday, January 30, 2014	16:40	0:10	28	44	29	26	0	2.7	172	-8		0.6	0.9	0.0	0.6
Thursday, January 30, 2014	16:50	0:10	29	43	31	27	96	4.3	169	-8		0.6	0.9	0.0	0.6
Thursday, January 30, 2014	17:00	0:10	28	36	30	26	55	3.7	171	-9		0.7	0.9	0.0	0.0
Thursday, January 30, 2014	17:10	0:10	33	44	36	29	38	3.7	175	-9		0.7	0.9	0.0	0.0
Thursday, January 30, 2014	17:20	0:10	32	43	34	27	108	4.2	177	-9		0.7	0.9	0.0	0.0
Thursday, January 30, 2014	17:30	0:10	33	44	36	30	252	5.5	175	-9		0.6	0.9	0.2	0.7
Thursday, January 30, 2014	17:40	0:10	35	50	39	29	37	3.8	182	-9		0.2	0.6	0.2	0.7
Thursday, January 30, 2014	17:50	0:10	37	53	39	31	173	5.0	181	-9		0.0	0.0	0.0	0.6
Thursday, January 30, 2014	18:00	0:10	33	40	35	29	145	4.8	178	-10		0.2	0.7	0.0	0.0
Thursday, January 30, 2014	18:10	0:10	33	39	35	30	151	4.8	175	-10		0.2	0.6	0.0	0.0
Thursday, January 30, 2014	18:20	0:10	32	47	34	28	61	4.0	172	-10		0.0	0.6	0.2	0.7
Thursday, January 30, 2014	18:30	0:10	32	45	34	28	35	3.5	171	-10		0.0	0.6	0.6	1.1
Thursday, January 30, 2014	18:40	0:10	29	38	31	26	1	2.6	165	-9		0.0	0.0	0.7	1.3
Thursday, January 30, 2014	18:50	0:10	33	48	35	27	55	3.8	160	-9		0.0	0.0	0.2	0.6
Thursday, January 30, 2014	19:00	0:10	34	51	36	31	219	5.2	157	-10		0.0	0.0	0.2	0.6
Thursday, January 30, 2014	19:10	0:10	33	43	35	31	270	5.6	157	-10		0.0	0.0	0.0	0.0
Thursday, January 30, 2014	19:20	0:10	33	42	35	31	256	5.5	161	-10		0.0	0.0	0.2	0.9
Thursday, January 30, 2014	19:30	0:10	34	49	36	29	213	5.3	164	-10		0.0	0.0	0.0	0.2
Thursday, January 30, 2014	19:40	0:10	37	55	38	28	161	4.6	167	-10		0.0	0.0	0.0	0.0
Thursday, January 30, 2014	19:50	0:10	32	44	34	27	163	4.6	171	-10		0.0	0.0	0.2	0.7
Thursday, January 30, 2014	20:00	0:10	31	43	34	27	139	4.5	170	-10		0.0	0.0	0.4	1.3
Thursday, January 30, 2014	20:10	0:10	32	53	34	26	80	4.0	173	-10		0.0	0.0	0.4	1.1
Thursday, January 30, 2014	20:20	0:10	35	51	38	28	198	5.1	171	-10		0.0	0.0	0.0	0.6
Thursday, January 30, 2014	20:30	0:10	32	40	34	28	162	4.7	172	-10		0.0	0.0	0.0	0.0
Thursday, January 30, 2014	20:40	0:10	30	43	32	27	197	5.0	174	-10		0.0	0.7	0.0	0.0
Thursday, January 30, 2014	20:50	0:10	32	48	35	25	36	3.4	169	-10		0.0	0.4	0.0	0.0
Thursday, January 30, 2014	21:00	0:10	29	43	32	26	128	4.6	164	-10		0.0	0.0	0.0	0.0
Thursday, January 30, 2014	21:10	0:10	32	49	32	26	119	4.4	171	-10		0.0	0.0	0.0	0.0
Thursday, January 30, 2014	21:20	0:10	31	46	33	27	164	4.6	174	-10		0.0	0.0	0.0	0.0
Thursday, January 30, 2014	21:30	0:10	31	49	33	27	297	5.7	170	-10		0.0	0.0	0.0	0.7
Thursday, January 30, 2014	21:40	0:10	34	48	36	27	154	4.5	166	-10		0.0	0.2	0.2	1.1
Thursday, January 30, 2014	21:50	0:10	28	39	29	26	179	5.1	166	-10		0.2	0.6	0.2	1.3
Thursday, January 30, 2014	22:00	0:10	29	44	31	25	118	4.5	175	-10		0.0	0.0	0.2	0.7
Thursday, January 30, 2014	22:10	0:10	27	37	29	25	112	4.4	177	-11		0.0	0.6	0.0	0.0
Thursday, January 30, 2014	22:20	0:10	28	40	29	25	83	4.1	179	-11		0.0	0.6	0.2	0.9
Thursday, January 30, 2014	22:30	0:10	27	41	29	24	35	3.6	182	-10		0.0	0.0	0.0	0.4
Thursday, January 30, 2014	22:40	0:10	27	40	28	25	131	4.5	184	-10		0.0	0.6	0.0	0.6
Thursday, January 30, 2014	22:50	0:10	28	45	30	25	111	4.3	186	-10		0.0	0.6	0.0	0.0
Thursday, January 30, 2014	23:00	0:10	29	42	31	26	244	5.2	186	-10		0.0	0.6	0.0	0.7
Thursday, January 30, 2014	23:10	0:10	32	46	34	29	396	6.3	180	-10		0.2	1.7	0.2	1.5
Thursday, January 30, 2014	23:20	0:10	31	40	33	28	363	6.0	182	-10		0.0	0.6	0.2	0.7
Thursday, January 30, 2014	23:30	0:10	34	43	36	31	588	7.3	176	-10		0.2	1.3	0.2	1.1
Thursday, January 30, 2014	23:40	0:10	34	41	36	30	491	6.7	181	-10		0.0	0.9	0.2	0.7
Thursday, January 30, 2014	23:50	0:10	32	37	34	30	380	6.3	179	-10		0.0	0.0	0.2	1.3
Friday, January 31, 2014	0:00	0:10	30	48	32	27	254	5.4	175	-10		0.0	0.2	0.4	1.7
Friday, January 31, 2014	0:10	0:10	31	42	33	28	288	5.9	172	-11		0.0	1.1	0.0	0.7
Friday, January 31, 2014	0:20	0:10	30	37	32	27	268	5.5	179	-11		0.0	0.0	0.2	0.6
Friday, January 31, 2014	0:30	0:10	29	42	30	26	203	5.1	179	-11		0.0	0.0	0.2	0.7
Friday, January 31, 2014	0:40	0:10	32	42	34	29	364	6.0	178	-10		0.0	0.7	0.2	0.7
Friday, January 31, 2014	0:50	0:10	30	39	32	28	285	5.7	180	-10		0.0	0.7	0.2	0.9
Friday, January 31, 2014	1:00	0:10	30	42	32	27	267	5.7	179	-10		0.0	0.0	0.4	0.9
Friday, January 31, 2014	1:10	0:10	33	40	35	29	402	6.1	181	-10		0.0	0.0	0.4	1.5
Friday, January 31, 2014	1:20	0:10	31	41	33	29	302	5.5	180	-10		0.2	1.9	0.0	0.4
Friday, January 31, 2014	1:30	0:10	30	48	32	28	193	4.9	182	-10		0.2	1.7	0.6	1.7
Friday, January 31, 2014	1:40	0:10	29	46	30	27	122	4.6	184	-10		0.2	1.9	0.7	2.0
Friday, January 31, 2014	1:50	0:10	30	46	32	25	71	3.8	192	-10		0.0	1.5	0.9	2.2
Friday, January 31, 2014	2:00	0:10	30	42	31	28	131	4.4	191	-10		0.4	1.7	1.1	3.7
Friday, January 31, 2014	2:10	0:10	30	43	32	28	229	5.4	186	-10		0.4	1.9	0.4	1.3
Friday, January 31, 2014	2:20	0:10	31	45	34	28	299	5.4	186	-10		0.4	1.7	0.2	0.9
Friday, January 31, 2014	2:30	0:10	28	40	30	27	190	4.8	187	-10		0.2	1.1	0.4	1.1
Friday, January 31, 2014	2:40	0:10	27	35	28	25	48	3.6	184	-10		0.4	1.3	0.4	1.5
Friday, January 31, 2014	2:50	0:10	26	36	27	24	11	3.1	185	-10		0.2	1.1	0.4	1.1
Friday, January 31, 2014	3:00	0:10	27	35	28	25	27	3.4	191	-10		0.2	0.9	0.4	1.1
Friday, January 31, 2014	3:10	0:10	26	38	28	23	29	3.3	191	-10		0.0	0.2	0.0	0.6
Friday, January 31, 2014	3:20	0:10	28	37	30	24	152	4.6	187	-10		0.2	1.5	0.0	0.7
Friday, January 31, 2014	3:30	0:10	29	41	31	25	250	5.4	185	-10		0.2	1.3	0.4	0.9
Friday, January 31, 2014	3:40	0:10	28	43	29	25	212	5.2	191	-10		0.2	1.3	0.2	0.9
Friday, January 31, 2014	3:50	0:10	26	41	27	24	91	4.0	200	-10		0.2	0.7	0.0	0.9
Friday, January 31, 2014	4:00	0:10	26	39	27	24	41	3.3	201	-10		0.2	1.7	0.0	0.9
Friday, January 31, 2014	4:10	0:10	26	37	28	23	8	3.2	200	-10		0.0	0.9	0.2	1.1
Friday, January 31, 2014	4:20	0:10	27	36	28	25	3	3.3	201	-10		0.0	0.6	0.4	1.5
Friday, January 31, 2014	4:30	0:10	26	37	28	25	60	3.6	202	-10		0.2	1.1	0.4	1.1
Friday, January 31, 2014	4:40	0:10	29	42	30	26	185	4.8	196	-10		0.2	1.7	0.2	1.3
Friday, January 31, 2014	4:50	0:10	28	39	30	27	222	5.1	192	-10		0.4	1.7	0.2	0.9
Friday, January 31, 2014	5:00	0:10	39	56	39	24	30	3.4	193	-10		0.2	1.1	0.2	1.3
Friday, January 31, 2014	5:10	0:10	25	39	26	24	14	3.0	198	-10		0.2	1.7	0.0	0.0
Friday, January 31, 2014	5:20	0:10	23	31	24	21	-5	2.2	199	-10		0.0	0.7	0.4	0.9
Friday, January 31, 2014	5:30	0:10	25	37	28	21	-6	2.0	203	-10		0.0	0.0	0.0	0.4
Friday, January 31, 2014	5:40	0:10	25	33	28	21	-4	0.9	210	-10		0.0	0.0	0.2	0.9
Friday, January 31, 2014	5:50	0:10	29	39	33	21	-5	0.8	216	-10		0.0	0.0	0.0	0.0
Friday, January 31, 2014	6:00	0:10	27	40	31	21	-4	1.9	218	-10		0.0	0.6	0.0	0.0
Friday, January 31, 2014	6:10	0:10	28	38	30	24	-5	1.3	219	-9		0.0	0.0	0.0	0.0
Friday, January 31, 2014	6:20	0:10	26	33	28	24	-5	2.1	219	-9					

Table B-1: Location A Winter Compliance Evaluation

Date	Time	Duration	Leq	Lmax	L(10)	L(90)	WT N2	WT N2	Onsite Met	Onsite Met	NWS Plymouth	Loc. A	Loc. A	Loc. 6	Loc. 6
	Start Time	(min)	(dBA)	(dBA)	(dBA)	(dBA)	Output (kW)	HH WS (m/s)	WD @ 75m (degrees)	Temp. (°C)	Precip. Obs.	Avg. WS @ 2m (m/s)	Gust WS @ 2m (m/s)	Avg. WS @ 2m (m/s)	Gust WS @ 2m (m/s)
Friday, January 31, 2014	8:40	0:10	37	60	36	30	217	5.6	240	-7		0.0	0.0	0.4	1.3
Friday, January 31, 2014	8:50	0:10	34	49	36	29	153	4.9	247	-7		0.0	0.0	0.0	0.6
Friday, January 31, 2014	9:00	0:10	32	40	34	29	213	5.2	261	-7		0.0	0.0	0.0	0.9
Friday, January 31, 2014	9:10	0:10	32	53	34	29	146	4.3	265	-7		0.0	0.0	0.7	3.2
Friday, January 31, 2014	9:20	0:10	32	46	34	30	210	4.7	264	-7		0.0	0.0	1.5	3.2
Friday, January 31, 2014	9:30	0:10	33	48	34	30	255	5.3	264	-7		0.0	0.0	1.3	2.8
Friday, January 31, 2014	9:40	0:10	35	46	38	29	202	4.9	266	-7		0.0	0.0	1.3	3.2
Friday, January 31, 2014	9:50	0:10	33	42	35	31	235	5.2	266	-6		0.0	0.0	1.3	3.7
Friday, January 31, 2014	10:00	0:10	39	51	42	33	451	6.5	266	-6		0.0	0.4	1.1	3.2
Friday, January 31, 2014	10:10	0:10	42	67	40	31	360	6.0	267	-6		0.0	0.0	1.5	3.7
Friday, January 31, 2014	10:20	0:00	36	44	38	32	450	6.3	269	-5		0.0	0.2	1.3	3.3
Friday, January 31, 2014	10:30						595	7.2	269	-5		0.0	0.0	1.5	4.6
Friday, January 31, 2014	10:40						678	7.5	279	-5		0.0	0.2	1.5	3.2
Friday, January 31, 2014	10:50						532	7.0	280	-5		0.0	0.0	1.5	3.9
Friday, January 31, 2014	11:00	0:10	38	50	40	34	706	7.6	277	-4		0.0	0.4	1.7	4.8
Friday, January 31, 2014	11:10	0:10	39	52	41	35	753	8.0	273	-4		0.0	1.3	1.5	3.9
Friday, January 31, 2014	11:20	0:10	39	51	41	36	1440	9.7	280	-3		0.0	0.9	1.5	4.1
Friday, January 31, 2014	11:30	0:10	39	48	40	36	1375	9.7	280	-3		0.0	2.6	1.5	3.9
Friday, January 31, 2014	11:40	0:10	41	56	43	37	1347	9.7	278	-3		0.4	3.5	1.5	3.9
Friday, January 31, 2014	11:50	0:10	41	58	43	38	1141	9.0	271	-3		0.2	3.9	1.5	3.5
Friday, January 31, 2014	12:00	0:10	41	59	43	38	786	8.1	276	-3		0.4	1.9	1.5	3.5
Friday, January 31, 2014	12:10	0:10	41	50	43	38	663	7.2	276	-2		0.4	2.0	1.3	3.2
Friday, January 31, 2014	12:20	0:10	41	53	43	39	951	8.5	265	-2		0.6	3.0	2.0	6.7
Friday, January 31, 2014	12:30	0:10	41	56	44	38	859	8.4	263	-2		0.4	2.0	1.3	3.9
Friday, January 31, 2014	12:40	0:10	41	55	42	37	725	7.9	268	-2		0.2	2.0	1.7	5.0
Friday, January 31, 2014	12:50	0:10	39	48	42	34	665	7.4	268	-2		0.4	1.9	1.5	4.6
Friday, January 31, 2014	13:00	0:10	37	47	39	34	339	6.2	275	-2		0.6	2.4	1.9	3.7
Friday, January 31, 2014	13:10	0:10	50	83	43	35	536	7.1	280	-1		0.4	2.0	0.9	2.6
Friday, January 31, 2014	13:20	0:10	40	49	42	36	811	8.1	282	-2		0.6	2.8	1.7	5.2
Friday, January 31, 2014	13:30	0:10	40	50	41	37	1023	8.9	282	-2		0.2	1.3	1.9	4.4
Friday, January 31, 2014	13:40	0:10	40	53	42	37	1635	10.9	276	-2		0.6	2.6	1.7	3.7
Friday, January 31, 2014	13:50	0:10	40	50	42	37	1474	10.0	287	-1		0.6	3.0	1.5	5.2
Friday, January 31, 2014	14:00	0:10	40	55	43	38	1732	10.9	285	-2		0.4	2.4	1.5	3.3
Friday, January 31, 2014	14:10	0:10	38	51	40	36	866	7.8	279	-2		0.4	1.7	2.0	4.8
Friday, January 31, 2014	14:20	0:10	39	52	41	36	983	8.3	281	-2		0.4	1.7	2.0	4.8
Friday, January 31, 2014	14:30	0:10	38	53	40	35	795	7.8	284	-2		0.4	2.2	1.7	3.7
Friday, January 31, 2014	14:40	0:10	37	48	39	34	608	7.1	283	-3		0.4	1.5	1.5	4.4
Friday, January 31, 2014	14:50	0:10	35	45	38	32	526	6.9	280	-3		0.2	0.9	1.1	4.1
Friday, January 31, 2014	15:00	0:10	36	52	38	33	481	6.7	277	-3		0.2	1.1	1.1	3.2
Friday, January 31, 2014	15:10	0:10	36	52	38	33	346	6.2	280	-3		0.2	1.3	1.3	5.4
Friday, January 31, 2014	15:20	0:10	40	53	43	35	598	7.4	285	-3		0.2	1.1	1.5	3.7
Friday, January 31, 2014	15:30	0:10	41	56	41	36	957	8.5	283	-3		0.2	1.9	1.9	4.1
Friday, January 31, 2014	15:40	0:10	38	50	39	35	792	7.8	286	-3		0.2	1.3	1.9	3.5
Friday, January 31, 2014	15:50	0:10	39	51	40	37	1116	9.0	286	-3		0.2	2.0	1.3	3.0
Friday, January 31, 2014	16:00	0:10	39	56	41	37	1288	9.5	279	-3		0.2	1.7	1.1	2.4
Friday, January 31, 2014	16:10	0:10	40	53	42	36	846	8.0	279	-3		0.2	1.3	1.3	3.2
Friday, January 31, 2014	16:20	0:10	39	55	41	36	1045	8.6	277	-3		0.4	1.7	1.3	3.9
Friday, January 31, 2014	16:30	0:10	38	49	40	35	846	8.1	279	-3		0.2	1.5	1.5	3.2
Friday, January 31, 2014	16:40	0:10	37	51	38	35	719	7.5	279	-4		0.2	1.7	1.1	2.6
Friday, January 31, 2014	16:50	0:10	38	51	40	36	736	7.3	278	-4		0.2	2.2	1.1	2.8
Friday, January 31, 2014	17:00	0:10	38	48	40	35	775	7.5	279	-4		0.2	1.1	1.3	3.5
Friday, January 31, 2014	17:10	0:10	36	43	38	34	708	7.5	280	-4		0.2	0.9	1.5	3.2
Friday, January 31, 2014	17:20	0:10	36	50	38	34	633	7.2	286	-4		0.2	0.9	1.7	3.3
Friday, January 31, 2014	17:30	0:10	37	43	39	35	810	8.1	286	-4		0.0	0.7	1.9	3.3
Friday, January 31, 2014	17:40	0:10	37	43	38	35	723	7.6	276	-4		0.0	0.6	1.5	3.7
Friday, January 31, 2014	17:50	0:10	38	45	39	36	920	8.5	277	-4		0.0	0.7	1.5	3.5
Friday, January 31, 2014	18:00	0:10	38	48	40	36	1327	9.7	280	-4		0.0	0.7	1.5	4.1
Friday, January 31, 2014	18:10	0:10	38	49	40	36	1198	9.3	279	-4		0.0	0.9	1.5	3.3
Friday, January 31, 2014	18:20	0:10	38	43	39	36	1134	9.4	282	-4		0.2	0.9	1.7	3.9
Friday, January 31, 2014	18:30	0:10	37	43	38	35	1204	9.5	284	-4		0.0	0.9	1.9	4.1
Friday, January 31, 2014	18:40	0:10	38	44	39	36	1279	9.7	282	-4		0.0	0.6	1.9	4.4
Friday, January 31, 2014	18:50	0:10	38	46	40	36	1410	10.0	282	-4		0.0	0.6	1.9	4.1
Friday, January 31, 2014	19:00	0:10	38	47	40	36	1503	10.4	276	-4		0.0	0.6	1.7	4.1
Friday, January 31, 2014	19:10	0:10	38	46	40	36	1367	9.7	278	-4		0.2	1.1	1.7	3.3
Friday, January 31, 2014	19:20	0:10	39	59	40	36	1616	10.5	279	-4		0.2	1.7	1.7	3.5
Friday, January 31, 2014	19:30	0:10	39	47	41	36	1481	10.0	284	-5		0.2	0.7	1.3	2.8
Friday, January 31, 2014	19:40	0:10	38	46	40	36	1170	9.3	287	-4		0.2	1.1	1.7	3.9
Friday, January 31, 2014	19:50	0:10	38	48	40	36	1152	9.0	279	-5		0.2	1.1	0.9	3.2
Friday, January 31, 2014	20:00	0:10	39	49	40	36	1352	9.7	277	-5		0.0	0.0	1.3	2.8
Friday, January 31, 2014	20:10	0:10	39	46	40	36	1519	10.2	280	-5		0.0	1.5	1.3	2.8
Friday, January 31, 2014	20:20	0:10	39	46	40	36	1439	10.1	274	-5		0.2	1.1	1.1	3.2
Friday, January 31, 2014	20:30	0:10	38	44	39	36	1286	9.6	272	-5		0.0	0.9	1.1	2.4
Friday, January 31, 2014	20:40	0:10	38	50	41	36	1531	10.3	275	-5		0.0	1.1	1.1	2.8
Friday, January 31, 2014	20:50	0:10	38	46	39	36	1608	10.6	276	-5		0.0	1.1	1.3	3.0
Friday, January 31, 2014	21:00	0:10	38	44	39	36	1456	10.2	279	-5		0.0	0.9	0.9	2.8
Friday, January 31, 2014	21:10	0:10	37	45	39	35	1379	9.8	276	-5		0.0	0.4	0.9	2.4
Friday, January 31, 2014	21:20	0:10	37	45	38	35	1187	9.5	275	-5		0.0	0.2	0.9	2.6
Friday, January 31, 2014	21:30	0:10	37	44	39	35	1429	10.2	274	-5		0.0	0.6	1.3	2.8
Friday, January 31, 2014	21:40	0:10	37	43	39	35	1404	10.2	278	-5		0.0	0.6	0.9	2.4
Friday, January 31, 2014	21:50	0:10	38	46	39	35	1601	10.6	278	-5		0.0	0.0	0.9	3.2
Friday, January 31, 2014	22:00	0:10	38	44	39	36	1531	10.3	275	-5		0.0	0.0	0.9	2.4
Friday, January 31, 2014	22:10	0:10	38	46	40	35	1431	10.0	274	-5		0.0	0.0	0.6	1.9
Friday, January 31, 2014	22:20	0:10	38	46	39	35	1352	9.9	274	-5		0.0	0.6	0.2	1.3
Friday, January 31, 2014	22:30	0:10	37	44	38	35	1042	9.0	274	-5		0.2	0.6	0.2	1.7
Friday, January 31, 2014	22:40	0:10	39	53	41	34	973	8.8	274	-5		0.2	0.7	0.6	1.9
Friday, January 31, 2014	22:50	0:10	35	45	37	31	690	7.6	276	-5		0.0	0.6	0.6	2.4
Friday, January 31, 2014	23:00	0:10	33	41	35	30	617	7.5	273	-5		0.0	0.0	0.7	1.9
Friday, January 31, 2014	23:10	0:10	31	39	33	26	422	6.3	275	-6		0.0	0.0	0.6	2.0
Friday, January 31, 2014	23:20	0:10	31	43	33	27	227	5.3	277	-6					

Table B-1: Location A Winter Compliance Evaluation

Date	Time	Duration	Leq	Lmax	L(10)	L(90)	WT N2	WT N2	Onsite Met	Onsite Met	NWS Plymouth	Loc. A	Loc. A	Loc. 6	Loc. 6
	Start Time	(min)	(dBA)	(dBA)	(dBA)	(dBA)	Output (kW)	HH WS (m/s)	WD @ 75m (degrees)	Temp. (°C)	Precip. Obs.	Avg. WS @ 2m (m/s)	Gust WS @ 2m (m/s)	Avg. WS @ 2m (m/s)	Gust WS @ 2m (m/s)
Saturday, February 01, 2014	1:40	0:10	28	37	29	25	155	5.0	287	-5		0.0	0.0	0.4	1.7
Saturday, February 01, 2014	1:50	0:10	27	33	28	26	109	4.4	286	-5		0.0	0.0	0.2	1.3
Saturday, February 01, 2014	2:00	0:10	27	35	29	26	131	4.4	280	-5		0.0	0.0	0.4	1.9
Saturday, February 01, 2014	2:10	0:10	26	33	28	25	68	3.7	281	-6		0.0	0.0	0.2	1.5
Saturday, February 01, 2014	2:20	0:10	28	37	30	26	77	4.1	280	-6		0.0	0.0	0.2	0.7
Saturday, February 01, 2014	2:30	0:10	27	38	28	25	80	3.9	279	-6		0.0	0.0	0.4	0.9
Saturday, February 01, 2014	2:40	0:10	26	39	27	24	17	3.3	278	-6		0.0	0.0	0.2	0.9
Saturday, February 01, 2014	2:50	0:10	25	30	26	23	-4	2.8	279	-6		0.0	0.0	0.2	0.9
Saturday, February 01, 2014	3:00	0:10	26	38	28	24	-4	2.9	279	-6		0.0	0.0	0.0	0.4
Saturday, February 01, 2014	3:10	0:10	26	30	27	24	-4	2.7	278	-6		0.0	0.0	0.2	0.7
Saturday, February 01, 2014	3:20	0:10	26	34	27	24	21	3.1	277	-6		0.0	0.0	0.0	0.0
Saturday, February 01, 2014	3:30	0:10	26	44	26	24	45	3.4	277	-6		0.0	0.0	0.2	0.7
Saturday, February 01, 2014	3:40	0:10	30	48	32	24	12	2.7	276	-6		0.0	0.0	0.0	0.4
Saturday, February 01, 2014	3:50	0:10	22	29	23	21	-6	2.3	272	-6		0.0	0.0	0.2	0.7
Saturday, February 01, 2014	4:00	0:10	22	35	24	20	-5	2.2	265	-5		0.0	0.0	0.2	1.5
Saturday, February 01, 2014	4:10	0:10	26	42	28	18	-4	2.1	256	-5		0.0	0.0	0.4	2.0
Saturday, February 01, 2014	4:20	0:10	23	39	25	20	-5	2.7	258	-5		0.0	0.0	0.4	1.1
Saturday, February 01, 2014	4:30	0:10	25	39	28	20	-4	2.0	256	-5		0.0	0.0	0.2	1.1
Saturday, February 01, 2014	4:40	0:10	20	26	21	20	-4	2.2	260	-5		0.0	0.0	0.0	0.7
Saturday, February 01, 2014	4:50	0:10	25	38	28	18	-4	2.0	261	-5		0.0	0.0	0.0	0.9
Saturday, February 01, 2014	5:00	0:10	25	44	26	19	-3	2.6	260	-5		0.0	0.0	0.0	0.6
Saturday, February 01, 2014	5:10	0:10	26	39	30	19	-5	2.0	266	-6		0.0	0.0	0.2	1.9
Saturday, February 01, 2014	5:20	0:10	28	41	30	22	-1	2.6	264	-6		0.0	0.0	0.2	1.1
Saturday, February 01, 2014	5:30	0:10	26	37	29	21	-4	2.1	260	-6		0.0	0.0	0.2	0.9
Saturday, February 01, 2014	5:40	0:10	30	42	34	24	19	3.2	258	-6		0.0	0.0	0.2	1.3
Saturday, February 01, 2014	5:50	0:10	30	43	33	26	144	4.7	262	-6		0.0	0.0	0.2	0.9
Saturday, February 01, 2014	6:00	0:10	29	38	31	25	119	4.5	265	-6		0.0	0.0	0.0	0.2
Saturday, February 01, 2014	6:10	0:10	31	43	33	26	23	3.2	268	-6		0.0	0.0	0.0	0.6
Saturday, February 01, 2014	6:20	0:10	31	45	34	25	-4	2.5	267	-7		0.0	0.0	0.4	0.9
Saturday, February 01, 2014	6:30	0:10	31	45	33	26	-4	2.1	266	-7		0.0	0.0	0.0	0.0
Saturday, February 01, 2014	6:40	0:10	32	46	34	25	-4	2.0	263	-6		0.0	0.0	0.0	0.0
Saturday, February 01, 2014	6:50	0:10	31	44	34	26	-4	2.8	261	-6		0.0	0.0	0.0	0.0
Saturday, February 01, 2014	7:00	0:10	32	46	35	26	-6	2.4	261	-7		0.0	0.0	0.0	0.0
Saturday, February 01, 2014	7:10	0:10	34	46	37	26	-4	2.4	261	-7		0.0	0.0	0.0	0.0
Saturday, February 01, 2014	7:20	0:10	40	54	44	29	5	2.9	255	-6		0.0	0.0	0.0	0.0
Saturday, February 01, 2014	7:30	0:10	37	54	40	28	3	3.2	249	-6		0.0	0.0	0.0	0.0
Saturday, February 01, 2014	7:40	0:10	33	45	36	27	-9	2.5	249	-6		0.0	0.0	0.0	0.0
Saturday, February 01, 2014	7:50	0:10	32	49	35	25	-6	2.2	255	-6		0.0	0.0	0.2	0.6
Saturday, February 01, 2014	8:00	0:10	34	47	38	29	-4	1.6	256	-6		0.0	0.0	0.0	0.7
Saturday, February 01, 2014	8:10	0:10	31	43	34	27	-4	2.3	255	-5		0.0	0.0	0.0	0.4
Saturday, February 01, 2014	8:20	0:10	34	62	34	27	-6	2.7	246	-5		0.0	0.0	0.0	0.0
Saturday, February 01, 2014	8:30	0:10	33	49	35	28	6	3.1	244	-5		0.0	0.0	0.0	0.6
Saturday, February 01, 2014	8:40	0:10	33	42	36	27	8	3.3	243	-5		0.0	0.0	0.2	0.7
Saturday, February 01, 2014	8:50	0:10	34	47	37	29	31	3.5	228	-4		0.0	0.0	0.0	0.6
Saturday, February 01, 2014	9:00	0:10	32	39	35	29	7	3.1	227	-4		0.0	0.0	0.4	1.1
Saturday, February 01, 2014	9:10	0:10	34	59	38	29	7	3.1	217	-4		0.0	0.0	0.4	1.3
Saturday, February 01, 2014	9:20	0:10	34	60	36	28	-4	2.0	204	-3		0.0	0.0	0.2	0.9
Saturday, February 01, 2014	9:30	0:10	33	45	38	26	-4	1.5	196	-3		0.0	0.0	0.2	1.5
Saturday, February 01, 2014	9:40	0:10	32	57	33	26	-4	0.9	170	-3		0.0	0.0	0.7	1.5
Saturday, February 01, 2014	9:50	0:10	32	54	31	26	-4	0.9	160	-3		0.0	0.0	0.6	1.9
Saturday, February 01, 2014	10:00	0:10	27	34	30	24	-5	0.5	169	-3		0.0	0.0	0.7	1.5
Saturday, February 01, 2014	10:10	0:10	27	36	29	24	-4	1.1	192	-3		0.0	0.0	0.6	1.7
Saturday, February 01, 2014	10:20	0:10	28	37	30	24	-1	1.7	198	-3		0.0	0.0	0.4	1.1
Saturday, February 01, 2014	10:30	0:10	28	38	31	24	-1	2.1	202	-2		0.0	0.0	0.2	1.1
Saturday, February 01, 2014	10:40	0:10	27	33	29	24	-1	1.6	229	-2		0.0	0.0	0.4	1.1
Saturday, February 01, 2014	10:50	0:10	27	40	29	25	0	1.6	246	-2		0.0	0.0	0.2	0.9
Saturday, February 01, 2014	11:00	0:10	26	35	27	24	-1	0.8	254	-2		0.0	0.0	0.6	1.3
Saturday, February 01, 2014	11:10	0:10	27	42	28	23	-2	1.1	252	-1		0.0	0.0	0.4	1.1
Saturday, February 01, 2014	11:20	0:10	25	34	27	23	0	0.9	221	-1		0.0	0.0	0.6	1.1
Saturday, February 01, 2014	11:30	0:10	25	39	27	22	0	1.1	231	-1		0.0	0.0	0.6	1.7
Saturday, February 01, 2014	11:40	0:10	29	50	32	23	-1	1.1	211	-1		0.0	0.0	0.6	2.2
Saturday, February 01, 2014	11:50	0:10	25	30	27	22	-1	1.5	230	-1		0.0	0.4	0.7	1.7
Saturday, February 01, 2014	12:00	0:10	25	39	28	22	0	2.5	204	0		0.2	1.5	0.4	1.5
Saturday, February 01, 2014	12:10	0:10	27	41	30	23	0	2.6	206	0		0.2	1.7	0.6	1.9
Saturday, February 01, 2014	12:20	0:10	25	40	26	22	-2	2.5	226	0		0.2	1.3	0.4	1.1
Saturday, February 01, 2014	12:30	0:10	25	36	27	22	-1	2.6	208	0		0.2	1.3	0.7	1.9
Saturday, February 01, 2014	12:40	0:10	30	42	33	22	-1	2.3	226	0		0.2	1.1	0.6	1.5
Saturday, February 01, 2014	12:50	0:10	28	54	31	22	-1	2.6	217	0		0.4	1.9	0.6	1.5
Saturday, February 01, 2014	13:00	0:10	28	45	28	24	2	3.1	202	0		0.4	1.5	0.9	2.2
Saturday, February 01, 2014	13:10	0:10	27	31	28	26	-4	2.8	165	0		0.6	1.5	0.4	1.9
Saturday, February 01, 2014	13:20	0:10	28	34	29	26	0	2.9	187	0		0.6	2.0	0.7	1.5
Saturday, February 01, 2014	13:30	0:10	28	37	29	26	6	3.0	173	0		0.6	1.9	0.4	1.7
Saturday, February 01, 2014	13:40	0:10	28	42	29	26	-4	2.8	178	0		0.6	1.9	0.7	2.0
Saturday, February 01, 2014	13:50	0:10	28	40	30	27	-6	2.5	152	0		0.7	2.4	0.6	1.7
Saturday, February 01, 2014	14:00	0:10	29	49	30	27	17	3.4	156	0		0.4	1.3	0.6	1.7
Saturday, February 01, 2014	14:10	0:10	30	39	31	28	105	4.4	143	0		0.7	2.4	0.2	1.1
Saturday, February 01, 2014	14:20	0:10	34	57	32	28	133	4.7	142	-1		0.6	1.9	0.4	1.3
Saturday, February 01, 2014	14:30	0:10	33	51	33	29	181	5.0	145	-1		0.6	1.7	0.7	1.9
Saturday, February 01, 2014	14:40	0:10	36	53	33	29	206	5.0	141	-1		0.6	1.9	0.9	1.9
Saturday, February 01, 2014	14:50	0:10	32	43	33	30	295	5.6	136	-1		0.6	2.2	1.1	2.8
Saturday, February 01, 2014	15:00	0:10	33	45	34	31	354	6.2	141	-1		0.4	2.2	0.7	2.0
Saturday, February 01, 2014	15:10	0:10	34	59	35	32	395	6.3	146	-1		0.4	1.7	0.9	2.2
Saturday, February 01, 2014	15:20	0:10	33	47	34	30	344	6.1	140	-1		0.2	1.1	0.7	1.5
Saturday, February 01, 2014	15:30	0:10	30	36	32	29	228	5.5	140	-1		0.6	2.0	0.9	2.4
Saturday, February 01, 2014	15:40	0:10	30	43	31	29	191	5.0	144	-1		0.6	2.6	0.6	1.7
Saturday, February 01, 2014	15:50	0:10	31	54	32	28	179	5.0	145	-1		0.6	2.8	0.7	1.7
Saturday, February 01, 2014	16:00	0:10	29	49	30	28	133	4.8	154	-1		0.4	2.0	0.4	1.9
Saturday, February 01, 2014	16:10	0:10	29	35	30	27	37	3.7	159	-1		0.2	1.1	0.6	2.6
Saturday, February 01, 2014	16:20	0:10	29	43	31	27	18	3.4	164	-2		0.2	0.7	0.9	2.4
Saturday, February 01, 2014	16:30	0:10	30	42	31	28	44	3.8	157	-2		0.0	0.4	1.1	

Table B-1: Location A Winter Compliance Evaluation

Date	Time	Duration	Leq	Lmax	L(10)	L(90)	WT N2	WT N2	Onsite Met	Onsite Met	NWS Plymouth	Loc. A	Loc. A	Loc. 6	Loc. 6
	Start Time	(min)	(dBA)	(dBA)	(dBA)	(dBA)	Output (kW)	HH WS (m/s)	WD @ 75m (degrees)	Temp. (°C)	Precip. Obs.	Avg. WS @ 2m (m/s)	Gust WS @ 2m (m/s)	Avg. WS @ 2m (m/s)	Gust WS @ 2m (m/s)
Saturday, February 01, 2014	18:40	0:10	35	43	37	33	307	5.5	160	-3		0.0	1.1	0.9	1.7
Saturday, February 01, 2014	18:50	0:10	34	41	35	32	290	5.6	162	-3	1	0.0	0.9	1.1	2.2
Saturday, February 01, 2014	19:00	0:10	37	63	39	33	462	6.4	165	-3	1	0.2	1.9	0.6	2.0
Saturday, February 01, 2014	19:10	0:10	39	47	41	37	903	8.3	165	-3	1	0.2	1.5	0.4	1.5
Saturday, February 01, 2014	19:20	0:10	39	46	41	37	984	8.6	165	-2	1	0.6	2.0	0.7	2.2
Saturday, February 01, 2014	19:30	0:10	39	46	41	37	919	8.2	163	-2	1	0.6	1.7	1.1	2.8
Saturday, February 01, 2014	19:40	0:10	39	46	41	36	878	8.4	160	-2	1	0.6	2.6	1.1	2.4
Saturday, February 01, 2014	19:50	0:10	35	42	37	33	542	6.9	156	-2	1	0.6	2.0	1.1	2.2
Saturday, February 01, 2014	20:00	0:10	35	44	36	32	479	6.6	157	-2	1	0.6	2.4	1.1	2.6
Saturday, February 01, 2014	20:10	0:10	34	41	35	32	385	6.3	159	-2	1	0.6	1.9	1.3	2.8
Saturday, February 01, 2014	20:20	0:10	36	48	37	33	511	7.0	156	-2	1	0.6	2.2	1.1	2.8
Saturday, February 01, 2014	20:30	0:10	36	44	38	33	605	7.2	157	-2	1	0.6	2.0	0.6	1.7
Saturday, February 01, 2014	20:40	0:10	35	42	37	33	476	6.8	151	-2	1	0.4	1.7	0.9	2.0
Saturday, February 01, 2014	20:50	0:10	34	41	35	31	433	6.7	158	-3	1	0.4	1.7	0.9	3.2
Saturday, February 01, 2014	21:00	0:10	32	41	34	29	336	6.0	156	-3	1	0.4	2.6	1.5	4.3
Saturday, February 01, 2014	21:10	0:10	36	45	38	33	510	7.0	154	-3	1	0.6	2.2	1.3	2.4
Saturday, February 01, 2014	21:20	0:10	34	54	36	28	368	6.4	154	-3	1	0.4	2.0	0.9	2.6
Saturday, February 01, 2014	21:30	0:10	32	55	33	27	215	5.3	155	-3	1	0.2	1.7	0.9	1.9
Saturday, February 01, 2014	21:40	0:10	32	39	34	30	334	6.1	154	-3	1	0.6	2.0	0.7	2.6
Saturday, February 01, 2014	21:50	0:10	36	45	38	32	405	6.3	157	-3	1	0.6	2.6	0.4	1.7
Saturday, February 01, 2014	22:00	0:10	38	45	40	35	620	7.2	159	-3	1	0.7	2.2	0.9	3.3
Saturday, February 01, 2014	22:10	0:10	36	43	38	33	546	6.7	162	-4		0.6	2.0	0.2	0.9
Saturday, February 01, 2014	22:20	0:10	34	41	36	32	451	6.4	165	-4		0.4	2.0	0.0	0.6
Saturday, February 01, 2014	22:30	0:10	34	44	36	32	445	6.8	168	-4		0.6	1.5	0.0	0.4
Saturday, February 01, 2014	22:40	0:10	33	43	35	31	432	6.6	170	-3		0.6	1.9	0.0	1.1
Saturday, February 01, 2014	22:50	0:10	34	41	36	32	504	6.9	167	-3		0.6	2.4	0.0	0.7
Saturday, February 01, 2014	23:00	0:10	34	40	36	32	551	6.9	169	-3		0.6	2.8	0.0	0.6
Saturday, February 01, 2014	23:10	0:10	36	41	37	33	674	7.6	173	-3		0.4	1.7	0.0	0.6
Saturday, February 01, 2014	23:20	0:10	39	45	40	37	1163	8.8	172	-3		0.4	2.0	0.2	0.9
Saturday, February 01, 2014	23:30	0:10	37	43	39	34	813	7.7	170	-3		0.4	1.9	0.4	1.1
Saturday, February 01, 2014	23:40	0:10	32	39	34	29	373	6.2	173	-3		0.4	2.2	0.2	1.3
Saturday, February 01, 2014	23:50	0:10	30	38	32	28	276	5.5	177	-3		0.2	1.5	0.4	1.3
Sunday, February 02, 2014	0:00	0:10	29	41	31	27	186	5.1	186	-3		0.2	1.1	0.0	0.6
Sunday, February 02, 2014	0:10	0:10	29	46	30	27	159	4.6	189	-3		0.0	1.1	0.2	0.9
Sunday, February 02, 2014	0:20	0:10	27	36	29	26	139	4.6	192	-3		0.2	1.1	0.0	0.7
Sunday, February 02, 2014	0:30	0:10	27	45	29	26	116	4.3	192	-2		0.0	0.7	0.2	0.9
Sunday, February 02, 2014	0:40	0:10	27	38	28	25	78	4.1	193	-2		0.2	1.1	0.0	0.7
Sunday, February 02, 2014	0:50	0:10	27	39	28	25	61	3.8	195	-2		0.2	1.5	0.2	0.9
Sunday, February 02, 2014	1:00	0:10	26	41	28	25	63	3.8	193	-2		0.2	1.9	0.4	1.3
Sunday, February 02, 2014	1:10	0:10	28	45	29	25	33	3.4	201	-2		0.2	1.1	0.4	1.7
Sunday, February 02, 2014	1:20	0:10	27	36	29	25	45	3.6	204	-2		0.0	0.9	0.4	1.3
Sunday, February 02, 2014	1:30	0:10	28	42	30	24	42	3.4	206	-2	1	0.0	0.9	0.2	0.9
Sunday, February 02, 2014	1:40	0:10	23	36	25	20	-3	2.6	213	-2	1	0.0	0.6	0.2	0.9
Sunday, February 02, 2014	1:50	0:10	26	36	28	24	42	3.7	209	-2	1	0.0	1.1	0.2	0.7
Sunday, February 02, 2014	2:00	0:10	26	40	28	24	61	3.7	203	-2	1	0.0	0.6	0.2	1.1
Sunday, February 02, 2014	2:10	0:10	25	35	26	23	15	3.3	206	-2	1	0.0	0.2	0.0	0.6
Sunday, February 02, 2014	2:20	0:10	23	28	25	22	-4	2.6	211	-2	1	0.0	0.2	0.0	0.6
Sunday, February 02, 2014	2:30	0:10	23	28	24	22	-4	2.1	207	-2	1	0.0	0.0	0.0	0.7
Sunday, February 02, 2014	2:40	0:10	25	36	27	22	-6	2.7	212	-2	1	0.0	0.2	0.0	0.6
Sunday, February 02, 2014	2:50	0:10	23	33	25	20	-6	2.1	214	-2	1	0.0	0.0	0.2	0.7
Sunday, February 02, 2014	3:00	0:10	20	30	22	18	-4	1.5	217	-2	1	0.0	0.0	0.0	0.0
Sunday, February 02, 2014	3:10	0:10	18	31	19	17	-4	1.0	218	-1	1	0.0	0.0	0.0	0.6
Sunday, February 02, 2014	3:20	0:10	19	29	20	18	-4	2.1	224	-2	1	0.0	0.6	0.0	0.0
Sunday, February 02, 2014	3:30	0:10	19	34	21	18	-4	2.0	222	-1	1	0.0	0.6	0.0	0.0
Sunday, February 02, 2014	3:40	0:10	19	28	21	18	-4	1.5	224	-1	1	0.0	0.2	0.0	0.0
Sunday, February 02, 2014	3:50	0:10	20	33	22	17	-1	1.4	225	-1	1	0.0	0.0	0.0	0.6
Sunday, February 02, 2014	4:00	0:10	19	42	20	16	0	1.2	221	-1	1	0.0	0.0	0.2	0.6
Sunday, February 02, 2014	4:10	0:10	17	35	19	16	-1	1.9	225	-1	1	0.0	0.0	0.2	0.9
Sunday, February 02, 2014	4:20	0:10	18	30	20	17	-1	1.4	229	-1	1	0.0	0.0	0.2	0.9
Sunday, February 02, 2014	4:30	0:10	22	34	24	17	-1	2.1	226	-1	1	0.0	0.0	0.2	0.7
Sunday, February 02, 2014	4:40	0:10	24	34	27	18	-1	2.7	234	-1	1	0.0	0.0	0.0	0.0
Sunday, February 02, 2014	4:50	0:10	22	34	24	19	-3	2.6	232	-1	1	0.0	0.0	0.2	0.7
Sunday, February 02, 2014	5:00	0:10	24	36	26	19	0	2.4	249	-1	1	0.0	0.0	0.0	0.0
Sunday, February 02, 2014	5:10	0:10	22	34	24	19	-1	1.9	249	-1	1	0.0	0.0	0.2	0.9
Sunday, February 02, 2014	5:20	0:10	23	33	25	21	-1	2.4	245	0	1	0.0	0.0	0.0	0.7
Sunday, February 02, 2014	5:30	0:10	25	36	28	20	0	2.4	252	0	1	0.0	0.0	0.0	0.7
Sunday, February 02, 2014	5:40	0:10	25	36	27	20	6	3.4	247	0	1	0.0	0.0	0.0	0.7
Sunday, February 02, 2014	5:50	0:10	32	50	32	24	96	4.4	265	0	1	0.0	0.0	0.4	0.9
Sunday, February 02, 2014	6:00	0:10	31	45	35	26	55	4.0	260	-1	1	0.0	0.0	0.2	0.9
Sunday, February 02, 2014	6:10	0:10	30	39	32	26	107	4.1	253	0	1	0.0	0.2	0.2	0.9
Sunday, February 02, 2014	6:20	0:10	30	39	33	24	58	3.6	254	0	1	0.0	0.0	0.0	0.6
Sunday, February 02, 2014	6:30	0:10	28	40	31	24	84	3.5	268	0	1	0.0	0.2	0.0	0.7
Sunday, February 02, 2014	6:40	0:10	35	48	39	29	19	3.5	260	0	1	0.0	0.2	0.0	0.9
Sunday, February 02, 2014	6:50	0:10	32	44	34	29	17	3.5	252	0	1	0.0	0.4	0.2	0.6
Sunday, February 02, 2014	7:00	0:10	31	40	34	27	13	3.1	254	0	1	0.0	0.2	0.2	0.7
Sunday, February 02, 2014	7:10	0:10	32	41	34	29	61	3.8	263	0	1	0.0	0.2	0.0	0.0
Sunday, February 02, 2014	7:20	0:10	31	44	34	27	15	2.9	263	0	1	0.0	0.0	0.0	0.4
Sunday, February 02, 2014	7:30	0:10	37	52	41	28	90	4.3	267	0	1	0.0	0.0	0.2	0.7
Sunday, February 02, 2014	7:40	0:10	33	47	36	28	127	5.0	272	1	1	0.0	0.0	0.2	1.1
Sunday, February 02, 2014	7:50	0:10	35	55	38	30	186	5.1	272	0	1	0.0	1.1	0.2	0.9
Sunday, February 02, 2014	8:00	0:10	36	48	40	30	302	6.0	275	1	1	0.2	0.7	0.2	0.9
Sunday, February 02, 2014	8:10	0:10	35	46	38	31	388	6.4	273	1	1	0.2	0.9	0.0	0.9
Sunday, February 02, 2014	8:20	0:10	36	52	38	33	460	6.8	272	1	1	0.2	0.7	0.2	1.3
Sunday, February 02, 2014	8:30	0:10	35	44	37	32	451	6.8	277	1	1	0.0	0.7	0.6	1.9
Sunday, February 02, 2014	8:40	0:10	35	49	37	32	362	6.3	284	1	1	0.0	0.7	0.2	1.7
Sunday, February 02, 2014	8:50	0:10	36	47	38	34	461	7.1	282	1	1	0.4	2.6	0.7	1.7
Sunday, February 02, 2014	9:00	0:10	41	57	41	35	493	7.0	281	1	1	0.0	0.6	0.6	2.2
Sunday, February 02, 2014	9:10	0:10	42	58	42	35	523	7.2	294	2	1	0.0	0.6	0.2	1.1
Sunday, February 02, 2014	9:20	0:10	36	45	38	34	568	7.3	287</						

Table B-1: Location A Winter Compliance Evaluation

Date	Time	Duration	Leq	Lmax	L(10)	L(90)	WT N2	WT N2	Onsite Met	Onsite Met	NWS Plymouth	Loc. A	Loc. A	Loc. 6	Loc. 6
	Start Time	(min)	(dBA)	(dBA)	(dBA)	(dBA)	Output (kW)	HH WS (m/s)	WD @ 75m (degrees)	Temp. (°C)	Precip. Obs.	Avg. WS @ 2m (m/s)	Gust WS @ 2m (m/s)	Avg. WS @ 2m (m/s)	Gust WS @ 2m (m/s)
Sunday, February 02, 2014	11:40	0:10	34	45	36	32	73	4.0	280	2		0.0	0.0	1.3	3.3
Sunday, February 02, 2014	11:50	0:10	34	56	35	31	176	5.1	279	2		0.0	0.0	1.3	2.6
Sunday, February 02, 2014	12:00	0:10	35	42	37	32	224	5.5	281	2		0.0	0.6	1.1	3.0
Sunday, February 02, 2014	12:10	0:10	38	46	40	34	287	5.8	284	2		0.2	0.7	1.3	3.2
Sunday, February 02, 2014	12:20	0:10	40	54	42	33	332	6.3	274	2		0.0	0.6	1.1	2.4
Sunday, February 02, 2014	12:30	0:10	39	49	41	35	371	6.4	277	2		0.2	1.1	1.3	3.3
Sunday, February 02, 2014	12:40	0:10	37	43	39	34	276	5.8	282	2		0.0	0.4	0.7	2.4
Sunday, February 02, 2014	12:50	0:10	38	50	40	33	223	5.5	287	1		0.0	0.7	0.9	3.0
Sunday, February 02, 2014	13:00	0:10	38	51	40	33	220	5.5	286	2		0.0	0.6	0.7	2.0
Sunday, February 02, 2014	13:10	0:10	39	47	41	34	293	5.8	285	1		0.0	0.7	0.6	1.9
Sunday, February 02, 2014	13:20	0:10	36	48	39	32	165	4.7	287	1		0.0	0.4	0.9	2.4
Sunday, February 02, 2014	13:30	0:10	37	46	39	33	-5	2.5	281	1		0.0	0.7	0.7	2.2
Sunday, February 02, 2014	13:40	0:10	39	54	40	34	84	4.0	280	1		0.0	0.4	0.9	1.9
Sunday, February 02, 2014	13:50	0:10	35	43	38	31	130	4.6	268	2		0.0	0.2	0.6	1.7
Sunday, February 02, 2014	14:00	0:10	40	60	40	34	254	5.6	290	2		0.2	1.1	0.7	3.0
Sunday, February 02, 2014	14:10	0:10	39	48	41	35	538	7.2	291	1		0.2	1.1	0.9	2.6
Sunday, February 02, 2014	14:20	0:10	38	45	40	35	438	6.7	296	1		0.0	1.1	0.6	2.4
Sunday, February 02, 2014	14:30	0:10	36	44	38	34	334	6.0	305	1		0.0	0.6	0.4	1.9
Sunday, February 02, 2014	14:40	0:10	36	45	39	33	366	6.3	303	1		0.0	1.1	0.6	1.9
Sunday, February 02, 2014	14:50	0:10	39	49	42	35	433	6.6	304	1		0.2	1.1	0.6	1.9
Sunday, February 02, 2014	15:00	0:10	38	48	40	36	587	7.4	301	1		0.2	1.1	0.4	1.5
Sunday, February 02, 2014	15:10	0:10	40	48	42	37	624	7.7	305	0		0.2	1.1	0.4	1.7
Sunday, February 02, 2014	15:20	0:10	41	50	43	38	641	7.6	305	0		0.0	0.7	0.4	1.7
Sunday, February 02, 2014	15:30	0:10	39	46	41	36	646	7.7	303	0		0.0	0.9	0.4	1.3
Sunday, February 02, 2014	15:40	0:10	40	46	42	38	757	7.9	306	0		0.2	0.9	0.4	1.5
Sunday, February 02, 2014	15:50	0:10	39	49	41	37	639	7.5	307	0		0.0	1.1	0.4	1.5
Sunday, February 02, 2014	16:00	0:10	40	48	42	38	761	7.8	307	0		0.0	0.9	0.6	2.0
Sunday, February 02, 2014	16:10	0:10	40	53	41	37	638	7.5	309	0		0.0	0.7	0.6	1.3
Sunday, February 02, 2014	16:20	0:10	39	57	40	37	605	7.3	311	0		0.0	0.6	0.4	1.5
Sunday, February 02, 2014	16:30	0:10	44	58	45	36	488	6.7	310	0		0.2	0.7	0.2	0.9
Sunday, February 02, 2014	16:40	0:10	44	61	43	34	427	6.6	306	0		0.0	0.9	0.2	1.3
Sunday, February 02, 2014	16:50	0:10	37	50	39	33	371	6.4	307	0		0.0	0.4	0.2	0.9
Sunday, February 02, 2014	17:00	0:10	37	43	39	35	440	6.7	304	-1		0.0	0.9	0.4	1.3
Sunday, February 02, 2014	17:10	0:10	39	54	41	36	527	7.1	307	-1		0.0	0.6	0.2	0.7
Sunday, February 02, 2014	17:20	0:10	37	43	39	35	529	7.0	312	-1		0.0	0.9	0.6	1.7
Sunday, February 02, 2014	17:30	0:10	38	51	40	36	486	7.0	305	-1		0.0	0.7	0.6	1.9
Sunday, February 02, 2014	17:40	0:10	40	47	42	37	626	7.6	311	-1		0.0	0.9	0.7	2.0
Sunday, February 02, 2014	17:50	0:10	41	47	42	38	632	7.4	305	-1		0.0	0.6	0.7	2.0
Sunday, February 02, 2014	18:00	0:10	38	46	40	35	401	6.3	316	-1		0.0	0.4	0.7	1.9
Sunday, February 02, 2014	18:10	0:10	39	46	41	36	487	6.9	306	-1		0.0	1.1	0.9	1.9
Sunday, February 02, 2014	18:20	0:10	38	45	40	34	403	6.6	308	-1		0.0	0.7	0.7	2.2
Sunday, February 02, 2014	18:30	0:10	39	46	41	36	483	7.1	307	-1		0.0	0.4	0.7	2.2
Sunday, February 02, 2014	18:40	0:10	37	53	40	34	258	5.7	316	-1		0.0	0.0	0.7	2.0
Sunday, February 02, 2014	18:50	0:10	38	44	40	35	445	7.0	315	-1	1	0.0	1.7	1.1	2.2
Sunday, February 02, 2014	19:00	0:10	39	44	40	37	470	7.1	317	-1	1	0.0	0.4	0.9	2.0
Sunday, February 02, 2014	19:10	0:10	37	42	38	35	362	6.5	319	-1	1	0.0	0.4	0.7	1.9
Sunday, February 02, 2014	19:20	0:10	36	41	38	33	320	6.4	318	-1	1	0.0	0.4	0.6	1.5
Sunday, February 02, 2014	19:30	0:10	36	52	39	32	272	6.0	319	-1	1	0.2	0.9	0.6	1.9
Sunday, February 02, 2014	19:40	0:10	35	41	37	33	355	6.5	324	-1	1	0.0	0.7	0.4	2.4
Sunday, February 02, 2014	19:50	0:10	35	42	37	33	344	6.4	325	-1		0.2	0.7	0.7	2.4
Sunday, February 02, 2014	20:00	0:10	34	40	36	32	334	6.4	321	-1		0.2	0.9	0.4	1.7
Sunday, February 02, 2014	20:10	0:10	34	39	35	33	281	6.2	324	-1		0.0	0.6	0.7	3.2
Sunday, February 02, 2014	20:20	0:10	34	41	36	32	262	5.9	321	-2		0.0	0.4	0.2	0.9
Sunday, February 02, 2014	20:30	0:10	37	44	39	34	370	6.7	320	-2		0.0	0.4	0.4	2.0
Sunday, February 02, 2014	20:40	0:10	43	49	45	41	795	8.6	316	-2		0.0	0.7	0.6	2.4
Sunday, February 02, 2014	20:50	0:10	43	50	45	41	1005	9.3	321	-2		0.2	0.9	0.6	1.7
Sunday, February 02, 2014	21:00	0:10	41	48	43	39	740	8.2	322	-2		0.2	1.1	0.6	1.7
Sunday, February 02, 2014	21:10	0:10	43	50	45	40	938	8.8	318	-2		0.2	0.7	0.7	2.2
Sunday, February 02, 2014	21:20	0:10	42	50	44	40	939	9.0	316	-2		0.0	0.9	0.7	1.9
Sunday, February 02, 2014	21:30	0:10	43	49	45	41	959	8.9	313	-2		0.2	1.1	0.6	1.9
Sunday, February 02, 2014	21:40	0:10	43	51	45	41	1084	9.2	319	-2		0.2	1.1	0.9	2.2
Sunday, February 02, 2014	21:50	0:10	43	51	45	40	1075	9.2	318	-2		0.2	1.9	0.7	2.4
Sunday, February 02, 2014	22:00	0:10	43	51	45	40	951	8.7	321	-2		0.4	2.4	0.6	1.7
Sunday, February 02, 2014	22:10	0:10	44	51	46	41	1068	9.2	320	-3		0.2	1.7	0.7	2.0
Sunday, February 02, 2014	22:20	0:10	42	52	44	40	1208	9.5	324	-3		0.0	1.3	0.7	2.2
Sunday, February 02, 2014	22:30	0:10	42	50	44	39	966	8.5	321	-3		0.2	2.8	0.7	2.2
Sunday, February 02, 2014	22:40	0:10	41	48	43	38	831	8.0	318	-3		0.2	2.6	1.1	2.4
Sunday, February 02, 2014	22:50	0:10	42	50	44	40	1329	9.8	313	-3		0.4	2.4	1.1	2.8
Sunday, February 02, 2014	23:00	0:10	43	50	45	40	1506	10.2	322	-3		0.2	1.9	1.3	4.1
Sunday, February 02, 2014	23:10	0:10	43	49	44	40	1731	11.2	327	-3		0.4	2.6	0.9	3.2
Sunday, February 02, 2014	23:20	0:10	42	50	43	40	1923	12.8	326	-4		0.4	2.6	0.9	2.4
Sunday, February 02, 2014	23:30	0:10	42	48	43	40	1949	12.1	328	-4		0.2	1.5	1.5	4.4
Sunday, February 02, 2014	23:40	0:10	42	50	44	40	1959	12.2	326	-4		0.4	2.4	0.9	3.0
Sunday, February 02, 2014	23:50	0:10	42	52	44	40	1960	11.9	323	-4		0.4	2.8	1.3	4.8
Monday, February 03, 2014	0:00	0:10	42	51	44	40	1767	11.2	325	-5		0.2	1.7	1.3	4.3
Monday, February 03, 2014	0:10	0:10	43	50	45	41	1811	11.6	326	-5		0.2	2.4	1.3	5.2
Monday, February 03, 2014	0:20	0:10	43	53	45	40	1597	10.3	327	-5		0.4	3.0	1.1	3.5
Monday, February 03, 2014	0:30	0:10	42	51	44	40	1870	12.1	323	-5		0.4	2.4	1.1	2.8
Monday, February 03, 2014	0:40	0:10	42	49	44	40	1717	11.2	327	-5		0.4	3.0	1.3	4.1
Monday, February 03, 2014	0:50	0:10	43	51	44	41	1790	11.5	324	-5		0.6	3.2	0.9	2.6
Monday, February 03, 2014	1:00	0:10	42	51	43	40	1883	11.9	321	-5		0.4	2.6	1.1	3.7
Monday, February 03, 2014	1:10	0:10	42	51	44	40	1559	10.5	318	-6		0.2	3.2	1.1	3.3
Monday, February 03, 2014	1:20	0:10	42	54	44	40	1893	12.2	316	-6		0.4	4.8	1.3	4.1
Monday, February 03, 2014	1:30	0:10	42	52	43	40	1954	12.9	321	-6		0.6	3.9	0.9	3.0
Monday, February 03, 2014	1:40	0:10	42	50	44	40	1600	10.7	323	-6		0.6	3.2	1.1	3.2
Monday, February 03, 2014	1:50	0:10	42	48	44	39	1470	10.3	320	-6		0.2	1.9	0.6	2.0
Monday, February 03, 2014	2:00	0:10	42	48	44	40	1209	9.4	317	-7		0.4	3.7	1.1	3.9
Monday, February 03, 2014	2:10	0:10	42	50	44	40	1516	10.5	320	-7		0.4	3.2	1.3	3.3
Monday, February 03, 2014	2:20	0:10	41	48	43										

Table B-1: Location A Winter Compliance Evaluation

Date	Time	Duration	Leq	Lmax	L(10)	L(90)	WT N2	WT N2	Onsite Met	Onsite Met	NWS Plymouth	Loc. A	Loc. A	Loc. 6	Loc. 6
	Start Time	(min)	(dBA)	(dBA)	(dBA)	(dBA)	Output (kW)	HH WS (m/s)	WD @ 75m (degrees)	Temp. (°C)	Precip. Obs.	Avg. WS @ 2m (m/s)	Gust WS @ 2m (m/s)	Avg. WS @ 2m (m/s)	Gust WS @ 2m (m/s)
Monday, February 03, 2014	4:40	0:10	32	47	34	28	66	3.9	325	-7		0.0	1.5	0.4	1.3
Monday, February 03, 2014	4:50	0:10	33	46	35	30	176	5.0	324	-7		0.0	0.0	0.6	2.0
Monday, February 03, 2014	5:00	0:10	33	53	35	29	130	4.6	326	-7		0.0	0.4	0.6	1.3
Monday, February 03, 2014	5:10	0:10	31	39	33	29	71	4.1	327	-7		0.0	0.0	0.4	1.3
Monday, February 03, 2014	5:20	0:10	30	37	32	28	55	3.7	323	-7		0.0	1.1	0.4	0.9
Monday, February 03, 2014	5:30	0:10	31	41	33	28	38	3.4	323	-7		0.0	0.2	0.4	1.3
Monday, February 03, 2014	5:40	0:10	32	43	34	29	65	3.8	324	-7		0.0	0.0	0.6	1.3
Monday, February 03, 2014	5:50	0:10	32	42	35	28	54	3.8	329	-7		0.0	0.0	0.7	2.0
Monday, February 03, 2014	6:00	0:10	35	52	37	30	150	4.8	329	-7		0.0	0.7	0.6	1.3
Monday, February 03, 2014	6:10	0:10	35	48	37	31	191	5.2	329	-7		0.0	0.0	0.6	1.3
Monday, February 03, 2014	6:20	0:10	35	45	38	32	224	5.4	323	-7		0.0	0.0	0.7	2.2
Monday, February 03, 2014	6:30	0:10	37	58	39	33	236	5.5	323	-7		0.0	0.2	0.7	2.4
Monday, February 03, 2014	6:40	0:10	36	47	38	33	247	5.6	325	-7		0.0	0.7	0.9	1.9
Monday, February 03, 2014	6:50	0:10	38	54	40	35	314	6.0	324	-7		0.0	0.9	0.6	2.2
Monday, February 03, 2014	7:00	0:10	38	54	40	33	245	5.5	323	-7		0.0	0.0	0.4	1.7
Monday, February 03, 2014	7:10	0:10	36	44	39	33	129	4.5	323	-7		0.0	0.0	0.6	1.7
Monday, February 03, 2014	7:20	0:10	36	45	37	33	135	4.5	329	-7		0.0	0.0	0.4	1.5
Monday, February 03, 2014	7:30	0:10	38	51	40	33	123	4.6	330	-7		0.0	0.6	0.4	1.5
Monday, February 03, 2014	7:40	0:10	34	43	36	31	81	4.1	334	-7		0.0	1.3	0.6	1.7
Monday, February 03, 2014	7:50	0:10	36	50	38	32	34	3.5	334	-7		0.0	0.2	0.7	1.7
Monday, February 03, 2014	8:00	0:10	36	46	39	31	97	4.4	341	-7		0.0	0.2	0.6	2.0
Monday, February 03, 2014	8:10	0:10	36	50	38	32	58	3.6	355	-7		0.0	0.9	0.6	1.7
Monday, February 03, 2014	8:20	0:10	35	47	38	32	6	2.9	350	-7		0.0	0.2	0.2	1.1
Monday, February 03, 2014	8:30	0:10	34	47	36	29	2	2.5	358	-7		0.0	1.1	0.4	1.9
Monday, February 03, 2014	8:40	0:10	39	57	42	32	1	2.7	354	-7		0.0	0.0	0.6	2.4
Monday, February 03, 2014	8:50	0:10	37	49	41	31	6	2.8	351	-7		0.0	0.0	0.4	2.2
Monday, February 03, 2014	9:00	0:10	40	56	45	30	-5	2.1	358	-7		0.0	1.5	0.2	1.9
Monday, February 03, 2014	9:10	0:10	36	50	39	29	-6	2.1	17	-6		0.0	1.1	0.2	0.7
Monday, February 03, 2014	9:20	0:10	36	48	39	30	-5	2.5	24	-6		0.0	0.4	0.6	1.3
Monday, February 03, 2014	9:30	0:10	37	56	39	29	-4	2.3	15	-6		0.0	1.1	0.6	1.5
Monday, February 03, 2014	9:40	0:10	39	59	39	30	-3	2.6	20	-6		0.2	1.3	0.4	1.7
Monday, February 03, 2014	9:50	0:10	36	54	39	28	1	2.6	1	-5		0.0	1.3	0.6	1.7
Monday, February 03, 2014	10:00	0:10	34	48	38	28	-4	2.4	1	-6		0.0	0.7	0.7	1.7
Monday, February 03, 2014	10:10	0:10	33	43	36	28	-4	2.3	1	-5		0.0	0.7	0.2	0.9
Monday, February 03, 2014	10:20	0:10	32	46	35	27	-4	2.3	347	-5		0.0	1.1	0.7	1.9
Monday, February 03, 2014	10:30	0:10	34	49	37	29	3	2.6	341	-5		0.2	1.1	0.4	1.7
Monday, February 03, 2014	10:40	0:10	33	44	36	28	-4	2.2	327	-5		0.4	1.7	0.4	1.5
Monday, February 03, 2014	10:50	0:10	32	46	36	25	-4	1.8	324	-5		0.0	0.6	0.4	1.1
Monday, February 03, 2014	11:00	0:10	32	53	34	25	-4	1.9	312	-5		0.0	1.3	0.4	0.9
Monday, February 03, 2014	11:10	0:10	32	42	35	26	-4	1.8	263	-5		0.0	1.1	0.2	1.1
Monday, February 03, 2014	11:20	0:10	31	50	34	26	-4	1.7	78	-4		0.2	1.1	0.2	0.9
Monday, February 03, 2014	11:30	0:10	34	49	37	27	-5	2.2	19	-4		0.2	1.9	0.6	1.5
Monday, February 03, 2014	11:40	0:10	33	48	37	24	-4	1.9	40	-5		0.0	0.7	0.2	1.7
Monday, February 03, 2014	11:50	0:10	30	42	33	24	-4	1.7	32	-5		0.2	1.1	0.7	1.5
Monday, February 03, 2014	12:00	0:10	32	43	34	27	-4	2.0	10	-5		0.2	1.1	0.6	1.7
Monday, February 03, 2014	12:10	0:10	29	43	32	22	-4	1.2	24	-4		0.2	1.1	0.6	1.1
Monday, February 03, 2014	12:20	0:10	29	40	32	24	-4	1.2	322	-4		0.4	1.3	0.6	1.1
Monday, February 03, 2014	12:30	0:10	33	49	37	24	-2	1.4	307	-4		0.4	1.3	0.6	1.7
Monday, February 03, 2014	12:40	0:10	30	52	32	25	0	1.1	276	-4		0.2	1.3	0.6	1.5
Monday, February 03, 2014	12:50	0:10	37	62	36	24	0	1.7	317	-4		0.4	1.1	0.4	1.5
Monday, February 03, 2014	13:00	0:10	36	47	39	30	0	2.3	340	-4		0.2	1.1	0.6	1.5
Monday, February 03, 2014	13:10	0:10	35	53	37	28	0	2.0	338	-4		0.4	1.7	0.4	1.1
Monday, February 03, 2014	13:20	0:10	33	48	36	26	-1	2.3	242	-4		0.2	1.1	0.4	1.1
Monday, February 03, 2014	13:30	0:10	30	42	32	24	0	2.1	312	-4		0.4	0.9	0.6	1.5
Monday, February 03, 2014	13:40	0:10	39	54	42	23	-1	2.4	351	-4		0.2	1.1	0.2	0.9
Monday, February 03, 2014	13:50	0:10	33	48	36	27	-3	2.9	336	-4		0.2	1.3	0.2	1.1
Monday, February 03, 2014	14:00	0:10	33	43	35	30	25	3.4	318	-4		0.4	1.5	0.4	1.1
Monday, February 03, 2014	14:10	0:10	33	45	35	29	81	4.0	327	-4		0.4	1.3	0.2	0.9
Monday, February 03, 2014	14:20	0:10	37	48	40	32	105	4.4	339	-4		0.4	1.9	0.6	1.5
Monday, February 03, 2014	14:30	0:10	35	52	38	30	61	3.8	342	-4		0.4	1.3	0.4	1.5
Monday, February 03, 2014	14:40	0:10	34	47	36	31	80	4.1	336	-4		0.6	1.9	0.6	1.5
Monday, February 03, 2014	14:50	0:10	34	50	37	31	111	4.4	328	-4		0.4	2.0	0.4	1.5
Monday, February 03, 2014	15:00	0:10	38	55	40	32	84	4.2	326	-4		0.4	1.9	0.4	1.7
Monday, February 03, 2014	15:10	0:10	32	39	34	30	11	2.9	317	-4		0.2	1.9	0.6	1.7
Monday, February 03, 2014	15:20	0:10	34	46	37	29	40	3.5	323	-4		0.2	0.9	0.6	1.7
Monday, February 03, 2014	15:30	0:10	36	46	38	32	112	4.3	311	-4		0.4	2.0	0.6	1.7
Monday, February 03, 2014	15:40	0:10	37	50	40	32	124	4.5	303	-4		0.2	1.7	0.7	1.7
Monday, February 03, 2014	15:50	0:10	35	47	37	31	185	5.1	302	-5		0.2	1.5	0.4	1.7
Monday, February 03, 2014	16:00	0:10	33	41	35	29	113	4.3	311	-5		0.2	2.4	0.6	1.7
Monday, February 03, 2014	16:10	0:10	33	44	35	30	148	4.8	305	-5		0.2	1.5	0.6	1.7
Monday, February 03, 2014	16:20	0:10	37	47	39	33	247	5.6	309	-5		0.4	1.3	0.7	1.7
Monday, February 03, 2014	16:30	0:10	36	45	39	33	208	5.2	305	-6		0.2	1.5	0.7	2.4
Monday, February 03, 2014	16:40	0:10	38	53	40	35	372	6.4	308	-6		0.2	0.7	0.6	1.9
Monday, February 03, 2014	16:50	0:10	38	54	40	36	411	6.5	308	-6		0.4	1.5	0.6	1.5
Monday, February 03, 2014	17:00	0:10	38	47	39	36	442	6.7	310	-6		0.2	1.1	0.2	1.3
Monday, February 03, 2014	17:10	0:10	39	54	42	34	399	6.4	314	-6		0.2	1.1	0.0	0.0
Monday, February 03, 2014	17:20	0:10	36	47	38	33	391	6.4	306	-7		0.4	1.5	0.0	0.0
Monday, February 03, 2014	17:30	0:10	35	43	37	32	266	5.6	307	-7		0.2	0.9	0.2	0.9
Monday, February 03, 2014	17:40	0:10	35	43	38	32	267	5.7	314	-7		0.2	1.1	0.0	0.6
Monday, February 03, 2014	17:50	0:10	36	47	39	32	273	5.8	315	-7		0.4	0.9	0.0	0.0
Monday, February 03, 2014	18:00	0:10	34	44	37	31	271	5.8	315	-7		0.2	1.1	0.0	0.7
Monday, February 03, 2014	18:10	0:10	34	44	37	30	230	5.4	318	-7		0.2	1.1	0.2	1.1
Monday, February 03, 2014	18:20	0:10	35	45	37	32	312	6.0	315	-7		0.2	1.3	0.4	1.1
Monday, February 03, 2014	18:30	0:10	34	52	36	32	300	5.9	321	-7		0.2	1.1	0.2	0.7
Monday, February 03, 2014	18:40	0:10	36	50	38	33	356	6.1	320	-7		0.2	0.9	0.4	1.3
Monday, February 03, 2014	18:50	0:10	35	44	37	32	325	6.0	322	-7		0.2	1.9	0.4	1.1
Monday, February 03, 2014	19:00	0:10	33	45	35	30	275	5.6	324	-7		0.2	0.4	0.6	1.1
Monday, February 03, 2014	19:10	0:10	34	44	35	31	288	5.9	318	-8		0.0	0.7	0.2	0.7
Monday, February 03, 2014	19:20	0:10	34	40	36	32	385	6.2	318	-7		0.2	0.7	0.0	0.4
Monday, February 03, 2014	19:30	0:10	36	45	38	34	490	6.9	319	-7</					

Table B-1: Location A Winter Compliance Evaluation

Date	Time	Duration	Leq	Lmax	L(10)	L(90)	WT N2	WT N2	Onsite Met	Onsite Met	NWS Plymouth	Loc. A	Loc. A	Loc. 6	Loc. 6
	Start Time	(min)	(dBA)	(dBA)	(dBA)	(dBA)	Output (kW)	HH WS (m/s)	WD @ 75m (degrees)	Temp. (°C)	Precip. Obs.	Avg. WS @ 2m (m/s)	Gust WS @ 2m (m/s)	Avg. WS @ 2m (m/s)	Gust WS @ 2m (m/s)
Monday, February 03, 2014	21:40	0:10	37	57	37	33	437	6.5	320	-9		0.0	0.6	0.0	0.6
Monday, February 03, 2014	21:50	0:10	36	54	37	31	362	6.2	324	-9		0.0	0.6	0.0	0.6
Monday, February 03, 2014	22:00	0:10	32	40	34	30	305	5.9	331	-9		0.2	0.7	0.0	0.4
Monday, February 03, 2014	22:10	0:10	32	44	34	30	266	5.7	329	-9		0.0	0.7	0.6	1.7
Monday, February 03, 2014	22:20	0:10	33	41	35	30	321	6.0	324	-10		0.4	1.5	0.6	1.3
Monday, February 03, 2014	22:30	0:10	33	44	35	30	313	5.9	326	-10		0.2	1.5	0.2	0.9
Monday, February 03, 2014	22:40	0:10	36	44	38	33	528	7.0	327	-10		0.0	0.6	0.0	0.7
Monday, February 03, 2014	22:50	0:10	37	57	39	35	659	7.5	320	-10		0.0	0.2	0.0	0.6
Monday, February 03, 2014	23:00	0:10	35	47	37	32	499	6.8	325	-10		0.0	0.7	0.0	0.6
Monday, February 03, 2014	23:10	0:10	32	43	34	29	293	5.7	331	-10		0.0	0.4	0.4	1.1
Monday, February 03, 2014	23:20	0:10	30	42	32	26	168	4.7	333	-10		0.0	0.0	0.7	1.3
Monday, February 03, 2014	23:30	0:10	29	41	32	25	46	3.5	326	-10		0.0	0.6	0.6	0.9
Monday, February 03, 2014	23:40	0:10	27	38	28	25	45	3.8	326	-10		0.0	0.0	0.0	1.1
Monday, February 03, 2014	23:50	0:10	28	36	30	26	126	4.6	324	-10		0.0	0.4	0.2	0.7
Tuesday, February 04, 2014	0:00	0:10	28	38	30	25	96	4.2	321	-10		0.2	0.6	0.0	0.6
Tuesday, February 04, 2014	0:10	0:10	28	54	27	24	71	3.9	329	-10		0.0	0.6	0.0	0.0
Tuesday, February 04, 2014	0:20	0:10	28	41	30	25	53	3.7	333	-10		0.2	0.7	0.0	0.0
Tuesday, February 04, 2014	0:30	0:10	27	46	29	25	65	4.1	336	-10		0.0	0.4	0.0	0.0
Tuesday, February 04, 2014	0:40	0:10	27	38	28	25	64	4.0	337	-10		0.0	0.6	0.0	0.0
Tuesday, February 04, 2014	0:50	0:10	28	46	30	25	101	4.4	329	-10		0.0	0.0	0.0	0.0
Tuesday, February 04, 2014	1:00	0:10	29	41	30	26	111	4.6	330	-10		0.0	0.0	0.0	0.0
Tuesday, February 04, 2014	1:10	0:10	27	35	28	26	107	4.5	329	-11		0.0	0.0	0.0	0.0
Tuesday, February 04, 2014	1:20	0:10	30	43	31	27	169	4.9	324	-11		0.0	0.4	0.2	0.6
Tuesday, February 04, 2014	1:30	0:10	30	39	32	27	242	5.6	324	-11		0.4	1.3	0.2	0.7
Tuesday, February 04, 2014	1:40	0:10	32	48	34	28	284	5.9	319	-11		0.4	1.3	0.4	0.9
Tuesday, February 04, 2014	1:50	0:10	33	44	35	30	388	6.5	320	-11		0.4	1.1	0.2	0.6
Tuesday, February 04, 2014	2:00	0:10	29	36	31	27	203	5.3	323	-11		0.4	1.3	0.0	0.0
Tuesday, February 04, 2014	2:10	0:10	28	40	29	27	162	4.7	328	-11		0.2	1.3	0.0	0.6
Tuesday, February 04, 2014	2:20	0:10	28	41	30	25	147	4.9	328	-11		0.0	0.6	0.2	0.6
Tuesday, February 04, 2014	2:30	0:10	29	38	31	27	248	5.5	330	-11		0.2	0.7	0.0	0.0
Tuesday, February 04, 2014	2:40	0:10	29	39	30	27	226	5.5	328	-11		0.2	0.9	0.2	0.7
Tuesday, February 04, 2014	2:50	0:10	32	38	34	29	320	6.0	323	-11		0.0	0.0	0.4	1.3
Tuesday, February 04, 2014	3:00	0:10	35	41	36	33	500	7.0	323	-11		0.0	0.7	0.7	1.5
Tuesday, February 04, 2014	3:10	0:10	34	41	36	31	381	6.2	323	-11		0.2	1.1	0.7	2.6
Tuesday, February 04, 2014	3:20	0:10	32	40	34	30	333	6.3	325	-11		0.2	0.9	0.2	0.7
Tuesday, February 04, 2014	3:30	0:10	32	47	34	29	290	5.7	326	-11		0.0	0.6	0.0	0.0
Tuesday, February 04, 2014	3:40	0:10	33	39	35	30	401	6.4	324	-11		0.2	1.1	0.0	0.0
Tuesday, February 04, 2014	3:50	0:10	33	42	35	31	409	6.5	320	-11		0.4	1.1	0.0	0.0
Tuesday, February 04, 2014	4:00	0:10	34	41	36	32	485	6.9	315	-12		0.2	0.9	0.0	0.0
Tuesday, February 04, 2014	4:10	0:10	37	43	38	34	610	7.3	318	-11		0.2	0.6	0.0	0.0
Tuesday, February 04, 2014	4:20	0:10	38	52	40	35	611	7.2	320	-11		0.2	0.7	0.0	0.0
Tuesday, February 04, 2014	4:30	0:10	40	50	42	36	826	8.2	324	-11		0.2	1.7	0.4	0.9
Tuesday, February 04, 2014	4:40	0:10	39	47	41	37	831	8.3	321	-12		0.0	0.9	0.4	1.7
Tuesday, February 04, 2014	4:50	0:10	41	56	43	38	1125	9.0	315	-12		0.2	1.1	0.9	2.8
Tuesday, February 04, 2014	5:00	0:10	40	50	42	38	1195	9.3	315	-12		0.2	1.1	0.7	1.7
Tuesday, February 04, 2014	5:10	0:10	41	58	44	37	962	8.4	318	-12		0.0	0.7	0.4	0.9
Tuesday, February 04, 2014	5:20	0:10	39	48	42	36	804	7.9	321	-12		0.2	0.9	0.0	0.6
Tuesday, February 04, 2014	5:30	0:10	37	43	39	35	774	7.8	322	-12		0.2	0.9	0.0	0.4
Tuesday, February 04, 2014	5:40	0:10	41	53	43	37	922	8.3	321	-12		0.2	0.6	0.0	0.6
Tuesday, February 04, 2014	5:50	0:10	40	49	42	36	917	8.3	323	-12		0.0	0.7	0.0	0.0
Tuesday, February 04, 2014	6:00	0:10	40	51	42	37	864	8.2	322	-12		0.0	0.6	0.0	0.0
Tuesday, February 04, 2014	6:10	0:10	41	55	43	37	1043	8.7	318	-12		0.0	0.7	0.0	0.0
Tuesday, February 04, 2014	6:20	0:10	39	48	41	36	813	7.8	320	-12		0.2	0.9	0.4	1.1
Tuesday, February 04, 2014	6:30	0:10	40	52	43	36	678	7.5	325	-12		0.2	0.7	0.6	2.0
Tuesday, February 04, 2014	6:40	0:10	42	53	44	39	848	8.1	314	-12		0.0	0.6	0.6	1.3
Tuesday, February 04, 2014	6:50	0:10	42	54	44	39	895	8.2	319	-13		0.2	0.9	0.7	1.5
Tuesday, February 04, 2014	7:00	0:10	43	60	44	39	1033	8.6	323	-13		0.2	0.9	0.6	1.5
Tuesday, February 04, 2014	7:10	0:10	43	52	45	40	1034	8.6	323	-13		0.4	0.9	0.6	1.3
Tuesday, February 04, 2014	7:20	0:10	41	49	44	38	763	7.7	323	-12		0.2	1.1	0.4	1.7
Tuesday, February 04, 2014	7:30	0:10	42	53	44	38	635	7.2	323	-12		0.4	1.5	0.6	1.5
Tuesday, February 04, 2014	7:40	0:10	39	51	41	36	566	7.0	323	-13		0.2	1.1	0.4	1.1
Tuesday, February 04, 2014	7:50	0:10	40	49	43	37	595	7.3	323	-12		0.0	0.9	0.7	1.7
Tuesday, February 04, 2014	8:00	0:10	40	49	43	37	738	7.6	319	-12		0.2	1.1	0.7	1.9
Tuesday, February 04, 2014	8:10	0:10	38	46	40	35	644	7.4	319	-12		0.2	1.1	0.9	2.4
Tuesday, February 04, 2014	8:20	0:10	39	48	40	36	654	7.5	324	-12		0.0	0.6	0.7	1.7
Tuesday, February 04, 2014	8:30	0:10	38	45	39	35	573	7.2	322	-11		0.4	1.1	0.7	2.4
Tuesday, February 04, 2014	8:40	0:10	36	44	38	34	387	6.5	323	-10		0.0	0.2	1.1	2.6
Tuesday, February 04, 2014	8:50	0:10	36	43	38	34	324	6.2	322	-10		0.0	0.6	1.3	2.8
Tuesday, February 04, 2014	9:00	0:10	42	55	46	36	464	7.0	321	-10		0.2	0.7	1.5	3.3
Tuesday, February 04, 2014	9:10	0:10	40	56	41	36	566	7.2	322	-9		0.2	0.7	1.3	3.5
Tuesday, February 04, 2014	9:20	0:10	38	49	40	35	521	6.9	320	-9		0.0	0.4	1.3	3.9
Tuesday, February 04, 2014	9:30	0:10	44	63	46	36	597	7.3	319	-9		0.0	0.7	1.1	3.5
Tuesday, February 04, 2014	9:40	0:10	44	59	45	42	782	7.9	312	-9		0.4	1.3	0.9	3.0
Tuesday, February 04, 2014	9:50	0:10	39	55	42	36	605	7.4	316	-9		0.4	1.3	0.9	3.0
Tuesday, February 04, 2014	10:00	0:10	38	47	41	35	427	6.5	316	-9		0.4	1.1	1.1	2.8
Tuesday, February 04, 2014	10:10	0:10	39	46	41	35	451	6.7	311	-8		0.4	2.2	1.1	2.6
Tuesday, February 04, 2014	10:20	0:10	38	48	41	36	467	6.9	304	-8		0.6	2.6	0.9	2.6
Tuesday, February 04, 2014	10:30	0:10	42	57	46	35	487	7.0	302	-8		0.2	2.0	1.1	2.4
Tuesday, February 04, 2014	10:40	0:10	38	48	40	35	362	6.3	301	-7		0.0	1.3	1.3	3.5
Tuesday, February 04, 2014	10:50	0:10	41	61	42	37	543	7.1	309	-7		0.4	2.2	1.3	3.0
Tuesday, February 04, 2014	11:00	0:10	42	51	44	38	769	8.0	311	-7		0.2	1.7	1.1	3.5
Tuesday, February 04, 2014	11:10	0:10	41	61	43	38	838	8.1	305	-7		0.2	2.0	1.3	5.0
Tuesday, February 04, 2014	11:20	0:10	40	46	42	36	574	7.3	299	-7		0.2	1.9	1.1	3.3
Tuesday, February 04, 2014	11:30	0:10	38	48	40	35	460	6.7	300	-7		0.2	3.0	1.1	2.6
Tuesday, February 04, 2014	11:40	0:10	40	52	42	37	533	7.1	299	-6		0.4	2.2	0.9	3.5
Tuesday, February 04, 2014	11:50	0:10	39	61	42	35	415	6.5	303	-6		0.6	3.7	1.1	3.3
Tuesday, February 04, 2014	12:00	0:10	37	46	39	34	377	6.3	299	-6		0.2	2.6	1.1	3.5
Tuesday, February 04, 2014	12:10	0:10	38	47	41	33	279	5.7	293	-6		0.4	2.2	0.9	3.0
Tuesday, February 04, 2014	12:20	0:10	37	50	40	33	398								

Table B-1: Location A Winter Compliance Evaluation

Date	Time	Duration	Leq	Lmax	L(10)	L(90)	WT N2	WT N2	Onsite Met	Onsite Met	NWS Plymouth	Loc. A	Loc. A	Loc. 6	Loc. 6	
	Start Time	(min)	(dBA)	(dBA)	(dBA)	(dBA)	Output (kW)	HH WS (m/s)	WD @ 75m (degrees)	Temp. (°C)	Precip. Obs.	Avg. WS @ 2m (m/s)	Gust WS @ 2m (m/s)	Avg. WS @ 2m (m/s)	Gust WS @ 2m (m/s)	
Tuesday, February 04, 2014	14:40	0:10	36	48	39	29	-5	5.8	309	-5		0.2	1.5	0.9	2.0	
Tuesday, February 04, 2014	14:50	0:10	32	44	35	28	-5	5.7	311	-5		0.2	2.2	0.9	2.2	
Tuesday, February 04, 2014	15:00	0:10	33	44	36	28	-3	6.0	307	-5		0.0	0.9	0.9	2.2	
Tuesday, February 04, 2014	15:10	0:10	34	44	37	28	-1	4.1	305	-5		0.0	1.9	0.7	2.2	
Tuesday, February 04, 2014	15:20	0:10	36	46	38	31	26.4	5.8	305	-5		0.0	0.6	0.6	2.2	
Tuesday, February 04, 2014	15:30	0:10	36	48	38	33	24.4	5.4	306	-5		0.0	0.4	0.7	2.0	
Tuesday, February 04, 2014	15:40	0:10	33	42	34	30	12.9	4.5	307	-5		0.0	0.2	0.7	1.7	
Tuesday, February 04, 2014	15:50	0:10	33	45	35	30	14.6	4.8	307	-6		0.0	0.4	0.6	1.7	
Tuesday, February 04, 2014	16:00	0:10	36	47	38	32	16.1	4.9	304	-6		0.0	0.2	0.6	1.5	
Tuesday, February 04, 2014	16:10	0:10	35	50	37	31	14.9	4.9	308	-6		0.0	0.0	0.6	2.0	
Tuesday, February 04, 2014	16:20	0:10	34	47	36	31	17.4	5.1	320	-6		0.0	0.6	0.6	1.9	
Tuesday, February 04, 2014	16:30	0:10	38	48	41	33	21.3	5.2	309	-7		0.0	0.6	0.2	1.1	
Tuesday, February 04, 2014	16:40	0:10	35	42	37	32	24.2	5.6	324	-7		0.0	0.0	0.4	0.9	
Tuesday, February 04, 2014	16:50	0:10	38	54	39	35	38.4	6.4	324	-7		0.0	0.2	0.2	0.9	
Tuesday, February 04, 2014	17:00	0:10	38	53	40	35	48.6	6.9	323	-7		0.0	0.0	0.6	1.5	
Tuesday, February 04, 2014	17:10	0:10	41	61	42	37	66.1	7.4	325	-7		0.0	0.4	0.4	0.9	
Tuesday, February 04, 2014	17:20	0:10	38	44	39	36	62.4	7.4	323	-7		0.0	0.4	0.2	0.9	
Tuesday, February 04, 2014	17:30	0:10	36	40	37	34	49.7	6.8	322	-7		0.0	0.7	0.2	0.7	
Tuesday, February 04, 2014	17:40	0:10	34	43	36	32	32.1	6.0	316	-7		0.0	0.0	0.4	1.7	
Tuesday, February 04, 2014	17:50	0:10	35	49	37	31	28.9	5.7	311	-7		0.0	0.2	0.7	1.9	
Tuesday, February 04, 2014	18:00	0:10	34	47	37	30	21.0	5.2	314	-7		0.0	0.2	0.9	2.4	
Tuesday, February 04, 2014	18:10	0:10	35	53	36	30	23.5	5.4	313	-8		0.0	0.0	0.6	1.5	
Tuesday, February 04, 2014	18:20	0:10	33	43	35	30	21.8	5.4	308	-8		0.0	0.0	0.4	1.5	
Tuesday, February 04, 2014	18:30	0:10	31	43	33	29	20.3	5.2	313	-8		0.0	0.0	0.2	0.9	
Tuesday, February 04, 2014	18:40	0:10	32	44	33	29	12.7	4.5	314	-8		0.0	0.0	0.2	0.7	
Tuesday, February 04, 2014	18:50	0:10	31	44	33	28	6.0	3.9	313	-8		0.0	0.0	0.0	0.0	
Tuesday, February 04, 2014	19:00	0:10	32	44	34	28	15.1	4.7	320	-8		0.0	0.0	0.0	0.0	
Tuesday, February 04, 2014	19:10	0:10	30	37	33	26	4.6	3.5	320	-8		0.0	0.0	0.0	0.0	
Tuesday, February 04, 2014	19:20	0:10	32	47	36	25	1	3.0	319	-8		0.0	0.0	0.0	0.0	
Tuesday, February 04, 2014	19:30	0:10	30	40	32	26	3	2.8	320	-8		0.0	0.0	0.0	0.4	
Tuesday, February 04, 2014	19:40	0:10	33	45	37	26	18	3.5	319	-8		0.0	0.0	0.0	0.4	
Tuesday, February 04, 2014	19:50	0:10	33	46	36	26	-4	2.6	315	-8		0.0	0.0	0.0	0.2	
Tuesday, February 04, 2014	20:00	0:10	28	36	30	25	-3	2.7	323	-8		0.0	0.0	0.0	0.6	
Tuesday, February 04, 2014	20:10	0:10	30	44	33	25	-4	2.6	316	-8		0.0	0.0	0.0	0.0	
Tuesday, February 04, 2014	20:20	0:10	30	40	33	26	-3	2.8	324	-8		0.0	0.0	0.6	1.1	
Tuesday, February 04, 2014	20:30	0:10	30	38	32	26	13	3.3	336	-8		0.0	0.0	0.6	1.5	
Tuesday, February 04, 2014	20:40	0:10	32	41	34	28	6.0	3.8	335	-7		0.0	0.0	0.0	0.6	
Tuesday, February 04, 2014	20:50	0:10	30	44	34	25	1	2.7	329	-7		0.0	0.0	0.0	0.0	
Tuesday, February 04, 2014	21:00	0:10	27	37	29	25	-5	2.7	323	-7		0.0	0.0	0.0	0.0	
Tuesday, February 04, 2014	21:10	0:10	26	32	27	23	-4	2.8	317	-7		0.0	0.0	0.0	0.0	
Tuesday, February 04, 2014	21:20	0:10	26	46	28	22	-8	2.8	329	-7		0.0	0.0	0.2	0.7	
Tuesday, February 04, 2014	21:30	0:10	27	38	30	23	-7	2.7	335	-7		0.0	0.0	0.0	0.6	
Tuesday, February 04, 2014	21:40	0:10	29	42	32	24	0	3.1	327	-7		0.0	0.0	0.0	0.7	
Tuesday, February 04, 2014	21:50	0:10	27	36	29	24	2	3.2	319	-7		0.0	0.0	0.2	0.9	
Tuesday, February 04, 2014	22:00	0:10	26	34	28	24	-5	3.1	320	-7		0.0	0.0	0.0	0.0	
Tuesday, February 04, 2014	22:10	0:10	25	42	26	23	-6	2.9	314	-7		0.0	0.0	0.0	0.0	
Tuesday, February 04, 2014	22:20	0:10	24	28	25	22	-7	2.7	306	-7		0.0	0.0	0.0	0.0	
Tuesday, February 04, 2014	22:30	0:10	28	43	30	25	16	3.5	317	-7		0.0	0.0	0.0	0.0	
Tuesday, February 04, 2014	22:40	0:10	28	42	30	24	26	3.4	321	-7		0.0	0.0	0.2	0.6	
Tuesday, February 04, 2014	22:50	0:10	26	33	28	24	-1	3.0	308	-7		0.0	0.0	0.2	0.6	
Tuesday, February 04, 2014	23:00	0:10	26	37	27	23	-1	3.1	317	-7		0.0	0.0	0.0	0.0	
Tuesday, February 04, 2014	23:10	0:10	25	35	27	23	-8	2.6	315	-7		0.0	0.0	0.0	0.0	
Tuesday, February 04, 2014	23:20	0:10	27	37	29	24	-1	3.0	317	-7		0.0	0.0	0.0	0.0	
Tuesday, February 04, 2014	23:30	0:10	29	40	31	25	11	3.0	315	-7		0.0	0.0	0.2	0.6	
Tuesday, February 04, 2014	23:40	0:10	27	33	29	26	34	3.6	323	-7		0.0	0.0	0.0	0.4	
Tuesday, February 04, 2014	23:50	0:10	27	32	28	25	38	3.6	332	-7		0.0	0.0	0.2	0.6	
Wednesday, February 05, 2014	0:00	0:10	29	39	31	26	40	3.7	341	-7		0.0	0.0	0.4	0.9	
Wednesday, February 05, 2014	0:10	0:10	27	40	30	24	1	3.2	346	-7		0.0	0.0	0.4	0.7	
Wednesday, February 05, 2014	0:20	0:10	23	33	25	20	-4	2.3	344	-7		0.0	0.0	0.2	0.7	
Wednesday, February 05, 2014	0:30	0:10	18	36	19	16	-4	2.1	352	-7		0.0	0.0	0.2	1.1	
Wednesday, February 05, 2014	0:40	0:10	26	37	32	16	-4	2.6	12	-7		0.0	0.0	0.4	1.1	
Wednesday, February 05, 2014	0:50	0:10	21	35	24	17	-4	2.1	12	-7		0.0	0.0	0.4	0.9	
Wednesday, February 05, 2014	1:00	0:10	19	38	21	16	-4	2.1	30	-7		0.0	0.0	0.6	1.1	
Wednesday, February 05, 2014	1:10	0:10	19	31	23	16	-3	2.7	49	-7		0.0	0.0	0.2	0.9	
Wednesday, February 05, 2014	1:20	0:10	27	46	28	17	-2	2.8	45	-7		0.0	0.0	0.6	1.1	
Wednesday, February 05, 2014	1:30	0:10	21	44	25	16	-1	2.8	41	-8		0.0	0.0	0.4	1.1	
Wednesday, February 05, 2014	1:40	0:10	25	44	28	15	0	2.5	39	-8		0.0	0.0	0.6	1.3	
Wednesday, February 05, 2014	1:50	0:10	20	34	22	16	-1	2.6	47	-7		0.0	0.0	0.4	0.9	
Wednesday, February 05, 2014	2:00	0:10	16	28	16	15	0	2.7	48	-7		0.0	0.0	0.2	0.7	
Wednesday, February 05, 2014	2:10	0:10	16	39	16	15	0	2.4	51	-7		0.0	0.0	0.0	0.0	
Wednesday, February 05, 2014	2:20	0:10	18	34	17	15	0	2.9	50	-7		0.0	0.0	0.0	0.0	
Wednesday, February 05, 2014	2:30	0:10	20	35	23	15	-1	3.4	55	-7		0.0	0.0	0.0	0.0	
Wednesday, February 05, 2014	2:40	0:10	19	37	21	15	0	3.0	73	-7		0.0	0.0	0.0	0.6	
Wednesday, February 05, 2014	2:50	0:10	22	39	27	15	-2	3.2	83	-8		0.0	0.0	0.6	1.3	
Wednesday, February 05, 2014	3:00	0:10	27	43	29	15	5.7	4.4	104	-8		0.0	0.0	0.6	1.1	
Wednesday, February 05, 2014	3:10	0:10	27	42	28	25	10.6	4.5	103	-8		0.0	0.0	0.2	1.1	
Wednesday, February 05, 2014	3:20	0:10	27	40	28	25	7.9	4.4	89	-8		0.0	0.0	0.0	0.0	
Wednesday, February 05, 2014	3:30	0:10	28	44	29	25	5.1	4.0	86	-8		0.0	0.0	0.0	0.6	
Wednesday, February 05, 2014	3:40	0:10	28	41	30	25	10.0	4.5	86	-8		0.0	0.0	0.2	0.6	
Wednesday, February 05, 2014	3:50	0:10	27	41	29	25	20.5	5.2	93	-8		0.0	0.0	0.6	1.1	
Wednesday, February 05, 2014	4:00	0:10	27	30	28	25	20.4	5.4	105	-8		0.0	0.0	0.7	1.7	
Wednesday, February 05, 2014	4:10	0:10	26	32	27	24	9.1	4.2	108	-8		0.0	0.0	0.4	0.9	
Wednesday, February 05, 2014	4:20	0:10	28	38	29	25	10.6	4.6	104	-8		0.0	0.0	0.0	0.0	
Wednesday, February 05, 2014	4:30	0:10	26	38	28	24	3.0	3.6	98	-8		0.0	0.0	0.0	0.6	
Wednesday, February 05, 2014	4:40	0:10	28	43	30	24	0	2.6	81	-9		0.0	0.0	0.0	0.6	
Wednesday, February 05, 2014	4:50	0:10	28	39	29	25	-8	2.6	72	-9		0.0	0.0	0.0	0.0	
Wednesday, February 05, 2014	5:00	0:10	28	39	31	25	-4	2.6	68	-9		0.0	0.0	0.0	0.0	
Wednesday, February 05, 2014	5:10	0:10	28	39	30	27	6.5	3.9	64	-9		0.0	0.0	0.2	0.7	
Wednesday, February 05, 2014	5:20	0:10	28	36	29	27	4.1	3.4	72	-10		1	0.0	0.0	0.2	0.9
Wednesday, February 05, 2014	5:30	0:10	28	40	29	26	13.9	4.5</								

Table B-1: Location A Winter Compliance Evaluation

Date	Time	Duration	Leq	Lmax	L(10)	L(90)	WT N2	WT N2	Onsite Met	Onsite Met	NWS Plymouth	Loc. A	Loc. A	Loc. 6	Loc. 6
	Start Time	(min)	(dBA)	(dBA)	(dBA)	(dBA)	Output (kW)	HH WS (m/s)	WD @ 75m (degrees)	Temp. (°C)	Precip. Obs.	Avg. WS @ 2m (m/s)	Gust WS @ 2m (m/s)	Avg. WS @ 2m (m/s)	Gust WS @ 2m (m/s)
Wednesday, February 05, 2014	7:40	0:10	31	61	30	28	87	4.1	81	-9	1	0.0	0.7	0.0	1.3
Wednesday, February 05, 2014	7:50	0:10	30	54	29	27	-2	2.5	78	-9	1	0.0	0.2	0.4	1.5
Wednesday, February 05, 2014	8:00	0:10	27	34	28	26	-5	2.4	76	-9	1	0.0	0.4	0.6	1.7
Wednesday, February 05, 2014	8:10	0:10	28	47	28	26	-7	2.4	78	-9	1	0.0	0.0	0.2	0.9
Wednesday, February 05, 2014	8:20	0:10	28	33	29	27	26	3.2	80	-9	1	0.0	1.3	0.6	1.7
Wednesday, February 05, 2014	8:30	0:10	28	34	29	27	114	4.3	77	-9	1	0.0	0.7	0.4	1.1
Wednesday, February 05, 2014	8:40	0:10	30	46	31	28	321	6.0	78	-9	1	0.0	0.4	0.6	1.5
Wednesday, February 05, 2014	8:50	0:10	31	37	33	29	600	7.5	76	-9	1	0.2	1.7	0.6	1.7
Wednesday, February 05, 2014	9:00	0:10	30	36	32	29	500	7.1	76	-9	1	0.2	1.5	0.4	1.3
Wednesday, February 05, 2014	9:10	0:10	30	35	32	29	410	6.5	81	-9	1	0.2	1.5	0.4	1.3
Wednesday, February 05, 2014	9:20	0:10	31	49	32	29	357	6.2	79	-9	1	0.4	2.4	0.6	2.2
Wednesday, February 05, 2014	9:30	0:10	32	38	33	30	571	7.3	79	-9	1	0.6	1.7	1.1	2.8
Wednesday, February 05, 2014	9:40	0:10	33	40	35	31	590	7.3	80	-9	1	0.6	2.2	1.5	3.9
Wednesday, February 05, 2014	9:50	0:10	35	44	37	32	686	7.8	76	-10	1	0.7	2.0	1.3	3.0
Wednesday, February 05, 2014	10:00	0:10	35	41	37	32	752	8.1	74	-10	1	0.6	1.9	1.3	3.2
Wednesday, February 05, 2014	10:10	0:10	35	42	37	32	739	7.8	79	-10	1	0.4	1.5	1.1	2.8
Wednesday, February 05, 2014	10:20	0:10	31	38	32	29	455	6.7	73	-10	1	0.2	1.3	1.1	2.4
Wednesday, February 05, 2014	10:30	0:10	34	43	36	31	793	7.8	76	-10	1	0.4	1.7	1.1	2.2
Wednesday, February 05, 2014	10:40	0:10	32	50	33	29	516	6.7	77	-10	1	0.6	2.2	1.3	3.0
Wednesday, February 05, 2014	10:50	0:10	31	40	33	29	415	6.7	77	-10	1	0.2	1.1	1.1	2.6
Wednesday, February 05, 2014	11:00	0:10	34	44	35	31	654	7.6	74	-10	1	0.6	1.7	1.1	3.3
Wednesday, February 05, 2014	11:10	0:10	32	39	34	30	716	7.9	75	-10	1	0.4	1.7	1.3	3.3
Wednesday, February 05, 2014	11:20	0:10	32	40	34	30	646	7.3	73	-10	1	0.6	2.0	0.7	2.0
Wednesday, February 05, 2014	11:30	0:10	34	42	36	32	967	8.4	74	-10	1	0.6	2.0	1.1	2.8
Wednesday, February 05, 2014	11:40	0:10	40	61	43	34	1096	8.5	77	-10	1	0.7	3.0	1.9	4.1
Wednesday, February 05, 2014	11:50	0:10	46	66	48	33	959	8.4	76	-10	1	0.4	3.2	1.1	3.0
Wednesday, February 05, 2014	12:00	0:10	37	45	39	35	1197	9.0	76	-10	1	0.4	2.0	1.1	3.3
Wednesday, February 05, 2014	12:10	0:10	38	44	39	36	1401	9.5	80	-10	1	0.4	2.8	1.3	3.5
Wednesday, February 05, 2014	12:20	0:10	38	45	40	36	1494	9.7	78	-10	1	0.4	1.7	1.5	3.7
Wednesday, February 05, 2014	12:30	0:10	40	58	41	36	1489	9.6	75	-10	1	0.7	2.2	1.9	4.6
Wednesday, February 05, 2014	12:40	0:10	39	65	40	36	1328	9.2	74	-10	1	0.6	3.3	1.3	3.2
Wednesday, February 05, 2014	12:50	0:10	38	50	39	35	1249	9.2	74	-10	1	0.4	2.6	1.7	4.8
Wednesday, February 05, 2014	13:00	0:10	36	45	38	34	1165	8.8	72	-10	1	0.4	2.2	0.6	2.0
Wednesday, February 05, 2014	13:10	0:10	37	53	38	33	1158	9.1	71	-10	1	0.4	1.7	0.9	2.8
Wednesday, February 05, 2014	13:20	0:10	36	45	38	34	1200	9.2	77	-9	1	0.7	2.0	1.3	3.7
Wednesday, February 05, 2014	13:30	0:10	37	43	38	36	1059	8.7	75	-9	1	0.7	2.4	1.5	3.2
Wednesday, February 05, 2014	13:40	0:10	36	49	38	33	911	8.1	74	-9	1	0.6	2.0	1.1	2.8
Wednesday, February 05, 2014	13:50	0:10	34	43	36	32	741	7.8	74	-9	1	0.4	1.5	1.1	3.0
Wednesday, February 05, 2014	14:00	0:10	36	64	33	25	-6	8.1	73	-9	1	0.4	1.7	1.3	2.8
Wednesday, February 05, 2014	14:10	0:10	31	59	32	26	-7	8.8	73	-9	1	0.4	3.5	1.1	3.7
Wednesday, February 05, 2014	14:20	0:10	27	34	28	25	-4	9.1	67	-9	1	0.4	2.6	0.6	1.7
Wednesday, February 05, 2014	14:30	0:10	27	38	29	24	-5	8.3	64	-9	1	0.6	2.2	0.9	3.5
Wednesday, February 05, 2014	14:40	0:10	27	38	28	24	-5	6.9	65	-9	1	0.2	1.3	0.6	2.2
Wednesday, February 05, 2014	14:50	0:10	28	49	30	24	-5	5.6	62	-9	1	0.2	0.7	0.6	1.9
Wednesday, February 05, 2014	15:00	0:10	28	41	31	24	-11	3.4	355	-9	1	0.2	1.9	0.4	1.7
Wednesday, February 05, 2014	15:10	0:10	34	47	39	27	-5	2.4	24	-9	1	0.2	1.3	0.2	0.9
Wednesday, February 05, 2014	15:20	0:10	35	43	38	31	13	3.0	37	-8	1	0.2	1.1	0.0	0.2
Wednesday, February 05, 2014	15:30	0:10	30	35	31	29	1	3.1	31	-8	1	0.0	0.6	0.2	0.7
Wednesday, February 05, 2014	15:40	0:10	28	38	29	26	-4	3.0	28	-8	1	0.0	0.0	0.2	0.9
Wednesday, February 05, 2014	15:50	0:10	27	51	28	25	-6	2.4	37	-8	1	0.0	0.0	0.0	0.6
Wednesday, February 05, 2014	16:00	0:10	25	33	29	23	-5	2.0	38	-8	1	0.0	0.0	0.0	0.6
Wednesday, February 05, 2014	16:10	0:10	25	38	26	23	-4	1.5	38	-8	1	0.0	0.0	0.0	0.2
Wednesday, February 05, 2014	16:20	0:10	41	68	41	23	-4	1.6	38	-8	1	0.0	0.0	0.0	0.0
Wednesday, February 05, 2014	16:30	0:10	31	53	28	23	-4	2.4	37	-8	1	0.0	0.0	0.0	0.0
Wednesday, February 05, 2014	16:40	0:10	43	70	43	25	-4	2.5	40	-8	1	0.0	0.0	0.0	0.0
Wednesday, February 05, 2014	16:50	0:10	32	63	30	23	0	2.2	44	-8	1	0.0	0.0	0.0	0.7
Wednesday, February 05, 2014	17:00	0:10	25	38	27	23	-3	3.0	51	-8	1	0.0	0.0	0.0	0.6
Wednesday, February 05, 2014	17:10	0:10	32	58	32	24	-4	2.7	52	-8	1	0.0	0.0	0.0	0.0
Wednesday, February 05, 2014	17:20	0:10	28	46	29	23	-4	1.8	46	-8	1	0.0	0.0	0.0	0.0
Wednesday, February 05, 2014	17:30	0:10	24	34	26	21	-4	1.4	43	-8	1	0.0	0.0	0.0	0.6
Wednesday, February 05, 2014	17:40	0:10	25	34	28	22	-4	2.1	43	-8	1	0.0	0.0	0.2	0.7
Wednesday, February 05, 2014	17:50	0:10	30	41	33	26	-8	3.1	26	-8	1	0.0	0.4	0.0	0.0
Wednesday, February 05, 2014	18:00	0:10	28	47	29	26	6	2.6	24	-8	1	0.0	0.6	0.0	0.6
Wednesday, February 05, 2014	18:10	0:10	29	46	32	27	69	3.5	13	-8	1	0.0	0.4	0.0	0.6
Wednesday, February 05, 2014	18:20	0:10	36	65	39	28	117	4.3	359	-8	1	0.2	0.9	0.2	0.7
Wednesday, February 05, 2014	18:30	0:10	31	39	32	28	174	4.8	355	-8	1	0.0	0.2	0.2	0.9
Wednesday, February 05, 2014	18:40	0:10	30	40	32	28	198	4.9	349	-9	1	0.2	1.1	0.2	0.9
Wednesday, February 05, 2014	18:50	0:10	31	39	33	28	164	4.7	347	-9	1	0.2	1.1	0.2	0.7
Wednesday, February 05, 2014	19:00	0:10	31	41	33	28	182	4.6	345	-9	1	0.0	1.1	0.2	1.1
Wednesday, February 05, 2014	19:10	0:10	35	42	37	32	406	6.0	339	-9	1	0.4	1.7	0.4	1.7
Wednesday, February 05, 2014	19:20	0:10	35	51	37	31	468	6.0	332	-9	1	0.2	0.9	0.4	1.5
Wednesday, February 05, 2014	19:30	0:10	34	53	35	29	315	5.5	333	-9	1	0.6	2.0	0.4	1.1
Wednesday, February 05, 2014	19:40	0:10	35	50	36	29	200	4.9	340	-9	1	0.2	0.9	0.7	1.9
Wednesday, February 05, 2014	19:50	0:10	35	43	37	31	398	5.9	335	-9	1	0.2	1.3	0.6	1.1
Wednesday, February 05, 2014	20:00	0:10	37	45	39	33	629	6.9	322	-9	1	0.2	1.1	0.4	1.1
Wednesday, February 05, 2014	20:10	0:10	38	46	40	35	808	7.6	318	-9	1	0.4	1.3	0.2	0.9
Wednesday, February 05, 2014	20:20	0:10	37	45	39	34	727	7.1	324	-9	1	0.2	1.1	0.4	0.9
Wednesday, February 05, 2014	20:30	0:10	35	46	37	30	526	6.1	322	-9	1	0.4	1.5	0.6	1.1
Wednesday, February 05, 2014	20:40	0:10	34	44	36	31	535	6.3	322	-9	1	0.4	1.3	1.1	3.5
Wednesday, February 05, 2014	20:50	0:10	39	58	41	34	621	6.4	322	-9	1	0.2	1.3	1.1	2.8
Wednesday, February 05, 2014	21:00	0:10	37	46	40	34	805	7.3	319	-9	1	0.4	2.2	0.7	1.7
Wednesday, February 05, 2014	21:10	0:10	38	46	40	36	1185	8.3	317	-10	1	0.4	1.3	0.9	3.5
Wednesday, February 05, 2014	21:20	0:10	38	45	40	35	1012	7.9	325	-10	1	0.2	1.3	0.7	2.2
Wednesday, February 05, 2014	21:30	0:10	39	46	41	37	1156	8.6	328	-10	1	0.2	1.3	0.7	2.6
Wednesday, February 05, 2014	21:40	0:10	40	47	42	38	1652	10.2	329	-10	1	0.4	1.7	0.7	2.8
Wednesday, February 05, 2014	21:50	0:10	40	48	42	38	1547	8.9	324	-10	1	0.4	2.8	0.9	3.0
Wednesday, February 05, 2014	22:00	0:10	40	47	42	37	1468	9.1	325	-10	1	0.4	1.9	0.7	2.4
Wednesday, February 05, 2014	22:10	0:10	39	45	41	36	1020	8.1	329	-10	1	0.7	3.0	0.7	1.9
Wednesday, February															

Table B-1: Location A Winter Compliance Evaluation

Date	Time	Duration	Leq	Lmax	L(10)	L(90)	WT N2	WT N2	Onsite Met	Onsite Met	NWS Plymouth	Loc. A	Loc. A	Loc. 6	Loc. 6
	Start Time	(min)	(dBA)	(dBA)	(dBA)	(dBA)	Output (kW)	HH WS (m/s)	WD @ 75m (degrees)	Temp. (°C)	Precip. Obs.	Avg. WS @ 2m (m/s)	Gust WS @ 2m (m/s)	Avg. WS @ 2m (m/s)	Gust WS @ 2m (m/s)
Thursday, February 06, 2014	0:40	0:10	40	47	41	38	1934	10.8	329	-12		0.4	2.2	0.9	3.0
Thursday, February 06, 2014	0:50	0:10	40	50	43	38	1869	10.7	322	-12		0.6	3.5	1.3	4.4
Thursday, February 06, 2014	1:00	0:10	40	48	42	38	1879	10.4	326	-13		0.6	1.9	1.3	4.1
Thursday, February 06, 2014	1:10	0:10	40	48	42	37	1887	10.3	328	-13	1	0.2	2.0	1.1	3.2
Thursday, February 06, 2014	1:20	0:10	39	48	41	37	1995	10.9	323	-13	1	0.7	2.0	0.9	3.7
Thursday, February 06, 2014	1:30	0:10	40	47	42	38	1931	10.6	325	-13		0.7	2.6	0.7	2.8
Thursday, February 06, 2014	1:40	0:10	40	49	42	38	1939	11.0	327	-13		0.6	2.6	0.9	4.3
Thursday, February 06, 2014	1:50	0:10	40	48	42	38	1882	10.7	328	-13		0.6	2.4	0.9	2.8
Thursday, February 06, 2014	2:00	0:10	32	46	35	23	133	9.1	324	-14		0.4	1.3	0.7	2.4
Thursday, February 06, 2014	2:10	0:10	25	45	26	21	-10	9.4	325	-14	1	0.4	1.7	0.6	2.2
Thursday, February 06, 2014	2:20	0:10	28	43	31	25	-6	11.7	330	-14	1	0.4	1.7	0.6	3.7
Thursday, February 06, 2014	2:30	0:10	29	45	30	26	-4	10.2	335	-14		0.2	1.1	1.3	3.5
Thursday, February 06, 2014	2:40	0:10	32	47	35	27	-4	10.4	323	-15		0.6	2.2	1.3	3.7
Thursday, February 06, 2014	2:50	0:10	30	44	32	26	-4	10.5	325	-15		0.2	1.3	0.7	2.0
Thursday, February 06, 2014	3:00	0:10	40	50	43	37	1604	9.6	325	-15		0.2	1.1	0.9	2.4
Thursday, February 06, 2014	3:10	0:10	39	46	41	36	1351	7.8	331	-15		0.2	1.5	0.9	2.8
Thursday, February 06, 2014	3:20	0:10	37	43	39	35	794	6.9	338	-15		0.2	1.3	0.6	1.5
Thursday, February 06, 2014	3:30	0:10	35	41	37	33	620	6.5	332	-15		0.2	1.9	0.7	1.9
Thursday, February 06, 2014	3:40	0:10	37	47	39	33	783	7.3	337	-15		0.2	1.1	0.9	2.8
Thursday, February 06, 2014	3:50	0:10	39	49	41	37	1340	8.3	339	-15		0.2	0.9	1.3	3.0
Thursday, February 06, 2014	4:00	0:10	40	49	42	37	1331	8.6	332	-15		0.6	3.3	1.3	2.4
Thursday, February 06, 2014	4:10	0:10	40	47	42	38	1818	10.1	331	-15		0.4	2.6	2.2	5.0
Thursday, February 06, 2014	4:20	0:10	41	54	43	38	1925	11.3	332	-15		0.4	2.2	2.2	4.4
Thursday, February 06, 2014	4:30	0:10	40	50	42	38	1732	10.5	334	-16		0.7	2.2	2.2	4.6
Thursday, February 06, 2014	4:40	0:10	41	55	43	38	1407	9.0	337	-16		0.9	3.5	1.9	4.6
Thursday, February 06, 2014	4:50	0:10	41	50	43	39	1669	10.2	332	-16		0.6	2.4	1.3	4.1
Thursday, February 06, 2014	5:00	0:10	41	49	43	38	1442	9.5	333	-16		0.7	4.1	1.5	6.1
Thursday, February 06, 2014	5:10	0:10	42	52	44	39	1767	10.5	326	-16		0.7	3.5	1.5	4.1
Thursday, February 06, 2014	5:20	0:10	42	58	44	38	1797	10.7	332	-16		0.6	3.3	1.5	3.3
Thursday, February 06, 2014	5:30	0:10	41	56	43	38	1944	11.4	334	-17		0.4	2.2	1.5	3.3
Thursday, February 06, 2014	5:40	0:10	41	50	42	38	1996	12.4	331	-17		0.4	3.3	1.1	3.0
Thursday, February 06, 2014	5:50	0:10	41	48	42	38	1856	10.2	325	-17		0.4	2.4	1.3	4.4
Thursday, February 06, 2014	6:00	0:10	40	47	42	38	1792	10.2	320	-17		0.4	1.9	1.5	3.5
Thursday, February 06, 2014	6:10	0:10	40	48	42	38	1824	10.6	321	-18		0.4	3.3	0.9	3.9
Thursday, February 06, 2014	6:20	0:10	40	48	42	38	1691	9.5	322	-18		0.2	2.6	1.3	3.2
Thursday, February 06, 2014	6:30	0:10	40	47	41	37	1667	9.6	322	-18		0.2	1.5	1.1	4.3
Thursday, February 06, 2014	6:40	0:10	40	48	41	37	1407	8.6	323	-18		0.4	2.0	1.1	2.4
Thursday, February 06, 2014	6:50	0:10	40	48	43	37	1202	8.4	323	-18		0.4	2.4	0.9	2.6
Thursday, February 06, 2014	7:00	0:10	38	50	40	35	721	6.7	322	-18		0.4	1.9	0.7	3.2
Thursday, February 06, 2014	7:10	0:10	39	51	41	36	853	6.9	320	-18		0.2	1.7	0.9	2.4
Thursday, February 06, 2014	7:20	0:10	37	47	39	35	810	7.1	315	-18		0.2	1.7	1.1	2.6
Thursday, February 06, 2014	7:30	0:10	39	57	41	36	1233	8.3	313	-18		0.2	1.3	1.1	2.2
Thursday, February 06, 2014	7:40	0:10	40	48	42	38	1506	9.0	313	-18		0.2	1.7	1.1	3.0
Thursday, February 06, 2014	7:50	0:10	40	48	42	37	1529	8.5	310	-18		0.0	1.1	0.9	2.2
Thursday, February 06, 2014	8:00	0:10	39	48	41	37	1474	8.3	306	-18		0.0	1.1	1.3	3.0
Thursday, February 06, 2014	8:10	0:10	38	45	41	36	978	7.7	311	-18		0.2	1.9	1.1	3.2
Thursday, February 06, 2014	8:20	0:10	42	65	42	37	1111	8.3	311	-18		0.0	0.9	1.1	3.0
Thursday, February 06, 2014	8:30	0:10	37	44	39	35	839	7.5	307	-17		0.0	0.4	0.9	2.0
Thursday, February 06, 2014	8:40	0:10	37	44	39	35	739	7.3	303	-17		0.2	2.8	0.7	2.0
Thursday, February 06, 2014	8:50	0:10	38	47	40	35	979	8.0	305	-17		0.4	2.2	0.9	3.3
Thursday, February 06, 2014	9:00	0:10	39	47	41	35	1001	8.0	305	-17		0.0	1.7	1.1	3.7
Thursday, February 06, 2014	9:10	0:10	39	47	41	36	941	7.8	309	-17		0.0	1.7	1.1	2.6
Thursday, February 06, 2014	9:20	0:10	39	47	41	36	977	7.9	308	-17		0.0	1.5	1.1	2.6
Thursday, February 06, 2014	9:30	0:10	39	46	41	37	1059	8.2	307	-16		0.0	1.1	1.3	3.3
Thursday, February 06, 2014	9:40	0:10	40	51	43	37	878	7.7	306	-16		0.2	1.5	1.1	3.0
Thursday, February 06, 2014	9:50	0:10	38	48	40	36	741	7.2	303	-16		0.2	2.2	1.1	3.9
Thursday, February 06, 2014	10:00	0:10	40	59	43	36	774	7.6	302	-15		0.2	1.9	0.9	2.6
Thursday, February 06, 2014	10:10	0:10	41	57	45	35	722	7.5	307	-15		0.2	2.8	0.9	3.2
Thursday, February 06, 2014	10:20	0:10	38	57	39	35	657	7.4	314	-15		0.2	1.7	0.7	3.0
Thursday, February 06, 2014	10:30	0:10	36	43	38	34	561	7.1	317	-15		0.2	1.7	0.6	1.5
Thursday, February 06, 2014	10:40	0:10	36	44	38	34	493	6.8	319	-14		0.2	1.9	0.7	1.7
Thursday, February 06, 2014	10:50	0:10	35	44	37	32	376	6.3	320	-14		0.0	1.3	0.6	1.9
Thursday, February 06, 2014	11:00	0:10	36	63	37	31	312	5.8	320	-14		0.4	2.0	0.9	2.0
Thursday, February 06, 2014	11:10	0:10	34	46	36	31	299	5.8	320	-14		0.2	1.5	0.7	2.4
Thursday, February 06, 2014	11:20	0:10	34	46	35	31	256	5.5	322	-14		0.2	1.7	0.6	2.0
Thursday, February 06, 2014	11:30	0:10	34	42	36	31	344	6.2	312	-14		0.0	0.7	0.9	2.6
Thursday, February 06, 2014	11:40	0:10	34	49	36	31	328	6.1	309	-14		0.0	1.9	0.9	2.8
Thursday, February 06, 2014	11:50	0:10	34	56	35	29	196	5.2	309	-13		0.0	1.1	1.1	3.0
Thursday, February 06, 2014	12:00	0:10	35	54	37	31	296	5.8	307	-13		0.2	1.7	0.7	2.4
Thursday, February 06, 2014	12:10	0:10	34	45	37	31	324	5.8	304	-12		0.0	1.3	0.6	2.0
Thursday, February 06, 2014	12:20	0:10	34	41	36	30	347	6.3	311	-12		0.0	1.1	0.7	2.6
Thursday, February 06, 2014	12:30	0:10	35	43	37	32	386	6.4	309	-12		0.2	1.5	0.9	2.8
Thursday, February 06, 2014	12:40	0:10	36	46	38	33	523	6.9	303	-11		0.2	2.2	0.9	3.2
Thursday, February 06, 2014	12:50	0:10	37	43	39	34	613	7.4	316	-11		0.2	1.5	1.3	3.0
Thursday, February 06, 2014	13:00	0:10	38	50	40	35	680	7.5	318	-11		0.2	1.7	0.9	3.0
Thursday, February 06, 2014	13:10	0:10	44	67	40	35	543	6.9	317	-11		0.4	1.5	0.6	1.7
Thursday, February 06, 2014	13:20	0:10	40	65	41	35	534	6.9	320	-11		0.2	1.7	1.1	3.0
Thursday, February 06, 2014	13:30	0:10	38	48	40	35	609	7.3	306	-11		0.0	1.5	2.0	4.3
Thursday, February 06, 2014	13:40	0:10	47	70	44	36	605	7.1	304	-11		0.2	1.7	0.9	2.8
Thursday, February 06, 2014	13:50	0:10	52	85	45	34	461	6.5	299	-10		0.2	2.2	0.9	2.2
Thursday, February 06, 2014	14:00	0:10	39	55	43	28	114	5.7	305	-10		0.0	0.6	1.1	3.2
Thursday, February 06, 2014	14:10	0:10	33	56	35	24	-8	5.2	306	-10		0.0	1.1	0.9	2.4
Thursday, February 06, 2014	14:20	0:10	34	55	36	26	-5	5.2	306	-10		0.0	0.9	0.7	2.4
Thursday, February 06, 2014	14:30	0:10	39	60	36	32	-5	5.4	306	-10		0.0	0.6	0.9	2.6
Thursday, February 06, 2014	14:40	0:10	34	56	35	30	-5	4.7	305	-10		0.0	0.7	0.9	2.4
Thursday, February 06, 2014	14:50	0:10	33	51	36	27	-5	4.1	307	-10		0.0	1.5	0.9	2.4
Thursday, February 06, 2014	15:00	0:10	34	47	37	29	87	5.4	303	-10		0.0	0.4	0.4	1.5
Thursday, February 06, 2014	15:10	0:10	33	47	35	28	235	5.6	298	-10		0.0	1.5	0.4	1.5
Thursday, February 06, 2014</															

Table B-1: Location A Winter Compliance Evaluation

Date	Time	Duration	Leq	Lmax	L(10)	L(90)	WT N2	WT N2	Onsite Met	Onsite Met	NWS Plymouth	Loc. A	Loc. A	Loc. 6	Loc. 6
	Start Time	(min)	(dBA)	(dBA)	(dBA)	(dBA)	Output (kW)	HH WS (m/s)	WD @ 75m (degrees)	Temp. (°C)	Precip. Obs.	Avg. WS @ 2m (m/s)	Gust WS @ 2m (m/s)	Avg. WS @ 2m (m/s)	Gust WS @ 2m (m/s)
Thursday, February 06, 2014	17:40	0:10	38	64	36	29	11	3.3	277	-14		0.0	0.0	0.0	0.0
Thursday, February 06, 2014	17:50	0:10	34	48	36	29	37	3.6	281	-14		0.0	0.0	0.0	0.0
Thursday, February 06, 2014	18:00	0:10	32	40	34	28	33	3.6	279	-14		0.0	0.0	0.0	0.0
Thursday, February 06, 2014	18:10	0:10	32	42	35	29	17	3.2	274	-14		0.0	0.0	0.0	0.0
Thursday, February 06, 2014	18:20	0:10	32	43	34	28	-1	2.8	270	-14		0.0	0.0	0.0	0.0
Thursday, February 06, 2014	18:30	0:10	31	44	34	26	-6	2.6	266	-14		0.0	0.0	0.0	0.0
Thursday, February 06, 2014	18:40	0:10	28	40	30	25	-7	2.7	268	-14		0.0	0.0	0.0	0.0
Thursday, February 06, 2014	18:50	0:10	31	41	33	27	-4	2.6	267	-13		0.0	0.0	0.0	0.0
Thursday, February 06, 2014	19:00	0:10	30	39	33	26	-5	2.4	264	-13		0.0	0.0	0.0	0.0
Thursday, February 06, 2014	19:10	0:10	31	50	33	26	-5	2.8	263	-13		0.0	0.0	0.0	0.0
Thursday, February 06, 2014	19:20	0:10	34	45	38	27	-7	2.9	258	-13		0.0	0.0	0.0	0.0
Thursday, February 06, 2014	19:30	0:10	29	39	32	24	-8	2.5	251	-12		0.0	0.0	0.0	0.6
Thursday, February 06, 2014	19:40	0:10	27	37	30	23	-4	2.5	253	-12		0.0	0.0	0.0	0.0
Thursday, February 06, 2014	19:50	0:10	27	36	30	24	-8	2.6	257	-12		0.0	0.0	0.0	0.0
Thursday, February 06, 2014	20:00	0:10	30	43	33	24	2	3.1	260	-12		0.0	0.0	0.0	0.0
Thursday, February 06, 2014	20:10	0:10	34	48	39	24	16	3.3	268	-13		0.0	0.0	0.0	0.6
Thursday, February 06, 2014	20:20	0:10	30	39	32	24	51	3.9	275	-13		0.0	0.0	0.2	0.7
Thursday, February 06, 2014	20:30	0:10	31	39	34	26	137	4.9	271	-13		0.0	0.0	0.0	0.0
Thursday, February 06, 2014	20:40	0:10	28	38	31	24	129	4.7	267	-13		0.0	0.0	0.2	0.9
Thursday, February 06, 2014	20:50	0:10	27	38	30	23	33	3.5	260	-12		0.0	0.0	0.2	0.9
Thursday, February 06, 2014	21:00	0:10	31	46	34	25	-7	2.5	255	-12		0.0	0.0	0.0	0.4
Thursday, February 06, 2014	21:10	0:10	28	49	30	22	-5	2.1	255	-12		0.0	0.0	0.0	0.0
Thursday, February 06, 2014	21:20	0:10	27	37	30	24	28	3.5	256	-12		0.0	0.0	0.0	0.0
Thursday, February 06, 2014	21:30	0:10	28	41	30	24	12	2.7	256	-12		0.0	0.0	0.2	0.6
Thursday, February 06, 2014	21:40	0:10	28	41	31	24	26	3.4	255	-12		0.0	0.0	0.4	0.7
Thursday, February 06, 2014	21:50	0:10	26	39	28	23	32	3.4	256	-12		0.0	0.0	0.4	1.3
Thursday, February 06, 2014	22:00	0:10	27	34	30	25	123	4.4	258	-12		0.0	0.0	0.0	0.0
Thursday, February 06, 2014	22:10	0:10	36	65	30	25	196	4.9	259	-12		0.0	0.0	0.2	0.9
Thursday, February 06, 2014	22:20	0:10	28	37	30	25	166	4.6	258	-12		0.0	0.0	0.2	1.5
Thursday, February 06, 2014	22:30	0:10	30	49	32	25	57	3.8	257	-13		0.0	0.0	0.4	1.1
Thursday, February 06, 2014	22:40	0:10	28	46	31	21	-4	2.5	257	-13		0.0	0.0	0.2	0.7
Thursday, February 06, 2014	22:50	0:10	22	29	25	19	-4	2.1	259	-13		0.0	0.0	0.2	0.9
Thursday, February 06, 2014	23:00	0:10	20	30	23	17	-4	1.7	264	-13		0.0	0.0	0.2	1.5
Thursday, February 06, 2014	23:10	0:10	25	37	29	18	-5	2.0	267	-14		0.0	0.0	0.2	0.7
Thursday, February 06, 2014	23:20	0:10	29	47	29	17	-4	2.2	264	-14		0.0	0.0	0.4	1.1
Thursday, February 06, 2014	23:30	0:10	25	37	28	19	-4	2.1	266	-14		0.0	0.0	0.4	1.1
Thursday, February 06, 2014	23:40	0:10	26	41	29	21	4	2.9	268	-14		0.0	0.0	0.0	0.6
Thursday, February 06, 2014	23:50	0:10	26	50	28	22	3	2.8	270	-14		0.0	0.0	0.2	0.7
Friday, February 07, 2014	0:00	0:10	25	36	26	23	-4	2.7	270	-14		0.0	0.0	0.0	0.0
Friday, February 07, 2014	0:10	0:10	24	33	27	22	33	3.5	275	-14		0.0	0.0	0.0	0.7
Friday, February 07, 2014	0:20	0:10	25	33	27	23	104	4.4	272	-14		0.0	0.0	0.0	0.9
Friday, February 07, 2014	0:30	0:10	29	38	32	25	320	5.7	273	-14		0.0	0.4	0.0	0.4
Friday, February 07, 2014	0:40	0:10	27	35	30	23	194	4.7	270	-14		0.0	0.0	0.2	1.3
Friday, February 07, 2014	0:50	0:10	25	37	27	23	86	3.8	268	-14		0.0	0.0	0.2	1.1
Friday, February 07, 2014	1:00	0:10	29	46	30	23	132	4.2	268	-14		0.0	0.0	0.4	2.4
Friday, February 07, 2014	1:10	0:10	27	35	28	25	353	5.8	273	-14		0.0	0.0	0.6	2.2
Friday, February 07, 2014	1:20	0:10	28	37	31	25	265	5.8	274	-14		0.0	0.0	0.6	2.0
Friday, February 07, 2014	1:30	0:10	34	52	35	27	493	6.7	280	-14		0.0	0.0	0.4	1.5
Friday, February 07, 2014	1:40	0:10	34	41	36	30	523	6.8	288	-14		0.0	0.0	0.0	0.7
Friday, February 07, 2014	1:50	0:10	36	43	38	33	851	8.1	284	-14		0.0	0.0	0.2	1.5
Friday, February 07, 2014	2:00	0:10	25	39	24	19	63	7.0	280	-14		0.0	0.0	0.2	0.9
Friday, February 07, 2014	2:10	0:10	21	34	24	18	-7	7.8	281	-14		0.0	0.0	0.6	2.0
Friday, February 07, 2014	2:20	0:10	21	36	23	18	-5	7.6	293	-14		0.0	0.0	0.4	1.5
Friday, February 07, 2014	2:30	0:10	26	56	27	19	-5	8.9	285	-14		0.0	0.0	0.2	1.3
Friday, February 07, 2014	2:40	0:10	22	30	24	20	-4	9.9	280	-14		0.0	0.0	0.9	2.8
Friday, February 07, 2014	2:50	0:10	27	46	24	20	-4	9.6	276	-14		0.0	0.0	0.9	2.4
Friday, February 07, 2014	3:00	0:10	37	47	39	21	1093	10.0	276	-14		0.0	0.0	1.3	3.3
Friday, February 07, 2014	3:10	0:10	36	48	38	33	1004	8.4	273	-14		0.0	0.0	1.5	3.2
Friday, February 07, 2014	3:20	0:10	34	41	36	32	938	8.2	276	-14		0.0	0.0	1.1	2.6
Friday, February 07, 2014	3:30	0:10	32	38	34	30	720	7.4	278	-14		0.0	0.0	0.7	2.0
Friday, February 07, 2014	3:40	0:10	35	44	37	32	1058	8.9	279	-14		0.0	0.0	0.6	2.2
Friday, February 07, 2014	3:50	0:10	36	43	38	33	1151	9.1	277	-14		0.0	0.0	0.7	2.4
Friday, February 07, 2014	4:00	0:10	36	43	38	34	1022	8.5	277	-14		0.0	0.0	1.3	4.4
Friday, February 07, 2014	4:10	0:10	36	44	38	32	888	8.1	274	-14		0.0	0.0	0.7	2.0
Friday, February 07, 2014	4:20	0:10	36	54	37	32	722	7.7	280	-14		0.0	0.0	0.7	2.6
Friday, February 07, 2014	4:30	0:10	36	47	38	33	1065	8.7	276	-14		0.0	0.0	1.5	3.0
Friday, February 07, 2014	4:40	0:10	34	45	37	31	671	7.4	276	-14		0.0	0.0	1.5	3.7
Friday, February 07, 2014	4:50	0:10	34	51	36	30	535	6.9	272	-14		0.0	0.0	1.9	3.9
Friday, February 07, 2014	5:00	0:10	31	37	33	28	436	6.6	272	-14		0.0	0.0	1.5	3.5
Friday, February 07, 2014	5:10	0:10	33	51	34	29	372	6.4	274	-14		0.0	0.0	1.5	3.3
Friday, February 07, 2014	5:20	0:10	33	46	35	27	325	5.9	272	-14		0.0	0.0	1.5	4.6
Friday, February 07, 2014	5:30	0:10	34	47	38	28	308	6.0	274	-14		0.0	0.0	1.5	2.8
Friday, February 07, 2014	5:40	0:10	31	41	33	27	335	6.1	273	-14		0.0	0.0	1.7	3.7
Friday, February 07, 2014	5:50	0:10	33	44	35	29	538	7.1	274	-14		0.0	0.0	1.3	2.8
Friday, February 07, 2014	6:00	0:10	34	40	36	32	629	7.4	273	-14		0.0	0.6	1.5	3.9
Friday, February 07, 2014	6:10	0:10	36	48	38	33	600	7.4	273	-14		0.0	0.0	0.7	2.8
Friday, February 07, 2014	6:20	0:10	34	42	36	32	579	7.3	274	-14		0.0	0.0	0.6	1.5
Friday, February 07, 2014	6:30	0:10	34	42	36	31	344	6.1	271	-14		0.0	0.0	0.4	1.9
Friday, February 07, 2014	6:40	0:10	37	48	39	31	324	5.8	271	-14		0.0	0.0	0.2	1.3
Friday, February 07, 2014	6:50	0:10	37	52	40	30	132	3.9	268	-14		0.0	0.0	0.4	1.7
Friday, February 07, 2014	7:00	0:10	36	47	39	31	143	4.0	268	-14		0.0	0.0	0.6	2.2
Friday, February 07, 2014	7:10	0:10	34	46	36	32	244	4.8	267	-14		0.0	0.0	1.1	3.2
Friday, February 07, 2014	7:20	0:10	35	45	37	33	378	5.8	268	-14		0.0	0.0	1.3	3.2
Friday, February 07, 2014	7:30	0:10	38	50	41	32	384	6.1	268	-14		0.0	0.0	0.9	3.0
Friday, February 07, 2014	7:40	0:10	38	49	40	36	638	7.3	268	-14		0.0	0.0	0.9	2.2
Friday, February 07, 2014	7:50	0:10	38	49	41	34	585	7.2	269	-14		0.0	0.0	1.1	3.2
Friday, February 07, 2014	8:00	0:10	38	48	41	34	257	5.3	269	-14		0.0	0.0	0.9	3.0
Friday, February 07, 2014	8:10	0:10	37	44	39	34	505	6.9	274	-13		0.0	0.0	1.3	3.2
Friday, February 07, 2014	8:20	0:10	38	45	40	35	886	8.2	273	-13		0.0	0.0	1.	

Table B-1: Location A Winter Compliance Evaluation

Date	Time	Duration	Leq	Lmax	L(10)	L(90)	WT N2	WT N2	Onsite Met	Onsite Met	NWS Plymouth	Loc. A	Loc. A	Loc. 6	Loc. 6
	Start Time	(min)	(dBA)	(dBA)	(dBA)	(dBA)	Output (kW)	HH WS (m/s)	WD @ 75m (degrees)	Temp. (°C)	Precip. Obs.	Avg. WS @ 2m (m/s)	Gust WS @ 2m (m/s)	Avg. WS @ 2m (m/s)	Gust WS @ 2m (m/s)
Friday, February 07, 2014	10:40	0:10	41	57	43	36	812	8.0	263	-10		0.4	3.0	1.9	5.0
Friday, February 07, 2014	10:50	0:10	40	53	42	36	859	8.2	276	-10		0.2	3.2	1.3	5.2
Friday, February 07, 2014	11:00	0:10	40	46	43	38	1211	9.2	290	-9		0.4	3.0	1.3	3.5
Friday, February 07, 2014	11:10	0:10	41	48	43	38	1242	9.2	289	-10		0.4	3.0	1.1	3.5
Friday, February 07, 2014	11:20	0:10	41	48	43	39	1142	9.1	290	-9		0.4	2.0	1.5	4.1
Friday, February 07, 2014	11:30	0:10	41	57	43	38	1010	8.5	290	-9		0.4	4.8	1.5	3.7
Friday, February 07, 2014	11:40	0:10	42	56	43	39	1144	9.0	285	-9		0.6	3.9	1.5	4.8
Friday, February 07, 2014	11:50	0:10	41	52	42	38	1041	8.6	280	-9		0.6	2.2	1.1	2.8
Friday, February 07, 2014	12:00	0:10	38	48	40	36	588	7.4	279	-8		0.2	2.2	1.7	3.5
Friday, February 07, 2014	12:10	0:10	41	54	44	37	980	8.9	282	-9		0.7	3.0	1.7	3.9
Friday, February 07, 2014	12:20	0:10	40	52	42	38	1294	9.5	279	-9		0.4	2.4	1.7	4.8
Friday, February 07, 2014	12:30	0:10	41	53	44	36	1090	9.0	279	-10		0.2	2.4	1.5	3.9
Friday, February 07, 2014	12:40	0:10	38	53	40	35	872	8.1	275	-9		0.2	2.8	1.1	3.2
Friday, February 07, 2014	12:50	0:10	41	65	43	36	999	8.7	282	-8		0.2	3.5	1.9	3.9
Friday, February 07, 2014	13:00	0:10	40	66	42	37	950	8.4	292	-7		0.4	3.0	2.2	5.7
Friday, February 07, 2014	13:10	0:10	37	51	40	33	546	6.9	267	-8		0.6	3.2	1.7	3.9
Friday, February 07, 2014	13:20	0:10	38	50	40	35	408	6.5	290	-7		0.4	2.6	1.3	3.5
Friday, February 07, 2014	13:30	0:10	38	51	41	33	353	5.8	290	-7		0.7	3.5	1.7	5.2
Friday, February 07, 2014	13:40	0:10	39	53	42	33	441	6.9	292	-7		0.4	2.8	1.7	3.9
Friday, February 07, 2014	13:50	0:10	39	53	41	36	1094	9.0	274	-7		0.2	2.4	1.7	5.4
Friday, February 07, 2014	14:00	0:10	35	45	38	31	48	6.1	275	-8		0.6	3.5	1.1	2.8
Friday, February 07, 2014	14:10	0:10	34	45	36	30	-9	7.5	286	-7		0.2	1.7	1.9	4.6
Friday, February 07, 2014	14:20	0:10	35	45	37	29	-7	6.7	287	-7		0.2	2.4	1.9	3.9
Friday, February 07, 2014	14:30	0:10	35	52	37	30	-5	7.7	272	-7		0.4	3.0	1.5	3.0
Friday, February 07, 2014	14:40	0:10	34	44	36	29	-4	6.8	266	-8		0.2	2.0	1.9	5.0
Friday, February 07, 2014	14:50	0:10	32	48	34	27	-4	6.8	258	-8		0.2	1.7	1.5	3.7
Friday, February 07, 2014	15:00	0:10	34	47	36	29	283	6.3	272	-8		0.0	1.9	0.9	3.5
Friday, February 07, 2014	15:10	0:10	36	47	38	31	165	5.1	279	-7		0.0	1.1	1.1	4.1
Friday, February 07, 2014	15:20	0:10	36	49	39	31	200	5.4	274	-8		0.2	1.7	1.3	4.8
Friday, February 07, 2014	15:30	0:10	38	50	41	33	293	5.9	279	-8		0.0	1.7	1.3	3.7
Friday, February 07, 2014	15:40	0:10	47	66	47	32	248	5.5	279	-8		0.0	0.0	1.3	3.3
Friday, February 07, 2014	15:50	0:10	33	42	35	30	341	6.0	275	-8		0.0	0.4	1.3	2.8
Friday, February 07, 2014	16:00	0:10	37	48	39	33	402	6.5	283	-8		0.0	1.1	1.3	3.5
Friday, February 07, 2014	16:10	0:10	36	48	38	31	306	6.0	267	-9		0.0	1.3	0.7	1.5
Friday, February 07, 2014	16:20	0:10	36	46	38	32	340	6.3	250	-9		0.0	0.2	0.7	3.0
Friday, February 07, 2014	16:30	0:10	35	48	38	28	194	4.9	264	-9		0.0	0.6	0.7	1.9
Friday, February 07, 2014	16:40	0:10	33	44	36	29	90	4.2	257	-9		0.0	0.0	0.7	2.2
Friday, February 07, 2014	16:50	0:10	34	41	36	30	141	4.7	249	-10		0.0	0.0	0.6	1.9
Friday, February 07, 2014	17:00	0:10	32	41	34	28	51	3.5	253	-10		0.0	0.0	0.7	2.8
Friday, February 07, 2014	17:10	0:10	34	48	36	28	39	3.2	251	-10		0.0	0.0	0.6	2.0
Friday, February 07, 2014	17:20	0:10	35	45	38	29	159	4.7	244	-10		0.0	0.0	0.7	1.9
Friday, February 07, 2014	17:30	0:10	34	56	36	30	334	6.1	245	-10		0.0	0.0	0.4	1.5
Friday, February 07, 2014	17:40	0:10	33	50	35	30	271	5.7	244	-10		0.0	0.0	0.2	0.7
Friday, February 07, 2014	17:50	0:10	38	49	41	31	154	4.6	247	-10		0.0	0.0	0.4	3.5
Friday, February 07, 2014	18:00	0:10	36	57	38	30	89	3.6	251	-10		0.0	0.0	0.9	2.2
Friday, February 07, 2014	18:10	0:10	33	48	36	28	165	4.4	253	-10		0.0	0.0	1.3	3.0
Friday, February 07, 2014	18:20	0:10	37	59	40	31	341	5.6	254	-10		0.0	0.0	1.5	3.5
Friday, February 07, 2014	18:30	0:10	36	48	38	32	470	6.7	254	-10		0.0	0.0	1.1	2.4
Friday, February 07, 2014	18:40	0:10	34	44	37	30	278	5.4	260	-10		0.0	0.6	1.5	3.5
Friday, February 07, 2014	18:50	0:10	32	43	34	28	204	5.0	254	-10		0.0	0.0	1.5	4.4
Friday, February 07, 2014	19:00	0:10	33	43	35	29	240	5.3	256	-10		0.0	0.0	1.5	4.4
Friday, February 07, 2014	19:10	0:10	34	43	36	31	647	7.0	248	-10		0.0	0.7	2.0	4.3
Friday, February 07, 2014	19:20	0:10	35	46	36	32	775	7.4	256	-10		0.0	0.0	1.9	4.1
Friday, February 07, 2014	19:30	0:10	37	48	39	34	747	7.4	259	-10		0.0	0.4	1.9	4.6
Friday, February 07, 2014	19:40	0:10	36	50	38	33	1014	8.5	262	-10		0.0	0.0	1.3	4.6
Friday, February 07, 2014	19:50	0:10	34	41	36	32	732	7.6	267	-11		0.0	0.0	1.5	3.5
Friday, February 07, 2014	20:00	0:10	35	44	37	32	808	7.5	272	-11		0.0	0.0	1.5	3.3
Friday, February 07, 2014	20:10	0:10	36	43	37	34	1128	8.3	270	-11		0.0	0.0	1.7	4.1
Friday, February 07, 2014	20:20	0:10	36	43	38	34	1045	8.4	274	-11		0.0	0.0	1.7	4.6
Friday, February 07, 2014	20:30	0:10	39	63	41	34	1041	8.2	269	-11		0.0	0.0	1.9	3.9
Friday, February 07, 2014	20:40	0:10	38	63	38	35	1429	9.6	267	-11		0.0	0.0	2.0	3.9
Friday, February 07, 2014	20:50	0:10	39	53	40	36	1585	9.6	270	-11		0.0	2.0	1.9	3.9
Friday, February 07, 2014	21:00	0:10	38	47	40	37	1790	10.4	271	-11		0.0	1.5	1.7	4.3
Friday, February 07, 2014	21:10	0:10	44	55	46	40	1994	14.0	265	-11		0.2	3.0	2.0	5.7
Friday, February 07, 2014	21:20	0:10	43	57	46	39	1993	13.4	263	-11		0.2	2.0	2.0	5.0
Friday, February 07, 2014	21:30	0:10	42	50	45	37	1935	12.2	266	-11		0.2	3.3	2.0	5.0
Friday, February 07, 2014	21:40	0:10	38	44	40	36	1806	11.5	270	-11		0.0	0.2	2.6	6.7
Friday, February 07, 2014	21:50	0:10	39	48	40	37	1905	12.0	277	-12		0.0	0.9	2.4	6.1
Friday, February 07, 2014	22:00	0:10	39	47	41	37	1898	11.9	282	-12		0.0	1.1	2.8	5.2
Friday, February 07, 2014	22:10	0:10	39	48	41	36	1675	10.9	278	-12		0.0	1.5	2.4	5.0
Friday, February 07, 2014	22:20	0:10	39	47	41	36	1407	10.0	287	-12		0.0	0.0	2.0	6.3
Friday, February 07, 2014	22:30	0:10	39	50	41	36	1549	10.2	280	-12		0.2	1.7	2.2	6.3
Friday, February 07, 2014	22:40	0:10	39	47	41	36	986	8.8	278	-12		0.0	0.0	2.2	4.8
Friday, February 07, 2014	22:50	0:10	38	45	40	35	865	8.1	285	-12		0.0	0.4	2.2	4.6
Friday, February 07, 2014	23:00	0:10	36	45	38	31	507	7.2	278	-12		0.2	2.4	1.9	4.8
Friday, February 07, 2014	23:10	0:10	33	48	36	28	287	5.8	286	-12		0.0	0.6	1.9	4.3
Friday, February 07, 2014	23:20	0:10	30	40	32	27	157	5.0	280	-12		0.0	0.0	1.5	3.3
Friday, February 07, 2014	23:30	0:10	31	37	33	28	121	4.5	274	-12		0.0	0.0	1.5	3.7
Friday, February 07, 2014	23:40	0:10	33	44	35	30	278	5.9	280	-12		0.0	0.0	1.5	3.3
Friday, February 07, 2014	23:50	0:10	31	41	34	27	218	5.4	270	-12		0.0	0.6	1.5	3.9
Saturday, February 08, 2014	0:00	0:10	31	45	33	28	300	6.1	268	-12		0.0	0.0	0.9	4.3
Saturday, February 08, 2014	0:10	0:10	32	40	35	28	402	6.8	267	-12		0.0	0.4	0.7	2.6
Saturday, February 08, 2014	0:20	0:10	31	40	33	28	442	6.5	265	-13		0.0	0.0	1.1	3.3
Saturday, February 08, 2014	0:30	0:10	34	48	36	28	726	7.8	266	-13		0.0	0.0	1.3	3.7
Saturday, February 08, 2014	0:40	0:10	33	42	35	29	646	7.5	258	-13		0.0	0.0	1.3	3.7
Saturday, February 08, 2014	0:50	0:10	34	44	36	28	1046	8.4	259	-13		0.0	0.0	0.6	1.9
Saturday, February 08, 2014	1:00	0:10	32	41	35	29	412	6.7	265	-13		0.0	0.2	0.9	2.8
Saturday, February 08, 2014	1:10	0:10	36	44	38	33	675	7.5	272	-13		0.0	0.2	0.9	2.6
Saturday, February 08, 2014	1:20	0:10</													

Table B-1: Location A Winter Compliance Evaluation

Date	Time	Duration	Leq	Lmax	L(10)	L(90)	WT N2	WT N2	Onsite Met	Onsite Met	NWS Plymouth	Loc. A	Loc. A	Loc. 6	Loc. 6
	Start Time	(min)	(dBA)	(dBA)	(dBA)	(dBA)	Output (kW)	HH WS (m/s)	WD @ 75m (degrees)	Temp. (°C)	Precip. Obs.	Avg. WS @ 2m (m/s)	Gust WS @ 2m (m/s)	Avg. WS @ 2m (m/s)	Gust WS @ 2m (m/s)
Saturday, February 08, 2014	3:40	0:10	31	43	34	25	466	6.6	278	-15		0.0	1.9	1.7	4.6
Saturday, February 08, 2014	3:50	0:10	35	46	37	31	813	7.8	278	-15		0.0	1.1	1.1	3.9
Saturday, February 08, 2014	4:00	0:10	36	46	38	33	1001	8.6	281	-15		0.0	2.0	1.7	4.3
Saturday, February 08, 2014	4:10	0:10	36	44	38	33	1129	8.7	283	-15		0.0	0.4	1.9	4.3
Saturday, February 08, 2014	4:20	0:10	36	46	38	34	1610	10.3	286	-15		0.0	0.9	1.5	3.7
Saturday, February 08, 2014	4:30	0:10	36	46	38	34	1456	9.6	286	-15		0.0	1.1	1.3	4.1
Saturday, February 08, 2014	4:40	0:10	37	46	39	35	1526	10.0	284	-15		0.0	0.9	1.5	4.1
Saturday, February 08, 2014	4:50	0:10	38	45	40	35	1519	10.1	285	-15		0.0	0.6	1.9	3.9
Saturday, February 08, 2014	5:00	0:10	37	46	39	34	1407	9.5	284	-15		0.0	0.6	1.1	3.0
Saturday, February 08, 2014	5:10	0:10	36	45	38	33	1060	8.6	283	-15		0.0	0.7	0.7	2.2
Saturday, February 08, 2014	5:20	0:10	36	46	38	31	844	7.9	281	-15		0.0	0.6	1.1	3.5
Saturday, February 08, 2014	5:30	0:10	33	41	35	30	454	6.4	282	-15		0.0	0.6	0.9	3.9
Saturday, February 08, 2014	5:40	0:10	34	44	37	31	759	7.7	280	-15		0.0	0.7	1.7	4.1
Saturday, February 08, 2014	5:50	0:10	34	42	37	31	681	7.3	278	-15		0.2	0.9	1.1	3.0
Saturday, February 08, 2014	6:00	0:10	35	47	37	31	752	7.7	278	-15		0.2	1.5	1.3	3.9
Saturday, February 08, 2014	6:10	0:10	35	46	37	33	929	8.3	277	-15		0.2	1.5	1.1	3.9
Saturday, February 08, 2014	6:20	0:10	35	43	37	33	832	7.9	276	-15		0.2	0.6	0.9	3.0
Saturday, February 08, 2014	6:30	0:10	32	42	35	29	350	5.9	277	-15		0.0	0.9	0.7	2.2
Saturday, February 08, 2014	6:40	0:10	34	44	36	31	485	6.8	277	-15		0.0	0.9	0.6	2.4
Saturday, February 08, 2014	6:50	0:10	34	43	37	31	497	6.8	278	-15		0.0	0.7	0.9	2.8
Saturday, February 08, 2014	7:00	0:10	33	43	35	31	601	7.0	279	-16		0.0	0.7	0.7	1.5
Saturday, February 08, 2014	7:10	0:10	35	47	37	30	368	5.9	279	-16		0.0	0.0	1.1	2.8
Saturday, February 08, 2014	7:20	0:10	37	52	39	31	457	6.6	281	-16		0.0	0.6	0.9	2.8
Saturday, February 08, 2014	7:30	0:10	35	47	38	31	640	7.5	279	-16		0.0	0.7	1.1	2.6
Saturday, February 08, 2014	7:40	0:10	35	42	37	32	657	7.4	279	-15		0.2	1.1	1.1	3.9
Saturday, February 08, 2014	7:50	0:10	36	48	38	31	778	7.7	280	-15		0.0	1.1	1.5	3.7
Saturday, February 08, 2014	8:00	0:10	37	46	40	33	778	7.7	284	-15		0.0	0.7	1.3	3.3
Saturday, February 08, 2014	8:10	0:10	38	46	40	34	872	8.1	283	-15		0.0	0.7	1.3	3.7
Saturday, February 08, 2014	8:20	0:10	37	45	40	33	682	7.4	282	-15		0.0	0.9	1.9	4.4
Saturday, February 08, 2014	8:30	0:10	36	44	38	32	611	7.2	284	-15		0.2	1.1	1.9	4.6
Saturday, February 08, 2014	8:40	0:10	35	43	38	29	404	6.3	286	-15		0.2	1.7	1.9	3.9
Saturday, February 08, 2014	8:50	0:10	36	46	38	32	420	6.4	283	-14		0.2	1.1	1.5	3.9
Saturday, February 08, 2014	9:00	0:10	37	48	40	33	749	7.7	286	-14		0.2	1.3	1.7	4.6
Saturday, February 08, 2014	9:10	0:10	35	43	38	32	319	5.9	286	-14		0.4	1.3	1.9	6.5
Saturday, February 08, 2014	9:20	0:10	36	50	38	33	265	5.7	286	-14		0.4	1.3	1.7	4.6
Saturday, February 08, 2014	9:30	0:10	39	56	43	32	252	5.5	286	-13		0.2	2.4	1.9	5.0
Saturday, February 08, 2014	9:40	0:10	36	45	38	31	538	7.1	281	-13		0.6	2.0	2.2	6.5
Saturday, February 08, 2014	9:50	0:10	36	52	38	32	356	6.0	290	-13		0.4	3.0	2.0	4.4
Saturday, February 08, 2014	10:00	0:10	36	47	39	33	408	6.3	293	-13		0.6	4.3	1.9	3.9
Saturday, February 08, 2014	10:10	0:10	41	53	43	35	425	6.6	289	-12		0.6	2.6	2.0	6.5
Saturday, February 08, 2014	10:20	0:10	40	46	42	37	892	8.4	285	-12		0.6	1.9	2.4	6.5
Saturday, February 08, 2014	10:30	0:10	40	49	42	38	1195	9.2	283	-12		0.6	2.4	1.9	3.5
Saturday, February 08, 2014	10:40	0:10	39	47	41	36	762	7.5	288	-11		0.7	3.0	1.7	5.7
Saturday, February 08, 2014	10:50	0:10	39	55	41	36	570	7.5	290	-11		0.7	1.9	1.7	5.6
Saturday, February 08, 2014	11:00	0:10	38	44	40	35	493	6.8	280	-11		0.6	2.0	1.9	4.3
Saturday, February 08, 2014	11:10	0:10	38	51	40	36	470	7.0	288	-10		0.4	1.5	1.9	5.2
Saturday, February 08, 2014	11:20	0:10	38	55	40	36	697	7.8	279	-10		0.7	2.2	1.7	3.7
Saturday, February 08, 2014	11:30	0:10	38	60	40	35	597	7.2	283	-10		0.6	2.0	1.9	4.3
Saturday, February 08, 2014	11:40	0:10	36	47	38	34	403	6.5	279	-10		0.7	2.0	1.9	4.1
Saturday, February 08, 2014	11:50	0:10	37	56	38	34	600	7.4	277	-10		0.7	2.4	1.5	3.9
Saturday, February 08, 2014	12:00	0:10	37	53	40	33	370	6.4	283	-9		0.7	3.0	1.9	4.3
Saturday, February 08, 2014	12:10	0:10	36	48	39	32	336	6.3	284	-9		0.9	2.8	1.7	3.5
Saturday, February 08, 2014	12:20	0:10	38	48	40	33	288	5.7	283	-9		0.7	3.2	1.9	3.9
Saturday, February 08, 2014	12:30	0:10	35	54	37	32	204	5.3	296	-9		0.6	2.2	1.3	3.2
Saturday, February 08, 2014	12:40	0:10	38	53	40	33	298	6.1	284	-8		0.6	1.9	1.3	3.7
Saturday, February 08, 2014	12:50	0:10	37	54	39	33	469	6.8	282	-8		0.7	3.9	1.5	2.6
Saturday, February 08, 2014	13:00	0:10	36	48	39	33	378	6.5	305	-8		0.7	1.9	1.5	3.9
Saturday, February 08, 2014	13:10	0:10	41	58	42	36	402	6.5	315	-8		0.7	2.0	1.5	3.9
Saturday, February 08, 2014	13:20	0:10	35	43	37	33	317	6.1	299	-8		0.4	2.0	1.3	3.0
Saturday, February 08, 2014	13:30	0:10	33	42	35	30	155	5.0	292	-8		0.4	1.1	1.1	3.0
Saturday, February 08, 2014	13:40	0:10	35	47	37	31	153	4.6	288	-8		0.6	1.5	1.1	3.2
Saturday, February 08, 2014	13:50	0:10	34	57	37	30	214	5.4	303	-7		0.4	2.0	1.3	3.7
Saturday, February 08, 2014	14:00	0:10	30	40	32	26	7	4.3	289	-7		0.4	1.5	1.1	2.4
Saturday, February 08, 2014	14:10	0:10	31	49	34	25	-8	4.1	278	-8		0.2	0.9	1.1	3.7
Saturday, February 08, 2014	14:20	0:10	38	52	40	29	-5	3.3	291	-7		0.6	2.0	1.3	3.0
Saturday, February 08, 2014	14:30	0:10	32	48	34	26	-5	3.4	274	-8		0.4	2.4	1.3	3.2
Saturday, February 08, 2014	14:40	0:10	30	40	33	27	-5	3.9	264	-8		0.4	1.5	1.3	3.0
Saturday, February 08, 2014	14:50	0:10	30	56	32	25	-6	4.7	260	-8		0.4	2.0	1.1	2.6
Saturday, February 08, 2014	15:00	0:10	30	44	33	25	49	4.0	275	-8		0.4	2.8	0.9	2.6
Saturday, February 08, 2014	15:10	0:10	38	59	37	26	20	3.2	276	-8		0.2	1.5	1.1	2.4
Saturday, February 08, 2014	15:20	0:10	32	52	34	24	39	3.4	281	-8		0.2	0.9	1.1	2.8
Saturday, February 08, 2014	15:30	0:10	27	34	28	25	32	3.5	286	-8		0.4	1.1	0.4	1.7
Saturday, February 08, 2014	15:40	0:10	27	36	29	25	75	4.1	274	-8		0.2	0.7	0.7	2.0
Saturday, February 08, 2014	15:50	0:10	29	42	30	25	91	4.3	254	-9		0.0	0.6	0.7	1.7
Saturday, February 08, 2014	16:00	0:10	31	40	34	26	183	5.2	258	-9		0.2	0.9	0.4	1.9
Saturday, February 08, 2014	16:10	0:10	31	43	33	27	20	3.0	268	-9		0.0	0.6	0.6	1.7
Saturday, February 08, 2014	16:20	0:10	30	45	32	25	48	3.5	254	-9		0.0	0.6	0.6	1.7
Saturday, February 08, 2014	16:30	0:10	29	45	31	26	87	3.9	259	-9		0.0	0.7	0.4	1.3
Saturday, February 08, 2014	16:40	0:10	29	46	31	26	76	3.6	265	-10		0.2	0.7	0.6	1.1
Saturday, February 08, 2014	16:50	0:10	29	46	31	26	124	4.4	264	-10		0.0	0.4	0.4	1.5
Saturday, February 08, 2014	17:00	0:10	30	39	32	27	89	4.1	266	-10		0.0	0.0	0.2	1.5
Saturday, February 08, 2014	17:10	0:10	33	60	32	27	185	5.1	271	-10		0.0	0.0	0.6	1.7
Saturday, February 08, 2014	17:20	0:10	28	40	30	25	128	4.2	267	-10		0.0	0.4	0.0	0.7
Saturday, February 08, 2014	17:30	0:10	27	42	29	25	49	3.3	263	-10		0.0	0.6	0.4	1.1
Saturday, February 08, 2014	17:40	0:10	28	36	31	25	70	3.5	262	-10		0.0	0.4	0.2	1.3
Saturday, February 08, 2014	17:50	0:10	27	35	29	25	190	5.1	261	-10		0.0	0.0	0.2	0.7
Saturday, February 08, 2014	18:00	0:10	28	39	30	25	207	4.5	259	-10		0.0	0.6	0.4	1.1
Saturday, February 08, 2014	18:10	0:10	29	37	30	26	138	3.8	263	-10		0.0	0.2	0.2	0.7
Saturday, February 08, 2014	18:20	0:10	28	40	31	25	119	3.6	262						

Table B-1: Location A Winter Compliance Evaluation

Date	Time	Duration	Leq	Lmax	L(10)	L(90)	WT N2	WT N2	Onsite Met	Onsite Met	NWS Plymouth	Loc. A	Loc. A	Loc. 6	Loc. 6
	Start Time	(min)	(dBA)	(dBA)	(dBA)	(dBA)	Output (kW)	HH WS (m/s)	WD @ 75m (degrees)	Temp. (°C)	Precip. Obs.	Avg. WS @ 2m (m/s)	Gust WS @ 2m (m/s)	Avg. WS @ 2m (m/s)	Gust WS @ 2m (m/s)
Saturday, February 08, 2014	20:40	0:10	32	40	34	29	230	5.4	309	-11		0.0	0.0	0.7	1.9
Saturday, February 08, 2014	20:50	0:10	33	39	35	31	325	6.1	324	-11		0.0	0.0	0.2	1.3
Saturday, February 08, 2014	21:00	0:10	33	42	35	30	326	6.0	325	-11		0.0	0.0	0.6	1.5
Saturday, February 08, 2014	21:10	0:10	31	39	33	28	211	5.2	320	-11		0.0	0.0	0.6	1.7
Saturday, February 08, 2014	21:20	0:10	30	40	32	28	121	4.5	319	-11		0.0	0.0	0.6	1.5
Saturday, February 08, 2014	21:30	0:10	29	38	31	27	127	4.7	323	-11		0.0	0.0	0.6	1.9
Saturday, February 08, 2014	21:40	0:10	29	35	31	28	190	5.1	324	-11		0.0	0.0	0.6	1.3
Saturday, February 08, 2014	21:50	0:10	30	42	32	27	186	5.0	326	-11		0.0	0.0	0.7	1.7
Saturday, February 08, 2014	22:00	0:10	29	34	30	27	148	4.6	327	-11		0.0	0.0	0.4	1.3
Saturday, February 08, 2014	22:10	0:10	30	41	33	28	187	5.2	327	-11		0.0	0.0	0.0	0.9
Saturday, February 08, 2014	22:20	0:10	31	41	33	28	210	5.2	319	-12		0.0	0.0	0.4	1.1
Saturday, February 08, 2014	22:30	0:10	31	39	32	29	228	5.5	319	-12		0.0	0.2	0.2	0.9
Saturday, February 08, 2014	22:40	0:10	30	37	31	28	216	5.3	316	-12		0.0	0.0	0.4	1.3
Saturday, February 08, 2014	22:50	0:10	30	39	31	28	179	5.0	319	-12		0.0	0.0	0.4	1.1
Saturday, February 08, 2014	23:00	0:10	30	37	32	28	208	5.2	320	-12		0.0	0.0	0.4	1.3
Saturday, February 08, 2014	23:10	0:10	30	37	32	28	189	5.1	321	-12		0.0	0.0	0.4	1.5
Saturday, February 08, 2014	23:20	0:10	29	35	30	27	60	3.7	324	-12		0.0	0.0	0.6	1.5
Saturday, February 08, 2014	23:30	0:10	32	50	31	27	39	3.5	326	-12		0.0	0.0	0.4	1.9
Saturday, February 08, 2014	23:40	0:10	30	49	33	27	56	3.5	324	-12		0.0	0.0	0.6	2.0
Saturday, February 08, 2014	23:50	0:10	28	33	29	27	78	4.0	329	-12		0.0	0.0	0.6	1.7
Sunday, February 09, 2014	0:00	0:10	29	35	30	27	121	4.6	324	-12		0.0	0.0	0.6	1.7
Sunday, February 09, 2014	0:10	0:10	30	41	32	28	175	5.0	325	-12		0.0	0.0	0.6	2.2
Sunday, February 09, 2014	0:20	0:10	31	37	32	30	258	5.6	321	-12		0.0	0.0	0.7	1.7
Sunday, February 09, 2014	0:30	0:10	30	35	32	29	197	4.9	321	-12		0.0	0.0	0.9	2.2
Sunday, February 09, 2014	0:40	0:10	31	36	33	29	281	5.6	322	-12		0.0	0.0	1.1	3.3
Sunday, February 09, 2014	0:50	0:10	33	39	35	30	234	5.4	323	-12		0.0	0.9	1.1	2.4
Sunday, February 09, 2014	1:00	0:10	33	40	35	31	396	6.4	320	-12		0.0	0.2	1.1	3.2
Sunday, February 09, 2014	1:10	0:10	32	37	33	30	269	5.6	321	-12		0.0	0.7	0.9	2.8
Sunday, February 09, 2014	1:20	0:10	33	39	35	31	352	6.1	319	-13		0.0	0.0	0.9	2.8
Sunday, February 09, 2014	1:30	0:10	34	39	35	31	327	6.1	324	-13		0.0	0.4	0.9	2.6
Sunday, February 09, 2014	1:40	0:10	32	37	34	30	261	5.6	328	-13		0.0	0.0	0.9	2.2
Sunday, February 09, 2014	1:50	0:10	29	34	31	27	182	5.1	326	-13		0.0	0.0	0.7	2.2
Sunday, February 09, 2014	2:00	0:10	23	34	27	16	3	5.0	330	-13		0.0	0.0	0.7	2.2
Sunday, February 09, 2014	2:10	0:10	20	39	23	15	-5	4.9	329	-13		0.0	0.0	0.7	2.2
Sunday, February 09, 2014	2:20	0:10	20	34	23	15	-5	4.8	332	-13		0.0	0.0	0.6	1.5
Sunday, February 09, 2014	2:30	0:10	19	32	23	15	-6	4.5	334	-13		0.0	0.0	0.4	2.0
Sunday, February 09, 2014	2:40	0:10	20	35	24	15	-5	3.9	335	-13		0.0	0.0	0.2	0.6
Sunday, February 09, 2014	2:50	0:10	20	33	24	15	-5	3.6	326	-13		0.0	0.0	0.4	1.1
Sunday, February 09, 2014	3:00	0:10	27	42	29	16	65	4.0	326	-13		0.0	0.0	0.4	0.9
Sunday, February 09, 2014	3:10	0:10	27	42	28	25	52	3.7	329	-13		0.0	0.0	0.4	1.5
Sunday, February 09, 2014	3:20	0:10	26	38	27	25	44	3.5	329	-13		0.0	0.0	0.0	0.6
Sunday, February 09, 2014	3:30	0:10	26	34	27	24	9	3.0	334	-13		0.0	0.0	0.0	0.6
Sunday, February 09, 2014	3:40	0:10	26	50	27	24	-9	2.6	342	-13		0.0	0.0	0.2	1.1
Sunday, February 09, 2014	3:50	0:10	23	33	25	21	-7	2.3	343	-13		0.0	0.0	0.2	0.9
Sunday, February 09, 2014	4:00	0:10	21	39	23	18	-4	2.0	357	-13		0.0	0.0	0.0	0.4
Sunday, February 09, 2014	4:10	0:10	21	32	23	18	-4	2.1	356	-13		0.0	0.0	0.0	0.0
Sunday, February 09, 2014	4:20	0:10	25	42	27	21	-4	2.3	349	-13		0.0	0.0	0.0	0.0
Sunday, February 09, 2014	4:30	0:10	24	29	26	23	-7	2.6	357	-13		0.0	0.0	0.0	0.0
Sunday, February 09, 2014	4:40	0:10	26	38	27	25	8	3.0	356	-13		0.0	0.0	0.0	0.0
Sunday, February 09, 2014	4:50	0:10	26	32	27	24	21	3.2	351	-13		0.0	0.0	0.0	0.0
Sunday, February 09, 2014	5:00	0:10	25	33	26	24	13	3.2	345	-13		0.0	0.0	0.0	0.0
Sunday, February 09, 2014	5:10	0:10	25	43	26	23	-4	2.9	329	-13		0.0	0.0	0.0	0.0
Sunday, February 09, 2014	5:20	0:10	25	30	26	24	-8	2.9	330	-13		0.0	0.0	0.0	0.0
Sunday, February 09, 2014	5:30	0:10	25	33	27	24	-6	2.9	325	-13		0.0	0.0	0.0	0.0
Sunday, February 09, 2014	5:40	0:10	27	38	28	24	-5	2.6	317	-13		0.0	0.0	0.0	0.0
Sunday, February 09, 2014	5:50	0:10	25	32	26	23	-6	2.7	316	-13		0.0	0.0	0.0	0.0
Sunday, February 09, 2014	6:00	0:10	28	42	31	24	1	2.9	316	-13		0.0	0.0	0.0	0.0
Sunday, February 09, 2014	6:10	0:10	28	41	31	26	14	3.3	324	-13		0.0	0.0	0.0	0.0
Sunday, February 09, 2014	6:20	0:10	27	33	29	25	16	3.4	332	-13		0.0	0.0	0.0	0.0
Sunday, February 09, 2014	6:30	0:10	30	42	33	24	-3	3.2	329	-13		0.0	0.0	0.2	0.7
Sunday, February 09, 2014	6:40	0:10	29	41	31	26	28	3.5	316	-13		0.0	0.0	0.2	1.1
Sunday, February 09, 2014	6:50	0:10	28	34	30	25	54	3.8	322	-13		0.0	0.9	0.0	0.0
Sunday, February 09, 2014	7:00	0:10	31	46	34	26	43	3.6	325	-13		0.0	0.0	0.0	0.0
Sunday, February 09, 2014	7:10	0:10	27	35	29	26	30	3.3	318	-13		0.0	0.0	0.0	0.0
Sunday, February 09, 2014	7:20	0:10	29	36	31	27	11	2.9	325	-13		0.0	0.0	0.0	0.0
Sunday, February 09, 2014	7:30	0:10	29	35	30	26	-8	2.6	331	-13		0.0	0.0	0.0	0.0
Sunday, February 09, 2014	7:40	0:10	37	54	41	26	-7	2.4	329	-13		0.0	0.0	0.0	0.6
Sunday, February 09, 2014	7:50	0:10	28	41	31	24	-6	2.3	329	-13		0.0	0.0	0.0	0.4
Sunday, February 09, 2014	8:00	0:10	27	42	28	23	-6	2.4	326	-13		0.0	0.0	0.2	1.1
Sunday, February 09, 2014	8:10	0:10	28	39	30	23	-6	2.3	315	-13		0.0	0.0	0.4	1.3
Sunday, February 09, 2014	8:20	0:10	31	44	34	27	-9	2.7	319	-12		0.0	0.0	0.4	1.1
Sunday, February 09, 2014	8:30	0:10	30	53	31	25	-8	2.5	317	-12		0.0	0.0	0.2	1.1
Sunday, February 09, 2014	8:40	0:10	29	44	33	24	-6	2.2	322	-11		0.0	0.0	0.6	1.5
Sunday, February 09, 2014	8:50	0:10	31	38	34	25	-4	1.9	314	-11		0.0	0.0	0.4	0.9
Sunday, February 09, 2014	9:00	0:10	26	38	29	23	-4	2.0	314	-11		0.0	0.0	0.6	1.7
Sunday, February 09, 2014	9:10	0:10	35	60	32	23	-4	2.5	351	-11		0.0	0.0	0.7	1.5
Sunday, February 09, 2014	9:20	0:10	31	45	34	27	-9	2.7	21	-10		0.0	0.0	0.6	1.7
Sunday, February 09, 2014	9:30	0:10	32	53	34	27	-2	2.7	336	-11		0.0	0.0	0.4	1.7
Sunday, February 09, 2014	9:40	0:10	34	51	36	31	18	3.1	289	-10		0.0	1.5	0.6	2.0
Sunday, February 09, 2014	9:50	0:10	34	48	37	28	48	3.7	317	-10		0.0	0.2	0.7	2.0
Sunday, February 09, 2014	10:00	0:10	33	41	36	29	11	3.2	324	-10		0.0	0.2	0.6	1.9
Sunday, February 09, 2014	10:10	0:10	32	46	35	28	26	3.4	324	-9		0.0	0.6	0.7	1.9
Sunday, February 09, 2014	10:20	0:10	32	43	34	29	48	3.6	303	-9		0.0	1.1	0.9	2.0
Sunday, February 09, 2014	10:30	0:10	31	50	32	28	61	3.7	324	-9		0.0	0.9	0.6	1.9
Sunday, February 09, 2014	10:40	0:10	30	45	32	28	9	2.7	322	-9		0.0	0.4	0.7	2.2
Sunday, February 09, 2014	10:50	0:10	30	49	32	24	-4	1.9	311	-9		0.0	0.7	0.7	1.7
Sunday, February 09, 2014	11:00	0:10	28	46	31	23	-4	1.6	280	-9		0.2	1.1	0.9	2.0
Sunday, February 09, 2014	11:10	0:10	31	45	33	26	-9	2.9	291	-9		0.2	1.9	0.6	1.5
Sunday, February 09, 2014	11:20	0:10	32	50	33	27	-1	2.0	289	-8		0.4	1.7	1.1	2.8
Sunday, February 09, 2014	11:30	0:10	3												

Table B-1: Location A Winter Compliance Evaluation

Date	Time	Duration	Leq	Lmax	L(10)	L(90)	WT N2	WT N2	Onsite Met	Onsite Met	NWS Plymouth	Loc. A	Loc. A	Loc. 6	Loc. 6
	Start Time	(min)	(dBA)	(dBA)	(dBA)	(dBA)	Output (kW)	HH WS (m/s)	WD @ 75m (degrees)	Temp. (°C)	Precip. Obs.	Avg. WS @ 2m (m/s)	Gust WS @ 2m (m/s)	Avg. WS @ 2m (m/s)	Gust WS @ 2m (m/s)
Sunday, February 09, 2014	13:40	0:10	28	39	31	24	-4	1.7	264	-6		0.2	1.3	0.9	2.2
Sunday, February 09, 2014	13:50	0:10	28	42	31	23	-4	2.0	256	-7		0.0	0.9	0.9	2.2
Sunday, February 09, 2014	14:00	0:10	31	50	33	24	-5	1.5	262	-6		0.6	1.9	1.1	2.8
Sunday, February 09, 2014	14:10	0:10	26	41	28	22	-4	1.0	218	-7		0.2	1.5	1.3	2.6
Sunday, February 09, 2014	14:20	0:10	44	63	30	22	-4	1.5	249	-7		0.4	1.3	0.7	2.2
Sunday, February 09, 2014	14:30	0:10	27	41	30	22	-2	2.4	249	-7		0.2	0.9	0.7	1.7
Sunday, February 09, 2014	14:40	0:10	29	44	31	23	0	2.3	233	-7		0.2	0.7	0.6	2.2
Sunday, February 09, 2014	14:50	0:10	29	38	34	23	0	1.7	239	-7		0.2	0.7	0.9	2.2
Sunday, February 09, 2014	15:00	0:10	24	34	27	20	0	1.2	256	-7		0.2	1.7	0.7	1.9
Sunday, February 09, 2014	15:10	0:10	30	51	34	22	-1	2.7	246	-8		0.0	1.1	0.6	1.5
Sunday, February 09, 2014	15:20	0:10	38	63	37	23	-1	1.3	239	-8		0.2	1.1	0.7	1.7
Sunday, February 09, 2014	15:30	0:10	36	61	38	23	-1	1.9	302	-8		0.0	1.1	0.4	1.9
Sunday, February 09, 2014	15:40	0:10	26	54	26	20	0	2.0	293	-8		0.0	0.4	0.6	1.7
Sunday, February 09, 2014	15:50	0:10	34	59	29	20	-1	2.4	207	-8		0.2	1.1	0.2	1.1
Sunday, February 09, 2014	16:00	0:10	23	45	24	20	-5	1.8	201	-8		0.0	0.9	0.2	1.1
Sunday, February 09, 2014	16:10	0:10	21	35	22	18	-4	0.8	168	-8		0.2	0.7	0.0	0.0
Sunday, February 09, 2014	16:20	0:10	20	41	22	17	-4	0.5	157	-8		0.0	0.0	0.0	0.0
Sunday, February 09, 2014	16:30	0:10	24	36	26	19	-5	1.3	179	-8		0.0	0.7	0.0	0.7
Sunday, February 09, 2014	16:40	0:10	27	41	30	21	-4	1.0	216	-8		0.0	0.0	0.2	0.7
Sunday, February 09, 2014	16:50	0:10	26	51	28	17	-4	2.3	226	-8		0.0	0.4	0.2	0.7
Sunday, February 09, 2014	17:00	0:10	31	64	29	17	-1	2.7	225	-8		0.0	2.0	0.0	0.4
Sunday, February 09, 2014	17:10	0:10	26	48	28	17	-1	2.5	207	-9		0.0	0.7	0.6	1.7
Sunday, February 09, 2014	17:20	0:10	19	29	20	18	0	1.9	192	-9		0.0	1.1	0.4	1.5
Sunday, February 09, 2014	17:30	0:10	28	45	31	17	0	1.9	182	-9		0.0	0.2	0.0	1.3
Sunday, February 09, 2014	17:40	0:10	19	28	21	17	0	1.2	204	-9		0.0	0.0	0.4	1.5
Sunday, February 09, 2014	17:50	0:10	22	33	26	18	-1	2.3	211	-9		0.0	0.0	0.6	1.7
Sunday, February 09, 2014	18:00	0:10	31	62	22	18	-1	2.3	197	-9		0.0	0.0	0.2	0.9
Sunday, February 09, 2014	18:10	0:10	38	65	36	21	0	1.9	210	-9		0.0	0.2	0.0	0.7
Sunday, February 09, 2014	18:20	0:10	20	27	22	17	0	1.1	180	-9		0.0	0.0	0.0	0.0
Sunday, February 09, 2014	18:30	0:10	21	26	23	19	0	1.7	167	-9	1	0.0	0.0	0.2	0.6
Sunday, February 09, 2014	18:40	0:10	22	48	24	19	0	1.5	160	-10	1	0.0	0.0	0.2	0.7
Sunday, February 09, 2014	18:50	0:10	20	25	22	18	0	1.3	155	-10	1	0.0	0.0	0.4	0.9
Sunday, February 09, 2014	19:00	0:10	19	23	21	17	0	2.1	149	-10	1	0.0	0.0	0.0	0.7
Sunday, February 09, 2014	19:10	0:10	21	36	22	17	0	1.7	141	-10	1	0.0	0.0	0.0	0.6
Sunday, February 09, 2014	19:20	0:10	20	29	22	17	0	1.9	148	-10	1	0.0	0.0	0.0	0.7
Sunday, February 09, 2014	19:30	0:10	18	23	19	17	0	2.2	150	-10	1	0.0	0.0	0.0	0.2
Sunday, February 09, 2014	19:40	0:10	18	28	20	16	-1	1.7	146	-10	1	0.0	0.0	0.0	0.0
Sunday, February 09, 2014	19:50	0:10	18	27	20	17	0	2.0	154	-10	1	0.0	0.0	0.0	0.0
Sunday, February 09, 2014	20:00	0:10	18	22	20	16	0	2.0	153	-10	1	0.0	0.0	0.0	0.0
Sunday, February 09, 2014	20:10	0:10	19	29	21	16	-1	1.7	162	-10	1	0.0	0.0	0.0	0.0
Sunday, February 09, 2014	20:20	0:10	19	29	22	16	0	2.4	151	-10	1	0.0	0.0	0.0	0.0
Sunday, February 09, 2014	20:30	0:10	18	23	20	16	0	2.3	139	-10	1	0.0	0.0	0.0	0.0
Sunday, February 09, 2014	20:40	0:10	22	32	25	17	-1	2.4	140	-10	1	0.0	0.0	0.0	0.0
Sunday, February 09, 2014	20:50	0:10	30	43	35	19	-3	3.0	131	-10	1	0.0	0.0	0.0	0.0
Sunday, February 09, 2014	21:00	0:10	26	37	28	21	-5	3.6	122	-10	1	0.0	0.4	0.0	0.0
Sunday, February 09, 2014	21:10	0:10	27	40	29	24	12	3.8	124	-10	1	0.0	0.6	0.0	0.0
Sunday, February 09, 2014	21:20	0:10	27	31	28	25	38	4.2	118	-10	1	0.0	0.0	0.0	0.0
Sunday, February 09, 2014	21:30	0:10	32	63	29	26	25	3.9	127	-10	1	0.0	0.0	0.0	0.0
Sunday, February 09, 2014	21:40	0:10	28	31	29	27	8	3.5	132	-10	1	0.0	0.6	0.0	0.0
Sunday, February 09, 2014	21:50	0:10	33	50	34	25	1	3.5	133	-10	1	0.0	0.7	0.0	0.0
Sunday, February 09, 2014	22:00	0:10	25	30	26	23	-5	2.8	147	-10	1	0.0	0.0	0.0	0.0
Sunday, February 09, 2014	22:10	0:10	26	40	27	21	-4	2.4	158	-10	1	0.0	0.0	0.0	0.0
Sunday, February 09, 2014	22:20	0:10	20	24	21	18	-4	1.8	160	-10	1	0.0	0.0	0.0	0.0
Sunday, February 09, 2014	22:30	0:10	19	26	20	17	-4	0.9	164	-9	1	0.0	0.0	0.0	0.0
Sunday, February 09, 2014	22:40	0:10	17	27	18	16	-4	1.0	160	-9	1	0.0	0.0	0.0	0.0
Sunday, February 09, 2014	22:50	0:10	18	26	19	16	-4	1.3	164	-9	1	0.0	0.0	0.0	0.0
Sunday, February 09, 2014	23:00	0:10	17	28	18	16	-1	1.8	168	-9	1	0.0	0.0	0.0	0.0
Sunday, February 09, 2014	23:10	0:10	17	32	19	16	0	2.0	170	-9	1	0.0	0.0	0.0	0.0
Sunday, February 09, 2014	23:20	0:10	17	34	18	16	0	2.0	171	-9	1	0.0	0.0	0.0	0.0
Sunday, February 09, 2014	23:30	0:10	23	37	25	16	-1	2.1	171	-9	1	0.0	0.0	0.0	0.0
Sunday, February 09, 2014	23:40	0:10	21	35	22	17	0	2.3	171	-9	1	0.0	0.0	0.0	0.0
Sunday, February 09, 2014	23:50	0:10	16	20	17	15	0	1.7	178	-10	1	0.0	0.0	0.0	0.0
Monday, February 10, 2014	0:00	0:10	15	19	16	15	0	1.3	187	-10	1	0.0	0.0	0.0	0.0
Monday, February 10, 2014	0:10	0:10	19	37	19	14	0	0.5	206	-10	1	0.0	0.0	0.0	0.0
Monday, February 10, 2014	0:20	0:10	15	27	15	14	-1	0.4	221	-10	1	0.0	0.0	0.0	0.0
Monday, February 10, 2014	0:30	0:10	15	35	15	14	-1	0.3	210	-10	1	0.0	0.0	0.0	0.0
Monday, February 10, 2014	0:40	0:10	17	33	19	15	-1	0.2	226	-10	1	0.0	0.0	0.0	0.0
Monday, February 10, 2014	0:50	0:10	15	35	16	14	-1	0.3	229	-10	1	0.0	0.0	0.0	0.0
Monday, February 10, 2014	1:00	0:10	15	21	16	14	0	0.2	226	-10	1	0.0	0.0	0.0	0.0
Monday, February 10, 2014	1:10	0:10	15	26	17	14	-1	0.4	241	-10	1	0.0	0.0	0.0	0.0
Monday, February 10, 2014	1:20	0:10	18	34	20	15	-1	0.1	249	-10	1	0.0	0.0	0.0	0.0
Monday, February 10, 2014	1:30	0:10	15	29	15	14	0	0.4	254	-10	1	0.0	0.0	0.0	0.6
Monday, February 10, 2014	1:40	0:10	16	28	17	15	0	0.3	258	-10	1	0.0	0.0	0.2	0.7
Monday, February 10, 2014	1:50	0:10	15	23	16	15	0	0.5	265	-10	1	0.0	0.0	0.0	0.4
Monday, February 10, 2014	2:00	0:10	16	26	16	15	0	1.5	275	-10	1	0.0	0.0	0.0	0.0
Monday, February 10, 2014	2:10	0:10	16	33	17	15	0	2.1	281	-10	1	0.0	0.0	0.0	0.0
Monday, February 10, 2014	2:20	0:10	17	29	20	15	0	2.4	290	-10	1	0.0	0.0	0.0	0.0
Monday, February 10, 2014	2:30	0:10	25	42	28	15	0	2.9	299	-10	1	0.0	0.0	0.0	0.0
Monday, February 10, 2014	2:40	0:10	18	30	20	16	0	2.8	292	-11	1	0.0	0.0	0.0	0.0
Monday, February 10, 2014	2:50	0:10	23	40	26	17	-5	3.5	288	-11	1	0.0	0.0	0.0	0.0
Monday, February 10, 2014	3:00	0:10	26	36	28	21	-9	4.3	293	-11	1	0.0	0.0	0.0	0.0
Monday, February 10, 2014	3:10	0:10	27	31	28	26	-7	4.3	302	-11	1	0.0	0.0	0.0	0.6
Monday, February 10, 2014	3:20	0:10	29	33	30	27	-6	4.7	302	-11	1	0.0	0.0	0.0	0.6
Monday, February 10, 2014	3:30	0:10	32	50	32	27	-4	4.1	302	-11	1	0.0	0.0	0.0	0.0
Monday, February 10, 2014	3:40	0:10	29	35	30	27	3	3.2	304	-12	1	0.0	0.0	0.0	0.0
Monday, February 10, 2014	3:50	0:10	32	41	34	30	70	4.1	305	-11	1	0.0	0.0	0.0	0.6
Monday, February 10, 2014	4:00	0:10	31	36	32	29	69	4.1	304	-11	1	0.0	0.0	0.2	1.5
Monday, February 10, 2014	4:10	0:10	31	36	33	30	80	4.4	304	-11	1	0.0	0.0	0.0	0.9
Monday, February 10, 2014	4:20	0:10	31	40	33	30	34	3.7	302	-11	1	0.0	0.0	0.0	

Table B-1: Location A Winter Compliance Evaluation

Date	Time	Duration	Leq	Lmax	L(10)	L(90)	WT N2	WT N2	Onsite Met	Onsite Met	NWS Plymouth	Loc. A	Loc. A	Loc. 6	Loc. 6	
	Start Time	(min)	(dBA)	(dBA)	(dBA)	(dBA)	Output (kW)	HH WS (m/s)	WD @ 75m (degrees)	Temp. (°C)	Precip. Obs.	Avg. WS @ 2m (m/s)	Gust WS @ 2m (m/s)	Avg. WS @ 2m (m/s)	Gust WS @ 2m (m/s)	
Monday, February 10, 2014	6:40	0:10	41	50	43	39	891	7.6	318	-13	1	0.0	0.0	0.7	2.0	
Monday, February 10, 2014	6:50	0:10	41	48	43	39	1035	8.5	317	-13	1	0.0	1.1	0.7	1.9	
Monday, February 10, 2014	7:00	0:10	41	50	43	39	992	8.0	317	-13	1	0.0	0.0	0.4	1.5	
Monday, February 10, 2014	7:10	0:10	41	54	43	38	1089	8.3	319	-13	1	0.0	0.6	0.6	1.1	
Monday, February 10, 2014	7:20	0:10	42	48	43	40	1278	8.8	324	-13	1	0.0	0.0	1.1	2.8	
Monday, February 10, 2014	7:30	0:10	42	50	44	40	1593	9.8	327	-13	1	0.0	0.4	0.9	1.9	
Monday, February 10, 2014	7:40	0:10	41	49	43	39	1131	7.7	325	-13	1	0.0	0.7	1.1	3.0	
Monday, February 10, 2014	7:50	0:10	40	50	42	37	796	7.1	325	-13	1	0.0	0.2	1.1	3.7	
Monday, February 10, 2014	8:00	0:10	40	49	42	38	849	7.3	328	-13	1	0.0	1.1	1.3	3.3	
Monday, February 10, 2014	8:10	0:10	41	48	43	39	1036	8.1	327	-13	1	0.0	0.7	1.1	2.6	
Monday, February 10, 2014	8:20	0:10	40	52	42	38	828	7.2	324	-13	1	0.2	1.7	1.3	3.0	
Monday, February 10, 2014	8:30	0:10	38	44	40	36	632	6.5	321	-13	0.0	0.0	1.1	1.3	3.9	
Monday, February 10, 2014	8:40	0:10	39	47	41	37	714	6.8	322	-13	0.0	0.0	1.1	1.7	3.9	
Monday, February 10, 2014	8:50	0:10	39	58	41	36	571	6.5	323	-13	0.4	3.0	1.5	4.4	4.4	
Monday, February 10, 2014	9:00	0:10	40	60	42	37	634	7.2	326	-13	0.4	2.8	1.7	4.1	4.1	
Monday, February 10, 2014	9:10	0:10	41	61	43	38	904	7.6	325	-13	0.4	1.9	1.7	4.4	4.4	
Monday, February 10, 2014	9:20	0:10	41	52	43	39	1354	8.3	323	-13	0.2	2.4	1.7	4.1	4.1	
Monday, February 10, 2014	9:30	0:10	41	54	43	37	898	7.5	329	-12	0.4	3.0	1.7	5.4	5.4	
Monday, February 10, 2014	9:40	0:10	40	48	42	36	710	7.1	323	-13	0.2	1.5	2.2	5.9	5.9	
Monday, February 10, 2014	9:50	0:10	43	62	44	39	1279	8.9	317	-13	0.7	2.6	2.0	5.7	5.7	
Monday, February 10, 2014	10:00	0:10	43	71	44	40	1295	9.3	307	-12	0.4	2.2	1.3	4.6	4.6	
Monday, February 10, 2014	10:10	0:10	42	50	44	39	1970	12.2	308	-12	1	0.4	1.7	1.9	4.4	
Monday, February 10, 2014	10:20	0:10	41	65	43	39	1986	13.0	315	-12	1	0.2	2.0	1.3	3.3	
Monday, February 10, 2014	10:30	0:10	41	51	43	39	1941	12.1	321	-12	0.6	3.3	1.9	4.1	4.1	
Monday, February 10, 2014	10:40	0:10	43	54	45	40	1634	10.7	319	-12	0.6	3.2	2.0	4.4	4.4	
Monday, February 10, 2014	10:50	0:10	42	51	44	39	1764	11.5	316	-11	0.4	3.0	1.3	3.5	3.5	
Monday, February 10, 2014	11:00	0:10	42	51	44	39	1682	10.9	302	-11	0.4	2.4	1.9	4.6	4.6	
Monday, February 10, 2014	11:10	0:10	42	49	44	40	1477	10.3	323	-10	1	0.4	2.6	1.5	5.0	5.0
Monday, February 10, 2014	11:20	0:10	42	49	44	39	1247	9.6	312	-11	1	0.4	2.6	1.3	4.8	4.8
Monday, February 10, 2014	11:30	0:10	42	50	44	40	1512	10.3	312	-10	1	0.4	2.8	1.7	4.8	4.8
Monday, February 10, 2014	11:40	0:10	42	49	44	39	1090	9.5	318	-10	1	0.4	3.2	1.3	3.5	3.5
Monday, February 10, 2014	11:50	0:10	43	63	45	37	-12	6.7	311	-10	0.4	4.4	2.0	5.4	5.4	
Monday, February 10, 2014	12:00	0:10	41	51	44	38	776	8.6	302	-11	0.4	2.4	1.9	5.4	5.4	
Monday, February 10, 2014	12:10	0:10	41	46	42	38	1076	9.0	301	-11	0.6	3.3	2.2	4.8	4.8	
Monday, February 10, 2014	12:20	0:10	41	51	43	38	872	8.1	302	-11	0.4	2.2	2.0	5.2	5.2	
Monday, February 10, 2014	12:30	0:10	39	45	41	35	632	7.1	304	-11	0.4	2.4	2.2	7.2	7.2	
Monday, February 10, 2014	12:40	0:10	41	54	43	38	1145	9.4	306	-11	0.4	3.5	2.2	5.6	5.6	
Monday, February 10, 2014	12:50	0:10	42	52	44	39	1692	10.9	306	-11	0.4	1.7	2.0	4.6	4.6	
Monday, February 10, 2014	13:00	0:10	42	49	44	38	1198	9.3	309	-11	0.4	2.4	1.9	5.2	5.2	
Monday, February 10, 2014	13:10	0:10	41	49	44	38	1106	8.8	311	-11	0.4	1.9	1.9	5.0	5.0	
Monday, February 10, 2014	13:20	0:10	41	51	43	39	1322	9.6	313	-11	0.6	3.5	1.5	5.0	5.0	
Monday, February 10, 2014	13:30	0:10	41	50	43	39	1331	9.7	311	-11	0.4	3.2	1.9	4.6	4.6	
Monday, February 10, 2014	13:40	0:10	42	52	44	39	1282	9.6	302	-11	0.6	3.5	1.3	4.6	4.6	
Monday, February 10, 2014	13:50	0:10	42	52	45	39	1454	10.3	294	-11	0.6	2.8	1.7	4.3	4.3	
Monday, February 10, 2014	14:00	0:10	37	49	39	33	-4	9.3	298	-9	0.4	3.0	1.9	4.8	4.8	
Monday, February 10, 2014	14:10	0:10	38	55	40	32	-8	8.5	301	-10	0.2	1.9	1.5	3.9	3.9	
Monday, February 10, 2014	14:20	0:10	38	49	40	34	-5	9.5	288	-10	0.4	2.4	1.7	3.9	3.9	
Monday, February 10, 2014	14:30	0:10	38	50	41	33	-6	9.7	289	-10	0.4	3.2	2.0	4.3	4.3	
Monday, February 10, 2014	14:40	0:10	38	51	41	34	-5	10.8	287	-10	0.4	1.9	1.9	4.3	4.3	
Monday, February 10, 2014	14:50	0:10	37	52	40	33	-5	9.7	308	-9	0.4	2.8	1.7	3.9	3.9	
Monday, February 10, 2014	15:00	0:10	40	50	42	35	989	11.7	309	-10	0.2	2.4	1.9	4.8	4.8	
Monday, February 10, 2014	15:10	0:10	41	50	43	39	1914	11.9	309	-11	0.4	2.2	1.3	3.2	3.2	
Monday, February 10, 2014	15:20	0:10	41	51	43	38	1539	10.0	309	-11	0.2	2.0	1.1	3.0	3.0	
Monday, February 10, 2014	15:30	0:10	41	48	43	39	1488	10.2	307	-12	0.4	2.0	1.5	4.1	4.1	
Monday, February 10, 2014	15:40	0:10	40	47	42	37	1198	9.0	303	-12	0.2	1.5	1.3	3.5	3.5	
Monday, February 10, 2014	15:50	0:10	40	53	42	36	1033	8.8	299	-12	0.2	1.5	1.1	3.3	3.3	
Monday, February 10, 2014	16:00	0:10	41	50	43	37	1250	9.3	302	-12	0.2	1.7	1.7	4.1	4.1	
Monday, February 10, 2014	16:10	0:10	41	48	43	39	1222	9.2	300	-11	0.6	2.0	1.7	5.2	5.2	
Monday, February 10, 2014	16:20	0:10	41	47	43	38	1236	9.2	305	-12	0.2	2.6	1.5	3.3	3.3	
Monday, February 10, 2014	16:30	0:10	41	51	43	38	1196	9.1	312	-12	0.2	1.7	1.3	3.3	3.3	
Monday, February 10, 2014	16:40	0:10	42	50	44	39	1629	10.5	314	-12	0.2	2.6	0.7	2.6	2.6	
Monday, February 10, 2014	16:50	0:10	42	52	44	39	1264	9.5	312	-12	0.0	2.2	0.7	2.2	2.2	
Monday, February 10, 2014	17:00	0:10	39	48	42	36	855	7.9	307	-13	0.0	0.4	0.6	1.9	1.9	
Monday, February 10, 2014	17:10	0:10	38	44	40	36	781	7.9	308	-13	0.0	0.0	0.7	2.0	2.0	
Monday, February 10, 2014	17:20	0:10	38	46	40	35	688	7.5	308	-13	0.0	0.0	0.9	2.6	2.6	
Monday, February 10, 2014	17:30	0:10	37	50	38	34	593	7.2	310	-13	0.0	0.0	0.6	1.5	1.5	
Monday, February 10, 2014	17:40	0:10	37	46	40	34	794	7.8	310	-13	0.0	0.0	0.7	1.9	1.9	
Monday, February 10, 2014	17:50	0:10	39	46	41	36	998	8.5	311	-13	0.0	0.0	0.7	1.9	1.9	
Monday, February 10, 2014	18:00	0:10	39	46	41	37	1049	8.7	307	-13	0.0	0.6	0.7	2.0	2.0	
Monday, February 10, 2014	18:10	0:10	39	47	41	37	1147	9.1	308	-13	0.0	0.4	0.9	1.7	1.7	
Monday, February 10, 2014	18:20	0:10	40	46	42	37	1185	9.2	311	-13	0.0	0.0	0.6	1.5	1.5	
Monday, February 10, 2014	18:30	0:10	40	48	42	37	1175	8.9	308	-13	0.0	0.7	0.2	1.3	1.3	
Monday, February 10, 2014	18:40	0:10	39	48	41	36	968	8.3	309	-13	0.0	0.0	0.0	0.9	0.9	
Monday, February 10, 2014	18:50	0:10	39	46	41	37	1003	8.6	309	-14	0.0	0.0	0.2	1.1	1.1	
Monday, February 10, 2014	19:00	0:10	40	49	41	37	1083	8.9	307	-14	0.0	0.0	0.4	0.7	0.7	
Monday, February 10, 2014	19:10	0:10	38	46	40	36	826	8.0	308	-14	0.0	0.0	0.4	1.9	1.9	
Monday, February 10, 2014	19:20	0:10	37	43	39	34	635	7.4	314	-14	0.0	0.0	0.7	1.9	1.9	
Monday, February 10, 2014	19:30	0:10	35	43	37	32	547	7.2	308	-14	0.0	0.0	0.6	1.5	1.5	
Monday, February 10, 2014	19:40	0:10	36	43	38	33	597	7.4	307	-14	0.0	0.0	0.4	1.7	1.7	
Monday, February 10, 2014	19:50	0:10	35	43	37	31	517	7.0	303	-14	0.0	0.0	0.0	0.2	0.2	
Monday, February 10, 2014	20:00	0:10	34	41	36	32	448	6.8	303	-14	0.0	0.0	0.0	1.1	1.1	
Monday, February 10, 2014	20:10	0:10	34	41	36	31	430	6.5	303	-14	0.0	0.0	0.0	0.0	0.0	
Monday, February 10, 2014	20:20	0:10	35	43	36	32	426	6.5	305	-15	0.0	0.0	0.0	0.0	0.0	
Monday, February 10, 2014	20:30	0:10	34	41	35	31	354	6.3	307	-14	0.0	0.0	0.0	0.0	0.0	
Monday, February 10, 2014	20:40	0:10	33	40	34	31	376	6.5	309	-15	0.0	0.0	0.0	0.0	0.0	
Monday, February 10, 2014	20:50	0:10	32	40												

Table B-1: Location A Winter Compliance Evaluation

Date	Time	Duration	Leq	Lmax	L(10)	L(90)	WT N2	WT N2	Onsite Met	Onsite Met	NWS Plymouth	Loc. A	Loc. A	Loc. 6	Loc. 6
	Start Time	(min)	(dBA)	(dBA)	(dBA)	(dBA)	Output (kW)	HH WS (m/s)	WD @ 75m (degrees)	Temp. (°C)	Precip. Obs.	Avg. WS @ 2m (m/s)	Gust WS @ 2m (m/s)	Avg. WS @ 2m (m/s)	Gust WS @ 2m (m/s)
Monday, February 10, 2014	23:40	0:10	31	46	33	27	103	3.8	316	-16		0.0	0.0	0.2	0.6
Monday, February 10, 2014	23:50	0:10	28	39	29	27	112	3.8	316	-16		0.0	0.0	0.2	0.6
Tuesday, February 11, 2014	0:00	0:10	28	44	29	26	99	3.7	318	-16		0.0	0.0	0.0	0.4
Tuesday, February 11, 2014	0:10	0:10	28	54	29	26	82	3.6	319	-16		0.0	0.0	0.0	0.4
Tuesday, February 11, 2014	0:20	0:10	28	36	29	26	84	3.6	319	-16		0.0	0.0	0.0	0.0
Tuesday, February 11, 2014	0:30	0:10	28	41	29	27	76	3.2	320	-16		0.0	0.0	0.0	0.0
Tuesday, February 11, 2014	0:40	0:10	28	37	29	26	75	3.4	319	-16		0.0	0.0	0.0	0.0
Tuesday, February 11, 2014	0:50	0:10	27	32	28	26	70	3.3	317	-16		0.0	0.0	0.0	0.0
Tuesday, February 11, 2014	1:00	0:10	27	32	28	26	86	3.7	320	-16		0.0	0.0	0.0	0.0
Tuesday, February 11, 2014	1:10	0:10	27	37	28	26	102	3.9	320	-16		0.0	0.0	0.0	0.2
Tuesday, February 11, 2014	1:20	0:10	28	39	28	26	113	3.9	317	-16		0.0	0.0	0.0	0.2
Tuesday, February 11, 2014	1:30	0:10	27	38	28	26	120	3.8	314	-16		0.0	0.0	0.0	0.0
Tuesday, February 11, 2014	1:40	0:10	27	35	28	26	123	3.7	309	-16		0.0	0.0	0.0	0.0
Tuesday, February 11, 2014	1:50	0:10	28	45	28	26	120	3.6	306	-16		0.0	0.0	0.0	0.0
Tuesday, February 11, 2014	2:00	0:10	22	32	26	19	2	3.6	303	-16		0.0	0.0	0.0	0.0
Tuesday, February 11, 2014	2:10	0:10	23	40	25	18	-4	3.7	301	-17		0.0	0.0	0.0	0.0
Tuesday, February 11, 2014	2:20	0:10	20	43	22	17	-4	3.7	301	-17		0.0	0.0	0.2	1.1
Tuesday, February 11, 2014	2:30	0:10	21	46	22	18	-5	3.5	301	-17		0.0	0.0	0.4	1.5
Tuesday, February 11, 2014	2:40	0:10	22	42	24	17	-4	3.5	304	-17		0.0	0.0	0.4	1.7
Tuesday, February 11, 2014	2:50	0:10	21	53	22	17	-4	3.7	305	-17		0.0	0.0	0.0	0.6
Tuesday, February 11, 2014	3:00	0:10	27	34	29	21	59	3.4	305	-17		0.0	0.0	0.4	1.5
Tuesday, February 11, 2014	3:10	0:10	26	33	28	25	67	3.2	306	-17		0.0	0.0	0.0	0.0
Tuesday, February 11, 2014	3:20	0:10	26	31	27	25	47	2.7	302	-17		0.0	0.0	0.0	0.0
Tuesday, February 11, 2014	3:30	0:10	31	48	35	25	15	2.5	298	-17		0.0	0.0	0.0	0.0
Tuesday, February 11, 2014	3:40	0:10	27	40	28	25	73	3.1	297	-17		0.0	0.0	0.0	0.0
Tuesday, February 11, 2014	3:50	0:10	26	38	27	25	45	2.9	294	-17		0.0	0.0	0.0	0.0
Tuesday, February 11, 2014	4:00	0:10	26	36	28	24	25	2.9	293	-17		0.0	0.0	0.0	0.2
Tuesday, February 11, 2014	4:10	0:10	26	42	28	24	-2	2.4	291	-17		0.0	0.0	0.0	1.1
Tuesday, February 11, 2014	4:20	0:10	25	39	28	19	-4	2.1	292	-17		0.0	0.0	0.0	0.2
Tuesday, February 11, 2014	4:30	0:10	23	37	25	19	-5	2.3	294	-17		0.0	0.0	0.0	0.0
Tuesday, February 11, 2014	4:40	0:10	23	35	25	20	-4	2.6	295	-17		0.0	0.0	0.0	0.0
Tuesday, February 11, 2014	4:50	0:10	29	46	32	24	3	3.1	295	-17		0.0	0.0	0.0	0.4
Tuesday, February 11, 2014	5:00	0:10	29	41	31	25	52	3.6	298	-17		0.0	0.0	0.0	0.4
Tuesday, February 11, 2014	5:10	0:10	26	36	28	24	39	3.2	298	-17		0.0	0.0	0.0	0.0
Tuesday, February 11, 2014	5:20	0:10	29	46	31	24	3	3.0	297	-17		0.0	0.0	0.0	0.0
Tuesday, February 11, 2014	5:30	0:10	30	42	32	25	23	3.0	298	-17		0.0	0.0	0.0	0.0
Tuesday, February 11, 2014	5:40	0:10	34	49	36	26	30	3.2	298	-17		0.0	0.0	0.0	0.0
Tuesday, February 11, 2014	5:50	0:10	31	50	34	26	-5	2.4	298	-17		0.0	0.0	0.0	0.0
Tuesday, February 11, 2014	6:00	0:10	29	43	31	26	18	2.6	297	-17		0.0	0.0	0.0	0.0
Tuesday, February 11, 2014	6:10	0:10	32	46	35	27	13	3.0	297	-17		0.0	0.0	0.0	0.0
Tuesday, February 11, 2014	6:20	0:10	30	39	32	26	-8	2.7	296	-17		0.0	0.0	0.0	0.0
Tuesday, February 11, 2014	6:30	0:10	33	45	35	29	-3	2.7	293	-17		0.0	0.2	0.0	0.0
Tuesday, February 11, 2014	6:40	0:10	37	52	40	28	-8	2.2	295	-18		0.0	0.0	0.0	0.0
Tuesday, February 11, 2014	6:50	0:10	37	47	40	31	-6	2.2	296	-17		0.0	0.0	0.0	0.0
Tuesday, February 11, 2014	7:00	0:10	45	71	41	29	-4	2.6	299	-17		0.0	0.0	0.0	0.0
Tuesday, February 11, 2014	7:10	0:10	38	57	40	32	2	2.5	297	-17	1	0.0	0.0	0.0	0.0
Tuesday, February 11, 2014	7:20	0:10	37	49	40	32	150	4.1	299	-17	1	0.0	0.0	0.0	0.0
Tuesday, February 11, 2014	7:30	0:10	37	50	40	33	280	4.9	303	-17	1	0.0	0.0	0.4	0.7
Tuesday, February 11, 2014	7:40	0:10	38	47	40	34	380	5.1	308	-17	1	0.0	0.0	0.4	0.9
Tuesday, February 11, 2014	7:50	0:10	37	48	39	34	425	5.1	309	-16		0.0	0.0	0.2	0.9
Tuesday, February 11, 2014	8:00	0:10	39	46	41	36	678	6.1	306	-16		0.0	0.0	0.2	0.9
Tuesday, February 11, 2014	8:10	0:10	38	51	40	33	394	5.1	307	-17		0.0	0.0	0.4	1.3
Tuesday, February 11, 2014	8:20	0:10	35	46	39	30	206	4.4	306	-16		0.0	0.0	0.7	1.5
Tuesday, February 11, 2014	8:30	0:10	34	43	37	30	71	3.5	310	-16		0.0	0.0	0.6	1.7
Tuesday, February 11, 2014	8:40	0:10	36	44	39	32	141	3.6	311	-15		0.0	0.0	0.7	1.9
Tuesday, February 11, 2014	8:50	0:10	35	49	37	32	384	5.1	312	-15		0.0	0.0	0.6	1.5
Tuesday, February 11, 2014	9:00	0:10	38	49	40	35	747	6.1	313	-15		0.0	0.0	0.6	2.0
Tuesday, February 11, 2014	9:10	0:10	38	47	40	36	687	6.1	310	-15		0.0	0.0	0.4	1.1
Tuesday, February 11, 2014	9:20	0:10	39	49	40	36	837	6.7	312	-15		0.0	0.2	0.7	2.2
Tuesday, February 11, 2014	9:30	0:10	39	46	41	37	1185	7.4	311	-15		0.0	0.2	1.3	5.2
Tuesday, February 11, 2014	9:40	0:10	41	49	43	38	1340	8.1	307	-15		0.0	0.4	0.9	2.8
Tuesday, February 11, 2014	9:50	0:10	41	48	43	39	1680	10.0	309	-14		0.0	1.3	0.9	2.8
Tuesday, February 11, 2014	10:00	0:10	41	47	43	39	1727	9.2	309	-14		0.0	1.9	1.5	4.1
Tuesday, February 11, 2014	10:10	0:10	40	51	42	37	985	7.5	310	-14		0.2	2.4	2.2	5.2
Tuesday, February 11, 2014	10:20	0:10	43	52	45	40	1394	9.7	304	-14		0.4	3.5	1.7	4.3
Tuesday, February 11, 2014	10:30	0:10	41	51	43	38	1737	10.6	302	-13		0.2	2.6	1.7	4.1
Tuesday, February 11, 2014	10:40	0:10	43	55	45	39	1902	11.3	307	-13		0.6	3.5	1.5	4.3
Tuesday, February 11, 2014	10:50	0:10	41	51	43	38	1528	10.1	302	-13		0.4	3.5	1.3	3.7
Tuesday, February 11, 2014	11:00	0:10	41	48	43	39	1516	10.2	312	-13		0.6	2.8	1.5	3.2
Tuesday, February 11, 2014	11:10	0:10	41	51	44	39	1440	9.9	300	-13		0.2	3.0	1.3	3.3
Tuesday, February 11, 2014	11:20	0:10	41	51	43	37	1144	9.0	301	-13		0.2	2.4	0.9	2.8
Tuesday, February 11, 2014	11:30	0:10	41	60	43	37	1219	9.4	300	-12		0.4	2.0	0.9	2.8
Tuesday, February 11, 2014	11:40	0:10	41	51	43	39	1222	9.1	294	-12		0.4	2.8	1.3	3.7
Tuesday, February 11, 2014	11:50	0:10	41	49	43	39	1225	9.5	306	-12		0.6	3.9	2.0	4.6
Tuesday, February 11, 2014	12:00	0:10	42	54	43	39	1645	10.9	310	-13		0.7	3.3	1.9	4.3
Tuesday, February 11, 2014	12:10	0:10	42	49	43	39	1664	10.7	315	-13		0.2	2.2	1.9	3.7
Tuesday, February 11, 2014	12:20	0:10	41	52	43	38	1505	10.1	311	-13		0.4	4.4	2.2	4.6
Tuesday, February 11, 2014	12:30	0:10	41	51	43	39	1439	10.3	310	-13		0.4	4.6	2.0	5.2
Tuesday, February 11, 2014	12:40	0:10	42	51	44	39	1757	11.2	311	-13		0.4	3.0	1.3	4.3
Tuesday, February 11, 2014	12:50	0:10	41	49	42	39	1941	12.9	308	-13		0.0	0.7	1.5	4.3
Tuesday, February 11, 2014	13:00	0:10	43	63	44	39	1969	12.6	306	-12		0.4	3.9	2.4	5.4
Tuesday, February 11, 2014	13:10	0:10	42	51	44	39	1759	11.4	298	-12		0.6	2.8	1.7	5.0
Tuesday, February 11, 2014	13:20	0:10	43	54	45	40	1941	12.2	296	-12		0.7	3.7	1.5	3.9
Tuesday, February 11, 2014	13:30	0:10	45	61	44	39	1760	11.2	290	-11		0.6	3.2	1.7	3.2
Tuesday, February 11, 2014	13:40	0:10	50	67	54	39	1955	11.9	301	-11		0.4	2.6	1.9	5.9
Tuesday, February 11, 2014	13:50	0:10	42	55	45	36	1355	11.2	307	-11		0.7	3.9	2.2	5.2
Tuesday, February 11, 2014	14:00	0:10	38	47	41	33	-13	8.0	307	-11		0.7	3.0	1.7	4.4
Tuesday, February 11, 2014	14:10	0:10	39	50	42	35	-8	9.9	297	-11		0.6	3.3	1.9	5.2
Tuesday, February 11, 2014	14:20	0:10	38	52	42	3									

Table B-1: Location A Winter Compliance Evaluation

Date	Time	Duration	Leq	Lmax	L(10)	L(90)	WT N2	WT N2	Onsite Met	Onsite Met	NWS Plymouth	Loc. A	Loc. A	Loc. 6	Loc. 6
	Start Time	(min)	(dBA)	(dBA)	(dBA)	(dBA)	Output (kW)	HH WS (m/s)	WD @ 75m (degrees)	Temp. (°C)	Precip. Obs.	Avg. WS @ 2m (m/s)	Gust WS @ 2m (m/s)	Avg. WS @ 2m (m/s)	Gust WS @ 2m (m/s)
Tuesday, February 11, 2014	16:40	0:10	41	52	43	39	1976	12.5	317	-14		0.2	2.0	0.7	3.5
Tuesday, February 11, 2014	16:50	0:10	41	54	43	38	1850	11.6	307	-14		0.2	2.2	1.1	2.8
Tuesday, February 11, 2014	17:00	0:10	41	48	43	38	1330	9.5	308	-14		0.0	1.1	0.9	2.4
Tuesday, February 11, 2014	17:10	0:10	41	49	43	39	1751	10.9	309	-14		0.2	2.6	0.9	3.2
Tuesday, February 11, 2014	17:20	0:10	42	58	44	39	1572	10.2	311	-15		0.0	1.3	0.6	1.9
Tuesday, February 11, 2014	17:30	0:10	39	45	41	36	761	7.7	313	-15		0.0	1.3	0.7	2.8
Tuesday, February 11, 2014	17:40	0:10	39	47	41	36	660	7.4	320	-15		0.0	0.0	1.1	3.5
Tuesday, February 11, 2014	17:50	0:10	40	58	40	37	755	7.8	322	-15		0.0	0.2	1.3	3.2
Tuesday, February 11, 2014	18:00	0:10	39	51	41	36	760	7.7	324	-15		0.0	0.0	0.9	2.2
Tuesday, February 11, 2014	18:10	0:10	40	47	41	37	1083	8.8	323	-15		0.0	0.0	1.1	3.2
Tuesday, February 11, 2014	18:20	0:10	38	47	40	36	856	7.8	323	-15		0.0	0.4	0.9	2.4
Tuesday, February 11, 2014	18:30	0:10	36	46	38	34	629	7.2	324	-16		0.0	0.0	1.3	3.5
Tuesday, February 11, 2014	18:40	0:10	36	43	38	34	599	7.1	322	-16		0.0	1.5	1.1	2.6
Tuesday, February 11, 2014	18:50	0:10	38	65	40	35	888	8.1	323	-16		0.0	0.6	0.7	1.9
Tuesday, February 11, 2014	19:00	0:10	39	62	40	36	1006	8.6	320	-16		0.0	0.6	0.9	4.8
Tuesday, February 11, 2014	19:10	0:10	41	49	42	38	1241	9.1	319	-16		0.0	0.9	0.7	2.4
Tuesday, February 11, 2014	19:20	0:10	41	49	43	39	1507	10.1	321	-16		0.0	1.1	0.7	2.8
Tuesday, February 11, 2014	19:30	0:10	41	48	43	38	971	8.4	321	-16		0.0	1.1	0.7	3.0
Tuesday, February 11, 2014	19:40	0:10	41	55	43	38	1692	10.6	324	-17		0.4	3.5	0.7	3.5
Tuesday, February 11, 2014	19:50	0:10	40	46	42	38	1769	11.0	319	-17		0.2	2.0	0.9	2.6
Tuesday, February 11, 2014	20:00	0:10	41	48	42	38	1599	10.3	316	-17		0.2	1.9	1.3	3.9
Tuesday, February 11, 2014	20:10	0:10	41	49	44	39	1350	9.2	319	-18		0.2	1.7	1.3	3.2
Tuesday, February 11, 2014	20:20	0:10	41	48	43	39	1158	8.9	319	-18		0.0	0.2	1.3	3.7
Tuesday, February 11, 2014	20:30	0:10	41	47	43	38	1358	9.5	325	-18		0.0	0.6	1.5	4.6
Tuesday, February 11, 2014	20:40	0:10	40	46	42	38	1612	10.5	329	-18		0.2	2.4	1.1	3.2
Tuesday, February 11, 2014	20:50	0:10	41	51	43	38	1804	11.0	328	-18		0.0	0.7	1.1	3.2
Tuesday, February 11, 2014	21:00	0:10	40	48	42	38	1759	10.8	330	-18		0.0	0.4	1.3	4.6
Tuesday, February 11, 2014	21:10	0:10	41	49	43	38	1895	11.6	326	-18		0.2	1.1	1.1	3.2
Tuesday, February 11, 2014	21:20	0:10	40	48	42	38	1759	10.8	322	-18		0.2	3.0	1.1	3.5
Tuesday, February 11, 2014	21:30	0:10	41	54	43	38	1355	9.6	324	-18		0.0	0.7	1.1	2.6
Tuesday, February 11, 2014	21:40	0:10	39	47	41	36	1299	9.5	323	-19		0.2	2.8	1.1	4.1
Tuesday, February 11, 2014	21:50	0:10	40	48	42	37	1148	9.1	326	-19		0.0	1.1	1.1	3.2
Tuesday, February 11, 2014	22:00	0:10	39	46	41	36	929	8.6	329	-19		0.0	0.9	1.1	3.3
Tuesday, February 11, 2014	22:10	0:10	35	45	38	31	575	7.3	324	-19		0.0	1.1	1.3	3.3
Tuesday, February 11, 2014	22:20	0:10	37	51	39	34	1047	8.9	331	-19		0.2	2.4	1.5	3.9
Tuesday, February 11, 2014	22:30	0:10	38	54	40	36	1408	9.6	337	-19		0.0	3.0	1.7	3.7
Tuesday, February 11, 2014	22:40	0:10	38	47	41	34	1323	9.3	332	-19		0.2	1.7	0.9	3.5
Tuesday, February 11, 2014	22:50	0:10	32	41	34	28	190	4.7	332	-19		0.2	2.0	0.4	2.8
Tuesday, February 11, 2014	23:00	0:10	34	42	36	31	328	5.9	328	-19		0.0	0.0	0.2	1.3
Tuesday, February 11, 2014	23:10	0:10	38	48	39	35	771	7.6	329	-19		0.2	1.5	0.2	2.2
Tuesday, February 11, 2014	23:20	0:10	38	43	40	35	1085	8.6	328	-19		0.0	0.0	0.7	2.0
Tuesday, February 11, 2014	23:30	0:10	39	49	41	37	1034	8.7	329	-19		0.0	0.0	0.6	1.5
Tuesday, February 11, 2014	23:40	0:10	40	46	42	37	1304	9.3	333	-19		0.0	0.0	0.7	2.4
Tuesday, February 11, 2014	23:50	0:10	38	45	40	35	1021	8.5	330	-20		0.0	1.1	1.5	4.3
Wednesday, February 12, 2014	0:00	0:10	35	45	37	32	629	7.2	329	-20		0.0	0.9	1.5	3.5
Wednesday, February 12, 2014	0:10	0:10	35	47	37	32	512	6.6	326	-20		0.0	0.0	1.1	3.0
Wednesday, February 12, 2014	0:20	0:10	35	43	37	33	547	7.0	327	-20		0.0	0.0	1.3	2.6
Wednesday, February 12, 2014	0:30	0:10	39	55	41	33	800	7.8	323	-20		0.0	0.2	1.3	2.6
Wednesday, February 12, 2014	0:40	0:10	40	48	41	37	1525	9.9	322	-20		0.0	1.1	1.7	3.7
Wednesday, February 12, 2014	0:50	0:10	40	47	42	38	1851	11.1	318	-20		0.0	1.1	1.5	4.8
Wednesday, February 12, 2014	1:00	0:10	40	48	42	37	1649	10.1	319	-20		0.0	1.3	1.5	3.9
Wednesday, February 12, 2014	1:10	0:10	40	49	41	37	1557	9.9	317	-20		0.0	0.2	1.3	3.7
Wednesday, February 12, 2014	1:20	0:10	39	49	41	36	1849	10.9	319	-20		0.0	1.7	1.3	3.0
Wednesday, February 12, 2014	1:30	0:10	39	49	41	35	1568	9.8	323	-20		0.0	1.5	1.5	3.3
Wednesday, February 12, 2014	1:40	0:10	40	47	42	38	1643	10.2	320	-20		0.0	1.1	1.5	3.3
Wednesday, February 12, 2014	1:50	0:10	38	45	41	24	1414	10.2	321	-20		0.0	1.5	1.3	3.3
Wednesday, February 12, 2014	2:00	0:10	27	47	31	22	-10	10.1	322	-20		0.2	2.0	1.1	2.4
Wednesday, February 12, 2014	2:10	0:10	25	41	28	21	-6	9.2	319	-20		0.2	2.0	0.9	3.9
Wednesday, February 12, 2014	2:20	0:10	23	33	25	20	-7	8.0	322	-20		0.0	0.0	0.9	2.8
Wednesday, February 12, 2014	2:30	0:10	24	38	25	21	-6	8.3	317	-20		0.0	0.0	1.1	2.6
Wednesday, February 12, 2014	2:40	0:10	24	32	26	22	-4	9.7	317	-20		0.0	0.0	1.1	2.8
Wednesday, February 12, 2014	2:50	0:10	23	33	24	21	-3	8.9	319	-20		0.0	0.0	0.9	2.2
Wednesday, February 12, 2014	3:00	0:10	38	47	41	25	1057	9.5	321	-19		0.0	1.3	0.9	2.2
Wednesday, February 12, 2014	3:10	0:10	37	46	39	34	1200	9.1	321	-19		0.0	1.3	1.3	2.6
Wednesday, February 12, 2014	3:20	0:10	36	44	38	33	1038	8.4	319	-19		0.0	0.6	0.9	3.0
Wednesday, February 12, 2014	3:30	0:10	37	45	39	34	1383	9.4	316	-20		0.0	1.5	0.9	2.6
Wednesday, February 12, 2014	3:40	0:10	38	52	40	35	1877	11.4	319	-19		0.0	2.2	1.5	3.7
Wednesday, February 12, 2014	3:50	0:10	39	49	41	37	1662	10.3	323	-19		0.2	1.7	1.3	3.0
Wednesday, February 12, 2014	4:00	0:10	39	47	41	37	1751	10.8	320	-19		0.2	3.0	1.1	4.1
Wednesday, February 12, 2014	4:10	0:10	40	48	42	37	1707	10.7	322	-19		0.2	2.0	1.5	4.6
Wednesday, February 12, 2014	4:20	0:10	39	49	41	36	1378	9.3	316	-20		0.0	0.9	1.5	4.4
Wednesday, February 12, 2014	4:30	0:10	40	45	42	37	1560	9.9	313	-20		0.2	2.8	1.3	3.2
Wednesday, February 12, 2014	4:40	0:10	39	49	41	37	1578	10.1	315	-20		0.2	3.0	0.9	2.8
Wednesday, February 12, 2014	4:50	0:10	39	56	41	36	1267	9.3	320	-20		0.2	2.8	0.9	3.3
Wednesday, February 12, 2014	5:00	0:10	40	55	42	37	1680	10.1	321	-19		0.2	2.8	1.1	3.0
Wednesday, February 12, 2014	5:10	0:10	40	51	42	38	1957	11.8	324	-19		0.2	1.7	0.9	3.2
Wednesday, February 12, 2014	5:20	0:10	40	53	41	37	1915	11.5	330	-19		0.2	2.6	0.9	2.4
Wednesday, February 12, 2014	5:30	0:10	39	51	41	37	1581	10.2	324	-19		0.2	2.0	0.7	2.2
Wednesday, February 12, 2014	5:40	0:10	39	48	40	36	1306	9.1	321	-20		0.0	2.0	1.5	4.6
Wednesday, February 12, 2014	5:50	0:10	39	47	41	37	1389	9.5	320	-20		0.0	0.2	1.5	3.9
Wednesday, February 12, 2014	6:00	0:10	39	50	41	37	1588	10.0	324	-20		0.0	2.2	1.5	4.4
Wednesday, February 12, 2014	6:10	0:10	38	45	40	35	1192	9.0	320	-20		0.0	0.0	1.1	3.3
Wednesday, February 12, 2014	6:20	0:10	37	44	39	34	981	8.3	327	-20		0.0	0.0	1.3	2.8
Wednesday, February 12, 2014	6:30	0:10	37	47	38	34	845	8.1	329	-19		0.0	1.9	1.5	3.5
Wednesday, February 12, 2014	6:40	0:10	38	45	40	36	995	8.5	333	-19		0.0	1.1	1.1	3.3
Wednesday, February 12, 2014	6:50	0:10	38	49	40	35	1146	9.0	330	-19		0.0	0.9	0.9	3.3
Wednesday, February 12, 2014	7:00	0:10	37	44	39	34	1001	8.5	320	-19		0.0	0.0	0.9	2.0
Wednesday, February 12, 2014	7:10	0:10	40	55	42	36	1010	8.3	326	-19		0.0			

Table B-1: Location A Winter Compliance Evaluation

Date	Time	Duration	Leq	Lmax	L(10)	L(90)	WT N2	WT N2	Onsite Met	Onsite Met	NWS Plymouth	Loc. A	Loc. A	Loc. 6	Loc. 6
	Start Time	(min)	(dBA)	(dBA)	(dBA)	(dBA)	Output (kW)	HH WS (m/s)	WD @ 75m (degrees)	Temp. (°C)	Precip. Obs.	Avg. WS @ 2m (m/s)	Gust WS @ 2m (m/s)	Avg. WS @ 2m (m/s)	Gust WS @ 2m (m/s)
Wednesday, February 12, 2014	9:40	0:10	34	51	36	30	246	5.6	34	-10		0.2	3.0	0.9	2.6
Wednesday, February 12, 2014	9:50	0:10	33	45	35	29	285	5.5	43	-10		0.2	1.5	0.6	1.5
Wednesday, February 12, 2014	10:00	0:10	31	38	33	29	238	5.5	85	-9		0.0	1.1	0.4	1.9
Wednesday, February 12, 2014	10:10	0:10	34	51	36	29	139	4.6	119	-9		0.4	2.8	0.6	1.9
Wednesday, February 12, 2014	10:20	0:10	33	44	35	29	87	4.4	124	-9		0.2	2.6	0.7	1.9
Wednesday, February 12, 2014	10:30	0:10	36	53	39	31	99	4.5	166	-9		0.2	2.0	0.9	2.6
Wednesday, February 12, 2014	10:40	0:10	37	43	38	36	73	4.3	207	-9		0.0	1.1	0.6	1.7
Wednesday, February 12, 2014	10:50	0:10	37	44	37	35	47	4.0	207	-8		0.2	2.0	0.7	2.2
Wednesday, February 12, 2014	11:00						12	3.3	186	-9		0.0	1.7	0.4	1.9
Wednesday, February 12, 2014	11:10						-4	2.6	181	-8		0.0	0.6	0.6	1.5
Wednesday, February 12, 2014	11:20						-4	2.3	190	-8		0.0	0.6	0.4	1.5
Wednesday, February 12, 2014	11:30						-4	2.3	180	-7		0.0	0.0	0.6	1.3
Wednesday, February 12, 2014	11:40						-4	1.6	190	-7		0.0	1.3	0.7	1.7
Wednesday, February 12, 2014	11:50	0:10	30	43	33	22	-4	1.2	194	-7		0.0	0.0	0.7	2.0
Wednesday, February 12, 2014	12:00	0:10	29	50	32	20	-4	0.7	204	-7		0.0	0.0	0.7	1.7
Wednesday, February 12, 2014	12:10	0:10	27	50	29	19	-1	0.8	193	-7		0.0	0.0	0.7	2.2
Wednesday, February 12, 2014	12:20	0:10	22	45	24	18	-1	1.6	192	-6		0.0	0.0	0.7	1.7
Wednesday, February 12, 2014	12:30	0:10	28	39	31	22	0	2.1	179	-6		0.0	0.0	0.9	2.4
Wednesday, February 12, 2014	12:40	0:10	26	48	31	16	0	2.0	179	-6		0.0	0.2	0.9	1.9
Wednesday, February 12, 2014	12:50	0:10	33	53	31	19	0	1.7	177	-6		0.0	0.9	1.3	3.3
Wednesday, February 12, 2014	13:00	0:10	25	40	28	18	0	1.7	177	-6		0.0	1.7	0.6	1.9
Wednesday, February 12, 2014	13:10	0:10	28	47	28	19	0	2.1	176	-6		0.0	1.3	0.9	2.6
Wednesday, February 12, 2014	13:20	0:10	27	40	30	20	-4	3.2	174	-6		0.2	1.5	1.3	4.3
Wednesday, February 12, 2014	13:30	0:10	27	35	29	25	137	4.9	174	-6		0.4	1.5	0.9	1.9
Wednesday, February 12, 2014	13:40	0:10	32	53	31	26	83	4.1	176	-6		0.4	2.0	0.7	3.2
Wednesday, February 12, 2014	13:50	0:10	33	43	36	28	187	5.2	173	-6		0.4	1.7	1.1	2.6
Wednesday, February 12, 2014	14:00	0:10	28	44	31	20	1	4.8	170	-6		0.6	2.0	0.9	2.4
Wednesday, February 12, 2014	14:10	0:10	27	37	30	22	-5	4.5	165	-6		0.2	1.3	0.9	2.4
Wednesday, February 12, 2014	14:20	0:10	29	45	31	20	-6	4.0	157	-6		0.2	1.3	1.1	2.2
Wednesday, February 12, 2014	14:30	0:10	27	53	30	18	-7	3.2	156	-6		0.2	1.9	0.7	2.6
Wednesday, February 12, 2014	14:40	0:10	39	66	37	22	-6	3.4	156	-6		0.6	1.7	0.7	2.6
Wednesday, February 12, 2014	14:50	0:10	49	82	36	22	-5	4.4	160	-6		0.6	1.9	1.5	3.2
Wednesday, February 12, 2014	15:00	0:10	29	44	31	25	14	3.9	163	-6		0.4	2.0	1.5	3.3
Wednesday, February 12, 2014	15:10	0:10	36	51	38	26	74	4.3	158	-6		0.4	3.7	0.7	2.8
Wednesday, February 12, 2014	15:20	0:10	36	58	40	25	8	3.5	161	-6		0.0	0.2	0.6	1.9
Wednesday, February 12, 2014	15:30	0:10	29	43	32	24	31	4.0	163	-6		0.0	0.0	0.7	2.2
Wednesday, February 12, 2014	15:40	0:10	29	42	32	25	9	4.4	163	-7		0.0	0.9	0.7	2.0
Wednesday, February 12, 2014	15:50	0:10	27	44	29	24	51	4.9	160	-7		0.2	1.1	0.6	1.7
Wednesday, February 12, 2014	16:00	0:10	33	53	36	24	46	5.1	157	-7		0.0	0.7	0.7	1.9
Wednesday, February 12, 2014	16:10	0:10	31	49	33	24	112	5.2	157	-8		0.0	0.0	1.1	2.4
Wednesday, February 12, 2014	16:20	0:10	29	47	31	24	16	5.9	151	-8		0.0	0.6	0.9	2.0
Wednesday, February 12, 2014	16:30	0:10	29	42	32	25	90	6.9	148	-8		0.0	3.0	0.7	1.9
Wednesday, February 12, 2014	16:40	0:10	29	37	32	25	111	6.7	145	-8		0.0	0.0	0.6	1.9
Wednesday, February 12, 2014	16:50	0:10	29	41	31	26	86	6.7	146	-8		0.0	0.2	0.2	1.3
Wednesday, February 12, 2014	17:00	0:10	31	43	35	25	102	6.4	148	-9		0.0	0.0	0.0	0.2
Wednesday, February 12, 2014	17:10	0:10	27	40	30	24	74	6.3	148	-9		0.0	0.0	0.0	0.0
Wednesday, February 12, 2014	17:20	0:10	28	36	30	24	138	6.3	152	-9		0.0	0.2	0.0	0.0
Wednesday, February 12, 2014	17:30	0:10	30	40	33	26	58	7.1	155	-9		0.0	0.0	0.0	0.0
Wednesday, February 12, 2014	17:40	0:10	30	41	32	27	42	7.1	152	-9		0.0	0.0	0.6	1.9
Wednesday, February 12, 2014	17:50	0:10	30	38	32	26	107	7.5	148	-10		0.0	0.0	0.7	1.1
Wednesday, February 12, 2014	18:00	0:10	31	41	35	25	224	7.4	151	-10		0.0	0.0	0.6	1.1
Wednesday, February 12, 2014	18:10	0:10	27	34	29	23	83	6.3	150	-10		0.0	0.0	0.6	0.9
Wednesday, February 12, 2014	18:20	0:10	33	43	36	27	279	7.4	151	-10		0.0	0.0	0.6	1.3
Wednesday, February 12, 2014	18:30	0:10	36	52	38	29	198	7.7	152	-10		0.0	0.0	0.7	1.3
Wednesday, February 12, 2014	18:40	0:10	36	50	39	29	52	6.5	156	-10		0.0	0.0	0.2	0.7
Wednesday, February 12, 2014	18:50	0:10	33	41	35	29	193	6.2	155	-10		0.0	0.0	0.0	0.0
Wednesday, February 12, 2014	19:00	0:10	34	41	36	32	594	6.7	158	-10		0.0	0.0	0.0	0.0
Wednesday, February 12, 2014	19:10	0:10	34	45	36	30	427	6.2	158	-10		0.0	0.0	0.0	0.9
Wednesday, February 12, 2014	19:20	0:10	35	48	37	33	551	6.8	156	-10		0.0	0.0	0.6	1.1
Wednesday, February 12, 2014	19:30	0:10	35	43	37	33	480	6.5	157	-10		0.0	0.0	0.7	1.5
Wednesday, February 12, 2014	19:40	0:10	33	40	35	30	363	5.9	157	-10		0.0	0.0	0.4	0.9
Wednesday, February 12, 2014	19:50	0:10	33	40	35	31	453	6.5	159	-11		0.0	0.0	0.6	1.1
Wednesday, February 12, 2014	20:00	0:10	31	39	34	26	227	5.1	161	-11		0.0	0.0	0.6	1.1
Wednesday, February 12, 2014	20:10	0:10	31	57	33	27	378	6.1	159	-11		0.0	0.0	0.2	0.9
Wednesday, February 12, 2014	20:20	0:10	31	45	33	28	293	5.7	160	-11		0.0	0.0	0.0	0.6
Wednesday, February 12, 2014	20:30	0:10	31	50	31	26	217	5.1	162	-11		0.0	0.0	0.0	0.0
Wednesday, February 12, 2014	20:40	0:10	32	46	34	28	314	5.6	163	-11		0.0	0.0	0.0	0.0
Wednesday, February 12, 2014	20:50	0:10	29	38	31	25	197	5.0	164	-11		0.0	0.0	0.0	0.0
Wednesday, February 12, 2014	21:00	0:10	28	40	30	26	252	5.4	165	-11		0.0	0.0	0.0	0.7
Wednesday, February 12, 2014	21:10	0:10	30	40	32	28	258	5.2	166	-11		0.0	0.0	0.2	0.7
Wednesday, February 12, 2014	21:20	0:10	29	42	31	26	252	5.5	165	-11		0.0	0.0	0.0	0.2
Wednesday, February 12, 2014	21:30	0:10	30	41	33	26	251	5.5	160	-11		0.0	0.0	0.0	0.0
Wednesday, February 12, 2014	21:40	0:10	27	33	29	25	154	4.7	159	-11		0.0	0.0	0.0	0.0
Wednesday, February 12, 2014	21:50	0:10	26	33	28	24	188	4.9	159	-11		0.0	0.0	0.0	0.0
Wednesday, February 12, 2014	22:00	0:10	28	42	30	25	194	4.9	156	-12		0.0	0.0	0.0	0.0
Wednesday, February 12, 2014	22:10	0:10	28	41	30	24	127	4.5	164	-12		0.0	0.0	0.0	0.0
Wednesday, February 12, 2014	22:20	0:10	26	32	28	24	75	4.0	169	-12		0.0	0.0	0.0	0.0
Wednesday, February 12, 2014	22:30	0:10	27	41	29	24	102	4.2	171	-12		0.0	0.0	0.2	0.6
Wednesday, February 12, 2014	22:40	0:10	27	39	29	24	121	4.4	167	-12		0.0	0.0	0.0	0.2
Wednesday, February 12, 2014	22:50	0:10	24	40	25	23	87	4.1	163	-11		0.0	0.0	0.0	0.0
Wednesday, February 12, 2014	23:00	0:10	26	43	27	24	44	3.6	170	-11		0.0	0.0	0.0	0.0
Wednesday, February 12, 2014	23:10	0:10	26	38	27	23	53	3.9	171	-11		0.0	0.0	0.0	0.0
Wednesday, February 12, 2014	23:20	0:10	27	52	28	24	50	3.8	168	-11		0.0	0.0	0.0	0.0
Wednesday, February 12, 2014	23:30	0:10	26	42	27	23	35	3.6	159	-12		0.0	0.0	0.0	0.0
Wednesday, February 12, 2014	23:40	0:10	25	40	26	22	71	4.0	160	-12		0.0	0.0	0.0	0.0
Wednesday, February 12, 2014	23:50	0:10	26	43	27	23	89	4.3	160	-11		0.0	0.0	0.0	0.0
Thursday, February 13, 2014	0:00	0:10	30	52	31	24	139	4.7	161	-11		0.0	0.0	0.0	0.0
Thursday, February 13, 2014	0:10	0:10	27	49	27	24	147	4.9	154	-11		0.0	0.0	0.2	0.6
Thursday, February 13, 2014	0:20	0:10	27	44	28	25	141	4.8	155	-12		0.0	0.0	0.2	0.7
Thursday, February 13, 2014	0:30	0:10	28	44	30	25	131	4.9							

Table B-1: Location A Winter Compliance Evaluation

Date	Time	Duration	Leq	Lmax	L(10)	L(90)	WT N2	WT N2	Onsite Met	Onsite Met	NWS Plymouth	Loc. A	Loc. A	Loc. 6	Loc. 6
	Start Time	(min)	(dBA)	(dBA)	(dBA)	(dBA)	Output (kW)	HH WS (m/s)	WD @ 75m (degrees)	Temp. (°C)	Precip. Obs.	Avg. WS @ 2m (m/s)	Gust WS @ 2m (m/s)	Avg. WS @ 2m (m/s)	Gust WS @ 2m (m/s)
Thursday, February 13, 2014	2:40	0:10	19	37	21	15	-5	4.5	184	-11		0.0	0.0	0.2	0.7
Thursday, February 13, 2014	2:50	0:10	23	46	25	16	-5	5.4	181	-11		0.0	0.0	0.2	0.7
Thursday, February 13, 2014	3:00	0:10	27	47	28	24	169	4.7	184	-11		0.0	0.0	0.6	0.9
Thursday, February 13, 2014	3:10	0:10	27	43	28	24	186	4.7	186	-11		0.0	0.0	0.0	0.4
Thursday, February 13, 2014	3:20	0:10	28	45	29	25	199	4.8	186	-10		0.0	0.0	0.0	0.6
Thursday, February 13, 2014	3:30	0:10	28	47	30	24	199	4.9	181	-10		0.0	0.0	0.0	0.0
Thursday, February 13, 2014	3:40	0:10	28	47	30	24	216	4.8	176	-10		0.0	0.0	0.0	0.0
Thursday, February 13, 2014	3:50	0:10	26	33	28	23	107	4.0	173	-10		0.0	0.0	0.0	0.0
Thursday, February 13, 2014	4:00	0:10	26	35	27	24	99	4.1	166	-10		0.0	0.0	0.6	1.1
Thursday, February 13, 2014	4:10	0:10	29	46	30	25	97	4.1	164	-10		0.0	0.0	0.6	0.9
Thursday, February 13, 2014	4:20	0:10	27	39	29	25	140	4.6	164	-10		0.0	0.0	0.4	1.3
Thursday, February 13, 2014	4:30	0:10	28	40	30	25	276	5.8	160	-10		0.0	0.0	0.0	0.4
Thursday, February 13, 2014	4:40	0:10	31	43	33	29	581	7.5	148	-10		0.0	0.0	0.6	0.9
Thursday, February 13, 2014	4:50	0:10	31	39	33	29	559	7.4	148	-10		0.0	0.0	0.2	0.7
Thursday, February 13, 2014	5:00	0:10	31	38	32	29	411	6.7	151	-10		0.0	0.0	0.4	0.9
Thursday, February 13, 2014	5:10	0:10	30	37	31	27	252	5.6	142	-11		0.0	0.0	0.4	0.9
Thursday, February 13, 2014	5:20	0:10	30	49	31	27	232	5.4	131	-11		0.0	0.0	0.6	0.9
Thursday, February 13, 2014	5:30	0:10	30	41	32	27	229	5.4	130	-12		0.0	0.0	0.0	0.4
Thursday, February 13, 2014	5:40	0:10	32	39	35	29	225	5.2	122	-12		0.0	0.0	0.0	0.0
Thursday, February 13, 2014	5:50	0:10	36	58	38	30	177	4.8	128	-12		0.0	0.0	0.0	0.0
Thursday, February 13, 2014	6:00	0:10	33	42	36	26	176	5.0	124	-12		0.0	0.0	0.2	0.7
Thursday, February 13, 2014	6:10	0:10	27	38	29	25	77	3.7	123	-11		0.0	0.0	0.2	0.6
Thursday, February 13, 2014	6:20	0:10	26	38	28	24	52	3.6	119	-11		0.0	0.0	0.0	0.0
Thursday, February 13, 2014	6:30	0:10	29	41	31	26	167	4.8	109	-11		0.0	0.0	0.0	0.4
Thursday, February 13, 2014	6:40	0:10	28	35	29	26	147	4.7	116	-11		0.0	0.0	0.4	0.7
Thursday, February 13, 2014	6:50	0:10	29	39	31	27	210	5.2	114	-11		0.0	0.0	0.0	0.6
Thursday, February 13, 2014	7:00	0:10	28	32	29	26	147	4.5	113	-11		0.0	0.0	0.0	0.4
Thursday, February 13, 2014	7:10	0:10	28	40	29	26	150	4.6	106	-11		0.0	0.0	0.0	0.0
Thursday, February 13, 2014	7:20	0:10	32	48	35	26	104	4.0	112	-11		0.0	0.0	0.0	0.7
Thursday, February 13, 2014	7:30	0:10	32	47	31	27	84	3.9	109	-11		0.0	0.0	0.0	0.4
Thursday, February 13, 2014	7:40	0:10	32	43	34	27	29	3.2	99	-10		0.0	0.0	0.0	0.2
Thursday, February 13, 2014	7:50	0:10	30	41	33	27	59	3.6	101	-10		0.0	0.0	0.0	0.0
Thursday, February 13, 2014	8:00	0:10	29	34	30	27	-5	2.6	105	-10		0.0	0.0	0.0	0.6
Thursday, February 13, 2014	8:10	0:10	28	43	29	27	-2	2.6	106	-10		0.0	0.0	0.2	0.9
Thursday, February 13, 2014	8:20	0:10	28	34	30	27	18	3.0	89	-10		0.0	0.0	0.0	0.6
Thursday, February 13, 2014	8:30	0:10	31	41	32	28	20	3.1	88	-10		0.0	0.0	0.2	1.1
Thursday, February 13, 2014	8:40	0:10	30	35	32	29	25	3.1	94	-10		0.0	0.0	0.4	0.9
Thursday, February 13, 2014	8:50	0:10	32	38	34	29	10	2.8	100	-10		0.0	0.0	0.2	0.9
Thursday, February 13, 2014	9:00	0:10	32	56	32	28	34	3.3	102	-10		0.0	0.0	0.0	0.4
Thursday, February 13, 2014	9:10	0:10	34	48	36	29	37	3.2	92	-9		0.0	0.0	0.0	1.3
Thursday, February 13, 2014	9:20	0:10	32	43	33	30	64	3.5	90	-9		0.0	0.0	0.4	1.3
Thursday, February 13, 2014	9:30	0:10	33	39	35	30	58	3.5	86	-9		0.0	0.0	0.6	1.3
Thursday, February 13, 2014	9:40	0:10	34	45	36	29	81	3.7	82	-9		0.0	0.0	0.4	1.1
Thursday, February 13, 2014	9:50	0:10	36	48	38	31	133	4.3	84	-9		0.0	0.0	0.4	1.3
Thursday, February 13, 2014	10:00	0:10	33	47	36	30	70	3.6	75	-8		0.0	0.0	0.4	1.5
Thursday, February 13, 2014	10:10	0:10	31	38	33	29	36	3.3	73	-8		0.0	0.0	0.0	0.9
Thursday, February 13, 2014	10:20	0:10	35	50	36	31	90	3.8	77	-8		0.0	0.0	0.6	1.9
Thursday, February 13, 2014	10:30	0:10	32	42	34	30	193	4.9	82	-8	1	0.0	0.0	0.4	1.5
Thursday, February 13, 2014	10:40	0:10	33	47	34	31	360	5.9	82	-8	1	0.0	0.0	0.0	0.0
Thursday, February 13, 2014	10:50	0:10	35	48	36	31	145	4.3	79	-8	1	0.0	0.0	0.0	0.7
Thursday, February 13, 2014	11:00	0:10	33	48	34	31	95	3.9	79	-8	1	0.0	0.0	0.4	1.1
Thursday, February 13, 2014	11:10	0:10	33	43	35	32	59	3.6	79	-8	1	0.0	0.0	0.2	1.3
Thursday, February 13, 2014	11:20	0:10	33	37	34	32	109	4.2	82	-8	1	0.0	0.0	0.6	1.9
Thursday, February 13, 2014	11:30	0:10	33	46	34	30	133	4.3	82	-7	1	0.0	0.0	0.4	1.3
Thursday, February 13, 2014	11:40	0:10	34	42	36	31	200	4.7	81	-7	1	0.0	0.0	0.4	1.3
Thursday, February 13, 2014	11:50	0:10	32	39	34	31	231	5.0	80	-7	1	0.0	0.0	0.6	1.9
Thursday, February 13, 2014	12:00	0:10	34	40	36	33	253	5.3	78	-7	1	0.0	0.0	0.2	1.1
Thursday, February 13, 2014	12:10	0:10	34	39	35	31	359	5.7	77	-7	1	0.0	0.0	0.4	1.1
Thursday, February 13, 2014	12:20	0:10	35	40	36	33	433	6.2	77	-8	1	0.0	0.0	0.9	2.2
Thursday, February 13, 2014	12:30	0:10	38	58	39	34	312	5.7	75	-7	1	0.0	0.4	1.1	2.2
Thursday, February 13, 2014	12:40	0:10	35	41	37	34	220	5.0	73	-7	1	0.0	0.0	1.1	3.0
Thursday, February 13, 2014	12:50	0:10	37	44	38	35	188	4.8	73	-7	1	0.0	0.0	0.9	2.2
Thursday, February 13, 2014	13:00	0:10	38	50	39	34	196	4.9	69	-7	1	0.0	0.0	0.4	1.5
Thursday, February 13, 2014	13:10	0:10	38	46	40	35	248	5.2	64	-7	1	0.0	0.0	1.1	4.4
Thursday, February 13, 2014	13:20	0:10	39	52	41	36	240	5.3	67	-7	1	0.0	0.0	0.6	2.0
Thursday, February 13, 2014	13:30	0:10	39	50	41	36	291	5.7	68	-7	1	0.0	0.0	0.6	1.9
Thursday, February 13, 2014	13:40	0:10	40	53	43	36	319	5.8	64	-7	1	0.0	0.0	0.9	2.4
Thursday, February 13, 2014	13:50	0:10	41	56	43	37	316	5.7	62	-7	1	0.0	0.0	0.7	1.9
Thursday, February 13, 2014	14:00	0:10	36	45	39	31	0	9.5	64	-7	1	0.0	0.0	1.3	3.9
Thursday, February 13, 2014	14:10	0:10	41	53	44	33	-4	10.4	64	-7	1	0.0	0.0	0.7	2.4
Thursday, February 13, 2014	14:20	0:10	38	48	41	32	-4	10.2	62	-6	1	0.0	0.0	0.9	3.2
Thursday, February 13, 2014	14:30	0:10	35	46	38	31	-4	10.1	56	-6	1	0.0	0.0	1.1	2.8
Thursday, February 13, 2014	14:40	0:10	32	42	33	29	-4	8.4	58	-6	1	0.0	0.0	1.3	3.3
Thursday, February 13, 2014	14:50	0:10	32	46	34	29	-4	8.4	57	-6	1	0.0	0.0	0.9	2.2
Thursday, February 13, 2014	15:00	0:10	36	61	37	33	213	5.5	53	-6	1	0.0	0.0	1.1	3.2
Thursday, February 13, 2014	15:10	0:10	35	48	37	32	364	6.2	52	-6	1	0.0	0.0	1.1	2.8
Thursday, February 13, 2014	15:20	0:10	30	40	32	28	251	5.5	53	-6	1	0.0	0.0	1.1	2.6
Thursday, February 13, 2014	15:30	0:10	32	41	34	29	209	4.9	53	-5	1	0.0	0.0	0.7	2.2
Thursday, February 13, 2014	15:40	0:10	32	41	34	30	240	5.6	51	-5	1	0.0	0.0	1.1	2.4
Thursday, February 13, 2014	15:50	0:10	33	43	35	30	373	6.6	48	-5	1	0.0	0.0	0.9	2.4
Thursday, February 13, 2014	16:00	0:10	32	38	34	31	410	6.5	48	-5	1	0.0	0.0	0.9	3.2
Thursday, February 13, 2014	16:10	0:10	34	41	36	31	549	7.6	48	-5	1	0.0	0.0	1.1	2.6
Thursday, February 13, 2014	16:20	0:10	34	40	36	31	675	7.9	45	-5	1	0.0	0.0	0.9	2.0
Thursday, February 13, 2014	16:30	0:10	33	39	35	31	585	7.3	43	-5	1	0.0	0.0	0.7	2.8
Thursday, February 13, 2014	16:40	0:10	35	49	37	31	709	7.6	38	-5	1	0.0	0.0	0.4	2.0
Thursday, February 13, 2014	16:50	0:10	31	37	32	29	426	6.8	38	-5	1	0.0	0.0	0.6	2.4
Thursday, February 13, 2014	17:00	0:10	32	40	34	29	520	7.0	39	-5	1	0.0	0.0	0.6	1.7
Thursday, February 13, 2014	17:10	0:10	32	40	34	30	588	7.3	41	-5	1	0.0	0.0	0.4	1.7
Thursday, February 13, 2014	17:20	0:10	35	42	37	32	869	8.4	41	-4	1	0.0			

Table B-1: Location A Winter Compliance Evaluation

Date	Time	Duration	Leq	Lmax	L(10)	L(90)	WT N2	WT N2	Onsite Met	Onsite Met	NWS Plymouth	Loc. A	Loc. A	Loc. 6	Loc. 6
	Start Time	(min)	(dBA)	(dBA)	(dBA)	(dBA)	Output (kW)	HH WS (m/s)	WD @ 75m (degrees)	Temp. (°C)	Precip. Obs.	Avg. WS @ 2m (m/s)	Gust WS @ 2m (m/s)	Avg. WS @ 2m (m/s)	Gust WS @ 2m (m/s)
Thursday, February 13, 2014	19:40	0:10	35	45	37	31	740	7.7	41	-3	1	0.0	0.0	0.6	1.5
Thursday, February 13, 2014	19:50	0:10	38	48	41	34	1256	9.5	49	-3	1	0.0	0.0	0.4	1.7
Thursday, February 13, 2014	20:00	0:10	39	59	41	35	1532	10.0	53	-3	1	0.0	0.0	0.6	1.9
Thursday, February 13, 2014	20:10	0:10	38	48	40	35	1468	10.1	57	-3	1	0.0	0.0	0.7	2.0
Thursday, February 13, 2014	20:20	0:10	37	46	40	34	1064	8.9	55	-2	1	0.0	0.0	0.4	1.5
Thursday, February 13, 2014	20:30	0:10	38	47	40	35	1116	9.1	52	-2	1	0.0	0.0	0.4	1.5
Thursday, February 13, 2014	20:40	0:10	36	46	39	32	1093	9.0	49	-2	1	0.0	0.0	0.6	2.0
Thursday, February 13, 2014	20:50	0:10	35	43	38	32	910	8.6	50	-2	1	0.0	0.0	0.4	2.0
Thursday, February 13, 2014	21:00	0:10	32	39	34	28	506	7.0	51	-2	1	0.0	0.0	0.4	1.3
Thursday, February 13, 2014	21:10	0:10	32	42	34	28	703	7.8	50	-2	1	0.0	0.0	0.4	1.3
Thursday, February 13, 2014	21:20	0:10	34	45	37	29	741	7.9	48	-2	1	0.0	0.2	0.4	1.5
Thursday, February 13, 2014	21:30	0:10	34	45	37	31	839	8.1	48	-2	1	0.0	0.9	0.7	2.0
Thursday, February 13, 2014	21:40	0:10	32	42	35	28	531	7.1	47	-1	1	0.0	0.0	0.6	1.7
Thursday, February 13, 2014	21:50	0:10	29	39	31	25	273	5.9	50	-1	1	0.0	0.0	0.6	1.7
Thursday, February 13, 2014	22:00	0:10	27	35	29	24	176	5.0	51	-1	1	0.0	0.0	0.6	1.9
Thursday, February 13, 2014	22:10	0:10	25	42	27	23	214	5.6	52	-1	1	0.0	0.0	0.4	1.3
Thursday, February 13, 2014	22:20	0:10	26	42	28	23	278	5.9	51	-1	1	0.0	0.0	0.2	1.3
Thursday, February 13, 2014	22:30	0:10	29	39	31	25	211	5.3	53	-1	1	0.0	0.0	0.4	1.1
Thursday, February 13, 2014	22:40	0:10	28	51	29	26	188	5.2	53	-1	1	0.0	0.0	0.4	1.3
Thursday, February 13, 2014	22:50	0:10	29	40	31	26	349	6.4	50	-1	1	0.0	0.0	0.4	1.1
Thursday, February 13, 2014	23:00	0:10	27	41	29	24	123	4.6	53	-1	1	0.0	0.0	0.6	1.9
Thursday, February 13, 2014	23:10	0:10	28	40	30	26	50	4.3	52	-1	1	0.0	0.0	0.6	1.5
Thursday, February 13, 2014	23:20	0:10	28	45	30	25	103	4.1	55	-1	1	0.0	0.0	0.4	1.5
Thursday, February 13, 2014	23:30	0:10	29	43	31	26	93	4.3	53	-1	1	0.0	0.0	0.4	1.1
Thursday, February 13, 2014	23:40	0:10	27	43	29	24	127	4.7	52	-1	1	0.0	0.0	0.4	1.5
Thursday, February 13, 2014	23:50	0:10	29	47	31	25	234	5.8	47	-1	1	0.0	0.0	0.2	0.9
Friday, February 14, 2014	0:00	0:10	30	48	33	26	260	5.4	43	-1	1	0.0	0.0	0.2	1.1
Friday, February 14, 2014	0:10	0:10	32	44	34	27	453	7.1	40	-1	1	0.0	0.0	0.4	1.3
Friday, February 14, 2014	0:20	0:10	31	40	34	28	418	6.7	40	-1	1	0.0	0.0	0.6	2.0
Friday, February 14, 2014	0:30	0:10	32	44	34	30	685	8.0	41	-2	1	0.0	0.0	0.4	1.3
Friday, February 14, 2014	0:40	0:10	33	42	35	29	792	8.2	46	-2	1	0.0	0.0	0.6	1.7
Friday, February 14, 2014	0:50	0:10	34	48	36	31	845	8.1	52	-2	1	0.0	0.0	0.4	1.7
Friday, February 14, 2014	1:00	0:10	32	42	33	30	417	6.6	51	-1	1	0.0	0.0	0.6	2.2
Friday, February 14, 2014	1:10	0:10	31	43	33	29	339	6.3	48	-1	1	0.0	0.0	0.7	2.2
Friday, February 14, 2014	1:20	0:10	32	40	34	29	227	5.7	48	-1	1	0.0	1.1	0.4	2.4
Friday, February 14, 2014	1:30	0:10	32	48	33	30	437	7.0	46	-1	1	0.0	0.0	0.4	1.5
Friday, February 14, 2014	1:40	0:10	31	49	32	29	166	5.3	41	-2	1	0.0	0.0	0.4	2.0
Friday, February 14, 2014	1:50	0:10	30	43	31	28	113	5.0	39	-2	1	0.0	0.0	0.2	0.9
Friday, February 14, 2014	2:00	0:10	29	47	30	26	0	3.1	37	-2	1	0.0	0.0	0.2	0.9
Friday, February 14, 2014	2:10	0:10	29	42	30	27	-4	2.8	37	-2	1	0.0	0.0	0.4	1.3
Friday, February 14, 2014	2:20	0:10	28	44	30	26	-5	4.5	31	-2	1	0.0	0.0	0.2	0.9
Friday, February 14, 2014	2:30	0:10	28	40	29	26	-5	6.1	25	-1	1	0.0	0.0	0.4	1.5
Friday, February 14, 2014	2:40	0:10	29	44	31	27	-4	6.6	13	-1	1	0.0	0.0	0.6	1.3
Friday, February 14, 2014	2:50	0:10	29	45	30	26	-4	7.0	333	-2	1	0.0	1.3	0.4	1.1
Friday, February 14, 2014	3:00	0:10	29	46	30	26	-2	6.7	314	-3	1	0.0	0.6	0.4	1.5
Friday, February 14, 2014	3:10	0:10	30	38	32	27	231	6.8	300	-3	1	0.0	1.7	0.4	1.1
Friday, February 14, 2014	3:20	0:10	34	41	36	31	563	7.3	309	-3	1	0.0	0.0	0.2	1.5
Friday, February 14, 2014	3:30	0:10	35	58	36	31	604	6.9	314	-3	1	0.0	0.0	0.2	0.9
Friday, February 14, 2014	3:40	0:10	36	50	38	33	869	9.0	321	-3	1	0.0	0.0	0.4	0.9
Friday, February 14, 2014	3:50	0:10	36	56	37	31	742	7.4	317	-3	1	0.0	0.0	0.0	0.6
Friday, February 14, 2014	4:00	0:10	31	55	31	25	263	5.5	318	-4	1	0.0	0.0	0.6	1.1
Friday, February 14, 2014	4:10	0:10	28	47	29	25	190	5.3	318	-4	1	0.0	0.0	0.4	1.1
Friday, February 14, 2014	4:20	0:10	29	43	31	26	314	6.1	319	-4	1	0.0	0.0	0.6	1.5
Friday, February 14, 2014	4:30	0:10	29	42	31	27	297	6.2	317	-4	1	0.0	0.0	0.4	1.5
Friday, February 14, 2014	4:40	0:10	30	44	31	27	297	6.0	322	-4	1	0.0	0.0	0.4	0.9
Friday, February 14, 2014	4:50	0:10	33	42	35	30	591	7.3	321	-4	1	0.0	0.0	0.2	1.3
Friday, February 14, 2014	5:00	0:10	32	45	34	27	393	6.7	317	-4	1	0.0	0.0	0.4	2.2
Friday, February 14, 2014	5:10	0:10	35	53	37	28	531	7.0	312	-4	1	0.0	0.0	0.6	3.0
Friday, February 14, 2014	5:20	0:10	37	46	39	34	1024	9.0	312	-4	1	0.0	0.0	0.6	1.5
Friday, February 14, 2014	5:30	0:10	37	48	39	34	1152	9.5	311	-4	1	0.0	0.0	0.6	1.7
Friday, February 14, 2014	5:40	0:10	39	48	41	36	1396	10.1	310	-4	1	0.0	0.0	0.7	2.6
Friday, February 14, 2014	5:50	0:10	39	47	41	36	1809	11.8	313	-4	1	0.0	2.8	0.7	2.2
Friday, February 14, 2014	6:00	0:10	42	52	44	37	1749	11.6	317	-4	1	0.0	2.4	0.7	2.6
Friday, February 14, 2014	6:10	0:10	40	50	42	37	1860	12.9	313	-4	1	0.0	1.3	0.7	2.8
Friday, February 14, 2014	6:20	0:10	40	52	42	37	1806	12.6	312	-5	1	0.0	1.3	0.9	3.0
Friday, February 14, 2014	6:30	0:10	40	50	42	37	1605	11.3	312	-5	1	0.0	1.5	0.7	3.3
Friday, February 14, 2014	6:40	0:10	39	47	41	37	1725	11.4	310	-5	1	0.0	0.2	0.7	2.4
Friday, February 14, 2014	6:50	0:10	40	54	42	36	1424	10.0	313	-5	1	0.0	0.2	0.7	2.8
Friday, February 14, 2014	7:00	0:10	39	48	41	36	1484	9.9	315	-5	1	0.0	0.2	0.7	2.6
Friday, February 14, 2014	7:10	0:10	40	55	42	36	1261	8.7	317	-5	1	0.0	0.0	0.9	2.2
Friday, February 14, 2014	7:20	0:10	40	50	42	37	1503	10.1	314	-5	1	0.0	1.1	1.1	2.6
Friday, February 14, 2014	7:30	0:10	39	46	41	37	1223	9.4	311	-5	1	0.0	0.2	1.3	3.9
Friday, February 14, 2014	7:40	0:10	39	48	41	37	1646	11.2	305	-6	1	0.0	1.5	1.1	2.8
Friday, February 14, 2014	7:50	0:10	40	47	42	37	1637	11.9	305	-6	1	0.0	0.9	1.1	2.4
Friday, February 14, 2014	8:00	0:10	39	51	41	36	1861	13.8	306	-6	1	0.0	0.2	1.1	5.2
Friday, February 14, 2014	8:10	0:10	41	49	43	38	1914	14.8	307	-6	1	0.0	0.9	1.5	5.2
Friday, February 14, 2014	8:20	0:10	40	48	41	37	1963	14.5	306	-6	1	0.0	1.7	1.1	3.0
Friday, February 14, 2014	8:30	0:10	39	48	41	37	1957	13.8	307	-6	1	0.0	0.0	1.7	4.4
Friday, February 14, 2014	8:40	0:10	41	51	43	38	1934	13.8	307	-6	1	0.0	3.5	1.5	3.9
Friday, February 14, 2014	8:50	0:10	42	52	44	39	1956	14.3	311	-6	1	0.0	1.5	1.5	4.1
Friday, February 14, 2014	9:00	0:10	42	51	44	38	1951	14.0	308	-6	1	0.2	2.2	1.7	4.3
Friday, February 14, 2014	9:10	0:10	42	55	43	39	1954	15.7	305	-6	1	0.2	1.7	1.9	4.3
Friday, February 14, 2014	9:20	0:10	43	55	45	40	1971	14.7	303	-6	1	0.2	2.8	1.9	4.4
Friday, February 14, 2014	9:30	0:10	42	50	44	39	1984	14.4	304	-6	1	0.2	2.2	2.0	5.9
Friday, February 14, 2014	9:40	0:10	41	54	44	38	1969	14.0	302	-6	1	0.2	2.6	2.0	5.7
Friday, February 14, 2014	9:50	0:10	41	52	43	38	1955	13.9	300	-6	1	0.2	1.7	1.9	4.4
Friday, February 14, 2014	10:00	0:10	41	50	44	38	1959	13.6	300	-7	1	0.4	2.2	2.2	7.0
Friday, February 14, 2014	10:10	0:10	46	75	45	40	1965	13.9	299	-7					

Table B-1: Location A Winter Compliance Evaluation

Date	Time	Duration	Leq	Lmax	L(10)	L(90)	WT N2	WT N2	Onsite Met	Onsite Met	NWS Plymouth	Loc. A	Loc. A	Loc. 6	Loc. 6
	Start Time	(min)	(dBA)	(dBA)	(dBA)	(dBA)	Output (kW)	HH WS (m/s)	WD @ 75m (degrees)	Temp. (°C)	Precip. Obs.	Avg. WS @ 2m (m/s)	Gust WS @ 2m (m/s)	Avg. WS @ 2m (m/s)	Gust WS @ 2m (m/s)
Friday, February 14, 2014	12:40	0:10	51	63	54	45	2000	20.4	300	-7	1	0.7	3.7	3.5	10.0
Friday, February 14, 2014	12:50	0:10	47	63	50	42	2000	16.7	297	-7	1	0.6	3.7	3.3	6.7
Friday, February 14, 2014	13:00	0:10	48	57	51	44	1999	17.7	294	-7	1	0.6	3.3	2.6	5.7
Friday, February 14, 2014	13:10	0:10	50	61	53	45	2000	19.2	292	-7	1	0.9	4.4	3.2	9.7
Friday, February 14, 2014	13:20	0:10	49	59	51	45	2000	18.9	293	-7	1	0.9	4.4	3.2	9.5
Friday, February 14, 2014	13:30	0:10	48	59	50	45	2000	19.2	292	-7	1	0.7	3.7	2.4	7.2
Friday, February 14, 2014	13:40	0:10	46	54	47	43	2000	18.9	295	-7	1	0.4	3.2	2.8	6.5
Friday, February 14, 2014	13:50	0:10	48	55	51	44	2000	19.5	295	-6	1	0.4	2.8	2.4	5.7
Friday, February 14, 2014	14:00	0:10	41	53	43	38	211	15.0	292	-6	1	0.4	2.8	2.8	6.5
Friday, February 14, 2014	14:10	0:10	43	52	46	40	-14	15.7	293	-6	1	0.2	2.2	3.2	8.5
Friday, February 14, 2014	14:20	0:10	44	53	46	42	-7	16.5	293	-6	1	0.6	3.2	3.2	6.3
Friday, February 14, 2014	14:30	0:10	47	61	52	40	-4	14.3	295	-6	1	0.6	4.1	3.5	8.0
Friday, February 14, 2014	14:40	0:10	44	55	47	39	-4	15.4	293	-6	1	0.4	2.8	3.3	9.3
Friday, February 14, 2014	14:50	0:10	47	58	50	40	-4	13.8	297	-6	1	0.6	3.3	3.3	8.9
Friday, February 14, 2014	15:00	0:10	44	51	46	42	1480	15.1	286	-6	1	0.4	3.0	3.0	7.6
Friday, February 14, 2014	15:10	0:10	44	55	46	42	2000	17.1	290	-6	1	0.6	3.0	2.6	6.3
Friday, February 14, 2014	15:20	0:10	47	57	50	43	1994	15.8	289	-6	1	0.6	4.3	2.6	5.6
Friday, February 14, 2014	15:30	0:10	46	53	49	42	1998	15.2	287	-6	1	0.4	3.5	2.6	6.1
Friday, February 14, 2014	15:40	0:10	43	54	45	41	1991	15.5	287	-6	1	0.2	1.7	2.6	6.3
Friday, February 14, 2014	15:50	0:10	42	47	43	40	1999	14.3	289	-6	1	0.4	2.6	2.2	5.0
Friday, February 14, 2014	16:00	0:10	42	50	44	40	1965	12.7	287	-6	1	0.4	3.7	2.4	7.0
Friday, February 14, 2014	16:10	0:10	43	51	44	40	1854	11.7	287	-6	1	0.2	2.2	2.2	6.9
Friday, February 14, 2014	16:20	0:10	42	50	44	40	1958	12.5	287	-6	1	0.4	2.8	2.4	5.4
Friday, February 14, 2014	16:30	0:10	42	50	44	40	1996	13.1	285	-6	1	0.2	2.4	2.6	5.9
Friday, February 14, 2014	16:40	0:10	42	51	44	40	1993	13.7	286	-6	1	0.2	2.0	2.6	7.2
Friday, February 14, 2014	16:50	0:10	42	49	44	40	1972	13.4	287	-6	1	0.2	2.2	2.6	6.7
Friday, February 14, 2014	17:00	0:10	42	49	44	40	1990	13.9	286	-6	1	0.0	2.2	2.6	7.6
Friday, February 14, 2014	17:10	0:10	41	47	43	39	1998	14.4	287	-6	1	0.0	0.9	2.4	6.9
Friday, February 14, 2014	17:20	0:10	41	47	43	40	1998	14.0	291	-6	1	0.0	1.3	2.6	6.3
Friday, February 14, 2014	17:30	0:10	42	50	44	40	1985	13.5	290	-6	1	0.0	0.7	2.0	4.8
Friday, February 14, 2014	17:40	0:10	41	48	43	39	1997	13.3	294	-6	1	0.2	2.2	2.6	6.5
Friday, February 14, 2014	17:50	0:10	42	51	44	40	1998	13.1	288	-6	1	0.2	1.9	2.2	4.6
Friday, February 14, 2014	18:00	0:10	43	55	45	39	1985	13.9	281	-6	1	0.2	1.7	2.4	6.3
Friday, February 14, 2014	18:10	0:10	41	48	43	39	1994	14.2	281	-6	1	0.0	0.9	2.6	6.9
Friday, February 14, 2014	18:20	0:10	42	48	43	39	1978	13.1	285	-6	1	0.2	1.5	3.0	5.7
Friday, February 14, 2014	18:30	0:10	42	55	44	40	1908	12.3	284	-6	1	0.2	2.6	2.2	4.6
Friday, February 14, 2014	18:40	0:10	41	49	43	39	1778	11.7	284	-6	1	0.0	1.1	2.2	6.3
Friday, February 14, 2014	18:50	0:10	42	50	44	40	1645	11.1	287	-6	1	0.2	2.6	2.2	6.1
Friday, February 14, 2014	19:00	0:10	42	49	44	39	1614	11.1	284	-6	1	0.0	3.0	2.2	7.0
Friday, February 14, 2014	19:10	0:10	42	50	44	40	1530	10.8	291	-6	1	0.0	1.3	2.6	5.9
Friday, February 14, 2014	19:20	0:10	43	50	45	40	1699	11.4	292	-6	1	0.2	1.7	2.8	6.9
Friday, February 14, 2014	19:30	0:10	42	53	44	40	1875	12.1	299	-6	1	0.0	1.1	2.6	6.1
Friday, February 14, 2014	19:40	0:10	42	48	44	39	1983	13.4	298	-6	1	0.2	2.2	2.2	5.6
Friday, February 14, 2014	19:50	0:10	42	49	44	40	1928	12.9	300	-6	1	0.2	1.9	1.9	4.3
Friday, February 14, 2014	20:00	0:10	41	49	43	39	1996	13.7	302	-6	1	0.0	1.5	2.2	6.3
Friday, February 14, 2014	20:10	0:10	41	50	43	40	1994	13.9	298	-7	1	0.2	2.4	2.2	6.7
Friday, February 14, 2014	20:20	0:10	42	56	43	39	1962	13.3	296	-7	1	0.4	2.8	2.0	3.7
Friday, February 14, 2014	20:30	0:10	42	56	44	40	1726	11.2	301	-7	1	0.2	2.8	1.1	2.8
Friday, February 14, 2014	20:40	0:10	43	53	45	40	1898	12.4	304	-7	1	0.2	3.3	1.1	3.0
Friday, February 14, 2014	20:50	0:10	41	47	42	38	1975	12.6	298	-7	1	0.0	0.7	0.9	3.0
Friday, February 14, 2014	21:00	0:10	41	48	43	39	1735	11.2	293	-7	1	0.2	1.5	0.9	3.5
Friday, February 14, 2014	21:10	0:10	42	49	44	39	1534	10.4	302	-7	1	0.2	2.0	0.6	3.0
Friday, February 14, 2014	21:20	0:10	42	49	44	39	1757	11.3	304	-7	1	0.4	4.4	0.6	2.2
Friday, February 14, 2014	21:30	0:10	42	49	44	39	1233	9.3	309	-7	1	0.2	2.8	0.7	3.3
Friday, February 14, 2014	21:40	0:10	42	48	43	39	1202	9.4	312	-7	1	0.2	2.0	0.4	1.7
Friday, February 14, 2014	21:50	0:10	41	49	43	39	1394	9.9	309	-7	1	0.0	0.9	0.6	2.2
Friday, February 14, 2014	22:00	0:10	41	49	43	39	1279	9.7	314	-7	1	0.0	0.0	0.6	2.4
Friday, February 14, 2014	22:10	0:10	42	48	44	39	1365	10.0	315	-7	1	0.0	0.0	0.9	2.2
Friday, February 14, 2014	22:20	0:10	41	48	43	39	1225	9.4	307	-7	1	0.0	0.7	0.7	2.0
Friday, February 14, 2014	22:30	0:10	42	49	44	40	1534	10.7	301	-7	1	0.0	0.7	0.7	2.8
Friday, February 14, 2014	22:40	0:10	41	47	43	39	1716	11.5	302	-7	1	0.2	2.2	0.4	1.5
Friday, February 14, 2014	22:50	0:10	42	49	43	39	1537	10.8	301	-7	1	0.2	2.2	0.2	0.9
Friday, February 14, 2014	23:00	0:10	41	48	43	38	1240	9.7	303	-7	1	0.2	1.1	0.2	0.9
Friday, February 14, 2014	23:10	0:10	41	49	43	39	1267	9.8	300	-7	1	0.0	2.2	0.2	1.5
Friday, February 14, 2014	23:20	0:10	40	48	42	36	1052	9.1	300	-7	1	0.0	1.5	0.2	1.5
Friday, February 14, 2014	23:30	0:10	37	45	39	34	594	7.3	296	-7	1	0.2	1.5	0.4	1.3
Friday, February 14, 2014	23:40	0:10	35	46	38	31	511	7.0	294	-7	1	0.0	0.7	0.0	0.6
Friday, February 14, 2014	23:50	0:10	37	46	39	34	624	7.4	293	-7	1	0.0	0.9	0.0	0.9
Saturday, February 15, 2014	0:00	0:10	37	45	39	34	660	7.5	286	-7	1	0.0	0.2	0.2	0.9
Saturday, February 15, 2014	0:10	0:10	35	47	37	31	449	6.7	279	-7	1	0.0	0.6	0.4	0.9
Saturday, February 15, 2014	0:20	0:10	28	37	31	25	205	5.3	279	-7	1	0.0	0.9	0.2	1.3
Saturday, February 15, 2014	0:30	0:10	28	32	29	26	219	5.5	277	-7	1	0.0	0.0	0.2	1.5
Saturday, February 15, 2014	0:40	0:10	29	34	30	27	237	5.6	280	-7	1	0.0	0.2	0.2	1.1
Saturday, February 15, 2014	0:50	0:10	30	43	31	27	222	5.6	277	-7	1	0.0	0.0	0.2	1.1
Saturday, February 15, 2014	1:00	0:10	29	35	31	27	215	5.5	278	-7	1	0.0	0.0	0.4	1.3
Saturday, February 15, 2014	1:10	0:10	31	42	33	28	245	5.7	281	-7	1	0.0	0.0	1.1	2.4
Saturday, February 15, 2014	1:20	0:10	33	40	35	29	458	6.9	281	-7	1	0.0	0.0	0.9	2.4
Saturday, February 15, 2014	1:30	0:10	37	45	39	33	712	8.0	283	-8	1	0.0	0.0	0.9	3.2
Saturday, February 15, 2014	1:40	0:10	37	45	39	34	797	8.1	270	-8	1	0.0	0.2	0.6	2.2
Saturday, February 15, 2014	1:50	0:10	28	39	31	25	231	5.5	268	-8	1	0.0	0.4	0.0	0.7
Saturday, February 15, 2014	2:00	0:10	24	34	28	19	21	4.9	256	-7	1	0.0	0.0	0.2	1.1
Saturday, February 15, 2014	2:10	0:10	20	31	23	17	-8	5.1	258	-7	1	0.0	0.0	0.4	1.9
Saturday, February 15, 2014	2:20	0:10	19	31	21	15	-4	6.5	264	-7	1	0.0	0.0	0.2	1.7
Saturday, February 15, 2014	2:30	0:10	18	32	22	15	-5	5.7	274	-7	1	0.0	0.0	0.6	2.2
Saturday, February 15, 2014	2:40	0:10	23	37	27	15	-4	5.5	275	-7	1	0.0	0.0	0.9	2.8
Saturday, February 15, 2014	2:50	0:10	21	33	25	16	-5	5.8	267	-7	1	0.0	0.0	1.5	2.8
Saturday, February 15, 2014	3:00	0:10	34	42	37	19	522	7.6	269	-7	1	0.0	0.0</		

Table B-1: Location A Winter Compliance Evaluation

Date	Time	Duration	Leq	Lmax	L(10)	L(90)	WT N2	WT N2	Onsite Met	Onsite Met	NWS Plymouth	Loc. A	Loc. A	Loc. 6	Loc. 6
	Start Time	(min)	(dBA)	(dBA)	(dBA)	(dBA)	Output (kW)	HH WS (m/s)	WD @ 75m (degrees)	Temp. (°C)	Precip. Obs.	Avg. WS @ 2m (m/s)	Gust WS @ 2m (m/s)	Avg. WS @ 2m (m/s)	Gust WS @ 2m (m/s)
Saturday, February 15, 2014	5:40	0:10	29	38	30	27	159	5.0	300	-7		0.0	0.0	0.0	0.0
Saturday, February 15, 2014	5:50	0:10	31	40	33	27	145	4.9	305	-7		0.0	0.0	0.0	0.0
Saturday, February 15, 2014	6:00	0:10	34	50	36	28	213	5.5	304	-7		0.0	0.0	0.0	0.0
Saturday, February 15, 2014	6:10	0:10	30	45	32	26	168	5.2	299	-7		0.0	0.0	0.0	0.0
Saturday, February 15, 2014	6:20	0:10	35	57	36	27	73	4.0	299	-7		0.0	0.0	0.0	0.0
Saturday, February 15, 2014	6:30	0:10	29	38	32	27	63	4.0	319	-7		0.0	0.0	0.0	0.0
Saturday, February 15, 2014	6:40	0:10	29	45	30	26	32	3.6	326	-7		0.0	0.0	0.0	0.0
Saturday, February 15, 2014	6:50	0:10	29	42	32	26	-2	3.1	327	-7		0.0	0.0	0.0	0.0
Saturday, February 15, 2014	7:00	0:10	33	60	34	27	-4	2.7	298	-7		0.0	0.0	0.0	0.0
Saturday, February 15, 2014	7:10	0:10	27	36	29	25	-8	2.6	306	-7		0.0	0.0	0.0	0.0
Saturday, February 15, 2014	7:20	0:10	31	41	33	27	-5	2.5	317	-7		0.0	0.0	0.0	0.0
Saturday, February 15, 2014	7:30	0:10	29	40	31	26	-6	2.6	313	-7		0.0	0.0	0.0	0.0
Saturday, February 15, 2014	7:40	0:10	30	39	33	27	-4	2.5	322	-7		0.0	0.0	0.0	0.0
Saturday, February 15, 2014	7:50	0:10	30	40	32	26	-4	2.3	329	-6		0.0	0.0	0.0	0.0
Saturday, February 15, 2014	8:00	0:10	29	45	32	24	-4	2.1	323	-6		0.0	0.0	0.0	0.0
Saturday, February 15, 2014	8:10	0:10	28	43	30	23	-4	2.1	323	-6		0.0	0.0	0.0	0.0
Saturday, February 15, 2014	8:20	0:10	29	40	32	23	-4	2.0	323	-6		0.0	0.0	0.0	0.0
Saturday, February 15, 2014	8:30	0:10	33	44	36	26	-3	2.3	321	-6		0.0	0.0	0.0	0.0
Saturday, February 15, 2014	8:40	0:10	31	41	34	25	0	1.9	318	-6		0.0	0.0	0.0	0.6
Saturday, February 15, 2014	8:50	0:10	26	36	29	23	-1	1.9	318	-6		0.0	0.0	0.0	0.0
Saturday, February 15, 2014	9:00	0:10	26	39	27	22	0	1.6	318	-5		0.0	0.0	0.0	0.4
Saturday, February 15, 2014	9:10	0:10	27	34	29	25	0	1.9	304	-5		0.0	0.0	0.2	0.9
Saturday, February 15, 2014	9:20	0:10	28	38	31	25	0	2.1	251	-5		0.0	0.0	0.0	0.6
Saturday, February 15, 2014	9:30	0:10	27	39	30	24	-1	1.0	308	-5		0.0	0.0	0.0	0.6
Saturday, February 15, 2014	9:40	0:10	30	57	29	21	-1	0.8	316	-5		0.0	0.0	0.0	0.0
Saturday, February 15, 2014	9:50	0:10	27	44	29	22	-1	0.7	19	-5		0.0	0.0	0.0	0.4
Saturday, February 15, 2014	10:00	0:10	28	50	30	22	0	1.5	83	-5		0.0	1.3	0.0	0.4
Saturday, February 15, 2014	10:10	0:10	25	37	27	21	0	1.9	90	-5		0.2	1.3	0.0	0.6
Saturday, February 15, 2014	10:20	0:10	25	34	29	21	0	2.6	114	-5		0.2	1.5	0.4	1.9
Saturday, February 15, 2014	10:30	0:10	35	50	37	26	27	3.8	113	-5		0.4	1.5	0.7	1.7
Saturday, February 15, 2014	10:40	0:10	32	50	32	27	121	4.7	95	-4		0.4	2.4	0.7	1.9
Saturday, February 15, 2014	10:50	0:10	29	38	31	27	126	4.6	100	-5		0.4	2.8	0.4	1.7
Saturday, February 15, 2014	11:00	0:10	29	39	31	28	137	4.8	107	-5		0.6	2.4	0.6	1.5
Saturday, February 15, 2014	11:10	0:10	30	43	32	28	130	4.7	105	-4		0.7	2.8	0.4	1.5
Saturday, February 15, 2014	11:20	0:10	31	40	32	29	193	5.2	107	-4		0.6	2.6	0.6	3.0
Saturday, February 15, 2014	11:30	0:10	31	43	33	29	213	5.3	111	-4		0.7	2.6	0.6	1.9
Saturday, February 15, 2014	11:40	0:10	30	39	31	28	180	5.0	111	-4		0.4	2.8	0.7	1.7
Saturday, February 15, 2014	11:50	0:10	32	46	34	29	256	5.6	123	-4		0.6	3.3	0.6	2.2
Saturday, February 15, 2014	12:00	0:10	30	40	32	28	209	5.4	127	-4		0.4	2.6	0.6	1.7
Saturday, February 15, 2014	12:10	0:10	30	41	32	28	274	5.8	119	-4		0.4	2.8	0.6	3.0
Saturday, February 15, 2014	12:20	0:10	35	51	38	28	243	5.8	116	-5		0.2	2.0	0.6	1.9
Saturday, February 15, 2014	12:30	0:10	30	43	31	28	217	5.3	103	-5	1	0.4	2.6	0.4	1.7
Saturday, February 15, 2014	12:40	0:10	30	42	31	28	187	5.1	94	-5	1	0.4	3.3	0.4	1.7
Saturday, February 15, 2014	12:50	0:10	33	53	33	29	214	5.5	100	-5	1	0.6	2.2	0.6	2.0
Saturday, February 15, 2014	13:00	0:10	31	46	32	29	166	5.0	97	-4	1	0.6	2.0	0.4	1.9
Saturday, February 15, 2014	13:10	0:10	31	55	31	28	187	5.0	95	-4	1	0.7	2.0	0.6	1.3
Saturday, February 15, 2014	13:20	0:10	34	52	38	28	92	4.3	102	-5	1	0.6	2.2	0.6	2.0
Saturday, February 15, 2014	13:30	0:10	32	56	33	28	112	4.5	95	-5	1	0.6	2.6	0.4	1.9
Saturday, February 15, 2014	13:40	0:10	30	46	31	27	144	5.0	97	-5	1	0.4	2.0	0.7	2.0
Saturday, February 15, 2014	13:50	0:10	29	35	30	27	123	4.7	98	-5	1	0.4	1.7	0.7	1.7
Saturday, February 15, 2014	14:00	0:10	29	38	32	24	119	5.1	98	-5	1	0.2	1.9	1.1	2.2
Saturday, February 15, 2014	14:10	0:10	32	55	32	21	-5	4.0	102	-5	1	0.2	1.9	0.9	2.0
Saturday, February 15, 2014	14:20	0:10	29	46	33	22	-5	4.4	95	-5	1	0.0	1.1	0.4	1.5
Saturday, February 15, 2014	14:30	0:10	31	49	35	22	-4	4.6	85	-5	1	0.0	0.9	0.4	1.5
Saturday, February 15, 2014	14:40	0:10	28	52	29	22	-5	5.1	83	-5	1	0.4	1.7	0.6	2.0
Saturday, February 15, 2014	14:50	0:10	26	40	29	22	-4	4.7	83	-5	1	0.4	1.9	0.4	1.1
Saturday, February 15, 2014	15:00	0:10	29	48	29	22	21	3.9	76	-5	1	0.2	1.5	0.6	2.0
Saturday, February 15, 2014	15:10	0:10	30	62	28	25	-2	2.7	81	-5	1	0.2	2.0	0.4	1.3
Saturday, February 15, 2014	15:20	0:10	29	48	31	25	3	3.2	71	-5	1	0.0	0.9	0.4	1.3
Saturday, February 15, 2014	15:30	0:10	25	44	26	22	-4	2.0	66	-5	1	0.0	1.1	0.2	0.9
Saturday, February 15, 2014	15:40	0:10	23	45	24	20	-4	1.5	64	-5	1	0.0	0.6	0.2	1.1
Saturday, February 15, 2014	15:50	0:10	22	31	23	20	-4	2.4	65	-5	1	0.0	0.7	0.2	1.5
Saturday, February 15, 2014	16:00	0:10	20	36	21	18	-4	1.5	69	-5	1	0.2	1.5	0.4	1.1
Saturday, February 15, 2014	16:10	0:10	25	43	27	20	-4	2.0	64	-5		0.0	0.6	0.0	0.4
Saturday, February 15, 2014	16:20	0:10	25	35	26	23	-4	2.3	73	-5		0.0	0.6	0.0	0.0
Saturday, February 15, 2014	16:30	0:10	27	39	29	22	-5	2.8	67	-5		0.2	1.3	0.0	0.0
Saturday, February 15, 2014	16:40	0:10	26	39	28	24	-5	2.7	69	-5		0.0	0.9	0.2	0.9
Saturday, February 15, 2014	16:50	0:10	27	38	28	26	-3	2.9	64	-6		0.0	0.0	0.2	0.9
Saturday, February 15, 2014	17:00	0:10	28	48	29	25	-5	3.1	58	-6		0.0	0.0	0.2	0.9
Saturday, February 15, 2014	17:10	0:10	28	34	29	27	1	3.4	61	-6	1	0.0	0.6	0.0	0.0
Saturday, February 15, 2014	17:20	0:10	37	53	41	27	-7	3.2	63	-6	1	0.0	0.6	0.0	0.7
Saturday, February 15, 2014	17:30	0:10	27	41	29	23	-4	2.2	58	-6	1	0.0	0.0	0.0	0.4
Saturday, February 15, 2014	17:40	0:10	23	40	25	19	-4	1.0	53	-6	1	0.0	0.0	0.0	0.6
Saturday, February 15, 2014	17:50	0:10	21	45	22	19	-4	1.3	55	-6	1	0.0	0.0	0.0	0.0
Saturday, February 15, 2014	18:00	0:10	20	26	22	18	-4	1.8	59	-6	1	0.0	0.0	0.0	0.0
Saturday, February 15, 2014	18:10	0:10	20	27	22	17	-4	2.1	53	-6	1	0.0	0.0	0.0	0.0
Saturday, February 15, 2014	18:20	0:10	21	28	23	18	-4	2.3	41	-6	1	0.0	0.0	0.0	0.0
Saturday, February 15, 2014	18:30	0:10	22	36	23	18	0	1.4	32	-6	1	0.0	0.0	0.0	0.0
Saturday, February 15, 2014	18:40	0:10	23	51	23	18	0	1.0	23	-6	1	0.0	0.0	0.0	0.7
Saturday, February 15, 2014	18:50	0:10	20	36	22	18	0	1.0	19	-6	1	0.0	0.0	0.0	0.7
Saturday, February 15, 2014	19:00	0:10	21	28	25	18	0	1.3	18	-6	1	0.0	0.0	0.0	0.0
Saturday, February 15, 2014	19:10	0:10	27	61	22	18	0	1.3	18	-6	1	0.0	0.0	0.0	0.0
Saturday, February 15, 2014	19:20	0:10	25	35	28	20	0	2.2	5	-6	1	0.0	0.0	0.0	0.0
Saturday, February 15, 2014	19:30	0:10	28	39	30	25	19	3.8	346	-6	1	0.0	0.0	0.0	0.4
Saturday, February 15, 2014	19:40	0:10	30	41	33	26	136	4.6	335	-6	1	0.0	0.0	0.0	0.4
Saturday, February 15, 2014	19:50	0:10	30	36	32	28	182	5.0	339	-6	1	0.0	0.0	0.2	0.7
Saturday, February 15, 2014	20:00	0:10	30	41	33	28	185	5.0	332	-6	1	0.0	0.0	0.0	1.1
Saturday, February 15, 2014	20:10	0:10	31	37	33	29	257	5.4	329	-6	1	0.0	0.2	0.6	2.0
Saturday, February 15, 2014	20:20	0:10	34	40	36	30	362	5.9	330	-6	1	0.0	0.6	0.4	2.0
Saturday, February 15, 2014	20:30	0:10	38	55	39										

Table B-1: Location A Winter Compliance Evaluation

Date	Time	Duration	Leq	Lmax	L(10)	L(90)	WT N2	WT N2	Onsite Met	Onsite Met	NWS Plymouth	Loc. A	Loc. A	Loc. 6	Loc. 6
	Start Time	(min)	(dBA)	(dBA)	(dBA)	(dBA)	Output (kW)	HH WS (m/s)	WD @ 75m (degrees)	Temp. (°C)	Precip. Obs.	Avg. WS @ 2m (m/s)	Gust WS @ 2m (m/s)	Avg. WS @ 2m (m/s)	Gust WS @ 2m (m/s)
Saturday, February 15, 2014	22:40	0:10	41	47	42	39	1981	13.8	324	-6		0.2	2.2	1.5	4.3
Saturday, February 15, 2014	22:50	0:10	42	49	44	39	1999	14.8	321	-6		0.6	3.7	1.7	5.7
Saturday, February 15, 2014	23:00	0:10	40	48	42	38	2000	15.2	324	-7		0.7	3.7	1.7	4.4
Saturday, February 15, 2014	23:10	0:10	40	51	42	38	1991	12.4	325	-7	1	0.4	3.2	1.9	5.4
Saturday, February 15, 2014	23:20	0:10	42	52	42	39	2000	13.3	322	-7	1	0.4	2.2	2.2	5.0
Saturday, February 15, 2014	23:30	0:10	42	54	44	39	1998	14.1	324	-7	1	0.4	2.6	1.7	4.3
Saturday, February 15, 2014	23:40	0:10	42	50	44	39	2000	15.0	320	-7	1	0.7	3.0	1.7	4.4
Saturday, February 15, 2014	23:50	0:10	41	50	43	38	1983	14.6	318	-8	1	0.6	4.4	2.4	6.7
Sunday, February 16, 2014	0:00	0:10	41	49	43	38	1994	13.8	322	-8	1	0.4	3.5	2.2	5.9
Sunday, February 16, 2014	0:10	0:10	40	48	42	38	1947	12.8	324	-8	1	0.2	1.7	2.6	6.5
Sunday, February 16, 2014	0:20	0:10	42	51	45	39	1994	14.4	321	-8	1	0.6	2.8	2.4	7.2
Sunday, February 16, 2014	0:30	0:10	43	50	45	40	2000	15.5	320	-9	1	0.6	3.7	2.2	6.5
Sunday, February 16, 2014	0:40	0:10	44	54	46	39	1998	15.7	327	-9	1	0.6	3.7	2.4	8.0
Sunday, February 16, 2014	0:50	0:10	43	61	45	38	1997	14.9	326	-9	1	0.6	3.3	2.4	6.1
Sunday, February 16, 2014	1:00	0:10	42	50	45	39	1994	14.5	323	-10	1	0.7	3.3	2.2	5.9
Sunday, February 16, 2014	1:10	0:10	43	56	46	40	2000	16.2	317	-10	1	0.6	3.9	2.6	6.3
Sunday, February 16, 2014	1:20	0:10	46	58	49	42	2000	17.6	316	-10	1	1.1	5.6	2.6	5.9
Sunday, February 16, 2014	1:30	0:10	44	52	46	41	1999	17.4	322	-10	1	0.7	3.2	2.4	5.0
Sunday, February 16, 2014	1:40	0:10	46	55	49	41	2000	18.2	317	-10	1	0.6	3.7	1.9	4.8
Sunday, February 16, 2014	1:50	0:10	47	57	49	42	2000	18.3	318	-10	1	0.9	3.3	2.4	7.6
Sunday, February 16, 2014	2:00	0:10	51	63	55	43	2000	20.6	318	-11	1	1.1	4.4	2.6	6.5
Sunday, February 16, 2014	2:10	0:10	46	56	50	40	341	18.1	320	-11	1	0.7	3.2	2.2	6.5
Sunday, February 16, 2014	2:20	0:10	41	51	45	37	-12	16.5	324	-11	1	0.6	3.2	1.9	4.3
Sunday, February 16, 2014	2:30	0:10	44	54	48	37	-8	16.4	324	-11	1	0.9	4.3	1.5	4.8
Sunday, February 16, 2014	2:40	0:10	39	55	42	34	-6	14.6	324	-11	1	0.7	3.7	1.9	5.2
Sunday, February 16, 2014	2:50	0:10	42	54	45	33	-5	15.3	322	-11	1	0.7	4.4	2.2	7.4
Sunday, February 16, 2014	3:00	0:10	40	47	43	34	979	15.2	323	-11	1	0.7	3.5	2.0	6.9
Sunday, February 16, 2014	3:10	0:10	43	52	46	39	1999	15.6	322	-11	1	0.7	4.4	2.0	6.5
Sunday, February 16, 2014	3:20	0:10	44	55	47	39	1999	17.2	322	-12	1	0.7	4.3	2.0	4.6
Sunday, February 16, 2014	3:30	0:10	45	56	48	40	2000	17.0	324	-12	1	0.7	5.7	1.3	3.2
Sunday, February 16, 2014	3:40	0:10	43	56	46	39	2000	15.8	324	-12	1	0.7	5.2	1.7	3.9
Sunday, February 16, 2014	3:50	0:10	44	54	47	40	1999	16.0	324	-12	1	1.1	3.7	1.9	5.4
Sunday, February 16, 2014	4:00	0:10	42	51	44	39	1994	14.2	325	-12	1	0.7	3.7	1.7	3.9
Sunday, February 16, 2014	4:10	0:10	40	57	42	38	2000	14.4	316	-12	1	0.4	4.1	1.9	5.4
Sunday, February 16, 2014	4:20	0:10	41	53	43	38	1999	15.4	314	-12	1	0.6	3.2	1.7	4.3
Sunday, February 16, 2014	4:30	0:10	41	49	43	39	1996	14.0	312	-12	1	0.6	2.8	1.7	4.6
Sunday, February 16, 2014	4:40	0:10	40	54	42	38	1974	14.3	313	-12	1	0.6	2.6	2.2	5.4
Sunday, February 16, 2014	4:50	0:10	42	51	43	39	1888	12.2	322	-12	1	0.4	4.3	2.4	5.2
Sunday, February 16, 2014	5:00	0:10	42	49	44	40	1905	13.2	323	-12	1	0.6	4.6	2.0	5.2
Sunday, February 16, 2014	5:10	0:10	44	57	46	40	1995	14.6	326	-13	1	0.7	3.3	2.4	5.6
Sunday, February 16, 2014	5:20	0:10	42	55	44	40	2000	15.7	321	-13	1	0.6	3.3	3.0	8.5
Sunday, February 16, 2014	5:30	0:10	43	57	45	40	1968	13.7	308	-13	1	0.6	3.3	3.3	8.2
Sunday, February 16, 2014	5:40	0:10	42	51	44	40	2000	14.5	311	-13	1	0.4	2.6	3.3	7.8
Sunday, February 16, 2014	5:50	0:10	43	52	46	40	2000	15.9	309	-13	1	0.7	3.3	2.6	6.9
Sunday, February 16, 2014	6:00	0:10	44	54	47	40	1972	13.8	307	-14	1	0.6	3.3	2.4	5.6
Sunday, February 16, 2014	6:10	0:10	44	55	46	40	1994	14.3	306	-14	1	0.6	3.3	2.8	6.3
Sunday, February 16, 2014	6:20	0:10	44	56	46	41	1992	14.1	309	-14	1	0.7	5.0	2.2	4.8
Sunday, February 16, 2014	6:30	0:10	42	48	44	39	1961	14.3	311	-14	1	0.4	2.8	2.4	5.4
Sunday, February 16, 2014	6:40	0:10	41	48	42	38	1995	13.1	317	-14	1	0.4	1.9	2.2	6.3
Sunday, February 16, 2014	6:50	0:10	41	51	44	38	1927	12.3	318	-14	1	0.7	3.5	1.9	4.4
Sunday, February 16, 2014	7:00	0:10	41	48	43	39	1453	10.1	319	-14	1	0.4	2.8	1.5	5.6
Sunday, February 16, 2014	7:10	0:10	41	49	43	38	1174	9.2	308	-14	1	0.6	3.2	1.3	4.4
Sunday, February 16, 2014	7:20	0:10	42	56	44	39	1669	10.6	309	-14	1	0.7	3.3	1.3	3.2
Sunday, February 16, 2014	7:30	0:10	43	59	44	39	1791	10.8	319	-14	1	0.6	2.8	1.1	4.4
Sunday, February 16, 2014	7:40	0:10	41	48	43	38	1757	11.2	318	-14	1	0.4	2.8	1.1	4.3
Sunday, February 16, 2014	7:50	0:10	40	49	42	38	1778	12.8	310	-14	1	0.4	2.6	1.1	3.2
Sunday, February 16, 2014	8:00	0:10	42	54	44	39	1979	12.4	312	-14	1	0.7	4.1	1.5	5.4
Sunday, February 16, 2014	8:10	0:10	41	55	44	39	1999	13.8	310	-14	1	0.6	3.9	1.7	4.8
Sunday, February 16, 2014	8:20	0:10	43	53	45	40	1994	13.4	307	-14	1	0.7	5.4	1.7	5.0
Sunday, February 16, 2014	8:30	0:10	42	55	44	39	1962	12.9	298	-13	1	0.6	5.7	2.0	5.4
Sunday, February 16, 2014	8:40	0:10	43	57	45	39	1998	14.3	305	-13	1	0.6	4.1	1.9	5.4
Sunday, February 16, 2014	8:50	0:10	44	57	47	40	1996	14.6	305	-13	1	0.7	3.9	2.2	5.7
Sunday, February 16, 2014	9:00	0:10	43	62	45	41	1989	14.4	310	-13	1	0.7	3.7	1.9	4.6
Sunday, February 16, 2014	9:10	0:10	44	53	46	40	1991	13.7	313	-13	1	0.6	2.6	1.9	4.6
Sunday, February 16, 2014	9:20	0:10	44	65	44	39	1985	13.8	305	-13	1	0.6	4.4	2.0	5.6
Sunday, February 16, 2014	9:30	0:10	44	64	46	40	1796	11.6	300	-12	1	0.9	3.7	2.0	7.0
Sunday, February 16, 2014	9:40	0:10	45	63	46	41	1976	13.9	301	-12	1	0.4	2.8	2.0	8.2
Sunday, February 16, 2014	9:50	0:10	46	63	48	41	1999	14.5	310	-12	1	0.6	3.2	1.9	5.0
Sunday, February 16, 2014	10:00	0:10	48	64	51	43	2000	15.1	325	-12	1	0.9	4.3	2.0	5.7
Sunday, February 16, 2014	10:10	0:10	48	68	51	41	1997	14.6	318	-12	1	1.1	5.0	1.7	3.9
Sunday, February 16, 2014	10:20	0:10	47	61	50	42	1995	15.1	316	-12	1	0.9	4.4	1.7	4.6
Sunday, February 16, 2014	10:30	0:10	46	55	50	41	1994	14.6	308	-12	1	1.1	3.9	1.5	4.8
Sunday, February 16, 2014	10:40	0:10	45	55	47	40	1994	13.8	302	-11	1	0.7	3.2	1.3	3.2
Sunday, February 16, 2014	10:50	0:10	45	56	48	41	1990	14.3	294	-11	1	0.9	4.6	1.5	4.4
Sunday, February 16, 2014	11:00	0:10	48	61	50	42	1996	14.9	299	-11	1	0.7	4.3	1.3	3.0
Sunday, February 16, 2014	11:10	0:10	44	54	47	41	1966	14.4	304	-11	1	0.6	2.4	1.7	3.9
Sunday, February 16, 2014	11:20	0:10	46	55	48	42	1999	15.0	300	-11	1	0.7	4.4	3.7	9.7
Sunday, February 16, 2014	11:30	0:10	47	54	49	43	2000	15.8	298	-10	1	0.6	3.2	3.5	8.7
Sunday, February 16, 2014	11:40	0:10	47	56	49	44	2000	15.6	289	-10	1	1.1	4.6	3.0	6.7
Sunday, February 16, 2014	11:50	0:10	45	59	48	41	1999	14.5	294	-10	1	1.1	4.1	2.6	8.4
Sunday, February 16, 2014	12:00	0:10	44	55	46	41	1950	13.5	290	-10	1	0.9	4.4	2.4	7.4
Sunday, February 16, 2014	12:10	0:10	47	55	50	42	1927	13.8	290	-10	1	0.7	3.3	3.0	8.7
Sunday, February 16, 2014	12:20	0:10	49	58	52	43	1999	15.5	299	-10	1	0.9	3.9	3.7	10.2
Sunday, February 16, 2014	12:30	0:10	48	59	50	44	2000	17.8	298	-10	1	0.9	3.9	3.5	8.9
Sunday, February 16, 2014	12:40	0:10	50	59	54	44	1999	15.7	297	-10	1	0.9	4.1	3.2	6.5
Sunday, February 16, 2014	12:50	0:10	48	64	50	43	1984	15.5	300	-10	1	0.6	4.4	3.3	7.6
Sunday, February 16, 2014	13:00														

Table B-1: Location A Winter Compliance Evaluation

Date	Time	Duration	Leq	Lmax	L(10)	L(90)	WT N2	WT N2	Onsite Met	Onsite Met	NWS Plymouth	Loc. A	Loc. A	Loc. 6	Loc. 6
	Start Time	(min)	(dBA)	(dBA)	(dBA)	(dBA)	Output (kW)	HH WS (m/s)	WD @ 75m (degrees)	Temp. (°C)	Precip. Obs.	Avg. WS @ 2m (m/s)	Gust WS @ 2m (m/s)	Avg. WS @ 2m (m/s)	Gust WS @ 2m (m/s)
Sunday, February 16, 2014	15:40	0:10	46	61	48	42	1809	11.8	309	-10		0.7	4.6	2.8	7.8
Sunday, February 16, 2014	15:50	0:10	45	55	47	41	1884	12.5	304	-10		0.7	5.0	2.6	5.7
Sunday, February 16, 2014	16:00	0:10	41	52	42	39	1905	12.4	309	-10		0.4	3.7	2.0	4.6
Sunday, February 16, 2014	16:10	0:10	42	48	43	39	1721	11.8	309	-10		0.2	2.2	2.0	5.2
Sunday, February 16, 2014	16:20	0:10	42	60	44	39	1915	12.5	302	-10		0.4	3.3	2.0	5.0
Sunday, February 16, 2014	16:30	0:10	43	63	44	40	1732	11.7	303	-11		0.7	4.3	1.9	5.2
Sunday, February 16, 2014	16:40	0:10	41	49	44	38	1820	11.6	302	-11		0.7	4.3	1.9	5.0
Sunday, February 16, 2014	16:50	0:10	41	52	42	38	1944	12.9	301	-11		0.6	2.8	1.5	3.5
Sunday, February 16, 2014	17:00	0:10	40	49	42	38	1935	12.6	294	-11		0.4	1.7	1.3	3.9
Sunday, February 16, 2014	17:10	0:10	40	48	42	38	1909	12.3	295	-11		0.2	3.5	0.9	2.8
Sunday, February 16, 2014	17:20	0:10	40	47	42	38	1922	12.4	296	-12		0.4	2.0	0.7	2.6
Sunday, February 16, 2014	17:30	0:10	40	48	42	38	1775	11.3	302	-12		0.2	2.4	1.1	3.7
Sunday, February 16, 2014	17:40	0:10	40	51	42	38	1750	11.5	300	-12		0.4	1.7	0.9	4.4
Sunday, February 16, 2014	17:50	0:10	40	47	42	38	1659	10.9	302	-12		0.2	0.7	1.1	4.3
Sunday, February 16, 2014	18:00	0:10	40	51	43	38	1813	11.5	303	-12		0.4	1.5	0.7	2.2
Sunday, February 16, 2014	18:10	0:10	40	47	42	38	1778	11.4	303	-12		0.6	2.6	1.3	5.2
Sunday, February 16, 2014	18:20	0:10	40	47	42	37	1983	12.3	302	-12		0.4	2.2	1.5	4.4
Sunday, February 16, 2014	18:30	0:10	39	47	41	37	1965	12.7	300	-12		0.6	2.2	1.1	3.2
Sunday, February 16, 2014	18:40	0:10	40	50	41	38	1892	12.1	296	-12		0.4	2.4	1.5	4.3
Sunday, February 16, 2014	18:50	0:10	40	52	42	38	1809	11.3	298	-12		0.4	3.0	1.7	4.4
Sunday, February 16, 2014	19:00	0:10	40	50	41	37	1935	12.9	303	-12		0.6	2.0	1.9	4.4
Sunday, February 16, 2014	19:10	0:10	39	52	40	37	1995	14.1	303	-12		0.6	2.6	1.7	4.4
Sunday, February 16, 2014	19:20	0:10	39	52	40	37	2000	14.9	308	-12		0.7	3.2	1.7	4.3
Sunday, February 16, 2014	19:30	0:10	40	51	42	37	2000	15.0	308	-13		0.6	3.9	1.5	3.2
Sunday, February 16, 2014	19:40	0:10	40	56	41	37	1998	15.0	307	-13		0.6	4.3	1.5	5.0
Sunday, February 16, 2014	19:50	0:10	39	51	41	36	1970	13.5	311	-13		0.6	3.0	2.0	5.7
Sunday, February 16, 2014	20:00	0:10	40	49	42	38	1923	12.6	316	-13		0.7	2.8	2.0	4.8
Sunday, February 16, 2014	20:10	0:10	40	52	42	38	1959	12.9	317	-13		0.9	3.0	1.5	4.8
Sunday, February 16, 2014	20:20	0:10	40	51	42	38	1989	13.6	314	-14		0.7	2.8	1.7	4.6
Sunday, February 16, 2014	20:30	0:10	39	45	40	37	1999	13.9	315	-14		0.7	2.8	1.5	4.6
Sunday, February 16, 2014	20:40	0:10	40	51	41	37	1991	13.7	314	-14		0.6	1.9	1.7	4.3
Sunday, February 16, 2014	20:50	0:10	41	52	43	38	1991	14.5	317	-15		0.7	2.8	1.3	3.9
Sunday, February 16, 2014	21:00	0:10	39	49	40	37	1999	14.2	317	-15		0.7	2.8	1.3	3.9
Sunday, February 16, 2014	21:10	0:10	39	46	42	37	1957	12.7	323	-15		0.6	2.6	1.1	3.3
Sunday, February 16, 2014	21:20	0:10	39	46	40	37	1993	13.2	318	-15		0.6	2.0	1.1	2.4
Sunday, February 16, 2014	21:30	0:10	40	64	41	37	1952	12.0	318	-15		0.6	3.0	0.6	2.6
Sunday, February 16, 2014	21:40	0:10	40	46	42	37	1756	11.0	317	-15		0.6	2.6	1.3	3.7
Sunday, February 16, 2014	21:50	0:10	39	48	41	37	1962	12.1	321	-15		0.6	2.6	0.7	2.4
Sunday, February 16, 2014	22:00	0:10	39	45	41	36	1836	11.3	321	-15		0.4	1.5	0.7	1.9
Sunday, February 16, 2014	22:10	0:10	40	50	42	37	1841	11.3	318	-16		0.4	1.9	0.7	2.4
Sunday, February 16, 2014	22:20	0:10	40	48	42	37	1659	10.5	318	-16		0.2	1.3	0.7	1.5
Sunday, February 16, 2014	22:30	0:10	40	46	41	37	1569	10.5	320	-16		0.4	2.0	0.7	1.9
Sunday, February 16, 2014	22:40	0:10	40	46	42	37	1689	10.6	319	-16		0.4	1.9	0.7	2.0
Sunday, February 16, 2014	22:50	0:10	39	46	41	37	1709	10.9	318	-16		0.4	1.7	0.9	3.0
Sunday, February 16, 2014	23:00	0:10	40	46	42	37	1788	11.2	316	-16		0.2	1.9	1.3	4.4
Sunday, February 16, 2014	23:10	0:10	40	47	42	37	1667	10.6	318	-16		0.2	0.7	1.5	3.7
Sunday, February 16, 2014	23:20	0:10	40	46	42	37	1817	11.0	318	-16		0.4	1.9	1.5	5.0
Sunday, February 16, 2014	23:30	0:10	40	46	42	37	1730	10.5	321	-16		0.4	1.1	1.5	4.1
Sunday, February 16, 2014	23:40	0:10	39	46	41	37	1435	9.7	320	-16		0.4	1.5	1.7	3.3
Sunday, February 16, 2014	23:50	0:10	39	46	41	37	1500	9.7	320	-16		0.4	1.1	1.5	3.0
Monday, February 17, 2014	0:00	0:10	39	44	41	37	1845	11.2	310	-16		0.2	1.3	1.7	4.1
Monday, February 17, 2014	0:10	0:10	39	46	41	37	1842	11.1	313	-16		0.4	1.9	1.7	3.9
Monday, February 17, 2014	0:20	0:10	39	47	41	36	1960	12.1	314	-16		0.2	1.5	1.5	4.8
Monday, February 17, 2014	0:30	0:10	39	47	41	37	1951	12.0	313	-16		0.2	0.7	1.7	3.3
Monday, February 17, 2014	0:40	0:10	39	47	41	37	1982	12.3	315	-16		0.2	1.1	1.3	3.7
Monday, February 17, 2014	0:50	0:10	38	51	40	35	1997	13.4	313	-16		0.4	1.5	1.1	3.3
Monday, February 17, 2014	1:00	0:10	39	48	41	36	1988	12.4	315	-16		0.4	2.0	1.3	3.5
Monday, February 17, 2014	1:10	0:10	40	50	42	37	1981	12.1	315	-17		0.7	3.5	1.1	3.3
Monday, February 17, 2014	1:20	0:10	39	46	41	36	1970	12.7	318	-16		0.6	2.8	1.5	3.9
Monday, February 17, 2014	1:30	0:10	39	46	41	36	1965	12.0	314	-16		0.6	1.9	1.5	4.6
Monday, February 17, 2014	1:40	0:10	39	47	41	37	1899	11.1	314	-16		0.6	2.0	1.1	2.6
Monday, February 17, 2014	1:50	0:10	39	47	41	37	1737	10.6	316	-16		0.6	1.9	1.5	3.5
Monday, February 17, 2014	2:00	0:10	26	35	28	23	58	10.6	316	-17		0.4	1.9	1.5	3.5
Monday, February 17, 2014	2:10	0:10	31	48	34	25	-9	11.6	318	-17		0.7	2.6	1.7	4.3
Monday, February 17, 2014	2:20	0:10	35	46	39	28	-6	12.2	317	-17		0.9	4.4	2.0	7.6
Monday, February 17, 2014	2:30	0:10	38	52	41	33	-4	14.2	315	-17		0.9	3.3	1.9	5.0
Monday, February 17, 2014	2:40	0:10	39	59	41	33	-4	12.9	314	-17		0.9	4.4	2.2	5.6
Monday, February 17, 2014	2:50	0:10	37	59	38	31	-4	14.0	314	-17		0.7	3.5	2.0	5.9
Monday, February 17, 2014	3:00	0:10	38	53	40	33	1247	14.2	318	-17		0.9	2.4	2.4	5.6
Monday, February 17, 2014	3:10	0:10	40	50	42	37	2000	14.6	317	-17		1.1	3.5	1.7	5.2
Monday, February 17, 2014	3:20	0:10	40	49	41	37	1993	14.2	318	-17		0.7	2.8	1.7	5.9
Monday, February 17, 2014	3:30	0:10	40	52	42	37	1892	12.6	319	-17		0.9	3.9	1.5	4.6
Monday, February 17, 2014	3:40	0:10	39	49	41	36	1929	12.2	320	-17		0.7	2.8	1.3	4.6
Monday, February 17, 2014	3:50	0:10	40	50	42	37	1988	13.4	320	-17		0.7	2.4	1.1	4.4
Monday, February 17, 2014	4:00	0:10	40	54	42	37	1928	12.9	318	-17		0.7	2.8	1.1	4.4
Monday, February 17, 2014	4:10	0:10	39	47	42	37	1998	13.9	318	-18		0.7	2.0	1.5	4.1
Monday, February 17, 2014	4:20	0:10	41	53	44	37	1997	15.0	321	-18		0.7	2.6	1.9	5.4
Monday, February 17, 2014	4:30	0:10	40	55	41	37	1999	14.5	320	-18		1.1	3.3	1.5	3.9
Monday, February 17, 2014	4:40	0:10	42	51	45	37	1970	14.1	319	-18		0.9	3.7	1.1	4.3
Monday, February 17, 2014	4:50	0:10	43	54	45	38	1999	15.4	322	-18		0.9	3.5	1.5	3.5
Monday, February 17, 2014	5:00	0:10	43	57	47	39	2001	15.7	321	-18		0.9	4.1	1.5	4.1
Monday, February 17, 2014	5:10	0:10	39	50	41	36	2000	15.5	321	-18		0.7	3.3	1.5	5.4
Monday, February 17, 2014	5:20	0:10	39	56	42	37	1996	15.2	321	-18		0.7	4.8	1.7	4.1
Monday, February 17, 2014	5:30	0:10	41	50	43	38	2000	15.7	322	-18		0.7	3.2	1.5	4.6
Monday, February 17, 2014	5:40	0:10	40	48	43	36	2000	16.2	320	-18		0.9	2.8	1.3	3.5
Monday, February 17, 2014	5:50	0:10	40	54	43	37	1999	15.8	321	-18		0.9	3.9	1.1	2.8
Monday, February 17, 2014	6:00	0:10	41	49	42	39	2000	16.3	321	-18		0.7	3.2	1.5	3.5
Monday, February 17, 2014	6:10</														

Table B-1: Location A Winter Compliance Evaluation

Date	Time	Duration	Leq	Lmax	L(10)	L(90)	WT N2	WT N2	Onsite Met	Onsite Met	NWS Plymouth	Loc. A	Loc. A	Loc. 6	Loc. 6
	Start Time	(min)	(dBA)	(dBA)	(dBA)	(dBA)	Output (kW)	HH WS (m/s)	WD @ 75m (degrees)	Temp. (°C)	Precip. Obs.	Avg. WS @ 2m (m/s)	Gust WS @ 2m (m/s)	Avg. WS @ 2m (m/s)	Gust WS @ 2m (m/s)
Monday, February 17, 2014	8:40	0:10	43	52	46	40	1985	13.7	322	-18		0.7	2.8	2.0	5.7
Monday, February 17, 2014	8:50	0:10	43	52	45	39	1987	14.6	321	-17		0.7	3.0	2.0	5.6
Monday, February 17, 2014	9:00	0:10	45	55	48	40	1976	15.0	322	-17		0.9	3.7	1.7	5.2
Monday, February 17, 2014	9:10	0:10	43	52	46	39	1921	12.5	321	-17		1.1	3.2	2.0	6.1
Monday, February 17, 2014	9:20	0:10	46	56	49	41	1766	10.9	321	-17		1.3	4.6	2.0	5.6
Monday, February 17, 2014	9:30	0:10	43	55	47	40	1744	10.9	322	-17		1.1	3.5	2.6	7.8
Monday, February 17, 2014	9:40	0:10	41	58	42	38	1923	11.9	329	-16		0.9	3.3	1.7	5.0
Monday, February 17, 2014	9:50	0:10	44	60	47	39	1773	11.3	327	-16		1.5	5.6	1.5	3.9
Monday, February 17, 2014	10:00	0:10	42	55	44	39	1853	12.8	326	-16		1.1	3.5	1.7	5.2
Monday, February 17, 2014	10:10	0:10	49	63	51	42	1956	13.2	326	-16		1.5	6.7	1.5	4.1
Monday, February 17, 2014	10:20	0:10	46	56	49	40	1934	13.4	324	-15		1.3	3.7	1.3	5.0
Monday, February 17, 2014	10:30	0:10	43	56	46	39	1889	12.6	323	-15		1.1	4.6	2.0	8.2
Monday, February 17, 2014	10:40	0:10	47	65	50	40	1845	12.4	325	-15		1.3	5.0	1.5	3.9
Monday, February 17, 2014	10:50	0:10	44	56	47	39	1988	14.7	324	-15		1.3	4.3	2.2	5.6
Monday, February 17, 2014	11:00	0:10	46	60	50	42	1962	13.6	323	-14		1.3	5.0	1.9	4.8
Monday, February 17, 2014	11:10	0:10	48	69	49	40	2000	15.5	324	-14		1.3	3.5	1.7	5.4
Monday, February 17, 2014	11:20	0:10	51	83	51	41	2000	15.0	322	-14		1.5	4.8	1.7	4.4
Monday, February 17, 2014	11:30	0:10	48	60	51	42	2000	15.9	323	-14		1.1	5.0	2.4	9.1
Monday, February 17, 2014	11:40	0:10	47	57	51	38	2000	15.5	322	-13		1.1	4.6	2.0	5.4
Monday, February 17, 2014	11:50	0:10	46	56	50	39	1979	13.5	324	-13		1.3	3.5	1.5	3.9
Monday, February 17, 2014	12:00	0:10	45	57	49	39	1926	12.4	323	-13		1.5	3.9	1.3	3.5
Monday, February 17, 2014	12:10	0:10	44	56	47	40	1977	13.5	318	-13		1.1	3.9	2.0	6.9
Monday, February 17, 2014	12:20	0:10	44	56	47	36	1885	12.9	322	-13		0.9	3.2	2.0	5.7
Monday, February 17, 2014	12:30	0:10	41	52	44	38	1847	11.8	320	-12		0.7	3.0	2.6	5.7
Monday, February 17, 2014	12:40	0:10	43	54	45	39	1916	12.4	319	-12		1.3	3.9	2.0	4.8
Monday, February 17, 2014	12:50	0:10	41	52	43	38	1511	10.5	319	-12		0.9	3.2	1.9	5.7
Monday, February 17, 2014	13:00	0:10	40	49	41	37	1673	11.1	320	-12		0.7	2.4	2.0	4.4
Monday, February 17, 2014	13:10	0:10	41	60	43	38	1704	11.8	319	-11		1.1	4.1	2.6	5.9
Monday, February 17, 2014	13:20	0:10	42	56	45	38	1887	12.4	320	-11		1.1	3.2	2.6	8.9
Monday, February 17, 2014	13:30	0:10	44	57	46	39	1852	12.9	317	-11		1.3	3.5	2.8	7.2
Monday, February 17, 2014	13:40	0:10	43	55	46	39	1857	12.0	320	-11		1.1	3.9	2.6	6.3
Monday, February 17, 2014	13:50	0:10	41	52	42	38	1746	11.2	319	-11		0.9	4.1	2.4	6.9
Monday, February 17, 2014	14:00	0:10	36	44	39	29	194	9.3	320	-11		0.9	2.6	1.7	6.1
Monday, February 17, 2014	14:10	0:10	36	47	39	31	-13	8.6	313	-11		0.7	3.3	1.9	4.6
Monday, February 17, 2014	14:20	0:10	38	59	41	33	-6	10.0	310	-11		0.7	2.2	1.7	4.4
Monday, February 17, 2014	14:30	0:10	40	55	43	34	-4	11.3	309	-11		0.9	3.3	1.5	5.4
Monday, February 17, 2014	14:40	0:10	41	61	45	34	-4	10.4	312	-10		0.9	2.4	1.5	5.0
Monday, February 17, 2014	14:50	0:10	36	48	39	32	-4	11.1	318	-11		0.7	2.2	1.9	6.3
Monday, February 17, 2014	15:00	0:10	39	52	41	34	337	10.5	320	-11		0.7	4.3	2.4	7.2
Monday, February 17, 2014	15:10	0:10	39	57	41	37	1928	12.0	315	-10		0.9	2.4	1.7	4.3
Monday, February 17, 2014	15:20	0:10	39	52	41	37	1978	12.8	310	-10		0.6	2.2	1.5	3.9
Monday, February 17, 2014	15:30	0:10	40	55	43	37	1762	11.2	311	-11		0.9	3.3	1.5	4.1
Monday, February 17, 2014	15:40	0:10	40	48	42	37	1789	11.3	310	-11		0.9	3.9	0.9	3.5
Monday, February 17, 2014	15:50	0:10	38	44	40	36	1802	11.3	304	-11		0.7	2.8	1.3	3.2
Monday, February 17, 2014	16:00	0:10	38	44	40	36	1552	10.3	316	-11		0.7	2.2	1.5	4.6
Monday, February 17, 2014	16:10	0:10	39	46	40	37	1549	10.4	308	-11		0.6	2.6	1.5	4.3
Monday, February 17, 2014	16:20	0:10	38	45	40	36	994	8.6	326	-12		0.2	2.0	2.0	5.2
Monday, February 17, 2014	16:30	0:10	39	47	41	36	1143	8.9	333	-12		0.6	1.7	1.3	5.0
Monday, February 17, 2014	16:40	0:10	39	44	40	36	1517	10.4	321	-12		0.4	1.7	1.1	2.8
Monday, February 17, 2014	16:50	0:10	39	46	41	37	1755	11.0	311	-12		0.2	1.3	0.6	2.0
Monday, February 17, 2014	17:00	0:10	39	49	41	37	1398	10.3	316	-12		0.2	2.4	0.6	2.4
Monday, February 17, 2014	17:10	0:10	38	47	40	36	1109	9.2	315	-13		0.4	1.3	0.9	3.0
Monday, February 17, 2014	17:20	0:10	38	45	40	35	1010	8.8	319	-13		0.4	1.5	0.6	1.7
Monday, February 17, 2014	17:30	0:10	38	53	40	34	780	7.7	324	-13		0.4	1.1	0.9	1.9
Monday, February 17, 2014	17:40	0:10	35	42	37	32	628	7.2	330	-13		0.4	1.5	1.1	2.0
Monday, February 17, 2014	17:50	0:10	36	49	38	33	711	7.5	329	-13		0.4	1.3	1.3	3.0
Monday, February 17, 2014	18:00	0:10	36	44	38	33	744	7.6	314	-13		0.4	1.3	0.9	2.2
Monday, February 17, 2014	18:10	0:10	36	52	38	32	580	7.2	317	-14		0.6	1.9	1.1	3.0
Monday, February 17, 2014	18:20	0:10	35	53	37	31	562	6.9	318	-14		0.6	2.2	1.1	3.2
Monday, February 17, 2014	18:30	0:10	36	54	38	34	1048	8.5	313	-14		0.6	1.9	0.2	0.9
Monday, February 17, 2014	18:40	0:10	35	44	37	32	684	7.5	314	-14		0.6	2.0	0.2	0.9
Monday, February 17, 2014	18:50	0:10	35	60	37	33	789	7.9	316	-14		0.6	1.5	0.2	1.1
Monday, February 17, 2014	19:00	0:10	35	41	37	33	670	7.4	321	-14		0.6	1.3	0.0	0.4
Monday, February 17, 2014	19:10	0:10	37	42	39	35	955	8.3	323	-14		0.4	1.3	0.4	1.1
Monday, February 17, 2014	19:20	0:10	38	60	39	35	1001	8.3	324	-14		0.2	1.3	0.6	1.5
Monday, February 17, 2014	19:30	0:10	38	46	39	35	1622	10.9	326	-14		0.2	1.3	0.7	3.3
Monday, February 17, 2014	19:40	0:10	36	51	39	31	959	8.6	325	-14		0.4	1.9	0.7	1.7
Monday, February 17, 2014	19:50	0:10	29	39	32	26	92	4.1	329	-15		0.4	0.7	0.6	2.4
Monday, February 17, 2014	20:00	0:10	28	37	29	25	194	5.1	327	-15		0.4	1.5	0.4	1.3
Monday, February 17, 2014	20:10	0:10	27	42	29	25	110	4.4	318	-15		0.6	1.1	0.0	0.4
Monday, February 17, 2014	20:20	0:10	26	37	27	24	69	4.0	320	-15		0.6	1.5	0.0	0.0
Monday, February 17, 2014	20:30	0:10	29	43	32	26	208	5.4	328	-15		0.2	0.7	0.6	1.5
Monday, February 17, 2014	20:40	0:10	32	43	35	29	485	6.8	315	-15		0.2	0.7	0.6	1.5
Monday, February 17, 2014	20:50	0:10	33	42	36	30	613	7.1	315	-15		0.4	1.1	0.7	1.9
Monday, February 17, 2014	21:00	0:10	35	63	36	31	592	7.1	324	-15		0.2	1.1	0.2	0.6
Monday, February 17, 2014	21:10	0:10	36	52	38	33	715	7.7	322	-15		0.2	1.1	0.7	1.7
Monday, February 17, 2014	21:20	0:10	36	43	38	34	761	7.7	320	-14		0.6	1.1	0.6	1.7
Monday, February 17, 2014	21:30	0:10	33	41	35	31	548	7.2	323	-15		0.4	0.9	0.0	0.6
Monday, February 17, 2014	21:40	0:10	32	39	34	30	480	6.8	330	-15		0.2	0.9	0.4	1.5
Monday, February 17, 2014	21:50	0:10	33	40	35	30	511	6.9	331	-15		0.4	1.3	0.2	0.7
Monday, February 17, 2014	22:00	0:10	32	39	34	30	457	6.7	334	-15		0.2	0.7	0.2	0.9
Monday, February 17, 2014	22:10	0:10	30	41	33	26	247	5.4	355	-15		0.4	0.7	0.7	1.1
Monday, February 17, 2014	22:20	0:10	28	40	30	26	225	5.4	354	-14		0.2	0.9	0.4	0.9
Monday, February 17, 2014	22:30	0:10	27	37	29	23	26	3.0	31	-14		0.2	0.6	0.7	1.3
Monday, February 17, 2014	22:40	0:10	22	34	24	17	-7	2.8	30	-15		0.0	0.6	0.4	1.3
Monday, February 17, 2014	22:50	0:10	23	35	26	18	-5	2.5	39	-14		0.2	0.7	0.6	1.3
Monday, February 17, 2014	23:00	0:10	24	43	26	21	19	3.5	42	-14		0.0	0.4	0.2	0.7
Monday, February 17, 2014	23:10	0:10	23	32	26	21	-5	3.0	63						

Table B-1: Location A Winter Compliance Evaluation

Date	Time	Duration	Leq	Lmax	L(10)	L(90)	WT N2	WT N2	Onsite Met	Onsite Met	NWS Plymouth	Loc. A	Loc. A	Loc. 6	Loc. 6
	Start Time	(min)	(dBA)	(dBA)	(dBA)	(dBA)	Output (kW)	HH WS (m/s)	WD @ 75m (degrees)	Temp. (°C)	Precip. Obs.	Avg. WS @ 2m (m/s)	Gust WS @ 2m (m/s)	Avg. WS @ 2m (m/s)	Gust WS @ 2m (m/s)
Tuesday, February 18, 2014	1:40	0:10	27	33	29	25	349	6.1	138	-13		0.0	0.7	0.0	0.7
Tuesday, February 18, 2014	1:50	0:10	27	30	28	26	362	6.2	140	-13		0.0	0.7	0.0	0.0
Tuesday, February 18, 2014	2:00	0:10	20	33	22	17	23	5.9	144	-12		0.2	0.9	0.2	0.6
Tuesday, February 18, 2014	2:10	0:10	23	49	21	16	-6	5.5	144	-13		0.2	0.7	0.2	1.1
Tuesday, February 18, 2014	2:20	0:10	22	40	24	15	-4	5.7	142	-13		0.0	0.0	0.4	0.9
Tuesday, February 18, 2014	2:30	0:10	19	35	17	15	-4	5.8	139	-13		0.0	0.0	0.2	0.9
Tuesday, February 18, 2014	2:40	0:10	22	38	27	15	-4	6.1	140	-13		0.0	0.6	0.0	0.6
Tuesday, February 18, 2014	2:50	0:10	25	43	26	15	-4	6.4				0.2	0.9	0.4	0.9
Tuesday, February 18, 2014	3:00	0:10	31	38	33	28	479	7.0	134	-13		0.0	0.0	0.0	0.4
Tuesday, February 18, 2014	3:10	0:10	31	37	33	28	502	6.9	133	-13		0.0	0.2	0.4	1.1
Tuesday, February 18, 2014	3:20	0:10	31	38	33	27	522	7.0	135	-13		0.0	0.0	0.2	0.7
Tuesday, February 18, 2014	3:30	0:10	30	39	32	26	368	6.2	138	-12		0.0	0.6	0.2	1.3
Tuesday, February 18, 2014	3:40	0:10	32	42	34	30	531	7.0	136	-12		0.0	0.4	0.4	1.3
Tuesday, February 18, 2014	3:50	0:10	32	38	34	30	531	7.0	135	-12		0.0	0.0	0.6	1.1
Tuesday, February 18, 2014	4:00	0:10	29	35	31	27	421	6.5	132	-13		0.0	0.0	0.6	1.3
Tuesday, February 18, 2014	4:10	0:10	32	38	34	30	644	7.5	129	-13		0.0	0.0	0.2	0.9
Tuesday, February 18, 2014	4:20	0:10	35	47	37	33	629	7.2	134	-13		0.0	0.4	0.4	0.6
Tuesday, February 18, 2014	4:30	0:10	37	44	39	35	995	8.7	133	-13		0.0	0.0	0.0	0.7
Tuesday, February 18, 2014	4:40	0:10	38	46	39	36	1331	9.2	123	-13		0.0	1.5	0.0	0.7
Tuesday, February 18, 2014	4:50	0:10	37	43	39	35	1363	9.6	114	-13		0.0	0.0	0.2	0.7
Tuesday, February 18, 2014	5:00	0:10	37	43	38	35	1458	9.4	117	-13		0.0	0.0	0.7	1.5
Tuesday, February 18, 2014	5:10	0:10	36	42	37	34	1081	8.6	121	-14		0.0	0.0	0.9	1.7
Tuesday, February 18, 2014	5:20	0:10	38	49	40	35	1091	8.7	117	-14		0.0	0.7	0.2	1.3
Tuesday, February 18, 2014	5:30	0:10	36	45	38	34	337	6.1	127	-13		0.0	0.6	0.7	2.0
Tuesday, February 18, 2014	5:40	0:10	37	43	39	34	608	7.5	131	-13		0.0	0.6	1.3	2.2
Tuesday, February 18, 2014	5:50	0:10	39	44	40	37	1303	9.3	123	-13		0.2	1.7	0.9	1.9
Tuesday, February 18, 2014	6:00	0:10	38	45	40	36	1093	8.7	130	-13		0.0	0.2	0.4	1.1
Tuesday, February 18, 2014	6:10	0:10	37	43	39	35	1229	9.3	133	-13		0.0	0.0	0.9	1.7
Tuesday, February 18, 2014	6:20	0:10	38	45	40	36	1498	9.7	133	-13		0.0	0.2	0.9	1.7
Tuesday, February 18, 2014	6:30	0:10	38	51	40	36	1491	9.7	128	-13		0.0	0.0	0.9	1.5
Tuesday, February 18, 2014	6:40	0:10	39	49	40	36	1798	10.4	126	-13		0.0	0.4	0.9	1.9
Tuesday, February 18, 2014	6:50	0:10	39	60	41	37	1506	9.6	128	-13		0.0	0.7	0.7	1.5
Tuesday, February 18, 2014	7:00	0:10	37	44	39	36	1025	8.5	129	-13		0.0	0.2	0.7	1.5
Tuesday, February 18, 2014	7:10	0:10	38	46	39	35	1580	10.1	124	-13		0.0	0.0	0.7	1.7
Tuesday, February 18, 2014	7:20	0:10	38	47	40	36	1881	10.8	121	-13		0.0	0.0	0.6	1.7
Tuesday, February 18, 2014	7:30	0:10	39	60	41	37	1705	10.5	120	-13		0.0	0.6	0.6	1.5
Tuesday, February 18, 2014	7:40	0:10	38	47	40	36	1449	9.5	119	-13		0.0	0.2	0.6	1.1
Tuesday, February 18, 2014	7:50	0:10	38	46	39	36	1746	10.6	118	-13		0.0	0.0	0.7	1.7
Tuesday, February 18, 2014	8:00	0:10	38	48	40	35	1797	10.7	110	-13		0.2	1.9	0.7	1.7
Tuesday, February 18, 2014	8:10	0:10	38	46	40	36	1551	10.0	106	-14		0.0	0.0	0.7	1.7
Tuesday, February 18, 2014	8:20	0:10	40	52	42	37	1898	10.9	105	-14		0.0	0.2	0.7	1.3
Tuesday, February 18, 2014	8:30	0:10	40	49	42	38	1738	10.6	95	-14	1	0.0	0.9	0.7	1.5
Tuesday, February 18, 2014	8:40	0:10	40	45	41	38	1157	9.3	105	-14	1	0.0	0.0	0.6	1.7
Tuesday, February 18, 2014	8:50	0:10	39	48	42	36	848	8.3	111	-14	1	0.0	0.0	0.7	1.3
Tuesday, February 18, 2014	9:00	0:10	38	49	40	36	600	7.2	118	-13	1	0.0	0.0	0.7	2.0
Tuesday, February 18, 2014	9:10	0:10	40	46	42	37	843	8.0	129	-13	1	0.0	0.0	1.1	2.0
Tuesday, February 18, 2014	9:20	0:10	39	50	41	36	651	7.6	132	-13	1	0.0	0.0	0.7	1.9
Tuesday, February 18, 2014	9:30	0:10	39	50	41	36	803	8.2	131	-12		0.4	1.9	0.7	2.0
Tuesday, February 18, 2014	9:40	0:10	41	48	43	39	1259	9.3	128	-11		0.6	2.0	0.4	1.5
Tuesday, February 18, 2014	9:50	0:10	42	49	43	40	1773	10.7	128	-11		0.6	2.0	0.2	0.9
Tuesday, February 18, 2014	10:00	0:10	41	60	43	39	1451	9.8	129	-11		0.9	2.6	0.6	1.7
Tuesday, February 18, 2014	10:10	0:10	41	47	42	38	1393	9.7	130	-11	1	0.6	1.9	0.9	2.0
Tuesday, February 18, 2014	10:20	0:10	40	52	42	38	948	8.6	133	-11	1	0.6	2.8	0.9	2.8
Tuesday, February 18, 2014	10:30	0:10	39	46	41	37	845	8.3	127	-10	1	0.6	3.3	0.6	2.2
Tuesday, February 18, 2014	10:40	0:10	40	51	42	38	1050	8.6	129	-11	1	0.6	2.2	0.4	1.9
Tuesday, February 18, 2014	10:50	0:10	40	46	42	39	1006	8.5	129	-11	1	0.7	2.6	0.7	1.9
Tuesday, February 18, 2014	11:00	0:10	42	51	43	40	1172	9.1	124	-11	1	0.6	2.2	1.3	2.4
Tuesday, February 18, 2014	11:10	0:10	42	55	44	40	1972	11.6	121	-11	1	0.7	2.8	0.7	2.2
Tuesday, February 18, 2014	11:20	0:10	42	51	44	40	1949	11.2	122	-11	1	0.6	2.0	0.6	2.0
Tuesday, February 18, 2014	11:30	0:10	41	47	43	39	1807	10.7	126	-10	1	0.6	1.9	0.7	1.7
Tuesday, February 18, 2014	11:40	0:10	42	57	43	39	1817	10.8	126	-10	1	0.6	2.4	0.7	2.2
Tuesday, February 18, 2014	11:50	0:10	40	48	42	38	1830	10.9	126	-10	1	0.4	2.4	0.4	1.5
Tuesday, February 18, 2014	12:00	0:10	40	49	41	38	1432	9.9	125	-10	1	0.0	1.5	0.6	2.2
Tuesday, February 18, 2014	12:10	0:10	38	47	40	36	1084	8.8	119	-10	1	0.0	0.9	0.7	1.9
Tuesday, February 18, 2014	12:20	0:10	38	44	39	36	814	8.1	114	-10	1	0.0	0.9	0.4	1.5
Tuesday, February 18, 2014	12:30	0:10	39	47	41	36	1019	8.6	117	-10	1	0.2	1.7	0.6	1.5
Tuesday, February 18, 2014	12:40	0:10	39	46	41	37	889	8.3	121	-10	1	0.2	1.7	0.7	1.5
Tuesday, February 18, 2014	12:50	0:10	39	47	41	37	807	8.1	120	-10	1	0.0	1.9	0.9	2.0
Tuesday, February 18, 2014	13:00	0:10	39	45	40	37	1005	8.9	116	-10	1	0.2	2.0	0.9	1.7
Tuesday, February 18, 2014	13:10	0:10	41	47	42	38	1223	9.3	113	-10	1	0.2	2.2	0.6	1.5
Tuesday, February 18, 2014	13:20	0:10	40	48	41	37	1009	8.6	107	-11	1	0.6	3.3	0.2	0.9
Tuesday, February 18, 2014	13:30	0:10	39	47	41	36	854	8.5	103	-11	1	0.2	1.3	0.4	1.1
Tuesday, February 18, 2014	13:40	0:10	39	47	40	36	1046	9.0	96	-10	1	0.2	1.9	0.4	1.5
Tuesday, February 18, 2014	13:50	0:10	40	48	42	38	1162	9.3	93	-10	1	0.4	2.2	0.4	1.1
Tuesday, February 18, 2014	14:00	0:10	40	51	42	38	1240	9.2	94	-10	1	0.4	2.4	0.9	2.0
Tuesday, February 18, 2014	14:10	0:10	41	60	43	39	1412	9.4	95	-10	1	0.4	2.0	0.9	1.7
Tuesday, February 18, 2014	14:20	0:10	40	48	42	37	1304	9.2	94	-10	1	0.2	1.9	0.7	2.6
Tuesday, February 18, 2014	14:30	0:10	38	46	40	36	1340	9.4	92	-10	1	0.2	1.7	0.4	1.1
Tuesday, February 18, 2014	14:40	0:10	38	48	40	36	1182	8.9	91	-10	1	0.0	1.7	0.6	1.7
Tuesday, February 18, 2014	14:50	0:10	37	48	38	34	897	8.0	87	-10	1	0.0	1.5	0.4	1.7
Tuesday, February 18, 2014	15:00	0:10	36	47	38	34	627	7.1	84	-10	1	0.0	0.4	0.2	0.9
Tuesday, February 18, 2014	15:10	0:10	36	44	38	33	515	6.8	82	-9	1	0.0	0.2	0.4	1.9
Tuesday, February 18, 2014	15:20	0:10	34	48	36	31	387	6.1	81	-9	1	0.0	2.0	0.6	1.7
Tuesday, February 18, 2014	15:30	0:10	33	38	34	31	290	5.5	82	-9	1	0.0	1.9	0.7	2.0
Tuesday, February 18, 2014	15:40	0:10	32	38	33	30	322	5.8	82	-9	1	0.0	0.7	0.4	1.3
Tuesday, February 18, 2014	15:50	0:10	31	39	33	29	425	6.4	83	-9	1	0.0	0.4	0.0	0.9
Tuesday, February 18, 2014	16:00	0:10	34	50	36	32	790	7.9	85	-9	1	0.0	1.1	0.2	1.1
Tuesday, February 18, 2014	16:10	0:10	40	53	44	31	72								

Table B-1: Location A Winter Compliance Evaluation

Date	Time	Duration	Leq	Lmax	L(10)	L(90)	WT N2	WT N2	Onsite Met	Onsite Met	NWS Plymouth	Loc. A	Loc. A	Loc. 6	Loc. 6
	Start Time	(min)	(dBA)	(dBA)	(dBA)	(dBA)	Output (kW)	HH WS (m/s)	WD @ 75m (degrees)	Temp. (°C)	Precip. Obs.	Avg. WS @ 2m (m/s)	Gust WS @ 2m (m/s)	Avg. WS @ 2m (m/s)	Gust WS @ 2m (m/s)
Tuesday, February 18, 2014	18:40	0:10	23	30	25	19	-5	1.3	56	-7	1	0.0	0.6	0.0	0.0
Tuesday, February 18, 2014	18:50	0:10	26	40	29	20	-6	2.9	50	-7	1	0.0	0.2	0.0	0.0
Tuesday, February 18, 2014	19:00	0:10	24	35	26	22	4	3.1	49	-7	1	0.0	0.2	0.0	0.0
Tuesday, February 18, 2014	19:10	0:10	25	32	27	23	0	2.7	51	-7	1	0.0	0.0	0.0	0.0
Tuesday, February 18, 2014	19:20	0:10	25	36	26	24	16	3.4	53	-7	1	0.0	0.0	0.0	0.0
Tuesday, February 18, 2014	19:30	0:10	28	41	30	23	18	3.7	48	-7	1	0.0	0.0	0.0	0.0
Tuesday, February 18, 2014	19:40	0:10	25	37	27	23	40	3.6	37	-7	1	0.0	0.0	0.0	0.2
Tuesday, February 18, 2014	19:50	0:10	30	45	33	24	112	4.4	32	-7	1	0.0	0.0	0.2	1.1
Tuesday, February 18, 2014	20:00	0:10	25	37	27	23	145	4.6	19	-7	1	0.0	0.0	0.0	0.7
Tuesday, February 18, 2014	20:10	0:10	27	46	29	24	110	4.2	29	-7	1	0.0	0.0	0.6	1.5
Tuesday, February 18, 2014	20:20	0:10	36	55	41	23	145	4.6	18	-7	1	0.0	0.0	0.4	1.1
Tuesday, February 18, 2014	20:30	0:10	32	52	35	25	175	4.8	7	-7	1	0.0	0.0	0.0	0.0
Tuesday, February 18, 2014	20:40	0:10	27	39	29	25	217	5.1	14	-7	1	0.0	0.0	0.2	1.9
Tuesday, February 18, 2014	20:50	0:10	29	51	30	25	246	5.3	334	-8	1	0.0	0.0	0.6	1.7
Tuesday, February 18, 2014	21:00	0:10	28	36	30	25	231	5.1	320	-8	1	0.0	0.0	0.2	1.1
Tuesday, February 18, 2014	21:10	0:10	30	39	32	27	331	5.7	316	-8	1	0.0	0.9	0.6	1.3
Tuesday, February 18, 2014	21:20	0:10	33	41	35	30	498	6.3	309	-8	1	0.0	0.4	0.4	0.9
Tuesday, February 18, 2014	21:30	0:10	33	41	35	31	575	6.3	308	-8	1	0.2	1.1	0.0	0.9
Tuesday, February 18, 2014	21:40	0:10	32	40	34	30	454	5.7	305	-8	1	0.0	0.6	0.2	1.1
Tuesday, February 18, 2014	21:50	0:10	31	38	33	29	440	5.8	300	-8	1	0.0	1.3	0.4	1.1
Tuesday, February 18, 2014	22:00	0:10	29	49	31	27	346	5.5	294	-7	1	0.2	1.7	0.6	1.5
Tuesday, February 18, 2014	22:10	0:10	32	46	34	28	489	6.1	294	-7	1	0.2	1.3	0.2	0.9
Tuesday, February 18, 2014	22:20	0:10	32	41	34	30	518	6.1	291	-8	1	0.2	1.9	0.4	1.5
Tuesday, February 18, 2014	22:30	0:10	30	38	32	28	454	5.8	286	-8	1	0.0	1.3	0.4	1.1
Tuesday, February 18, 2014	22:40	0:10	30	36	31	27	436	6.0	281	-8	1	0.2	1.1	0.0	0.7
Tuesday, February 18, 2014	22:50	0:10	30	38	32	28	470	5.9	283	-8	1	0.0	0.4	0.0	0.0
Tuesday, February 18, 2014	23:00	0:10	30	39	32	27	450	5.9	282	-8	1	0.0	0.0	0.0	0.0
Tuesday, February 18, 2014	23:10	0:10	29	36	31	26	336	5.3	283	-8	1	0.0	0.0	0.0	0.0
Tuesday, February 18, 2014	23:20	0:10	32	40	34	27	496	6.5	299	-8	1	0.0	0.0	0.0	0.0
Tuesday, February 18, 2014	23:30	0:10	33	42	35	31	624	6.8	332	-8	1	0.0	0.7	0.2	0.6
Tuesday, February 18, 2014	23:40	0:10	31	41	33	29	482	5.8	320	-8	1	0.0	0.0	0.2	0.7
Tuesday, February 18, 2014	23:50	0:10	30	37	32	28	464	5.8	312	-8	1	0.0	0.0	0.2	1.1
Wednesday, February 19, 2014	0:00	0:10	32	40	33	30	462	6.1	319	-8	1	0.0	0.2	0.0	0.6
Wednesday, February 19, 2014	0:10	0:10	32	39	34	30	550	6.5	315	-8	1	0.0	0.4	0.0	0.6
Wednesday, February 19, 2014	0:20	0:10	31	38	33	28	477	5.7	303	-9	1	0.0	1.3	0.0	0.0
Wednesday, February 19, 2014	0:30	0:10	28	35	29	25	284	5.3	303	-8	1	0.0	0.2	0.0	0.0
Wednesday, February 19, 2014	0:40	0:10	27	33	29	26	268	5.4	300	-9	1	0.0	0.2	0.0	0.0
Wednesday, February 19, 2014	0:50	0:10	28	39	30	26	268	5.3	293	-9	1	0.0	0.7	0.0	0.0
Wednesday, February 19, 2014	1:00	0:10	26	32	28	24	189	4.8	296	-8	1	0.2	0.9	0.0	0.0
Wednesday, February 19, 2014	1:10	0:10	25	29	26	24	142	4.8	305	-8	1	0.0	0.0	0.0	0.0
Wednesday, February 19, 2014	1:20	0:10	27	31	28	25	218	5.3	316	-9	1	0.2	0.9	0.2	0.7
Wednesday, February 19, 2014	1:30	0:10	28	44	30	27	302	5.2	321	-9	1	0.0	0.4	0.0	0.0
Wednesday, February 19, 2014	1:40	0:10	28	33	30	26	300	5.7	308	-9	1	0.0	0.6	0.0	0.0
Wednesday, February 19, 2014	1:50	0:10	31	50	31	26	245	5.0	317	-9	1	0.0	0.6	0.2	0.7
Wednesday, February 19, 2014	2:00	0:10	21	30	23	18	-3	4.5	325	-9	1	0.0	0.7	0.0	0.6
Wednesday, February 19, 2014	2:10	0:10	22	35	26	17	-5	3.7	329	-8	1	0.0	0.9	0.0	0.0
Wednesday, February 19, 2014	2:20	0:10	18	30	20	15	-5	3.5	330	-8	1	0.0	0.0	0.2	0.6
Wednesday, February 19, 2014	2:30	0:10	19	30	22	15	-4	3.1	324	-8	1	0.0	0.0	0.0	0.4
Wednesday, February 19, 2014	2:40	0:10	19	32	21	16	-5	3.0	324	-8	1	0.0	0.7	0.2	0.7
Wednesday, February 19, 2014	2:50	0:10	19	28	22	16	-5	3.2	322	-8	1	0.0	0.4	0.0	0.2
Wednesday, February 19, 2014	3:00	0:10	22	31	24	16	4	3.3	317	-8	1	0.0	0.0	0.0	0.0
Wednesday, February 19, 2014	3:10	0:10	22	29	23	20	-6	3.0	309	-8	1	0.0	0.0	0.0	0.0
Wednesday, February 19, 2014	3:20	0:10	25	40	27	21	-6	2.7	320	-8	1	0.0	0.0	0.0	0.0
Wednesday, February 19, 2014	3:30	0:10	23	43	25	21	23	3.0	320	-8	1	0.0	0.0	0.0	0.9
Wednesday, February 19, 2014	3:40	0:10	27	42	28	24	198	4.8	278	-8	1	0.0	0.0	0.2	0.7
Wednesday, February 19, 2014	3:50	0:10	26	36	27	23	235	5.3	263	-8	1	0.0	0.0	0.0	0.7
Wednesday, February 19, 2014	4:00	0:10	26	37	28	23	307	6.0	248	-8	1	0.0	0.0	0.2	1.5
Wednesday, February 19, 2014	4:10	0:10	31	38	32	28	610	6.6	240	-8	1	0.0	0.0	0.7	2.8
Wednesday, February 19, 2014	4:20	0:10	31	40	33	28	509	6.3	237	-8	1	0.0	0.0	0.6	2.2
Wednesday, February 19, 2014	4:30	0:10	26	31	28	24	306	5.8	234	-8	1	0.0	0.0	0.6	2.0
Wednesday, February 19, 2014	4:40	0:10	29	38	31	26	417	6.3	231	-8	1	0.0	0.0	0.9	2.4
Wednesday, February 19, 2014	4:50	0:10	31	47	31	26	376	6.0	229	-8	1	0.0	0.0	0.2	1.1
Wednesday, February 19, 2014	5:00	0:10	26	37	28	23	122	4.3	237	-8	1	0.0	0.0	0.2	0.9
Wednesday, February 19, 2014	5:10	0:10	26	35	29	23	73	3.9	235	-8	1	0.0	0.0	0.2	0.9
Wednesday, February 19, 2014	5:20	0:10	28	40	31	25	3	3.1	229	-8	1	0.0	0.0	0.2	0.7
Wednesday, February 19, 2014	5:30	0:10	28	39	31	23	-7	2.1	226	-8	1	0.0	0.0	0.4	0.9
Wednesday, February 19, 2014	5:40	0:10	25	36	26	22	-5	1.5	226	-8	1	0.0	0.0	0.2	1.1
Wednesday, February 19, 2014	5:50	0:10	24	33	25	21	-4	1.7	220	-8	1	0.0	0.0	0.0	0.0
Wednesday, February 19, 2014	6:00	0:10	32	48	36	21	-4	1.1	210	-8	1	0.0	0.0	0.2	0.9
Wednesday, February 19, 2014	6:10	0:10	28	40	31	23	-4	1.3	196	-8	1	0.0	0.0	0.0	0.0
Wednesday, February 19, 2014	6:20	0:10	27	37	30	24	-5	0.6	197	-7	1	0.0	0.0	0.0	0.0
Wednesday, February 19, 2014	6:30	0:10	28	51	29	23	-2	0.5	204	-7	1	0.0	0.0	0.0	0.0
Wednesday, February 19, 2014	6:40	0:10	27	38	29	24	-1	0.6	206	-7	1	0.0	0.0	0.0	0.0
Wednesday, February 19, 2014	6:50	0:10	29	41	32	25	-1	0.7	212	-7	1	0.0	0.0	0.0	0.0
Wednesday, February 19, 2014	7:00	0:10	29	42	31	24	0	0.9	211	-7	1	0.0	0.0	0.0	0.0
Wednesday, February 19, 2014	7:10	0:10	26	34	28	24	-1	2.3	203	-7	1	0.0	0.0	0.4	0.9
Wednesday, February 19, 2014	7:20	0:10	27	37	30	24	0	1.8	193	-7	1	0.0	0.0	0.0	0.6
Wednesday, February 19, 2014	7:30	0:10	29	56	31	24	-1	2.8	197	-7	1	0.0	0.0	0.0	0.0
Wednesday, February 19, 2014	7:40	0:10	30	47	32	26	-5	3.1	197	-7	1	0.0	0.0	0.0	0.0
Wednesday, February 19, 2014	7:50	0:10	29	42	30	27	28	3.7	183	-7	1	0.0	0.0	0.2	0.7
Wednesday, February 19, 2014	8:00	0:10	30	40	31	27	204	5.5	163	-7	1	0.0	0.0	0.2	1.1
Wednesday, February 19, 2014	8:10	0:10	29	40	31	26	211	5.0	155	-6	1	0.0	0.0	0.4	1.5
Wednesday, February 19, 2014	8:20	0:10	29	42	30	26	280	6.0	149	-7	1	0.0	0.0	0.4	1.3
Wednesday, February 19, 2014	8:30	0:10	39	52	43	29	590	7.3	139	-6	1	0.0	0.0	0.7	1.7
Wednesday, February 19, 2014	8:40	0:10	33	46	35	29	656	7.3	135	-7	1	0.2	1.9	0.2	1.1
Wednesday, February 19, 2014	8:50	0:10	36	55	37	29	563	7.2	135	-6	1	0.0	0.9	0.7	1.7
Wednesday, February 19, 2014	9:00	0:10	33	39	35	31	701	7.8	140	-6	1	0.0	1.7	0.9	1.7
Wednesday, February 19, 2014	9:10	0:10	34	40	35	32	637	7.6	131	-6	1	0.2	1.9	0.9	1.7
Wednesday, February 19, 2014	9:20	0:10	33	53	34										

Table B-1: Location A Winter Compliance Evaluation

Date	Time	Duration	Leq	Lmax	L(10)	L(90)	WT N2	WT N2	Onsite Met	Onsite Met	NWS Plymouth	Loc. A	Loc. A	Loc. 6	Loc. 6
	Start Time	(min)	(dBA)	(dBA)	(dBA)	(dBA)	Output (kW)	HH WS (m/s)	WD @ 75m (degrees)	Temp. (°C)	Precip. Obs.	Avg. WS @ 2m (m/s)	Gust WS @ 2m (m/s)	Avg. WS @ 2m (m/s)	Gust WS @ 2m (m/s)
Wednesday, February 19, 2014	11:40	0:10	33	43	34	30	126	3.8	136	-6		0.4	1.9	1.5	4.1
Wednesday, February 19, 2014	11:50	0:10	32	41	35	29	263	5.3	138	-6		0.0	1.1	0.6	1.7
Wednesday, February 19, 2014	12:00	0:10	31	43	33	28	309	5.9	142	-6		0.2	1.1	0.7	2.2
Wednesday, February 19, 2014	12:10	0:10	33	44	35	29	265	5.7	151	-6	1	0.2	1.7	1.3	2.8
Wednesday, February 19, 2014	12:20	0:10	35	47	37	31	349	6.3	140	-6	1	0.2	2.8	1.3	3.0
Wednesday, February 19, 2014	12:30	0:10	35	46	38	31	407	6.5	133	-6		0.2	2.0	1.7	3.5
Wednesday, February 19, 2014	12:40	0:10	35	52	38	31	170	4.6	134	-6		0.2	2.0	1.3	2.4
Wednesday, February 19, 2014	12:50	0:10	40	56	44	34	187	4.8	128	-6		0.4	1.7	1.3	2.6
Wednesday, February 19, 2014	13:00	0:10	36	48	38	32	332	6.0	124	-5		0.4	2.6	1.3	2.4
Wednesday, February 19, 2014	13:10	0:10	37	48	40	33	762	8.0	122	-6	1	0.2	1.1	0.7	2.0
Wednesday, February 19, 2014	13:20	0:10	37	47	39	34	655	7.7	124	-6	1	0.7	3.0	0.6	1.5
Wednesday, February 19, 2014	13:30	0:10	39	47	41	37	704	7.5	125	-6		0.6	2.4	1.3	2.0
Wednesday, February 19, 2014	13:40	0:10	40	46	42	38	937	8.2	117	-6	1	0.4	1.9	1.3	2.2
Wednesday, February 19, 2014	13:50	0:10	41	47	42	38	1483	9.7	113	-6	1	0.4	2.0	0.9	1.7
Wednesday, February 19, 2014	14:00	0:10	33	45	36	28	28	10.0	116	-6	1	0.4	1.9	0.9	1.9
Wednesday, February 19, 2014	14:10	0:10	30	39	33	27	-7	9.8	116	-6	1	0.6	1.9	1.3	2.8
Wednesday, February 19, 2014	14:20	0:10	38	60	40	35	-5	11.0	116	-6	1	0.4	2.4	1.3	2.6
Wednesday, February 19, 2014	14:30	0:10	37	56	39	29	-4	9.6	107	-6	1	0.2	1.7	1.1	2.2
Wednesday, February 19, 2014	14:40	0:10	26	41	28	23	-7	8.9	113	-6	1	0.2	1.9	1.3	2.4
Wednesday, February 19, 2014	14:50	0:10	27	38	29	24	-4	9.6	109	-6	1	0.4	1.9	1.1	2.2
Wednesday, February 19, 2014	15:00	0:10	38	47	41	25	932	9.0	107	-6	1	0.4	2.0	1.3	2.4
Wednesday, February 19, 2014	15:10	0:10	39	45	41	37	1009	8.6	110	-5	1	0.6	1.9	0.9	2.4
Wednesday, February 19, 2014	15:20	0:10	39	46	40	37	1219	9.2	111	-6	1	0.2	1.9	1.1	1.9
Wednesday, February 19, 2014	15:30	0:10	39	46	40	37	1110	8.9	108	-6	1	0.4	2.4	0.9	2.0
Wednesday, February 19, 2014	15:40	0:10	38	46	40	36	1064	8.8	107	-6	1	0.4	2.2	1.1	2.0
Wednesday, February 19, 2014	15:50	0:10	38	46	40	36	892	8.3	109	-6	1	0.2	1.1	0.7	1.7
Wednesday, February 19, 2014	16:00	0:10	36	44	38	34	739	7.9	107	-6	1	0.0	0.0	0.9	2.6
Wednesday, February 19, 2014	16:10	0:10	37	43	39	35	865	8.3	106	-6	1	0.2	1.3	0.7	2.0
Wednesday, February 19, 2014	16:20	0:10	38	46	40	36	864	8.3	105	-6	1	0.2	1.3	0.4	1.5
Wednesday, February 19, 2014	16:30	0:10	39	47	41	36	1291	9.6	99	-6	1	0.2	1.1	0.7	1.9
Wednesday, February 19, 2014	16:40	0:10	37	45	39	34	933	8.6	90	-6	1	0.2	1.9	0.2	0.9
Wednesday, February 19, 2014	16:50	0:10	37	45	39	35	878	8.2	103	-6	1	0.2	1.7	0.4	1.1
Wednesday, February 19, 2014	17:00	0:10	34	42	36	31	493	6.8	98	-6	1	0.0	1.3	0.6	1.3
Wednesday, February 19, 2014	17:10	0:10	33	49	35	30	463	6.7	102	-6	1	0.0	0.6	0.4	1.1
Wednesday, February 19, 2014	17:20	0:10	30	43	32	28	340	6.2	99	-6	1	0.0	0.7	0.4	0.9
Wednesday, February 19, 2014	17:30	0:10	32	42	34	29	467	7.0	95	-6	1	0.0	0.6	0.6	0.9
Wednesday, February 19, 2014	17:40	0:10	31	40	33	29	478	6.9	98	-5	1	0.0	0.2	0.4	0.9
Wednesday, February 19, 2014	17:50	0:10	31	38	33	29	457	6.9	98	-5	1	0.0	0.9	0.6	0.9
Wednesday, February 19, 2014	18:00	0:10	28	46	29	25	241	5.8	95	-5	1	0.0	0.0	0.2	0.7
Wednesday, February 19, 2014	18:10	0:10	27	45	28	24	178	5.3	90	-5	1	0.0	0.0	0.2	0.6
Wednesday, February 19, 2014	18:20	0:10	28	54	27	24	132	4.8	92	-5	1	0.0	0.0	0.0	0.0
Wednesday, February 19, 2014	18:30	0:10	25	41	26	23	63	3.6	90	-5	1	0.0	0.0	0.0	0.0
Wednesday, February 19, 2014	18:40	0:10	23	30	25	21	-6	2.3	91	-5	1	0.0	0.0	0.0	0.0
Wednesday, February 19, 2014	18:50	0:10	30	55	27	23	-5	2.5	87	-5	1	0.0	0.0	0.0	0.0
Wednesday, February 19, 2014	19:00	0:10	26	47	26	23	-5	2.7	96	-5	1	0.0	0.0	0.0	0.0
Wednesday, February 19, 2014	19:10	0:10	23	31	25	21	-5	2.6	94	-5	1	0.0	0.0	0.0	0.0
Wednesday, February 19, 2014	19:20	0:10	22	30	23	21	-4	2.2	103	-5	1	0.0	0.0	0.0	0.0
Wednesday, February 19, 2014	19:30	0:10	22	32	23	20	-4	2.0	91	-5	1	0.0	0.0	0.0	0.0
Wednesday, February 19, 2014	19:40	0:10	20	35	22	18	-4	1.6	119	-5	1	0.0	0.0	0.0	0.0
Wednesday, February 19, 2014	19:50	0:10	18	35	19	17	-4	0.9	140	-5	1	0.0	0.0	0.0	0.0
Wednesday, February 19, 2014	20:00	0:10	18	37	20	16	-4	1.3	167	-4	1	0.0	0.0	0.0	0.0
Wednesday, February 19, 2014	20:10	0:10	20	36	21	17	-3	1.0	174	-5	1	0.0	0.0	0.0	0.0
Wednesday, February 19, 2014	20:20	0:10	21	33	24	17	0	1.3	200	-4	1	0.0	0.0	0.0	0.0
Wednesday, February 19, 2014	20:30	0:10	24	42	28	18	0	1.2	211	-4	1	0.0	0.0	0.0	0.0
Wednesday, February 19, 2014	20:40	0:10	24	37	26	18	-1	0.5	237	-4	1	0.0	0.0	0.0	0.0
Wednesday, February 19, 2014	20:50	0:10	23	35	26	19	0	0.9	242	-4	1	0.0	0.2	0.0	0.0
Wednesday, February 19, 2014	21:00	0:10	29	62	24	16	0	1.6	265	-4	1	0.0	0.0	0.0	0.0
Wednesday, February 19, 2014	21:10	0:10	26	40	29	18	0	2.1	271	-4	1	0.0	0.2	0.0	0.0
Wednesday, February 19, 2014	21:20	0:10	26	41	29	21	-2	3.0	288	-4	1	0.0	0.0	0.0	0.0
Wednesday, February 19, 2014	21:30	0:10	26	37	29	23	-8	3.2	281	-4	1	0.0	0.0	0.0	0.0
Wednesday, February 19, 2014	21:40	0:10	31	47	35	22	-5	4.0	279	-4	1	0.0	0.0	0.0	0.0
Wednesday, February 19, 2014	21:50	0:10	26	38	28	23	-8	4.0	282	-4	1	0.0	0.0	0.0	0.0
Wednesday, February 19, 2014	22:00	0:10	25	34	27	23	-3	4.9	283	-4	1	0.0	0.0	0.0	0.0
Wednesday, February 19, 2014	22:10	0:10	28	41	30	27	239	5.6	285	-4	1	0.0	0.0	0.0	0.6
Wednesday, February 19, 2014	22:20	0:10	29	41	31	27	319	6.1	284	-3	1	0.0	0.0	0.0	0.0
Wednesday, February 19, 2014	22:30	0:10	30	38	31	28	317	5.9	285	-3	1	0.0	0.0	0.0	0.0
Wednesday, February 19, 2014	22:40	0:10	29	41	30	27	262	5.6	285	-3	1	0.0	0.0	0.0	0.0
Wednesday, February 19, 2014	22:50	0:10	33	44	35	29	403	6.2	286	-3	1	0.0	0.0	0.0	0.7
Wednesday, February 19, 2014	23:00	0:10	33	42	35	31	471	6.4	289	-3	1	0.0	0.0	0.6	1.5
Wednesday, February 19, 2014	23:10	0:10	33	40	35	31	518	6.6	287	-3	1	0.0	0.6	0.2	1.1
Wednesday, February 19, 2014	23:20	0:10	34	42	36	31	571	7.0	290	-3	1	0.0	0.7	0.2	0.9
Wednesday, February 19, 2014	23:30	0:10	36	45	38	33	873	7.9	293	-3	1	0.2	1.3	0.2	2.4
Wednesday, February 19, 2014	23:40	0:10	38	45	40	35	1117	8.9	298	-3	1	0.2	1.5	0.4	1.5
Wednesday, February 19, 2014	23:50	0:10	39	47	41	37	1442	9.4	300	-3	1	0.2	1.3	0.4	2.2
Thursday, February 20, 2014	0:00	0:10	39	47	41	37	1658	10.3	301	-3	1	0.2	1.3	0.9	4.1
Thursday, February 20, 2014	0:10	0:10	40	48	41	37	1752	10.9	301	-3	1	0.2	1.5	1.1	3.0
Thursday, February 20, 2014	0:20	0:10	39	47	41	37	1868	11.4	299	-2	1	0.2	1.5	1.5	3.5
Thursday, February 20, 2014	0:30	0:10	39	47	41	37	1974	11.4	307	-2	1	0.2	1.1	2.0	4.4
Thursday, February 20, 2014	0:40	0:10	38	45	40	36	1970	12.4	302	-2	1	0.2	2.6	2.6	5.9
Thursday, February 20, 2014	0:50	0:10	39	51	41	36	1999	12.7	304	-2	1	0.2	1.7	2.4	4.8
Thursday, February 20, 2014	1:00	0:10	39	46	40	37	1999	12.6	303	-2	1	0.4	2.6	2.4	5.7
Thursday, February 20, 2014	1:10	0:10	39	46	40	36	1995	13.1	301	-2	1	0.2	2.4	2.6	6.3
Thursday, February 20, 2014	1:20	0:10	38	46	40	36	1997	13.1	302	-2	1	0.2	1.5	2.0	4.4
Thursday, February 20, 2014	1:30	0:10	38	45	40	36	2000	13.2	300	-2	1	0.0	1.5	2.4	5.4
Thursday, February 20, 2014	1:40	0:10	38	46	40	36	2000	12.7	301	-2	1	0.0	0.7	2.4	6.3
Thursday, February 20, 2014	1:50	0:10	37	46	39	28	1295	11.9	300	-2	1	0.2	1.3	2.6	6.1
Thursday, February 20, 2014	2:00	0:10	28	41	29	25	-22	10.9	301	-2	1	0.2	1.5	2.0	5.7
Thursday, February 20, 2014	2:10	0:10	31	47	33	26	-9	11.5	300	-2	1	0.2	1.5	2.0</	

Table B-1: Location A Winter Compliance Evaluation

Date	Time	Duration	Leq	Lmax	L(10)	L(90)	WT N2	WT N2	Onsite Met	Onsite Met	NWS Plymouth	Loc. A	Loc. A	Loc. 6	Loc. 6
	Start Time	(min)	(dBA)	(dBA)	(dBA)	(dBA)	Output (kW)	HH WS (m/s)	WD @ 75m (degrees)	Temp. (°C)	Precip. Obs.	Avg. WS @ 2m (m/s)	Gust WS @ 2m (m/s)	Avg. WS @ 2m (m/s)	Gust WS @ 2m (m/s)
Thursday, February 20, 2014	4:40	0:10	36	45	39	34	858	8.1	289	-3		0.0	0.2	0.2	0.9
Thursday, February 20, 2014	4:50	0:10	37	49	39	34	794	8.0	289	-3		0.0	0.2	0.4	1.5
Thursday, February 20, 2014	5:00	0:10	36	44	38	34	777	7.9	291	-3		0.0	0.2	0.4	2.2
Thursday, February 20, 2014	5:10	0:10	37	46	39	34	757	7.9	295	-3		0.0	0.6	0.9	3.3
Thursday, February 20, 2014	5:20	0:10	38	47	41	36	1277	9.6	294	-3		0.0	0.2	1.7	4.1
Thursday, February 20, 2014	5:30	0:10	38	44	40	36	1162	9.1	297	-3		0.0	0.4	1.3	3.0
Thursday, February 20, 2014	5:40	0:10	39	46	40	36	1148	9.1	297	-3		0.0	0.4	0.9	2.2
Thursday, February 20, 2014	5:50	0:10	38	45	40	36	1226	9.2	299	-3		0.0	0.4	1.5	3.7
Thursday, February 20, 2014	6:00	0:10	38	48	41	35	906	8.3	300	-3		0.0	0.4	1.7	4.8
Thursday, February 20, 2014	6:10	0:10	36	46	38	33	537	7.0	300	-3		0.0	0.0	1.7	4.3
Thursday, February 20, 2014	6:20	0:10	36	45	38	33	470	6.7	303	-3		0.0	0.0	1.1	3.0
Thursday, February 20, 2014	6:30	0:10	36	43	37	33	462	6.8	303	-3		0.2	0.6	1.5	5.0
Thursday, February 20, 2014	6:40	0:10	37	53	39	33	359	6.4	304	-3		0.0	0.7	1.1	2.6
Thursday, February 20, 2014	6:50	0:10	37	46	39	33	437	6.6	302	-3		0.0	0.6	1.3	3.7
Thursday, February 20, 2014	7:00	0:10	38	52	40	35	813	7.9	301	-3		0.2	1.1	0.7	2.0
Thursday, February 20, 2014	7:10	0:10	38	49	40	36	795	7.8	299	-3		0.0	0.6	0.7	2.0
Thursday, February 20, 2014	7:20	0:10	38	45	39	35	587	7.2	303	-3		0.0	0.4	0.7	2.0
Thursday, February 20, 2014	7:30	0:10	36	42	38	34	461	6.8	303	-3		0.0	0.4	0.9	3.5
Thursday, February 20, 2014	7:40	0:10	36	42	38	33	466	6.9	303	-3		0.0	0.6	1.7	5.0
Thursday, February 20, 2014	7:50	0:10	38	53	40	35	542	7.0	304	-3		0.0	0.0	1.7	4.6
Thursday, February 20, 2014	8:00	0:10	39	58	40	34	415	6.4	309	-3		0.2	0.6	1.1	2.8
Thursday, February 20, 2014	8:10	0:10	37	50	39	34	417	6.6	305	-3		0.0	0.6	1.1	4.3
Thursday, February 20, 2014	8:20	0:10	38	45	40	35	719	7.8	306	-3		0.0	0.4	1.7	4.8
Thursday, February 20, 2014	8:30	0:10	41	66	41	37	763	8.0	303	-2		0.0	0.6	1.9	4.1
Thursday, February 20, 2014	8:40	0:10	40	51	42	37	965	8.5	302	-2		0.2	1.3	1.9	5.9
Thursday, February 20, 2014	8:50	0:10	42	64	42	38	1505	10.3	301	-2		0.2	1.1	2.0	4.8
Thursday, February 20, 2014	9:00	0:10	42	58	44	39	1506	10.1	299	-2		0.2	1.5	1.9	4.3
Thursday, February 20, 2014	9:10	0:10	40	47	42	37	1329	10.1	303	-2		0.2	1.9	2.0	6.3
Thursday, February 20, 2014	9:20	0:10	41	49	43	38	1940	12.2	302	-1		0.4	4.8	1.7	5.7
Thursday, February 20, 2014	9:30	0:10	46	57	51	41	1786	11.5	301	-1		0.4	2.8	1.5	3.9
Thursday, February 20, 2014	9:40	0:10	58	75	54	40	1637	10.6	294	-1		0.2	2.4	2.0	4.4
Thursday, February 20, 2014	9:50	0:10	42	60	43	39	1516	10.6	293	-1		0.4	3.9	2.2	5.7
Thursday, February 20, 2014	10:00	0:10	42	55	44	39	1505	10.7	292	0		0.4	2.6	2.2	5.4
Thursday, February 20, 2014	10:10	0:10	42	57	44	38	1891	11.9	287	0		0.2	2.4	2.4	5.7
Thursday, February 20, 2014	10:20	0:10	42	52	44	39	1529	10.4	288	0		0.4	2.4	1.9	3.7
Thursday, February 20, 2014	10:30	0:10	43	68	43	39	1514	10.5	290	0		0.2	1.9	2.2	5.6
Thursday, February 20, 2014	10:40	0:10	40	52	42	37	1065	8.7	288	1		0.4	1.7	2.0	4.6
Thursday, February 20, 2014	10:50	0:10	40	49	42	37	1035	8.8	289	1		0.2	2.6	1.9	3.9
Thursday, February 20, 2014	11:00	0:10	41	48	43	39	1239	9.5	289	1		0.4	3.2	1.9	4.3
Thursday, February 20, 2014	11:10	0:10	40	51	42	38	1120	9.0	284	1		0.6	3.2	2.2	4.1
Thursday, February 20, 2014	11:20	0:10	41	62	43	38	1367	9.8	286	2		0.2	1.5	1.9	4.1
Thursday, February 20, 2014	11:30	0:10	41	49	43	39	1524	10.2	286	2		0.2	2.0	2.0	5.6
Thursday, February 20, 2014	11:40	0:10	40	50	42	38	1219	9.3	280	3		0.2	2.2	2.0	5.7
Thursday, February 20, 2014	11:50	0:10	40	56	42	37	922	8.4	275	2		0.2	1.9	2.2	4.8
Thursday, February 20, 2014	12:00	0:10	40	46	43	37	1116	9.2	282	3		0.2	2.0	2.0	3.9
Thursday, February 20, 2014	12:10	0:10	41	50	43	37	991	8.6	279	3		0.4	3.0	2.0	3.5
Thursday, February 20, 2014	12:20	0:10	40	47	42	37	924	8.5	273	3		0.4	2.0	2.0	4.3
Thursday, February 20, 2014	12:30	0:10	40	49	42	37	720	7.9	277	3		0.4	3.2	2.0	5.0
Thursday, February 20, 2014	12:40	0:10	40	49	42	37	925	8.7	287	3		0.4	2.4	1.9	3.7
Thursday, February 20, 2014	12:50	0:10	40	47	42	38	1125	9.3	286	3		0.4	2.8	1.9	3.9
Thursday, February 20, 2014	13:00	0:10	56	89	44	37	1043	8.9	284	3		0.2	3.0	1.9	3.7
Thursday, February 20, 2014	13:10	0:10	58	85	56	37	445	7.0	283	4				1.9	4.8

Table B-2: Location B Winter Compliance Evaluation

Date	Time	Duration	Leq	Lmax	L(10)	L(90)	WT E2	WT E2	Onsite Met	Onsite Met	NWS Plymouth	Loc. 6	Loc. 6
	Start Time	(min)	(dBA)	(dBA)	(dBA)	(dBA)	Output (kW)	HH WS (m/s)	WD @ 75m (degrees)	Temp. (°C)	Precip. Obs.	Avg. WS @ 2m (m/s)	Gust WS @ 2m (m/s)
Thursday, January 23, 2014	14:30	0:10	43	54	46	38	0	10.7	315	-17			
Thursday, January 23, 2014	14:40	0:10	42	54	46	36	-29	9.4	310	-16			
Thursday, January 23, 2014	14:50	0:10	40	50	43	36	-39	9.1	310	-16			
Thursday, January 23, 2014	15:00	0:10	39	49	42	35	40	6.6	308	-16			
Thursday, January 23, 2014	15:10	0:10	39	49	42	35	794	8.1	304	-16			
Thursday, January 23, 2014	15:20	0:10	39	49	41	36	805	8.0	303	-17			
Thursday, January 23, 2014	15:30	0:10	39	48	42	36	1732	10.7	304	-17			
Thursday, January 23, 2014	15:40	0:10	41	49	44	37	1219	8.9	310	-17			
Thursday, January 23, 2014	15:50	0:10	38	46	41	32	1433	9.8	309	-17			
Thursday, January 23, 2014	16:00	0:10	38	50	41	34	1844	10.8	305	-17			
Thursday, January 23, 2014	16:10	0:10	40	52	42	35	1661	10.6	306	-17			
Thursday, January 23, 2014	16:20	0:10	38	50	40	34	1864	11.0	308	-17			
Thursday, January 23, 2014	16:30	0:10	39	50	42	35	1957	11.1	315	-17			
Thursday, January 23, 2014	16:40	0:10	36	49	38	33	1972	11.7	321	-17			
Thursday, January 23, 2014	16:50	0:10	37	45	40	34	1680	10.6	323	-17			
Thursday, January 23, 2014	17:00	0:10	39	48	42	33	1672	10.3	317	-17			
Thursday, January 23, 2014	17:10	0:10	38	50	40	33	1687	10.3	310	-18			
Thursday, January 23, 2014	17:20	0:10	37	57	40	31	1549	10.1	312	-18			
Thursday, January 23, 2014	17:30	0:10	36	44	39	30	1233	9.5	316	-17			
Thursday, January 23, 2014	17:40	0:10	37	46	41	33	1428	9.7	313	-17		0.7	2.2
Thursday, January 23, 2014	17:50	0:10	37	45	41	30	1715	10.9	311	-18		1.1	2.4
Thursday, January 23, 2014	18:00	0:10	37	55	40	33	1799	11.2	314	-17		1.1	3.2
Thursday, January 23, 2014	18:10	0:10	35	41	37	31	1939	12.4	315	-17		1.1	3.9
Thursday, January 23, 2014	18:20	0:10	34	54	36	29	1918	11.9	317	-17		0.9	2.8
Thursday, January 23, 2014	18:30	0:10	37	48	40	30	1903	11.4	316	-18		0.9	2.8
Thursday, January 23, 2014	18:40	0:10	35	44	38	30	1842	11.1	317	-18		0.7	2.2
Thursday, January 23, 2014	18:50	0:10	33	49	36	28	1861	11.1	316	-18		0.7	2.0
Thursday, January 23, 2014	19:00	0:10	36	48	39	27	1393	9.8	311	-18		0.6	1.9
Thursday, January 23, 2014	19:10	0:10	34	49	37	28	1636	10.5	317	-18		0.4	1.9
Thursday, January 23, 2014	19:20	0:10	36	50	38	30	1614	10.4	312	-18		0.2	1.3
Thursday, January 23, 2014	19:30	0:10	33	50	36	27	1513	10.1	308	-18		0.2	0.9
Thursday, January 23, 2014	19:40	0:10	38	47	41	30	1225	9.3	305	-18		0.4	1.1
Thursday, January 23, 2014	19:50	0:10	33	41	35	29	1264	9.2	308	-18		0.4	0.9
Thursday, January 23, 2014	20:00	0:10	32	41	36	28	1374	9.8	310	-18		0.7	2.2
Thursday, January 23, 2014	20:10	0:10	34	48	37	28	1560	10.3	309	-18		0.7	2.0
Thursday, January 23, 2014	20:20	0:10	33	44	35	30	1509	10.0	311	-18		0.9	2.0
Thursday, January 23, 2014	20:30	0:10	37	48	40	32	1568	10.2	312	-18		0.9	2.2
Thursday, January 23, 2014	20:40	0:10	35	45	38	30	1559	10.5	310	-18		0.9	3.3
Thursday, January 23, 2014	20:50	0:10	36	48	39	30	1534	10.3	312	-18		0.9	2.0
Thursday, January 23, 2014	21:00	0:10	34	51	37	29	1714	10.9	315	-18		1.1	3.0
Thursday, January 23, 2014	21:10	0:10	32	44	35	28	1899	11.7	314	-19		1.1	3.0
Thursday, January 23, 2014	21:20	0:10	33	42	35	28	1739	10.9	316	-19		0.9	2.8
Thursday, January 23, 2014	21:30	0:10	36	47	40	30	1968	12.2	317	-19		1.1	2.4
Thursday, January 23, 2014	21:40	0:10	37	50	39	31	1960	12.8	319	-19		1.1	2.8
Thursday, January 23, 2014	21:50	0:10	35	46	37	32	1976	12.9	316	-19		0.9	2.6
Thursday, January 23, 2014	22:00	0:10	36	50	39	33	1974	13.2	315	-19		0.9	2.2
Thursday, January 23, 2014	22:10	0:10	37	48	41	33	1949	12.2	309	-19		0.7	2.2
Thursday, January 23, 2014	22:20	0:10	35	48	37	32	1930	12.0	305	-20		0.7	1.7
Thursday, January 23, 2014	22:30	0:10	38	54	41	31	1847	11.7	304	-20		0.6	3.0
Thursday, January 23, 2014	22:40	0:10	35	49	37	31	1866	11.3	304	-20		0.7	2.4
Thursday, January 23, 2014	22:50	0:10	36	49	38	32	1894	11.4	305	-20		0.6	2.0
Thursday, January 23, 2014	23:00	0:10	36	46	38	32	1941	11.9	306	-20		0.6	2.0
Thursday, January 23, 2014	23:10	0:10	36	45	40	31	1876	11.6	307	-20		0.4	1.7
Thursday, January 23, 2014	23:20	0:10	36	50	39	31	1941	11.8	307	-20		0.7	2.4
Thursday, January 23, 2014	23:30	0:10	34	48	37	31	1958	12.2	307	-20		0.6	2.2
Thursday, January 23, 2014	23:40	0:10	34	48	37	30	1905	11.9	306	-21		0.6	2.4
Thursday, January 23, 2014	23:50	0:10	36	50	40	30	1923	11.9	306	-21		0.6	3.0
Friday, January 24, 2014	0:00	0:10	39	50	42	34	1975	12.5	306	-21		0.4	2.6
Friday, January 24, 2014	0:10	0:10	36	46	39	33	1931	12.2	305	-21		0.9	2.8
Friday, January 24, 2014	0:20	0:10	38	47	42	34	1927	12.6	303	-21		0.9	3.0
Friday, January 24, 2014	0:30	0:10	39	48	42	35	1902	12.0	307	-21		1.1	3.2
Friday, January 24, 2014	0:40	0:10	39	47	42	35	1892	12.4	306	-21		0.9	3.0
Friday, January 24, 2014	0:50	0:10	41	48	44	36	1938	11.9	306	-21		0.9	2.8
Friday, January 24, 2014	1:00	0:10	41	48	44	37	1976	13.4	306	-21		1.1	2.6
Friday, January 24, 2014	1:10	0:10	43	55	45	39	1984	14.4	309	-22		1.1	3.2
Friday, January 24, 2014	1:20	0:10	43	52	46	40	1986	15.5	311	-22		0.9	2.6
Friday, January 24, 2014	1:30	0:10	45	54	48	41	1988	15.7	313	-22		0.9	3.0
Friday, January 24, 2014	1:40	0:10	44	55	47	40	1985	15.2	319	-22		0.7	2.0
Friday, January 24, 2014	1:50	0:10	45	54	48	40	1989	14.9	317	-22		0.7	2.2
Friday, January 24, 2014	2:00	0:10	42	51	45	37	1988	14.8	317	-22		0.7	1.9
Friday, January 24, 2014	2:10	0:10	39	47	42	37	1987	15.0	318	-22		0.9	3.5
Friday, January 24, 2014	2:20	0:10	38	48	41	35	1987	14.7	318	-22		0.9	2.6
Friday, January 24, 2014	2:30	0:10	38	46	41	34	1987	14.8	318	-22		0.9	3.5
Friday, January 24, 2014	2:40	0:10	39	49	42	35	1987	14.7	316	-23		0.9	2.4
Friday, January 24, 2014	2:50	0:10	39	47	41	35	1989	14.6	314	-23		0.7	3.9
Friday, January 24, 2014	3:00	0:10	40	52	43	34	1989	14.3	315	-23		0.7	2.2
Friday, January 24, 2014	3:10	0:10	41	54	44	35	1988	13.6	315	-23		0.7	2.2
Friday, January 24, 2014	3:20	0:10	40	47	43	35	1988	13.5	314	-23		0.9	2.8
Friday, January 24, 2014	3:30	0:10	37	47	40	34	1973	13.6	313	-23		0.9	3.2
Friday, January 24, 2014	3:40	0:10	40	51	41	35	1921	12.2	311	-23		0.6	1.9
Friday, January 24, 2014	3:50	0:10	39	51	42	35	1884	12.1	311	-23		0.6	1.7
Friday, January 24, 2014	4:00	0:10	39	49	41	35	1944	13.2	311	-23		0.7	3.0
Friday, January 24, 2014	4:10	0:10	40	50	43	36	1962	13.4	316	-23		0.9	2.4
Friday, January 24, 2014	4:20	0:10	43	52	46	37	1901	12.2	312	-23		0.7	2.2
Friday, January 24, 2014	4:30	0:10	43	54	46	38	1920	11.9	310	-23		0.7	1.9
Friday, January 24, 2014	4:40	0:10	42	51	45	37	1910	12.2	310	-23		0.9	3.2
Friday, January 24, 2014	4:50	0:10	41	50	45	36	1897	12.4	311	-24		0.9	2.8
Friday, January 24, 2014	5:00	0:10	38	48	41	33	1894	12.8	309	-24		0.9	2.8
Friday, January 24, 2014	5:10	0:10	40	50	44	34	1899	12.3	310	-24		0.6	2.0
Friday, January 24, 2014	5:20	0:10	41	54	44	35	1927	11.9	313	-24		0.4	1.7
Friday, January 24, 2014	5:30	0:10	41	52	44	36	1957	13.4	311	-24		0.4	2.2
Friday, January 24, 2014	5:40	0:10	42	50	44	37	1979	13.6	313	-24		0.4	2.0
Friday, January 24, 2014	5:50	0:10	43	53	46	38	1976	13.7	311	-24		0.4	1.3
Friday, January 24, 2014	6:00	0:10	42	50	45	39	1975	13.3	311	-24		0.6	1.9
Friday, January 24, 2014	6:10	0:10	42	52	44	38	1957	13.5	312	-24		0.9	3.2
Friday, January 24, 2014	6:20	0:10	43	50	45	40	1977	14.0	313	-24		0.9	2.6
Friday, January 24, 2014	6:30	0:10	43	50	46	39	1976	13.2	317	-24		0.6	2.0
Friday, January 24, 2014	6:40	0:10	44	54	47	39	1976	13.2	317	-24		0.7	2.0
Friday, January 24, 2014	6:50	0:10	43	53	46	39	1980	15.0	316	-24		1.1	3.2
Friday, January 24, 2014	7:00	0:10	43	50	46	38	1980	13.8	313	-24		0.7	3.2
Friday, January 24, 2014	7:10	0:10	44										

Table B-2: Location B Winter Compliance Evaluation

Date	Time	Duration	Leq	Lmax	L(10)	L(90)	WT E2	WT E2	Onsite Met	Onsite Met	NWS Plymouth	Loc. 6	Loc. 6
	Start Time	(min)	(dBA)	(dBA)	(dBA)	(dBA)	Output (kW)	HH WS (m/s)	WD @ 75m (degrees)	Temp. (°C)	Precip. Obs.	Avg. WS @ 2m (m/s)	Gust WS @ 2m (m/s)
Friday, January 24, 2014	7:30	0:10	46	54	49	41	1980	14.5	315	-23		1.9	4.8
Friday, January 24, 2014	7:40	0:10	45	53	47	41	1982	15.2	320	-23		1.9	4.1
Friday, January 24, 2014	7:50	0:10	45	56	47	41	1983	15.3	316	-23		1.7	4.6
Friday, January 24, 2014	8:00	0:10	44	53	47	39	1980	14.4	316	-23		0.9	2.6
Friday, January 24, 2014	8:10	0:10	45	53	48	41	1979	14.4	313	-23		0.9	2.6
Friday, January 24, 2014	8:20	0:10	47	59	50	42	1976	14.4	311	-23		1.1	3.3
Friday, January 24, 2014	8:30	0:10	44	52	47	40	1979	14.3	308	-23		1.3	2.8
Friday, January 24, 2014	8:40	0:10	46	53	48	43	1982	15.5	312	-23		1.1	3.5
Friday, January 24, 2014	8:50	0:10	47	53	49	43	1978	13.8	318	-22		1.5	4.3
Friday, January 24, 2014	9:00	0:10	47	57	49	43	1953	11.9	322	-22		1.1	3.7
Friday, January 24, 2014	9:10	0:10	46	53	49	43	1879	11.4	317	-22		1.7	4.3
Friday, January 24, 2014	9:20	0:10	46	56	48	42	1750	10.5	315	-22		1.5	4.8
Friday, January 24, 2014	9:30	0:10	44	53	47	41	1488	10.1	316	-21		0.7	2.4
Friday, January 24, 2014	9:40	0:10	46	53	48	43	1839	10.9	323	-21		1.3	3.5
Friday, January 24, 2014	9:50	0:10	54	81	54	40	1655	10.2	321	-21		1.3	3.3
Friday, January 24, 2014	10:00	0:10	43	54	45	39	1638	10.4	313	-20		1.3	4.3
Friday, January 24, 2014	10:10	0:10	43	52	46	40	1463	9.7	316	-20		1.5	5.2
Friday, January 24, 2014	10:20	0:10	44	52	48	40	1408	9.6	317	-20		1.7	4.6
Friday, January 24, 2014	10:30	0:10	46	60	48	42	1776	10.9	311	-20		1.7	4.3
Friday, January 24, 2014	10:40	0:10	45	53	47	41	1863	11.5	312	-19		2.2	5.4
Friday, January 24, 2014	10:50	0:10	47	58	50	43	1458	10.0	312	-19		2.8	8.2
Friday, January 24, 2014	11:00	0:10	44	53	46	39	1470	10.2	314	-19		2.2	5.4
Friday, January 24, 2014	11:10	0:10	44	52	46	40	1293	10.0	321	-19		1.7	4.3
Friday, January 24, 2014	11:20	0:10	43	55	46	39	1554	10.3	321	-18		1.5	3.7
Friday, January 24, 2014	11:30	0:10	41	52	43	36	1273	9.8	312	-18		1.5	4.1
Friday, January 24, 2014	11:40	0:10	45	58	48	37	1407	9.6	310	-18		1.9	6.3
Friday, January 24, 2014	11:50	0:10	46	54	49	41	1382	9.7	307	-18		1.1	2.8
Friday, January 24, 2014	12:00	0:10	46	53	48	41	1336	9.5	306	-18		1.3	3.5
Friday, January 24, 2014	12:10	0:10	45	53	48	41	1312	9.5	310	-17		0.9	2.8
Friday, January 24, 2014	12:20	0:10	44	53	48	39	1277	9.3	300	-17		1.3	3.0
Friday, January 24, 2014	12:30	0:10	46	56	49	43	1181	9.3	304	-16		1.3	3.5
Friday, January 24, 2014	12:40	0:10	47	58	51	40	946	8.4	303	-16		1.1	3.0
Friday, January 24, 2014	12:50	0:10	43	51	46	39	625	7.7	302	-16		1.9	4.1
Friday, January 24, 2014	13:00	0:10	40	50	42	34	1096	9.0	303	-16		1.7	4.6
Friday, January 24, 2014	13:10	0:10	40	49	43	33	772	7.6	310	-16		1.9	3.9
Friday, January 24, 2014	13:20	0:10	37	45	39	33	400	6.3	304	-16		1.5	3.2
Friday, January 24, 2014	13:30	0:10	38	48	41	33	640	7.6	291	-15		1.9	5.0
Friday, January 24, 2014	13:40	0:10	39	49	41	36	688	7.7	291	-15		1.7	4.1
Friday, January 24, 2014	13:50	0:10	42	55	45	35	554	7.2	282	-15		2.0	5.0
Friday, January 24, 2014	14:00	0:10	39	48	42	36	729	7.6	270	-15		1.7	4.3
Friday, January 24, 2014	14:10	0:10	40	49	43	35	405	6.4	282	-15		1.1	2.8
Friday, January 24, 2014	14:20	0:10	36	52	38	32	267	5.8	289	-15		0.9	2.8
Friday, January 24, 2014	14:30	0:10	36	49	38	30	175	5.2	290	-15		0.9	2.0
Friday, January 24, 2014	14:40	0:10	37	57	40	31	369	6.5	292	-15		1.3	2.8
Friday, January 24, 2014	14:50	0:10	35	44	37	31	265	5.8	280	-15		1.5	5.0
Friday, January 24, 2014	15:00	0:10	34	45	37	27	314	6.0	273	-15		1.3	4.3
Friday, January 24, 2014	15:10	0:10	36	52	37	28	304	6.0	269	-15		0.9	3.0
Friday, January 24, 2014	15:20	0:10	41	66	41	31	438	6.6	276	-15		1.3	3.0
Friday, January 24, 2014	15:30	0:10	37	62	37	30	321	5.9	267	-15		1.3	2.8
Friday, January 24, 2014	15:40	0:10	37	49	39	33	329	6.2	279	-15		1.1	2.8
Friday, January 24, 2014	15:50	0:10	37	45	39	33	508	7.0	274	-15		1.1	2.4
Friday, January 24, 2014	16:00	0:10	38	52	40	33	375	6.2	254	-16		0.9	3.7
Friday, January 24, 2014	16:10	0:10	38	48	41	31	406	6.8	241	-16		0.7	2.2
Friday, January 24, 2014	16:20	0:10	38	48	41	33	569	7.2	243	-16		0.9	2.8
Friday, January 24, 2014	16:30	0:10	37	46	40	31	425	6.6	247	-16		0.4	1.7
Friday, January 24, 2014	16:40	0:10	37	45	39	33	417	6.5	238	-16		0.2	0.9
Friday, January 24, 2014	16:50	0:10	38	44	41	34	164	5.0	235	-17		0.2	0.9
Friday, January 24, 2014	17:00	0:10	40	53	44	33	138	5.0	222	-17		0.2	0.9
Friday, January 24, 2014	17:10	0:10	40	50	43	35	201	5.5	229	-17		0.4	1.3
Friday, January 24, 2014	17:20	0:10	39	45	42	35	361	6.2	223	-17		0.4	1.3
Friday, January 24, 2014	17:30	0:10	40	52	44	35	211	5.5	217	-17		0.4	1.3
Friday, January 24, 2014	17:40	0:10	39	47	41	34	178	5.2	213	-17		0.2	1.1
Friday, January 24, 2014	17:50	0:10	37	46	41	32	323	6.0	213	-17		0.2	1.1
Friday, January 24, 2014	18:00	0:10	35	41	37	31	214	5.5	207	-17		0.0	0.0
Friday, January 24, 2014	18:10	0:10	35	42	37	31	316	6.0	205	-17		0.2	1.1
Friday, January 24, 2014	18:20	0:10	35	41	38	31	453	6.8	208	-17		0.4	1.5
Friday, January 24, 2014	18:30	0:10	36	43	39	32	512	6.8	210	-17		0.7	2.6
Friday, January 24, 2014	18:40	0:10	33	39	36	28	326	6.2	209	-17		0.7	3.2
Friday, January 24, 2014	18:50	0:10	36	45	39	32	310	5.9	212	-17		0.4	1.9
Friday, January 24, 2014	19:00	0:10	35	41	38	30	235	5.7	217	-17		0.2	1.3
Friday, January 24, 2014	19:10	0:10	35	50	37	29	367	6.3	207	-17		0.6	1.7
Friday, January 24, 2014	19:20	0:10	36	48	38	32	254	5.4	211	-17		0.9	1.9
Friday, January 24, 2014	19:30	0:10	32	38	35	28	134	4.9	210	-17		0.7	3.2
Friday, January 24, 2014	19:40	0:10	33	40	36	27	91	4.1	200	-17		0.6	1.7
Friday, January 24, 2014	19:50	0:10	34	42	38	24	11	3.8	182	-17		0.4	1.1
Friday, January 24, 2014	20:00	0:10	37	49	41	29	140	4.8	191	-17		0.2	0.9
Friday, January 24, 2014	20:10	0:10	34	52	38	28	284	6.0	189	-17		0.6	1.1
Friday, January 24, 2014	20:20	0:10	33	53	36	27	113	4.3	191	-17		0.4	0.9
Friday, January 24, 2014	20:30	0:10	33	40	36	28	23	4.9	183	-17		0.0	0.7
Friday, January 24, 2014	20:40	0:10	32	39	35	27	-20	3.6	173	-17		0.0	0.4
Friday, January 24, 2014	20:50	0:10	36	49	39	26	37	3.7	175	-17		0.2	0.7
Friday, January 24, 2014	21:00	0:10	35	44	39	28	169	5.0	177	-17		0.4	1.5
Friday, January 24, 2014	21:10	0:10	36	47	39	30	329	5.8	181	-17		0.2	1.1
Friday, January 24, 2014	21:20	0:10	33	42	36	26	128	4.7	179	-17		0.2	0.7
Friday, January 24, 2014	21:30	0:10	33	39	36	28	103	4.5	177	-17		0.2	0.7
Friday, January 24, 2014	21:40	0:10	33	38	35	29	245	5.7	180	-17		0.2	1.1
Friday, January 24, 2014	21:50	0:10	32	38	35	27	195	5.1	174	-17		0.0	0.7
Friday, January 24, 2014	22:00	0:10	34	43	36	30	178	4.9	170	-17		0.4	1.1
Friday, January 24, 2014	22:10	0:10	32	40	34	26	390	6.4	164	-17		0.2	1.1
Friday, January 24, 2014	22:20	0:10	31	38	33	25	3	5.8	161	-17		0.0	0.6
Friday, January 24, 2014	22:30	0:10	32	45	36	24	-39	5.3	161	-17		0.0	0.6
Friday, January 24, 2014	22:40	0:10	31	42	34	26	-38	5.4	164	-17		0.0	0.4
Friday, January 24, 2014	22:50	0:10	29	44	31	24	49	4.5	169	-17		0.2	0.7
Friday, January 24, 2014	23:00	0:10	29	42	33	22	113	4.7	170	-17		0.0	0.6
Friday, January 24, 2014	23:10	0:10	30	37	33	27	33	5.4	168	-17		0.2	0.9
Friday, January 24, 2014	23:20	0:10	31	38	35	26	-39	6.1	165	-17		0.2	0.7
Friday, January 24, 2014	23:30	0:10	32	44	35	26	-37	5.3	164	-17		0.0	0.7
Friday, January 24, 2014	23:40	0:10	30	42	33	25	-37	4.9	165	-17		0.0	0.0
Friday, January 24, 2014	23:50	0:10	30	41	33	25	0	3.6	167	-17		0.2	1.3
Saturday, January 25, 2014	0:00	0:10	29	42	32	23	47	4.8	168	-17		0.2	0.9
S													

Table B-2: Location B Winter Compliance Evaluation

Date	Time	Duration	Leq	Lmax	L(10)	L(90)	WT E2	WT E2	Onsite Met	Onsite Met	NWS Plymouth	Loc. 6	Loc. 6
	Start Time	(min)	(dBA)	(dBA)	(dBA)	(dBA)	Output (kW)	HH WS (m/s)	WD @ 75m (degrees)	Temp. (°C)	Precip. Obs.	Avg. WS @ 2m (m/s)	Gust WS @ 2m (m/s)
Saturday, January 25, 2014	0:30	0:10	31	40	34	25	-37	4.9	171	-17		0.2	0.7
Saturday, January 25, 2014	0:40	0:10	28	39	31	25	-37	5.3	172	-17		0.2	0.7
Saturday, January 25, 2014	0:50	0:10	30	46	34	23	-37	3.9	174	-17		0.2	0.7
Saturday, January 25, 2014	1:00	0:10	31	44	36	23	6	4.1	175	-17		0.0	0.6
Saturday, January 25, 2014	1:10	0:10	27	35	31	23	203	5.3	174	-17		0.2	0.7
Saturday, January 25, 2014	1:20	0:10	29	37	32	26	297	5.9	175	-17		0.4	1.1
Saturday, January 25, 2014	1:30	0:10	29	39	32	25	137	4.7	176	-17		0.2	0.9
Saturday, January 25, 2014	1:40	0:10	29	40	31	25	110	4.5	183	-16		0.2	0.9
Saturday, January 25, 2014	1:50	0:10	27	36	29	24	13	3.3	182	-16		0.0	0.7
Saturday, January 25, 2014	2:00	0:10	29	34	31	26	155	4.8	178	-16		0.0	0.7
Saturday, January 25, 2014	2:10	0:10	28	33	29	25	170	5.1	176	-16		0.0	0.6
Saturday, January 25, 2014	2:20	0:10	29	34	31	27	510	6.7	168	-16		0.0	0.0
Saturday, January 25, 2014	2:30	0:10	30	37	31	27	379	6.3	163	-16		0.0	0.6
Saturday, January 25, 2014	2:40	0:10	28	40	31	21	152	4.5	161	-16		0.0	0.7
Saturday, January 25, 2014	2:50	0:10	25	35	30	20	46	3.9	163	-16		0.0	0.7
Saturday, January 25, 2014	3:00	0:10	31	48	34	21	72	4.2	173	-16		0.0	0.2
Saturday, January 25, 2014	3:10	0:10	23	29	24	20	57	4.0	179	-16		0.0	0.0
Saturday, January 25, 2014	3:20	0:10	25	31	27	23	-9	4.1	176	-16		0.0	0.0
Saturday, January 25, 2014	3:30	0:10	27	39	29	24	-36	4.5	182	-16		0.0	0.0
Saturday, January 25, 2014	3:40	0:10	31	46	29	25	20	4.7	180	-16		0.2	0.9
Saturday, January 25, 2014	3:50	0:10	30	46	30	25	77	4.3	185	-15		0.2	1.3
Saturday, January 25, 2014	4:00	0:10	28	37	30	26	12	3.6	185	-15		0.4	1.3
Saturday, January 25, 2014	4:10	0:10	32	41	34	29	75	4.3	184	-15		0.2	1.3
Saturday, January 25, 2014	4:20	0:10	34	46	38	29	164	4.8	181	-16		0.7	2.2
Saturday, January 25, 2014	4:30	0:10	30	35	32	28	133	4.6	179	-15		0.7	1.9
Saturday, January 25, 2014	4:40	0:10	31	36	33	28	165	4.8	179	-15		0.4	1.5
Saturday, January 25, 2014	4:50	0:10	33	42	35	31	618	7.3	183	-15		0.6	1.7
Saturday, January 25, 2014	5:00	0:10	34	48	36	31	1043	8.5	183	-15		0.6	1.7
Saturday, January 25, 2014	5:10	0:10	39	51	42	31	1264	9.4	181	-15		0.4	1.5
Saturday, January 25, 2014	5:20	0:10	34	41	37	30	1176	9.1	182	-15		0.4	1.7
Saturday, January 25, 2014	5:30	0:10	34	43	36	32	534	6.7	174	-15		0.2	0.7
Saturday, January 25, 2014	5:40	0:10	34	43	37	30	334	5.9	166	-15		0.6	2.8
Saturday, January 25, 2014	5:50	0:10	34	47	36	29	521	6.4	169	-15		0.7	2.6
Saturday, January 25, 2014	6:00	0:10	36	47	39	32	863	7.7	171	-15		0.7	2.0
Saturday, January 25, 2014	6:10	0:10	39	49	42	34	1132	9.1	172	-15		0.9	2.2
Saturday, January 25, 2014	6:20	0:10	40	50	44	35	1241	8.9	171	-15		1.3	2.8
Saturday, January 25, 2014	6:30	0:10	37	47	41	33	852	7.3	165	-15		1.3	3.0
Saturday, January 25, 2014	6:40	0:10	40	55	43	32	848	7.3	163	-16		0.7	2.4
Saturday, January 25, 2014	6:50	0:10	41	50	43	36	845	7.6	164	-16		1.1	3.3
Saturday, January 25, 2014	7:00	0:10	41	56	44	33	1287	9.3	169	-16		1.5	4.3
Saturday, January 25, 2014	7:10	0:10	41	53	44	36	1166	8.8	168	-16		1.1	2.8
Saturday, January 25, 2014	7:20	0:10	40	53	43	33	883	7.5	167	-16		0.2	2.2
Saturday, January 25, 2014	7:30	0:10	41	51	44	35	748	7.3	167	-15		0.4	0.9
Saturday, January 25, 2014	7:40	0:10	40	53	43	32	471	6.2	166	-15		0.4	1.1
Saturday, January 25, 2014	7:50	0:10	40	54	43	34	627	6.7	165	-15		0.6	2.8
Saturday, January 25, 2014	8:00	0:10	41	54	43	34	590	6.6	162	-15		0.9	2.4
Saturday, January 25, 2014	8:10	0:10	39	52	42	34	598	6.7	160	-15		0.9	2.4
Saturday, January 25, 2014	8:20	0:10	37	48	40	32	463	6.4	155	-14		0.7	1.9
Saturday, January 25, 2014	8:30	0:10	37	48	39	33	540	7.0	151	-14		0.9	2.4
Saturday, January 25, 2014	8:40	0:10	35	42	37	32	416	6.4	150	-14		0.6	1.5
Saturday, January 25, 2014	8:50	0:10	36	48	38	32	299	5.6	148	-14		0.4	1.7
Saturday, January 25, 2014	9:00	0:10	35	51	37	31	321	6.0	152	-14		0.7	1.7
Saturday, January 25, 2014	9:10	0:10	34	44	36	31	334	5.9	151	-14		0.6	2.0
Saturday, January 25, 2014	9:20	0:10	36	42	39	33	143	5.1	151	-14		0.9	3.3
Saturday, January 25, 2014	9:30	0:10	37	48	39	33	-41	5.1	152	-13		0.9	2.4
Saturday, January 25, 2014	9:40	0:10	37	42	39	33	-40	5.1	154	-13		0.6	1.5
Saturday, January 25, 2014	9:50	0:10	36	42	38	34	18	4.5	152	-13		0.9	3.9
Saturday, January 25, 2014	10:00	0:10	39	52	43	35	46	4.8	153	-13		0.9	3.0
Saturday, January 25, 2014	10:10	0:10	36	43	39	33	-26	5.0	155	-12		0.9	2.2
Saturday, January 25, 2014	10:20	0:10	35	46	37	32	-37	4.3	155	-12		0.6	1.9
Saturday, January 25, 2014	10:30	0:10	37	49	40	33	-4	5.4	153	-12		0.9	2.6
Saturday, January 25, 2014	10:40	0:10	40	59	40	32	-40	5.5	152	-12		0.9	2.6
Saturday, January 25, 2014	10:50	0:10	35	47	37	31	-39	4.5	152	-11		0.2	1.3
Saturday, January 25, 2014	11:00	0:10	33	40	35	30	-39	4.4	153	-11		0.6	1.9
Saturday, January 25, 2014	11:10	0:10	33	47	36	30	-39	3.6	151	-11		0.4	1.7
Saturday, January 25, 2014	11:20	0:10	34	46	35	29	-40	4.0	152	-11		0.7	2.2
Saturday, January 25, 2014	11:30	0:10	36	50	38	31	-28	3.6	154	-11		0.6	1.7
Saturday, January 25, 2014	11:40	0:10	37	47	40	30	-12	4.3	148	-11		0.4	1.3
Saturday, January 25, 2014	11:50	0:10	34	50	36	31	-41	4.5	158	-10		0.4	1.1
Saturday, January 25, 2014	12:00	0:10	36	41	38	32	-38	4.4	160	-10		0.6	2.0
Saturday, January 25, 2014	12:10	0:10	36	44	39	31	-38	3.7	165	-10		0.9	2.4
Saturday, January 25, 2014	12:20	0:10	35	44	38	32	-22	3.3	169	-10		0.9	1.9
Saturday, January 25, 2014	12:30	0:10	35	41	38	32	-12	3.2	172	-9		0.7	3.2
Saturday, January 25, 2014	12:40	0:10	36	44	38	31	-34	3.6	176	-9		1.3	2.8
Saturday, January 25, 2014	12:50	0:10	35	46	36	31	-24	3.6	173	-9		1.1	3.5
Saturday, January 25, 2014	13:00	0:10	36	50	38	32	60	4.1	172	-9		1.1	2.6
Saturday, January 25, 2014	13:10	0:10	35	40	37	32	122	4.7	180	-9		1.3	2.8
Saturday, January 25, 2014	13:20	0:10	36	44	38	34	15	4.5	179	-9		1.3	3.3
Saturday, January 25, 2014	13:30	0:10	36	42	38	32	50	4.2	181	-8		1.3	3.0
Saturday, January 25, 2014	13:40	0:10	37	46	38	33	-15	4.1	181	-8		1.1	3.7
Saturday, January 25, 2014	13:50	0:10	39	46	41	36	-44	4.7	174	-8	1	0.7	2.4
Saturday, January 25, 2014	14:00	0:10	39	50	41	35	102	4.7	173	-8	1	0.6	1.7
Saturday, January 25, 2014	14:10	0:10	38	51	41	34	159	4.9	173	-8	1	0.6	2.0
Saturday, January 25, 2014	14:20	0:10	39	47	41	35	-23	3.3	179	-8	1	0.7	2.4
Saturday, January 25, 2014	14:30	0:10	38	42	40	33	-41	3.0	177	-8	1	1.1	3.0
Saturday, January 25, 2014	14:40	0:10	36	43	39	32	-39	3.0	175	-8	1	0.9	2.6
Saturday, January 25, 2014	14:50	0:10	38	46	40	35	-17	3.8	173	-8	1	1.3	3.0
Saturday, January 25, 2014	15:00	0:10	38	47	40	35	-31	3.1	173	-8	1	1.1	3.3
Saturday, January 25, 2014	15:10	0:10	40	46	42	36	-21	3.2	173	-8	1	0.9	2.8
Saturday, January 25, 2014	15:20	0:10	38	47	41	35	209	5.2	175	-8	1	0.7	2.0
Saturday, January 25, 2014	15:30	0:10	39	47	41	37	255	5.6	177	-8	1	0.7	2.8
Saturday, January 25, 2014	15:40	0:10	39	47	41	36	514	6.9	178	-8	1	1.1	2.2
Saturday, January 25, 2014	15:50	0:10	38	43	40	37	472	6.2	177	-8	1	0.4	1.5
Saturday, January 25, 2014	16:00	0:10	39	45	40	36	538	6.7	179	-8	1	0.6	2.4
Saturday, January 25, 2014	16:10	0:10	39	46	40	37	560	7.2	181	-8	1	0.7	2.2
Saturday, January 25, 2014	16:20	0:10	40	46	42	37	560	7.0	180	-8	1	0.4	1.5
Saturday, January 25, 2014	16:30	0:10	38	45	41	34	637	7.3	182	-8	1	0.6	1.3
Saturday, January 25, 2014	16:40	0:10	39	43	40	36	611	7.2	181	-8	1	0.9	1.9
Saturday, January 25, 2014	16:50	0:10	39	51	41	36	803	7.8	177	-8	1	0.6	1.7
Saturday, January 25, 2014	17:00	0:10	38	46	40	36	832	8.0	180	-8	1	0.6	1.3
Saturday, January 25, 2014	17:10	0:10	40	48	43	37	819	7.9	180	-8	1	0.7	

Table B-2: Location B Winter Compliance Evaluation

Date	Time	Duration	Leq	Lmax	L(10)	L(90)	WT E2	WT E2	Onsite Met	Onsite Met	NWS Plymouth	Loc. 6	Loc. 6
	Start Time	(min)	(dBA)	(dBA)	(dBA)	(dBA)	Output (kW)	HH WS (m/s)	WD @ 75m (degrees)	Temp. (°C)	Precip. Obs.	Avg. WS @ 2m (m/s)	Gust WS @ 2m (m/s)
Saturday, January 25, 2014	17:30	0:10	37	48	39	35	493	6.7	179	-8	1	0.4	1.9
Saturday, January 25, 2014	17:40	0:10	38	48	40	34	438	6.4	179	-8	1	0.2	0.7
Saturday, January 25, 2014	17:50	0:10	36	44	37	33	511	7.0	184	-8	1	0.2	0.7
Saturday, January 25, 2014	18:00	0:10	35	39	37	33	635	7.5	183	-8	1	0.2	1.1
Saturday, January 25, 2014	18:10	0:10	35	41	37	33	572	7.4	184	-8	1	0.0	0.0
Saturday, January 25, 2014	18:20	0:10	34	46	35	32	560	7.4	185	-8	1	0.0	1.1
Saturday, January 25, 2014	18:30	0:10	35	43	36	32	510	7.1	188	-8	1	0.0	0.6
Saturday, January 25, 2014	18:40	0:10	33	41	36	30	377	6.3	197	-8	1	0.2	0.9
Saturday, January 25, 2014	18:50	0:10	33	40	35	30	408	6.5	212	-8	1	0.4	1.3
Saturday, January 25, 2014	19:00	0:10	32	36	34	30	594	7.7	218	-9	1	0.2	0.9
Saturday, January 25, 2014	19:10	0:10	32	36	34	29	525	7.4	217	-9	1	0.2	0.9
Saturday, January 25, 2014	19:20	0:10	33	38	35	30	488	7.0	214	-9	1	0.4	1.7
Saturday, January 25, 2014	19:30	0:10	31	39	33	28	803	8.1	216	-9	1	0.2	0.9
Saturday, January 25, 2014	19:40	0:10	33	43	35	30	499	7.1	217	-9	1	0.4	0.9
Saturday, January 25, 2014	19:50	0:10	31	48	33	28	290	6.0	219	-9	1	0.6	2.6
Saturday, January 25, 2014	20:00	0:10	29	37	31	26	290	6.1	225	-9	1	0.4	1.9
Saturday, January 25, 2014	20:10	0:10	31	36	33	28	310	6.2	238	-9	1	0.9	2.2
Saturday, January 25, 2014	20:20	0:10	30	37	33	26	330	6.1	236	-9	1	0.6	2.6
Saturday, January 25, 2014	20:30	0:10	29	37	32	25	300	6.2	235	-10	1	0.4	1.7
Saturday, January 25, 2014	20:40	0:10	31	39	34	28	424	6.8	237	-10	1	0.7	2.2
Saturday, January 25, 2014	20:50	0:10	30	34	32	28	517	7.1	242	-10	1	1.1	2.8
Saturday, January 25, 2014	21:00	0:10	35	46	37	29	704	7.7	240	-10	1	1.3	3.3
Saturday, January 25, 2014	21:10	0:10	33	43	34	30	781	8.0	238	-10	1	1.3	3.0
Saturday, January 25, 2014	21:20	0:10	34	45	36	31	476	6.8	240	-10	1	1.1	2.8
Saturday, January 25, 2014	21:30	0:10	31	40	33	29	447	6.7	242	-10	1	1.3	3.5
Saturday, January 25, 2014	21:40	0:10	31	35	33	29	480	6.8	244	-10	1	0.9	2.2
Saturday, January 25, 2014	21:50	0:10	32	42	36	27	678	7.6	247	-10	1	1.3	3.3
Saturday, January 25, 2014	22:00	0:10	31	39	34	27	686	7.7	251	-10	1	1.1	3.5
Saturday, January 25, 2014	22:10	0:10	36	46	40	28	759	8.1	251	-10	1	1.1	3.3
Saturday, January 25, 2014	22:20	0:10	31	39	34	26	1087	9.0	255	-10	1	1.1	3.0
Saturday, January 25, 2014	22:30	0:10	30	39	33	26	923	8.5	250	-10	1	0.9	3.7
Saturday, January 25, 2014	22:40	0:10	28	33	31	25	1112	8.9	261	-10	1	1.5	4.1
Saturday, January 25, 2014	22:50	0:10	27	33	29	23	669	7.5	275	-10	1	1.5	3.5
Saturday, January 25, 2014	23:00	0:10	28	35	32	23	507	7.0	270	-10	1	1.3	3.7
Saturday, January 25, 2014	23:10	0:10	30	47	32	24	743	7.7	272	-10	1	1.5	3.7
Saturday, January 25, 2014	23:20	0:10	30	38	32	27	575	7.1	272	-10	1	1.3	2.6
Saturday, January 25, 2014	23:30	0:10	29	38	32	24	353	6.2	267	-10	1	1.5	3.3
Saturday, January 25, 2014	23:40	0:10	32	43	33	26	512	7.0	260	-10	1	1.3	3.2
Saturday, January 25, 2014	23:50	0:10	32	43	35	27	392	6.5	254	-10	1	1.3	2.8
Sunday, January 26, 2014	0:00	0:10	30	36	32	27	645	7.3	247	-10	1	1.3	2.6
Sunday, January 26, 2014	0:10	0:10	31	37	33	28	783	7.9	265	-10	1	1.1	3.2
Sunday, January 26, 2014	0:20	0:10	33	45	36	25	860	8.1	265	-10	1	1.3	3.7
Sunday, January 26, 2014	0:30	0:10	29	35	32	26	751	7.6	264	-10	1	1.5	3.5
Sunday, January 26, 2014	0:40	0:10	25	30	27	23	464	6.6	269	-11	1	1.5	3.3
Sunday, January 26, 2014	0:50	0:10	29	39	33	24	452	6.7	271	-10	1	1.3	3.9
Sunday, January 26, 2014	1:00	0:10	29	34	32	27	883	8.2	273	-10	1	1.3	2.8
Sunday, January 26, 2014	1:10	0:10	32	59	35	28	1129	9.2	275	-10	1	2.0	5.7
Sunday, January 26, 2014	1:20	0:10	31	36	33	29	1986	14.1	275	-10	1	2.0	4.8
Sunday, January 26, 2014	1:30	0:10	32	54	33	30	1956	13.4	274	-10	1	2.0	5.4
Sunday, January 26, 2014	1:40	0:10	36	57	40	31	1965	13.6	277	-11	1	1.7	5.4
Sunday, January 26, 2014	1:50	0:10	35	54	38	32	1995	13.9	278	-11	1	1.7	3.7
Sunday, January 26, 2014	2:00	0:10	36	55	38	33	1998	14.3	274	-11	1	2.2	6.7
Sunday, January 26, 2014	2:10	0:10	34	53	37	31	1992	14.2	277	-11	1	2.4	6.7
Sunday, January 26, 2014	2:20	0:10	36	57	39	31	1960	12.6	273	-11	1	2.2	5.6
Sunday, January 26, 2014	2:30	0:10	46	57	49	38	1967	13.1	271	-11	1	2.4	6.1
Sunday, January 26, 2014	2:40	0:10	45	56	49	38	1665	11.7	284	-11	1	2.0	5.4
Sunday, January 26, 2014	2:50	0:10	45	55	48	39	1709	11.4	279	-11	1	2.0	5.2
Sunday, January 26, 2014	3:00	0:10	46	59	50	41	1978	13.5	276	-12	1	2.0	5.2
Sunday, January 26, 2014	3:10	0:10	44	53	48	39	1998	13.9	271	-12	1	2.4	6.7
Sunday, January 26, 2014	3:20	0:10	45	54	49	37	2000	15.5	267	-12	1	2.6	5.2
Sunday, January 26, 2014	3:30	0:10	41	51	43	37	2000	15.6	269	-13	1	2.2	5.2
Sunday, January 26, 2014	3:40	0:10	49	61	53	40	2000	18.3	272	-13	1	2.2	5.6
Sunday, January 26, 2014	3:50	0:10	46	55	50	40	1823	12.9	265	-14	1	2.0	5.4
Sunday, January 26, 2014	4:00	0:10	48	60	52	42	1883	12.9	267	-14	1	1.5	3.5
Sunday, January 26, 2014	4:10	0:10	45	57	47	39	1883	12.4	264	-14	1	2.0	4.6
Sunday, January 26, 2014	4:20	0:10	39	50	42	34	1940	12.3	267	-15	1	2.4	7.4
Sunday, January 26, 2014	4:30	0:10	45	53	49	40	986	8.3	267	-15	1	2.2	5.6
Sunday, January 26, 2014	4:40	0:10	49	57	52	41	1666	11.9	271	-15	1	2.6	6.1
Sunday, January 26, 2014	4:50	0:10	49	61	52	44	1807	11.8	274	-16	1	2.2	5.2
Sunday, January 26, 2014	5:00	0:10	47	58	50	39	1984	15.2	279	-16	1	2.4	5.0
Sunday, January 26, 2014	5:10	0:10	41	50	45	35	1902	13.4	284	-16	1	1.9	5.2
Sunday, January 26, 2014	5:20	0:10	44	53	48	35	1977	14.9	286	-17	1	1.5	3.9
Sunday, January 26, 2014	5:30	0:10	42	51	44	38	1972	13.9	280	-17	1	2.2	5.6
Sunday, January 26, 2014	5:40	0:10	45	53	49	39	1975	14.2	278	-17	1	2.2	5.4
Sunday, January 26, 2014	5:50	0:10	45	56	49	37	1743	11.6	276	-17	1	2.4	6.1
Sunday, January 26, 2014	6:00	0:10	45	54	48	40	1720	11.6	284	-18	1	2.6	5.9
Sunday, January 26, 2014	6:10	0:10	44	55	48	39	1985	15.6	279	-18	1	3.0	10.0
Sunday, January 26, 2014	6:20	0:10	39	48	41	34	1983	15.3	282	-18	1	2.8	6.9
Sunday, January 26, 2014	6:30	0:10	34	49	37	30	1759	10.7	286	-18	1	2.6	5.4
Sunday, January 26, 2014	6:40	0:10	38	51	42	32	1877	12.3	292	-19	1	2.4	5.6
Sunday, January 26, 2014	6:50	0:10	36	49	39	31	1983	13.6	285	-19	1	2.0	4.8
Sunday, January 26, 2014	7:00	0:10	37	47	40	31	1984	13.7	288	-19	1	2.0	5.7
Sunday, January 26, 2014	7:10	0:10	38	49	42	34	1971	13.6	299	-20	1	1.3	3.5
Sunday, January 26, 2014	7:20	0:10	35	47	37	32	1970	13.4	299	-20	1	0.9	2.4
Sunday, January 26, 2014	7:30	0:10	36	50	39	32	1947	12.6	300	-20	1	1.1	3.3
Sunday, January 26, 2014	7:40	0:10	38	51	41	33	1970	13.1	304	-21	1	1.5	3.7
Sunday, January 26, 2014	7:50	0:10	39	52	41	34	1945	12.9	301	-21	1	1.5	3.7
Sunday, January 26, 2014	8:00	0:10	40	49	44	35	1924	11.8	289	-20	1	1.3	3.3
Sunday, January 26, 2014	8:10	0:10	40	52	42	36	1864	11.0	293	-20	1	1.1	2.6
Sunday, January 26, 2014	8:20	0:10	39	49	42	34	1624	10.6	298	-20	1	1.3	3.2
Sunday, January 26, 2014	8:30	0:10	39	53	43	33	1873	11.6	298	-20	1	1.5	4.3
Sunday, January 26, 2014	8:40	0:10	40	50	43	33	1833	11.3	295	-20	1	1.7	4.3
Sunday, January 26, 2014	8:50	0:10	44	53	48	37	1915	11.9	299	-20	1	1.5	4.3
Sunday, January 26, 2014	9:00	0:10	45	54	48	37	1864	11.2	297	-20	1	1.7	5.0
Sunday, January 26, 2014	9:10	0:10	43	51	47	35	1897	12.1	293	-20	1	1.7	5.2
Sunday, January 26, 2014	9:20	0:10	42	50	45	37	1807	11.4	295	-19	1	1.7	5.4
Sunday, January 26, 2014	9:30	0:10	44	53	47	40	1829	11.0	295	-19	1	1.5	3.0
Sunday, January 26, 2014	9:40	0:10	45	53	49	40	1866	11.8	290	-19	1	2.2	6.9
Sunday, January 26, 2014	9:50	0:10	44</										

Table B-2: Location B Winter Compliance Evaluation

Date	Time	Duration	Leq	Lmax	L(10)	L(90)	WT E2	WT E2	Onsite Met	Onsite Met	NWS Plymouth	Loc. 6	Loc. 6
	Start Time	(min)	(dBA)	(dBA)	(dBA)	(dBA)	Output (kW)	HH WS (m/s)	WD @ 75m (degrees)	Temp. (°C)	Precip. Obs.	Avg. WS @ 2m (m/s)	Gust WS @ 2m (m/s)
Sunday, January 26, 2014	10:30	0:10	40	53	43	34	934	8.8	282	-18		2.2	5.0
Sunday, January 26, 2014	10:40	0:10	40	51	43	36	856	8.2	278	-17		2.4	5.4
Sunday, January 26, 2014	10:50	0:10	43	51	46	39	1723	11.5	278	-17		2.4	5.0
Sunday, January 26, 2014	11:00	0:10	45	51	48	41	1107	8.8	276	-17		1.9	4.4
Sunday, January 26, 2014	11:10	0:10	44	53	47	40	1477	10.1	279	-16		1.7	4.6
Sunday, January 26, 2014	11:20	0:10	41	50	43	37	1607	10.7	285	-16		1.9	4.6
Sunday, January 26, 2014	11:30	0:10	43	55	46	38	1965	13.4	289	-16		1.5	4.8
Sunday, January 26, 2014	11:40	0:10	43	51	46	37	1934	12.8	280	-15		2.2	7.4
Sunday, January 26, 2014	11:50	0:10	39	49	42	36	1521	10.3	275	-15		2.6	7.4
Sunday, January 26, 2014	12:00	0:10	42	51	45	37	1631	11.4	272	-15		1.7	5.7
Sunday, January 26, 2014	12:10	0:10	40	53	43	35	1952	13.1	277	-15		2.4	4.6
Sunday, January 26, 2014	12:20	0:10	46	59	48	39	1975	14.1	277	-15		2.6	5.4
Sunday, January 26, 2014	12:30	0:10	49	57	51	43	1705	11.1	272	-15		2.4	6.1
Sunday, January 26, 2014	12:40	0:10	47	55	51	41	975	8.9	267	-15		2.2	5.0
Sunday, January 26, 2014	12:50	0:10	41	51	44	35	1613	11.0	263	-15		2.4	6.7
Sunday, January 26, 2014	13:00	0:10	51	59	55	43	1477	10.4	262	-15		2.8	6.9
Sunday, January 26, 2014	13:10	0:10	48	56	51	43	1885	13.6	280	-15		2.8	6.7
Sunday, January 26, 2014	13:20	0:10	47	55	51	42	1934	12.4	278	-15		1.9	5.2
Sunday, January 26, 2014	13:30	0:10	46	54	49	42	1941	12.4	285	-15		2.0	5.9
Sunday, January 26, 2014	13:40	0:10	44	55	47	38	1382	9.9	270	-14		2.8	7.2
Sunday, January 26, 2014	13:50	0:10	42	52	46	36	1360	9.7	263	-15		2.4	5.7
Sunday, January 26, 2014	14:00	0:10	40	48	43	35	1980	13.4	270	-15		1.9	4.8
Sunday, January 26, 2014	14:10	0:10	41	52	46	36	1987	13.3	262	-15		2.0	4.8
Sunday, January 26, 2014	14:20	0:10	46	55	50	36	1965	13.0	278	-14		1.5	4.1
Sunday, January 26, 2014	14:30	0:10	42	54	45	37	1781	11.2	277	-14		1.1	2.6
Sunday, January 26, 2014	14:40	0:10	40	52	42	35	1342	9.5	264	-15		1.7	3.5
Sunday, January 26, 2014	14:50	0:10	38	53	41	34	733	7.8	278	-14		1.7	4.4
Sunday, January 26, 2014	15:00	0:10	41	54	43	38	447	6.8	269	-14		1.9	5.6
Sunday, January 26, 2014	15:10	0:10	40	51	42	36	873	8.5	254	-14		1.9	4.4
Sunday, January 26, 2014	15:20	0:10	37	49	40	32	1247	9.4	234	-15		1.3	4.1
Sunday, January 26, 2014	15:30	0:10	40	52	44	34	1151	9.0	237	-15		1.5	5.0
Sunday, January 26, 2014	15:40	0:10	38	51	40	34	1398	9.9	239	-15		1.3	3.3
Sunday, January 26, 2014	15:50	0:10	41	53	45	35	1298	9.5	252	-15		1.1	3.7
Sunday, January 26, 2014	16:00	0:10	41	53	45	34	762	7.8	238	-15		1.3	3.7
Sunday, January 26, 2014	16:10	0:10	37	53	41	31	376	6.6	236	-15		0.7	2.4
Sunday, January 26, 2014	16:20	0:10	37	54	40	31	555	7.2	236	-15		0.2	1.3
Sunday, January 26, 2014	16:30	0:10	38	52	41	32	425	6.7	225	-15		0.4	1.9
Sunday, January 26, 2014	16:40	0:10	35	48	38	31	102	4.8	215	-15		0.9	2.6
Sunday, January 26, 2014	16:50	0:10	33	54	36	30	487	6.8	219	-15		0.9	2.8
Sunday, January 26, 2014	17:00	0:10	33	49	36	28	384	6.4	228	-15		0.6	1.5
Sunday, January 26, 2014	17:10	0:10	32	38	34	26	202	5.1	232	-16		0.2	1.5
Sunday, January 26, 2014	17:20	0:10	32	38	35	27	47	4.0	226	-15		0.6	2.0
Sunday, January 26, 2014	17:30	0:10	32	37	35	28	25	3.8	223	-16		0.4	1.3
Sunday, January 26, 2014	17:40	0:10	31	40	34	22	127	4.6	219	-15		0.2	0.9
Sunday, January 26, 2014	17:50	0:10	30	35	33	23	72	4.2	215	-15		0.4	0.9
Sunday, January 26, 2014	18:00	0:10	31	42	34	24	-15	3.7	210	-15		0.2	1.3
Sunday, January 26, 2014	18:10	0:10	31	40	33	25	48	4.2	199	-16		0.4	0.9
Sunday, January 26, 2014	18:20	0:10	31	37	33	25	71	4.2	184	-16		0.2	1.1
Sunday, January 26, 2014	18:30	0:10	33	42	37	28	46	4.6	185	-16		0.0	0.0
Sunday, January 26, 2014	18:40	0:10	31	41	35	22	174	5.2	190	-16		0.0	0.0
Sunday, January 26, 2014	18:50	0:10	35	51	38	25	156	5.1	201	-16		0.0	0.0
Sunday, January 26, 2014	19:00	0:10	32	39	35	27	89	4.6	195	-16		0.2	0.7
Sunday, January 26, 2014	19:10	0:10	31	44	34	23	101	4.6	189	-16		0.0	0.0
Sunday, January 26, 2014	19:20	0:10	30	38	34	23	112	4.7	177	-16		0.0	0.0
Sunday, January 26, 2014	19:30	0:10	31	39	34	24	41	4.0	167	-15		0.2	0.6
Sunday, January 26, 2014	19:40	0:10	31	42	35	25	15	3.6	170	-15		0.0	0.7
Sunday, January 26, 2014	19:50	0:10	33	43	36	26	0	3.4	168	-15		0.0	0.4
Sunday, January 26, 2014	20:00	0:10	31	39	35	24	19	3.8	167	-15		0.0	0.0
Sunday, January 26, 2014	20:10	0:10	30	37	33	25	26	3.8	166	-15		0.2	0.9
Sunday, January 26, 2014	20:20	0:10	28	36	31	23	-19	3.5	166	-15		0.0	0.6
Sunday, January 26, 2014	20:30	0:10	29	36	32	25	-10	3.5	167	-15		0.2	0.9
Sunday, January 26, 2014	20:40	0:10	32	44	35	27	40	4.3	164	-15		0.0	0.0
Sunday, January 26, 2014	20:50	0:10	30	37	32	25	77	4.6	161	-15		0.4	1.3
Sunday, January 26, 2014	21:00	0:10	28	36	31	23	69	4.2	166	-15		0.0	0.4
Sunday, January 26, 2014	21:10	0:10	28	38	31	24	70	4.4	168	-15		0.2	0.7
Sunday, January 26, 2014	21:20	0:10	28	35	31	24	96	4.3	167	-15		0.0	0.6
Sunday, January 26, 2014	21:30	0:10	28	38	31	23	123	4.8	168	-15		0.2	1.1
Sunday, January 26, 2014	21:40	0:10	28	38	30	25	144	4.9	166	-15		0.4	1.1
Sunday, January 26, 2014	21:50	0:10	29	35	31	24	84	4.3	169	-15		0.0	0.9
Sunday, January 26, 2014	22:00	0:10	27	34	30	24	85	4.3	169	-15		0.0	0.7
Sunday, January 26, 2014	22:10	0:10	28	35	31	24	105	4.8	163	-15		0.0	0.2
Sunday, January 26, 2014	22:20	0:10	29	40	33	23	72	4.2	164	-15		0.0	0.4
Sunday, January 26, 2014	22:30	0:10	29	46	30	23	149	4.9	155	-15		0.0	0.6
Sunday, January 26, 2014	22:40	0:10	31	49	33	20	168	5.0	152	-15		0.0	0.6
Sunday, January 26, 2014	22:50	0:10	26	34	30	20	53	5.6	151	-15		0.2	1.5
Sunday, January 26, 2014	23:00	0:10	25	32	28	21	169	5.0	151	-15		0.2	0.9
Sunday, January 26, 2014	23:10	0:10	27	36	30	21	175	5.2	154	-15		0.4	1.7
Sunday, January 26, 2014	23:20	0:10	25	33	28	21	-37	4.4	152	-15		0.2	0.9
Sunday, January 26, 2014	23:30	0:10	29	43	32	21	-35	4.3	153	-14		0.2	1.5
Sunday, January 26, 2014	23:40	0:10	27	36	31	21	-34	4.7	159	-14		0.6	2.0
Sunday, January 26, 2014	23:50	0:10	25	36	29	20	-34	5.0	159	-14		0.4	1.7
Monday, January 27, 2014	0:00	0:10	24	38	24	19	-34	4.8	156	-14		0.2	0.9
Monday, January 27, 2014	0:10	0:10	23	33	28	19	-33	4.6	142	-14		0.7	2.0
Monday, January 27, 2014	0:20	0:10	19	31	21	17	-30	4.8	140	-14		0.4	1.5
Monday, January 27, 2014	0:30	0:10	25	39	24	18	-32	5.1	143	-14	1	0.4	1.1
Monday, January 27, 2014	0:40	0:10	19	29	20	18	-31	4.7	147	-14	1	0.6	1.3
Monday, January 27, 2014	0:50	0:10	22	32	24	19	-30	5.3	144	-14		0.6	1.7
Monday, January 27, 2014	1:00	0:10	24	38	26	18	-29	5.2	150	-14		0.4	1.1
Monday, January 27, 2014	1:10	0:10	25	35	29	18	-30	5.4	149	-14		0.4	1.1
Monday, January 27, 2014	1:20	0:10	21	33	24	17	-30	5.3	154	-14		0.4	1.1
Monday, January 27, 2014	1:30	0:10	21	33	25	17	-31	5.0	158	-14		0.2	1.3
Monday, January 27, 2014	1:40	0:10	19	31	20	16	-30	5.4	145	-14		0.2	1.1
Monday, January 27, 2014	1:50	0:10	19	24	20	17	-29	5.8	136	-14		0.4	1.1
Monday, January 27, 2014	2:00	0:10	23	33	25	19	-30	6.5	136	-14		0.6	1.1
Monday, January 27, 2014	2:10	0:10	27	41	28	21	-27	6.7	140	-14		0.7	1.7
Monday, January 27, 2014	2:20	0:10	21	25	22	20	-16	6.7	138	-14		0.4	1.5
Monday, January 27, 2014	2:30	0:10	23	34	25	18	-16	6.2	136	-14		0.7	2.0
Monday, January 27, 2014	2:40	0:10	19	24	21	18	-16	6.0	140	-14		0.6	1.5
Monday, January 27, 2014	2:50	0:10	20	33	21	18	-16	5.4	142	-13		0.4	1.1
Monday, January 27, 2014	3:00	0:10	24	37	26	19	-16	4.9	148	-13		0.4	1.3
Monday, January 27, 2014	3:10	0											

Table B-2: Location B Winter Compliance Evaluation

Date	Time	Duration	Leq	Lmax	L(10)	L(90)	WT E2	WT E2	Onsite Met	Onsite Met	NWS Plymouth	Loc. 6	Loc. 6
	Start Time	(min)	(dBA)	(dBA)	(dBA)	(dBA)	Output (kW)	HH WS (m/s)	WD @ 75m (degrees)	Temp. (°C)	Precip. Obs.	Avg. WS @ 2m (m/s)	Gust WS @ 2m (m/s)
Monday, January 27, 2014	3:30	0:10	27	37	30	22	-16	5.7	138	-13		0.9	2.4
Monday, January 27, 2014	3:40	0:10	25	33	28	23	-16	6.2	141	-13		0.7	1.7
Monday, January 27, 2014	3:50	0:10	30	45	33	23	-16	5.3	148	-13		0.6	1.1
Monday, January 27, 2014	4:00	0:10	33	48	36	23	-16	5.6	144	-13		0.7	2.0
Monday, January 27, 2014	4:10	0:10	32	48	34	24	-15	5.8	149	-13		0.6	2.0
Monday, January 27, 2014	4:20	0:10	30	39	33	26	-15	5.3	155	-13		0.7	1.9
Monday, January 27, 2014	4:30	0:10	31	39	34	27	-16	5.8	153	-13		0.7	1.7
Monday, January 27, 2014	4:40	0:10	34	48	37	26	-17	6.1	148	-13		0.4	1.5
Monday, January 27, 2014	4:50	0:10	32	46	35	24	-16	6.2	147	-12		0.6	1.5
Monday, January 27, 2014	5:00	0:10	33	46	35	25	-16	6.2	149	-12		0.6	1.3
Monday, January 27, 2014	5:10	0:10	33	44	36	26	-16	5.7	162	-12		0.6	1.3
Monday, January 27, 2014	5:20	0:10	32	44	35	27	-17	4.7	171	-11		0.7	1.5
Monday, January 27, 2014	5:30	0:10	36	47	40	30	-15	5.9	168	-11		0.7	1.5
Monday, January 27, 2014	5:40	0:10	34	45	37	29	-16	5.5	169	-10		0.4	1.1
Monday, January 27, 2014	5:50	0:10	37	45	41	30	-16	6.4	165	-10		0.4	1.1
Monday, January 27, 2014	6:00	0:10	36	44	39	32	-15	6.5	163	-10		0.4	0.9
Monday, January 27, 2014	6:10	0:10	36	44	39	33	-16	6.7	165	-10		0.7	1.7
Monday, January 27, 2014	6:20	0:10	37	46	39	33	-16	7.3	167	-10		1.1	1.9
Monday, January 27, 2014	6:30	0:10	37	46	39	34	-16	7.7	167	-10		0.7	1.9
Monday, January 27, 2014	6:40	0:10	40	47	43	35	-16	8.0	168	-10		0.7	1.7
Monday, January 27, 2014	6:50	0:10	38	47	40	35	-17	8.1	169	-10		0.7	1.7
Monday, January 27, 2014	7:00	0:10	38	46	40	34	-16	7.7	171	-10		0.6	1.3
Monday, January 27, 2014	7:10	0:10	39	45	40	36	-17	8.2	168	-10		0.9	1.5
Monday, January 27, 2014	7:20	0:10	40	49	43	36	-17	8.2	164	-9		0.4	0.9
Monday, January 27, 2014	7:30	0:10	37	44	39	34	-17	7.5	165	-9		0.7	1.5
Monday, January 27, 2014	7:40	0:10	39	47	40	36	-17	7.4	166	-9		0.9	1.9
Monday, January 27, 2014	7:50	0:10	39	46	41	36	-17	7.9	167	-10		0.7	1.7
Monday, January 27, 2014	8:00	0:10	39	52	42	36	-18	8.0	165	-9		0.7	1.5
Monday, January 27, 2014	8:10	0:10	37	46	38	34	-17	7.6	164	-9	1	0.9	1.7
Monday, January 27, 2014	8:20	0:10	37	48	39	35	-16	7.1	167	-9	1	0.9	2.0
Monday, January 27, 2014	8:30	0:10	40	52	42	36	-17	7.5	165	-9	1	1.3	2.0
Monday, January 27, 2014	8:40	0:10	38	44	40	36	-17	7.5	167	-9		1.1	1.9
Monday, January 27, 2014	8:50	0:10	38	45	40	36	-17	7.3	173	-9		1.3	1.9
Monday, January 27, 2014	9:00	0:10	37	45	39	35	-17	6.7	176	-9		1.1	2.0
Monday, January 27, 2014	9:10	0:10	39	48	41	36	-18	6.4	177	-8	1	0.7	1.7
Monday, January 27, 2014	9:20	0:10	37	47	40	33	-17	5.8	181	-7	1	0.6	1.1
Monday, January 27, 2014	9:30	0:10	40	46	43	36	198	6.4	181	-7	1	0.7	1.5
Monday, January 27, 2014	9:40	0:10	40	46	42	38	500	6.8	178	-7	1	0.9	2.0
Monday, January 27, 2014	9:50	0:10	42	47	44	39	673	7.2	178	-7	1	0.9	2.0
Monday, January 27, 2014	10:00	0:10	40	50	42	37	726	7.3	183	-7	1	0.6	1.9
Monday, January 27, 2014	10:10	0:10	39	45	41	36	521	7.2	186	-6	1	0.7	1.7
Monday, January 27, 2014	10:20	0:10	38	45	39	36	518	7.0	185	-6	1	0.7	1.7
Monday, January 27, 2014	10:30	0:10	40	47	42	37	461	6.8	188	-6		0.6	2.0
Monday, January 27, 2014	10:40	0:10	39	47	42	36	217	5.2	187	-6		0.4	1.9
Monday, January 27, 2014	10:50	0:10	39	48	42	35	93	4.0	193	-6		0.7	1.5
Monday, January 27, 2014	11:00	0:10	40	47	42	36	39	4.3	206	-6		0.4	1.3
Monday, January 27, 2014	11:10	0:10	41	51	43	37	687	7.7	234	-8		0.6	1.5
Monday, January 27, 2014	11:20	0:10	41	50	43	38	1070	8.9	257	-5		0.6	2.0
Monday, January 27, 2014	11:30	0:10	40	47	43	37	1975	12.5	248	-5	1	1.5	3.9
Monday, January 27, 2014	11:40	0:10	39	47	42	35	1982	13.0	256	-5	1	2.0	5.6
Monday, January 27, 2014	11:50	0:10	42	50	45	38	1859	11.7	258	-4	1	1.9	4.1
Monday, January 27, 2014	12:00	0:10	40	50	43	37	1879	12.4	268	-4	1	2.2	4.8
Monday, January 27, 2014	12:10	0:10	42	48	44	39	1938	13.7	271	-4	1	2.4	6.1
Monday, January 27, 2014	12:20	0:10	41	50	43	38	1964	14.7	269	-4	1	2.2	4.6
Monday, January 27, 2014	12:30	0:10	43	50	45	39	1922	13.0	259	-4	1	2.4	4.8
Monday, January 27, 2014	12:40	0:10	46	57	49	41	1983	14.2	267	-4	1	2.0	5.7
Monday, January 27, 2014	12:50	0:10	45	56	48	42	1981	14.1	268	-4	1	2.4	8.5
Monday, January 27, 2014	13:00	0:10	46	56	49	43	1977	15.1	266	-4	1	3.2	7.2
Monday, January 27, 2014	13:10	0:10	46	55	49	43	1996	17.6	262	-4	1	3.2	7.6
Monday, January 27, 2014	13:20	0:10	50	59	53	44	1992	17.5	269	-5	1	3.5	7.6
Monday, January 27, 2014	13:30	0:10	51	58	53	47	1997	19.7	267	-5	1	2.6	7.0
Monday, January 27, 2014	13:40	0:10	57	69	61	49	1996	18.4	267	-5	1	3.0	7.2
Monday, January 27, 2014	13:50	0:10	53	59	56	50	1997	17.3	274	-5	1	3.0	8.0
Monday, January 27, 2014	14:00	0:10	53	62	55	49	1989	15.8	277	-6	1	3.2	7.2
Monday, January 27, 2014	14:10	0:10	54	70	56	49	1987	18.7	276	-6	1	2.2	6.9
Monday, January 27, 2014	14:20	0:10	50	60	53	47	1997	18.9	269	-6	1	2.6	6.5
Monday, January 27, 2014	14:30	0:10	55	66	60	47	1996	18.3	267	-6		3.0	8.9
Monday, January 27, 2014	14:40	0:10	49	57	53	44	1997	17.8	278	-6		3.2	6.1
Monday, January 27, 2014	14:50	0:10	50	60	53	45	1892	14.1	280	-7		2.8	7.4
Monday, January 27, 2014	15:00	0:10	45	54	48	42	1983	15.2	284	-7		3.0	6.9
Monday, January 27, 2014	15:10	0:10	48	56	50	44	1987	14.6	279	-7		2.8	5.9
Monday, January 27, 2014	15:20	0:10	49	58	51	44	1923	13.6	278	-7		3.3	8.0
Monday, January 27, 2014	15:30	0:10	52	60	55	44	1996	17.6	295	-7		3.2	8.2
Monday, January 27, 2014	15:40	0:10	50	62	53	41	1938	14.3	286	-8		2.4	6.5
Monday, January 27, 2014	15:50	0:10	50	61	54	44	1956	14.0	286	-8		2.8	6.7
Monday, January 27, 2014	16:00	0:10	54	65	56	49	1955	14.3	287	-8		2.4	4.8
Monday, January 27, 2014	16:10	0:10	50	60	52	45	1993	18.9	297	-9		2.6	7.8
Monday, January 27, 2014	16:20	0:10	47	58	52	42	1996	18.4	284	-9		2.8	6.1
Monday, January 27, 2014	16:30	0:10	53	65	56	45	1995	18.4	288	-10		3.0	7.2
Monday, January 27, 2014	16:40	0:10	54	63	58	47	1976	18.5	293	-10		3.2	8.0
Monday, January 27, 2014	16:50	0:10	50	61	52	45	1990	15.0	285	-10		3.2	8.2
Monday, January 27, 2014	17:00	0:10	53	66	57	46	1966	14.8	281	-11		3.2	9.3
Monday, January 27, 2014	17:10	0:10	53	61	57	46	1995	17.9	285	-11		3.2	7.4
Monday, January 27, 2014	17:20	0:10	52	67	55	46	1988	16.1	282	-11		3.3	6.9
Monday, January 27, 2014	17:30	0:10	53	69	55	46	1979	15.7	283	-11		3.2	8.9
Monday, January 27, 2014	17:40	0:10	47	62	49	42	1994	17.1	283	-11		3.5	9.1
Monday, January 27, 2014	17:50	0:10	48	59	51	40	1994	16.6	287	-11		3.0	7.0
Monday, January 27, 2014	18:00	0:10	46	56	49	39	1992	16.5	284	-12		3.0	7.2
Monday, January 27, 2014	18:10	0:10	44	52	47	40	1977	15.0	286	-12		3.2	6.1
Monday, January 27, 2014	18:20	0:10	39	49	42	35	1947	13.3	289	-12		2.4	6.1
Monday, January 27, 2014	18:30	0:10	43	53	46	36	1948	14.0	285	-12		2.8	6.1
Monday, January 27, 2014	18:40	0:10	45	55	48	40	1863	12.2	294	-12		3.3	6.7
Monday, January 27, 2014	18:50	0:10	43	56	45	37	1941	12.3	298	-12		2.8	6.3
Monday, January 27, 2014	19:00	0:10	40	51	43	34	1989	13.5	295	-12		2.2	6.1
Monday, January 27, 2014	19:10	0:10	38	53	41	33	1989	14.0	295	-12		2.4	6.7
Monday, January 27, 2014	19:20	0:10	34	50	36	29	1920	12.9	291	-12		1.9	4.6
Monday, January 27, 2014	19:30	0:10	37	54	40	31	1961	13.1	290	-13		1.7	4.4
Monday, January 27, 2014	19:40	0:10	35	53	38	29	1929	12.4	295	-13		2.0	4.4
Monday, January 27, 2014	19:50	0:10	33	53	35	29	1899	11.8	293	-13		1.9	4.1
Monday, January 27, 2014	20:00	0:10	32	54	33	27	1897	12.0	292	-13		2.0	5.

Table B-2: Location B Winter Compliance Evaluation

Date	Time	Duration	Leq	Lmax	L(10)	L(90)	WT E2	WT E2	Onsite Met	Onsite Met	NWS Plymouth	Loc. 6	Loc. 6
	Start Time	(min)	(dBA)	(dBA)	(dBA)	(dBA)	Output (kW)	HH WS (m/s)	WD @ 75m (degrees)	Temp. (°C)	Precip. Obs.	Avg. WS @ 2m (m/s)	Gust WS @ 2m (m/s)
Monday, January 27, 2014	20:30	0:10	36	51	39	32	1202	9.3	293	-13		1.9	4.1
Monday, January 27, 2014	20:40	0:10	31	53	34	26	1330	9.7	289	-13		1.7	4.6
Monday, January 27, 2014	20:50	0:10	31	41	34	24	1288	9.5	291	-13		1.7	3.5
Monday, January 27, 2014	21:00	0:10	37	58	39	32	866	8.2	295	-14		1.7	3.7
Monday, January 27, 2014	21:10	0:10	36	55	40	30	880	8.3	291	-14		1.7	4.1
Monday, January 27, 2014	21:20	0:10	34	55	36	28	1180	9.3	286	-14		1.7	3.7
Monday, January 27, 2014	21:30	0:10	35	55	38	29	991	8.6	297	-14		1.5	3.2
Monday, January 27, 2014	21:40	0:10	32	56	33	26	853	8.2	291	-14		1.3	4.1
Monday, January 27, 2014	21:50	0:10	31	52	34	24	963	8.4	291	-14		1.1	3.3
Monday, January 27, 2014	22:00	0:10	39	58	43	33	913	8.0	292	-14		1.1	4.1
Monday, January 27, 2014	22:10	0:10	38	52	42	32	664	7.7	288	-14		1.1	3.5
Monday, January 27, 2014	22:20	0:10	37	54	41	31	1209	9.4	294	-15		0.9	2.4
Monday, January 27, 2014	22:30	0:10	39	54	42	32	1741	10.9	296	-15		1.3	3.2
Monday, January 27, 2014	22:40	0:10	33	50	35	29	1467	9.8	295	-15		1.1	2.4
Monday, January 27, 2014	22:50	0:10	35	56	38	28	755	7.6	288	-15		1.5	3.3
Monday, January 27, 2014	23:00	0:10	34	55	37	27	326	5.9	286	-15		1.5	3.9
Monday, January 27, 2014	23:10	0:10	34	51	39	26	388	6.3	284	-15		1.9	4.6
Monday, January 27, 2014	23:20	0:10	29	41	34	22	407	6.3	279	-15		1.7	5.0
Monday, January 27, 2014	23:30	0:10	32	56	36	23	565	6.8	277	-15		1.7	4.4
Monday, January 27, 2014	23:40	0:10	32	55	34	26	466	7.0	277	-15		1.9	5.7
Monday, January 27, 2014	23:50	0:10	31	52	33	27	721	7.8	275	-15		1.9	5.4
Tuesday, January 28, 2014	0:00	0:10	30	52	32	25	808	7.7	275	-16		1.9	4.6
Tuesday, January 28, 2014	0:10	0:10	30	56	32	24	1127	8.9	278	-16		1.9	5.2
Tuesday, January 28, 2014	0:20	0:10	25	39	26	23	1125	8.8	277	-16		1.7	4.4
Tuesday, January 28, 2014	0:30	0:10	33	57	36	26	1078	8.8	279	-16		1.9	3.5
Tuesday, January 28, 2014	0:40	0:10	30	54	33	25	1289	8.9	277	-16		1.1	3.9
Tuesday, January 28, 2014	0:50	0:10	29	51	33	23	1275	9.4	275	-16		1.3	3.2
Tuesday, January 28, 2014	1:00	0:10	28	53	30	23	1263	8.9	273	-17		1.3	3.3
Tuesday, January 28, 2014	1:10	0:10	28	50	30	25	1523	9.9	276	-17		1.3	3.5
Tuesday, January 28, 2014	1:20	0:10	32	54	34	27	1787	10.7	276	-17		1.1	3.3
Tuesday, January 28, 2014	1:30	0:10	36	55	40	29	1897	11.1	276	-17		0.9	2.2
Tuesday, January 28, 2014	1:40	0:10	34	53	37	27	1749	10.5	279	-17		0.9	3.2
Tuesday, January 28, 2014	1:50	0:10	30	55	32	26	1958	11.9	280	-17		0.7	2.0
Tuesday, January 28, 2014	2:00	0:10	34	50	37	29	1787	10.7	279	-17		0.9	3.2
Tuesday, January 28, 2014	2:10	0:10	30	52	30	25	1595	10.0	280	-18		0.6	2.6
Tuesday, January 28, 2014	2:20	0:10	31	53	32	25	1416	9.6	280	-18		0.6	1.3
Tuesday, January 28, 2014	2:30	0:10	32	56	35	26	1465	9.7	278	-18		0.9	2.4
Tuesday, January 28, 2014	2:40	0:10	26	50	28	23	1221	8.9	278	-18		1.5	2.8
Tuesday, January 28, 2014	2:50	0:10	24	36	25	21	1457	9.6	279	-18		0.9	2.2
Tuesday, January 28, 2014	3:00	0:10	24	31	25	22	1457	9.6	281	-18		0.9	2.2
Tuesday, January 28, 2014	3:10	0:10	24	37	25	22	1721	10.4	280	-18		0.4	1.9
Tuesday, January 28, 2014	3:20	0:10	27	38	30	23	1710	10.3	276	-18		0.4	1.7
Tuesday, January 28, 2014	3:30	0:10	23	36	26	19	1318	9.3	271	-18		0.2	1.1
Tuesday, January 28, 2014	3:40	0:10	20	25	21	18	888	8.1	265	-19		0.7	2.0
Tuesday, January 28, 2014	3:50	0:10	32	48	28	17	551	7.0	264	-19		1.1	3.5
Tuesday, January 28, 2014	4:00	0:10	21	36	22	18	470	6.7	268	-18		0.9	2.2
Tuesday, January 28, 2014	4:10	0:10	31	45	34	19	733	7.5	264	-19		0.9	3.2
Tuesday, January 28, 2014	4:20	0:10	26	35	31	18	656	7.3	263	-19		0.7	3.0
Tuesday, January 28, 2014	4:30	0:10	33	50	36	17	511	6.8	258	-19		0.6	1.7
Tuesday, January 28, 2014	4:40	0:10	34	46	39	20	366	6.1	260	-19		1.1	3.3
Tuesday, January 28, 2014	4:50	0:10	33	48	36	22	289	5.8	252	-19		1.5	4.4
Tuesday, January 28, 2014	5:00	0:10	31	51	34	24	454	6.4	269	-19		1.1	3.2
Tuesday, January 28, 2014	5:10	0:10	35	47	40	24	1034	8.5	270	-19		1.5	3.9
Tuesday, January 28, 2014	5:20	0:10	35	42	37	30	1404	9.3	268	-19		1.5	3.9
Tuesday, January 28, 2014	5:30	0:10	35	45	39	30	1634	9.9	267	-19		1.3	3.3
Tuesday, January 28, 2014	5:40	0:10	33	46	36	28	1507	9.7	263	-19		1.5	3.7
Tuesday, January 28, 2014	5:50	0:10	40	55	45	30	881	8.0	270	-19		1.3	2.6
Tuesday, January 28, 2014	6:00	0:10	41	54	44	33	1185	9.0	267	-19		1.5	3.2
Tuesday, January 28, 2014	6:10	0:10	42	55	45	34	1192	8.7	268	-19		1.5	3.9
Tuesday, January 28, 2014	6:20	0:10	41	49	44	36	1624	9.9	274	-19		1.5	3.2
Tuesday, January 28, 2014	6:30	0:10	43	53	47	34	1350	9.3	270	-19		1.5	3.3
Tuesday, January 28, 2014	6:40	0:10	44	54	48	37	1692	10.2	267	-19		1.7	4.6
Tuesday, January 28, 2014	6:50	0:10	43	57	46	37	1717	10.6	267	-19		1.9	4.4
Tuesday, January 28, 2014	7:00	0:10	42	53	45	36	1899	11.5	267	-19		1.3	3.5
Tuesday, January 28, 2014	7:10	0:10	42	57	44	35	1908	11.7	267	-19		1.7	5.0
Tuesday, January 28, 2014	7:20	0:10	41	50	43	36	1961	12.2	266	-19		1.1	4.1
Tuesday, January 28, 2014	7:30	0:10	41	58	43	36	1941	12.4	267	-19		1.1	3.2
Tuesday, January 28, 2014	7:40	0:10	44	60	46	38	1927	12.4	264	-19		1.3	4.3
Tuesday, January 28, 2014	7:50	0:10	42	56	45	39	1950	12.8	269	-19		1.3	2.8
Tuesday, January 28, 2014	8:00	0:10	42	50	45	37	1953	12.5	268	-19		1.5	5.0
Tuesday, January 28, 2014	8:10	0:10	42	54	45	38	1994	13.9	271	-19		1.5	3.3
Tuesday, January 28, 2014	8:20	0:10	43	57	45	39	1996	15.3	275	-19		1.3	3.2
Tuesday, January 28, 2014	8:30	0:10	44	53	46	40	1996	15.6	273	-19		1.1	2.4
Tuesday, January 28, 2014	8:40	0:10	42	51	45	37	1996	14.8	272	-18		1.9	3.9
Tuesday, January 28, 2014	8:50	0:10	44	54	47	40	1995	15.8	275	-18		1.5	3.3
Tuesday, January 28, 2014	9:00	0:10	43	53	46	39	1987	14.0	277	-18		1.7	4.6
Tuesday, January 28, 2014	9:10	0:10	43	53	47	37	1839	11.8	277	-18		2.8	6.5
Tuesday, January 28, 2014	9:20	0:10	44	55	47	38	1461	10.4	275	-18		2.4	7.6
Tuesday, January 28, 2014	9:30	0:10	49	61	53	42	1603	11.0	277	-18		2.8	6.7
Tuesday, January 28, 2014	9:40	0:10	46	55	49	41	1845	12.7	283	-17		2.2	6.7
Tuesday, January 28, 2014	9:50	0:10	47	56	50	41	1912	12.9	284	-17		2.2	5.4
Tuesday, January 28, 2014	10:00	0:10	39	49	42	35	1901	12.7	281	-17		2.0	5.2
Tuesday, January 28, 2014	10:10	0:10	43	52	46	36	1886	12.4	277	-17		2.4	6.3
Tuesday, January 28, 2014	10:20	0:10	43	54	46	37	1869	12.4	282	-17		2.6	6.5
Tuesday, January 28, 2014	10:30	0:10	42	54	45	35	1578	10.6	293	-16		2.2	6.7
Tuesday, January 28, 2014	10:40	0:10	51	79	52	40	1721	11.3	297	-16		2.6	5.4
Tuesday, January 28, 2014	10:50	0:10	47	62	49	41	1620	10.8	288	-16		2.4	6.5
Tuesday, January 28, 2014	11:00	0:10	45	54	47	40	1121	8.9	283	-16		2.6	8.0
Tuesday, January 28, 2014	11:10	0:10	43	55	46	38	1119	9.0	283	-15		2.2	5.4
Tuesday, January 28, 2014	11:20	0:10	45	55	48	38	1654	11.0	286	-15		2.4	4.3
Tuesday, January 28, 2014	11:30	0:10	45	57	48	38	1699	11.2	297	-15		2.2	4.8
Tuesday, January 28, 2014	11:40	0:10	41	51	45	34	1394	9.6	281	-15		1.7	3.9
Tuesday, January 28, 2014	11:50	0:10	40	50	45	33	1474	10.4	280	-14		1.7	3.3
Tuesday, January 28, 2014	12:00	0:10	37	54	39	34	1589	10.3	276	-14		1.7	4.4
Tuesday, January 28, 2014	12:10	0:10	37	54	40	32	1245	9.2	288	-14		1.9	4.8
Tuesday, January 28, 2014	12:20	0:10	42	51	45	37	1330	9.7	276	-14		1.7	4.1
Tuesday, January 28, 2014	12:30	0:10	39	50	43	33	1371	9.4	268	-13		1.9	5.6
Tuesday, January 28, 2014	12:40	0:10	43	50	46	38	1193	9.2	294	-13		1.9	4.1
Tuesday, January 28, 2014	12:50	0:10	41	49	44	35	1186	9.1	278	-13		1.9	4.3
Tuesday, January 28, 2014	13:00	0:10	40	53	43	34	825	8.2					

Table B-2: Location B Winter Compliance Evaluation

Date	Time	Duration	Leq	Lmax	L(10)	L(90)	WT E2	WT E2	Onsite Met	Onsite Met	NWS Plymouth	Loc. 6	Loc. 6
	Start Time	(min)	(dBA)	(dBA)	(dBA)	(dBA)	Output (kW)	HH WS (m/s)	WD @ 75m (degrees)	Temp. (°C)	Precip. Obs.	Avg. WS @ 2m (m/s)	Gust WS @ 2m (m/s)
Tuesday, January 28, 2014	13:30	0:10	39	53	42	33	741	7.8	277	-14		1.7	3.3
Tuesday, January 28, 2014	13:40	0:10	38	52	40	34	889	8.0	273	-13		1.7	4.4
Tuesday, January 28, 2014	13:50	0:10	37	51	40	32	504	6.7	279	-13		1.7	4.3
Tuesday, January 28, 2014	14:00	0:10	40	53	43	34	658	7.7	278	-13		1.3	2.6
Tuesday, January 28, 2014	14:10	0:10	40	49	43	34	1063	8.8	270	-13		1.7	5.2
Tuesday, January 28, 2014	14:20	0:10	41	56	44	34	681	7.5	271	-13		1.1	2.4
Tuesday, January 28, 2014	14:30	0:10	39	53	42	35	940	8.2	266	-13		1.1	3.9
Tuesday, January 28, 2014	14:40	0:10	38	54	42	32	904	8.2	263	-13		1.5	3.3
Tuesday, January 28, 2014	14:50	0:10	36	53	40	31	719	7.7	259	-14		1.5	3.2
Tuesday, January 28, 2014	15:00	0:10	36	50	39	32	826	8.1	270	-14		1.1	2.6
Tuesday, January 28, 2014	15:10	0:10	37	50	39	33	567	7.1	266	-14		0.9	2.8
Tuesday, January 28, 2014	15:20	0:10	41	64	43	33	359	6.3	243	-14		1.1	3.0
Tuesday, January 28, 2014	15:30	0:10	37	50	40	32	228	5.6	236	-14		0.9	2.4
Tuesday, January 28, 2014	15:40	0:10	38	54	41	32	513	6.9	240	-14		1.1	2.6
Tuesday, January 28, 2014	15:50	0:10	37	50	41	31	423	6.4	241	-14		1.1	3.0
Tuesday, January 28, 2014	16:00	0:10	36	52	38	32	195	5.4	247	-15		1.1	2.6
Tuesday, January 28, 2014	16:10	0:10	35	53	36	31	279	5.9	240	-15		0.7	2.6
Tuesday, January 28, 2014	16:20	0:10	43	63	44	33	457	6.8	239	-15		0.9	2.8
Tuesday, January 28, 2014	16:30	0:10	38	54	41	32	936	8.4	239	-15		0.9	2.2
Tuesday, January 28, 2014	16:40	0:10	38	49	41	33	859	8.1	240	-15		0.7	2.0
Tuesday, January 28, 2014	16:50	0:10	39	49	41	35	625	7.4	244	-15		0.6	1.5
Tuesday, January 28, 2014	17:00	0:10	38	49	41	34	675	7.6	244	-16		0.6	4.3
Tuesday, January 28, 2014	17:10	0:10	37	51	40	32	849	8.2	242	-16		0.4	1.9
Tuesday, January 28, 2014	17:20	0:10	36	52	39	31	1015	8.5	244	-16		0.2	1.1
Tuesday, January 28, 2014	17:30	0:10	34	42	37	30	738	7.9	242	-16		0.4	1.1
Tuesday, January 28, 2014	17:40	0:10	35	53	37	31	606	7.3	237	-16		0.2	0.9
Tuesday, January 28, 2014	17:50	0:10	35	48	37	31	482	6.9	235	-16		0.6	1.3
Tuesday, January 28, 2014	18:00	0:10	36	46	39	28	531	7.0	237	-16		0.0	0.4
Tuesday, January 28, 2014	18:10	0:10	38	57	42	30	455	6.8	229	-16		0.4	1.3
Tuesday, January 28, 2014	18:20	0:10	33	42	36	28	367	6.4	235	-16		0.4	1.5
Tuesday, January 28, 2014	18:30	0:10	37	51	41	30	342	6.3	234	-16		0.4	1.1
Tuesday, January 28, 2014	18:40	0:10	35	46	37	28	211	5.5	228	-16		0.4	0.9
Tuesday, January 28, 2014	18:50	0:10	33	41	36	24	238	5.9	222	-16		0.4	2.0
Tuesday, January 28, 2014	19:00	0:10	33	40	37	26	35	3.7	203	-17		0.0	0.9
Tuesday, January 28, 2014	19:10	0:10	34	43	38	25	-40	2.9	205	-17		0.2	2.2
Tuesday, January 28, 2014	19:20	0:10	30	37	33	23	13	3.9	209	-16		0.2	1.1
Tuesday, January 28, 2014	19:30	0:10	34	45	38	26	295	5.9	219	-16		0.2	0.9
Tuesday, January 28, 2014	19:40	0:10	31	39	35	22	216	5.5	229	-16		0.2	1.5
Tuesday, January 28, 2014	19:50	0:10	34	48	37	26	296	5.9	233	-16		0.0	0.7
Tuesday, January 28, 2014	20:00	0:10	30	42	33	23	170	5.1	239	-16		0.2	1.3
Tuesday, January 28, 2014	20:10	0:10	31	38	34	24	436	6.6	237	-17		0.0	0.7
Tuesday, January 28, 2014	20:20	0:10	31	37	33	25	285	6.0	240	-17		0.0	0.0
Tuesday, January 28, 2014	20:30	0:10	29	36	32	24	261	5.9	242	-17		0.0	0.0
Tuesday, January 28, 2014	20:40	0:10	32	48	36	23	326	6.0	244	-17		0.0	0.0
Tuesday, January 28, 2014	20:50	0:10	30	39	33	24	446	6.8	249	-17		0.2	1.1
Tuesday, January 28, 2014	21:00	0:10	31	44	34	24	332	6.0	253	-16		0.2	0.7
Tuesday, January 28, 2014	21:10	0:10	29	49	32	24	419	6.4	253	-16		0.2	0.6
Tuesday, January 28, 2014	21:20	0:10	30	38	33	24	591	7.2	258	-16		0.2	0.9
Tuesday, January 28, 2014	21:30	0:10	29	40	32	23	742	7.7	261	-16		0.2	0.9
Tuesday, January 28, 2014	21:40	0:10	30	36	33	24	578	7.3	257	-17		0.0	0.2
Tuesday, January 28, 2014	21:50	0:10	31	39	35	23	424	6.5	250	-17		0.0	0.0
Tuesday, January 28, 2014	22:00	0:10	29	39	32	21	266	5.9	249	-17		0.0	0.0
Tuesday, January 28, 2014	22:10	0:10	34	47	38	26	258	5.8	258	-17		0.2	0.7
Tuesday, January 28, 2014	22:20	0:10	25	39	27	21	439	6.6	257	-17		0.0	0.6
Tuesday, January 28, 2014	22:30	0:10	32	44	36	22	264	5.9	254	-16		0.0	0.4
Tuesday, January 28, 2014	22:40	0:10	28	37	32	21	226	5.6	252	-16		0.2	0.7
Tuesday, January 28, 2014	22:50	0:10	33	50	36	20	387	6.5	260	-16		0.0	0.2
Tuesday, January 28, 2014	23:00	0:10	31	43	35	23	394	6.3	262	-17		0.0	1.1
Tuesday, January 28, 2014	23:10	0:10	26	37	30	21	361	6.3	260	-16		0.0	0.0
Tuesday, January 28, 2014	23:20	0:10	30	46	33	22	465	6.8	257	-16		0.0	0.0
Tuesday, January 28, 2014	23:30	0:10	26	44	30	20	414	6.6	257	-17		0.2	0.9
Tuesday, January 28, 2014	23:40	0:10	22	33	24	18	175	5.2	260	-17		0.4	1.3
Tuesday, January 28, 2014	23:50	0:10	25	33	30	18	274	5.7	264	-17		0.4	1.3
Wednesday, January 29, 2014	0:00	0:10	26	45	29	16	302	6.0	264	-17		0.0	0.4
Wednesday, January 29, 2014	0:10	0:10	18	24	19	17	278	5.8	260	-17		0.0	0.0
Wednesday, January 29, 2014	0:20	0:10	24	38	28	17	452	6.6	259	-17		0.0	0.0
Wednesday, January 29, 2014	0:30	0:10	22	40	25	17	355	6.3	259	-17		0.0	0.0
Wednesday, January 29, 2014	0:40	0:10	25	40	27	17	270	5.8	249	-17		0.0	0.7
Wednesday, January 29, 2014	0:50	0:10	22	39	25	17	197	5.2	245	-16		0.0	0.0
Wednesday, January 29, 2014	1:00	0:10	25	56	28	17	193	5.2	256	-16		0.2	0.7
Wednesday, January 29, 2014	1:10	0:10	23	36	24	18	283	5.9	254	-16		0.2	0.9
Wednesday, January 29, 2014	1:20	0:10	20	32	22	18	434	6.5	261	-17		0.0	0.0
Wednesday, January 29, 2014	1:30	0:10	28	41	33	18	447	6.7	268	-17		0.0	0.7
Wednesday, January 29, 2014	1:40	0:10	25	37	30	18	411	6.5	270	-17		0.0	0.0
Wednesday, January 29, 2014	1:50	0:10	19	28	20	17	197	5.2	272	-17		0.2	0.7
Wednesday, January 29, 2014	2:00	0:10	23	34	26	17	143	4.9	276	-17		0.2	0.9
Wednesday, January 29, 2014	2:10	0:10	27	47	30	16	144	5.0	277	-17		0.2	0.7
Wednesday, January 29, 2014	2:20	0:10	17	32	18	16	164	5.0	278	-17		0.0	0.6
Wednesday, January 29, 2014	2:30	0:10	28	41	31	16	200	5.4	273	-17		0.0	0.0
Wednesday, January 29, 2014	2:40	0:10	18	26	19	16	307	6.0	273	-17		0.0	0.0
Wednesday, January 29, 2014	2:50	0:10	27	41	32	17	230	5.5	273	-17		0.0	0.0
Wednesday, January 29, 2014	3:00	0:10	20	37	22	16	211	5.4	277	-17		0.0	0.4
Wednesday, January 29, 2014	3:10	0:10	16	32	16	15	241	5.7	279	-17		0.0	0.2
Wednesday, January 29, 2014	3:20	0:10	25	40	30	15	250	5.9	276	-17		0.0	0.0
Wednesday, January 29, 2014	3:30	0:10	17	34	16	15	230	5.7	272	-17		0.0	0.0
Wednesday, January 29, 2014	3:40	0:10	16	24	17	15	224	5.7	266	-17		0.0	0.0
Wednesday, January 29, 2014	3:50	0:10	18	31	20	15	255	5.9	268	-17		0.0	0.0
Wednesday, January 29, 2014	4:00	0:10	15	28	16	15	171	5.2	269	-17		0.0	0.0
Wednesday, January 29, 2014	4:10	0:10	27	42	29	17	180	5.2	270	-17		0.0	0.0
Wednesday, January 29, 2014	4:20	0:10	30	46	32	17	123	4.7	271	-17		0.0	0.0
Wednesday, January 29, 2014	4:30	0:10	29	44	31	18	108	4.7	255	-18		0.0	0.0
Wednesday, January 29, 2014	4:40	0:10	28	42	30	19	35	4.1	252	-18		0.2	1.1
Wednesday, January 29, 2014	4:50	0:10	32	48	33	18	26	4.0	256	-17		0.0	0.6
Wednesday, January 29, 2014	5:00	0:10	33	45	36	21	-1	3.7	260	-17		0.0	0.4
Wednesday, January 29, 2014	5:10	0:10	34	45	38	21	5	3.7	258	-17		0.0	0.0
Wednesday, January 29, 2014	5:20	0:10	34	46	36	23	-23	3.2	252	-18		0.0	0.0
Wednesday, January 29, 2014	5:30	0:10	31	43	35	22	-41	2.5	243	-18		0.0	0.0
Wednesday, January 29, 2014	5:40	0:10	33	45	37	24	-40	2.8	248	-18		0.0	0.0
Wednesday, January 29, 2014	5:50	0:10	30	38	33	25	-43	2.6	252	-18		0.0	0.0
Wednesday, January 29, 2014	6:00	0:10	32	42	36	27	-40	2.7	250	-18		0.0	0.0
Wednesday, January 29, 2014	6:10	0:10	33	42	36	28	-34						

Table B-2: Location B Winter Compliance Evaluation

Date	Time	Duration	Leq	Lmax	L(10)	L(90)	WT E2	WT E2	Onsite Met	Onsite Met	NWS Plymouth	Loc. 6	Loc. 6
	Start Time	(min)	(dBA)	(dBA)	(dBA)	(dBA)	Output (kW)	HH WS (m/s)	WD @ 75m (degrees)	Temp. (°C)	Precip. Obs.	Avg. WS @ 2m (m/s)	Gust WS @ 2m (m/s)
Wednesday, January 29, 2014	6:30	0:10	39	48	43	33	-27	3.3	246	-19		0.0	0.0
Wednesday, January 29, 2014	6:40	0:10	39	49	42	33	-22	3.5	227	-19		0.0	0.6
Wednesday, January 29, 2014	6:50	0:10	37	46	40	34	17	3.9	226	-19		0.2	0.6
Wednesday, January 29, 2014	7:00	0:10	38	52	42	32	16	3.8	227	-19		0.0	0.4
Wednesday, January 29, 2014	7:10	0:10	39	49	42	36	-5	3.7	221	-19		0.2	0.6
Wednesday, January 29, 2014	7:20	0:10	39	47	43	34	74	4.4	215	-18		0.2	0.7
Wednesday, January 29, 2014	7:30	0:10	40	49	42	36	140	4.8	218	-19		0.4	0.9
Wednesday, January 29, 2014	7:40	0:10	39	45	41	36	195	5.2	226	-19		0.4	0.9
Wednesday, January 29, 2014	7:50	0:10	36	50	39	32	159	4.9	226	-19		0.4	0.7
Wednesday, January 29, 2014	8:00	0:10	40	52	43	33	146	4.8	226	-19		0.2	1.9
Wednesday, January 29, 2014	8:10	0:10	36	43	38	31	107	4.6	230	-18		0.6	2.2
Wednesday, January 29, 2014	8:20	0:10	38	48	41	33	60	4.0	228	-17		0.4	1.5
Wednesday, January 29, 2014	8:30	0:10	37	50	40	31	71	4.4	226	-17		0.6	1.9
Wednesday, January 29, 2014	8:40	0:10	38	53	41	32	95	4.6	225	-16		0.6	1.5
Wednesday, January 29, 2014	8:50	0:10	36	56	37	29	188	5.2	222	-16		0.9	3.0
Wednesday, January 29, 2014	9:00	0:10	36	45	38	31	160	5.0	224	-16		0.6	1.3
Wednesday, January 29, 2014	9:10	0:10	34	44	38	29	87	4.4	226	-16		0.6	2.2
Wednesday, January 29, 2014	9:20	0:10	34	46	36	30	62	4.2	229	-16		0.7	2.4
Wednesday, January 29, 2014	9:30	0:10	34	53	35	28	58	4.4	233	-15		1.1	3.7
Wednesday, January 29, 2014	9:40	0:10	37	48	40	32	227	5.6	235	-15		0.9	3.2
Wednesday, January 29, 2014	9:50	0:10	36	44	39	30	87	4.4	237	-15		1.3	3.0
Wednesday, January 29, 2014	10:00	0:10	36	50	39	32	50	4.2	222	-14		1.1	3.5
Wednesday, January 29, 2014	10:10	0:10	35	42	37	30	53	3.9	228	-14		1.5	3.2
Wednesday, January 29, 2014	10:20	0:10	35	46	37	31	29	3.7	238	-14		1.3	3.5
Wednesday, January 29, 2014	10:30	0:10	36	52	38	30	189	5.1	237	-13		1.1	2.6
Wednesday, January 29, 2014	10:40	0:10	35	47	39	30	144	4.8	235	-13		1.1	3.0
Wednesday, January 29, 2014	10:50	0:10	39	54	43	27	35	3.9	242	-13		1.1	3.0
Wednesday, January 29, 2014	11:00	0:10	37	50	41	31	374	6.3	244	-13		1.5	3.7
Wednesday, January 29, 2014	11:10	0:10	33	44	36	27	877	8.2	231	-13		1.3	2.6
Wednesday, January 29, 2014	11:20	0:10	36	47	40	28	1148	8.9	238	-13		1.1	3.0
Wednesday, January 29, 2014	11:30	0:10	50	71	46	32	736	7.6	237	-12		1.7	3.5
Wednesday, January 29, 2014	11:40	0:10	38	51	40	32	544	7.2	241	-12		0.9	3.5
Wednesday, January 29, 2014	11:50	0:10	37	54	41	32	843	8.2	263	-12		1.1	3.3
Wednesday, January 29, 2014	12:00	0:10	36	53	39	31	676	7.7	250	-12		1.5	3.3
Wednesday, January 29, 2014	12:10	0:10	39	52	43	32	776	7.9	253	-12		1.3	3.3
Wednesday, January 29, 2014	12:20	0:10	37	50	39	33	389	6.4	238	-12		1.5	3.7
Wednesday, January 29, 2014	12:30	0:10	38	51	41	34	584	7.2	238	-12		1.3	3.5
Wednesday, January 29, 2014	12:40	0:10	41	51	45	35	900	8.2	236	-11		1.7	4.1
Wednesday, January 29, 2014	12:50	0:10	35	48	38	31	872	8.2	248	-11		1.1	3.5
Wednesday, January 29, 2014	13:00	0:10	38	47	41	33	648	7.6	239	-11		1.1	2.6
Wednesday, January 29, 2014	13:10	0:10	39	52	42	32	693	7.6	232	-11		1.5	4.4
Wednesday, January 29, 2014	13:20	0:10	37	49	40	31	662	7.4	240	-11		1.3	3.7
Wednesday, January 29, 2014	13:30	0:10	38	55	41	34	1350	9.6	238	-11		1.3	3.0
Wednesday, January 29, 2014	13:40	0:10	38	47	41	34	767	8.0	241	-11		1.1	2.4
Wednesday, January 29, 2014	13:50	0:10	40	48	43	34	794	8.1	239	-11		1.1	3.3
Wednesday, January 29, 2014	14:00	0:10	38	52	41	32	1300	9.6	233	-11		1.5	6.1
Wednesday, January 29, 2014	14:10	0:10	40	51	44	32	1690	11.2	233	-11		1.3	3.7
Wednesday, January 29, 2014	14:20	0:10	44	59	48	35	1889	11.3	243	-11		1.9	4.6
Wednesday, January 29, 2014	14:30	0:10	41	51	44	35	1852	12.6	246	-11		1.9	3.2
Wednesday, January 29, 2014	14:40	0:10	43	52	46	39	1823	12.0	230	-10		1.1	4.8
Wednesday, January 29, 2014	14:50	0:10	44	53	47	39	1910	11.9	242	-10		2.0	5.6
Wednesday, January 29, 2014	15:00	0:10	44	56	47	39	1547	10.8	242	-11		1.9	5.0
Wednesday, January 29, 2014	15:10	0:10	43	52	45	38	1973	14.1	238	-11		2.2	5.2
Wednesday, January 29, 2014	15:20	0:10	45	54	48	41	1992	13.4	245	-11		2.0	5.2
Wednesday, January 29, 2014	15:30	0:10	48	54	51	42	1932	12.6	246	-11		1.5	4.1
Wednesday, January 29, 2014	15:40	0:10	46	54	49	41	1968	12.5	248	-11		1.7	6.5
Wednesday, January 29, 2014	15:50	0:10	42	53	44	38	1792	11.4	245	-11		1.7	4.8
Wednesday, January 29, 2014	16:00	0:10	40	52	43	37	1693	10.9	246	-11		1.9	5.0
Wednesday, January 29, 2014	16:10	0:10	40	50	43	36	1743	10.8	263	-12		1.7	4.3
Wednesday, January 29, 2014	16:20	0:10	43	53	46	39	1669	10.7	266	-12		1.3	4.1
Wednesday, January 29, 2014	16:30	0:10	41	56	44	37	1624	10.6	267	-13		1.7	5.0
Wednesday, January 29, 2014	16:40	0:10	40	51	43	38	1694	11.0	257	-13		1.5	4.4
Wednesday, January 29, 2014	16:50	0:10	39	49	41	36	1123	9.1	267	-13		1.5	4.6
Wednesday, January 29, 2014	17:00	0:10	36	50	38	33	1059	8.8	267	-13		1.3	3.3
Wednesday, January 29, 2014	17:10	0:10	39	49	41	36	1378	9.7	264	-14		1.3	4.1
Wednesday, January 29, 2014	17:20	0:10	37	48	39	33	1776	11.2	266	-14		1.3	3.0
Wednesday, January 29, 2014	17:30	0:10	36	45	39	32	1371	9.7	266	-14		1.5	3.7
Wednesday, January 29, 2014	17:40	0:10	36	48	39	30	1136	9.0	268	-14		1.3	3.9
Wednesday, January 29, 2014	17:50	0:10	37	51	39	33	1748	10.9	268	-14		1.5	3.5
Wednesday, January 29, 2014	18:00	0:10	35	48	38	32	1965	12.2	266	-14		1.5	3.7
Wednesday, January 29, 2014	18:10	0:10	37	49	40	32	1928	11.9	266	-14		1.3	3.2
Wednesday, January 29, 2014	18:20	0:10	38	49	41	31	1838	11.2	266	-14		1.7	3.3
Wednesday, January 29, 2014	18:30	0:10	38	50	42	30	1752	10.9	268	-15		1.9	4.6
Wednesday, January 29, 2014	18:40	0:10	35	48	38	29	1675	10.3	264	-15		1.5	3.3
Wednesday, January 29, 2014	18:50	0:10	33	55	35	28	1832	10.8	259	-14		1.3	3.7
Wednesday, January 29, 2014	19:00	0:10	38	55	42	31	1909	11.6	251	-14		1.3	3.3
Wednesday, January 29, 2014	19:10	0:10	38	51	41	35	1972	12.5	252	-15		0.9	2.8
Wednesday, January 29, 2014	19:20	0:10	39	50	42	35	1980	12.8	257	-15		1.3	3.5
Wednesday, January 29, 2014	19:30	0:10	39	50	43	31	1940	12.5	265	-15		1.5	3.9
Wednesday, January 29, 2014	19:40	0:10	33	48	35	28	1890	11.5	267	-15		1.5	3.5
Wednesday, January 29, 2014	19:50	0:10	35	49	38	29	1723	10.2	273	-15		1.7	3.3
Wednesday, January 29, 2014	20:00	0:10	33	49	36	26	1506	9.6	256	-15		1.1	3.0
Wednesday, January 29, 2014	20:10	0:10	38	58	41	31	1794	10.6	263	-15		1.1	3.3
Wednesday, January 29, 2014	20:20	0:10	36	53	39	31	1978	12.7	266	-15		1.5	5.7
Wednesday, January 29, 2014	20:30	0:10	37	52	40	32	1806	11.0	267	-15		1.3	3.7
Wednesday, January 29, 2014	20:40	0:10	37	51	41	29	1825	11.4	267	-15		1.7	4.1
Wednesday, January 29, 2014	20:50	0:10	34	48	38	28	1570	10.3	267	-15		1.7	3.2
Wednesday, January 29, 2014	21:00	0:10	32	49	35	28	1504	9.9	260	-15		1.9	4.4
Wednesday, January 29, 2014	21:10	0:10	34	52	37	30	1700	10.6	251	-15		2.0	4.3
Wednesday, January 29, 2014	21:20	0:10	33	48	36	28	1872	11.4	260	-15		2.0	4.4
Wednesday, January 29, 2014	21:30	0:10	33	50	37	27	1977	11.9	256	-15		1.9	4.3
Wednesday, January 29, 2014	21:40	0:10	32	43	34	28	1922	11.4	247	-15		1.3	4.6
Wednesday, January 29, 2014	21:50	0:10	31	41	33	27	1760	10.9	249	-15		1.3	4.8
Wednesday, January 29, 2014	22:00	0:10	32	43	36	27	1803	11.0	256	-16		1.7	3.2
Wednesday, January 29, 2014	22:10	0:10	33	45	36	27	1672	10.5	265	-16		1.9	4.6
Wednesday, January 29, 2014	22:20	0:10	31	45	34	24	1024	8.6	265	-15		2.0	4.8
Wednesday, January 29, 2014	22:30	0:10	29	44	33	23	650	7.3	263	-16		1.5	3.9
Wednesday, January 29, 2014	22:40	0:10	27	35	32	21	633	7.2	254	-16		1.7	3.7
Wednesday, January 29, 2014	22:50	0:10	32	42	37	22	222	5.4	267	-16		1.7	3.9
Wednesday, January 29, 2014	23:00	0:10	32	47	36	20	71	4.2	286				

Table B-2: Location B Winter Compliance Evaluation

Date	Time	Duration	Leq	Lmax	L(10)	L(90)	WT E2	WT E2	Onsite Met	Onsite Met	NWS Plymouth	Loc. 6	Loc. 6
	Start Time	(min)	(dBA)	(dBA)	(dBA)	(dBA)	Output (kW)	HH WS (m/s)	WD @ 75m (degrees)	Temp. (°C)	Precip. Obs.	Avg. WS @ 2m (m/s)	Gust WS @ 2m (m/s)
Wednesday, January 29, 2014	23:30	0:10	30	39	34	20	446	6.5	271	-16		1.7	4.6
Wednesday, January 29, 2014	23:40	0:10	28	46	32	20	680	7.5	266	-16		1.5	4.1
Wednesday, January 29, 2014	23:50	0:10	26	51	28	21	625	7.3	266	-16		1.3	3.3
Thursday, January 30, 2014	0:00	0:10	30	44	33	23	840	8.1	267	-16		1.3	4.4
Thursday, January 30, 2014	0:10	0:10	29	38	32	24	1301	9.4	271	-16		1.3	3.7
Thursday, January 30, 2014	0:20	0:10	30	40	33	25	1674	10.2	271	-16		1.1	3.0
Thursday, January 30, 2014	0:30	0:10	30	43	31	26	1659	10.5	272	-15		1.5	3.7
Thursday, January 30, 2014	0:40	0:10	36	52	38	27	1521	10.0	273	-15		1.9	4.4
Thursday, January 30, 2014	0:50	0:10	33	46	38	25	1235	9.2	273	-15		1.7	4.1
Thursday, January 30, 2014	1:00	0:10	35	50	37	24	892	8.0	271	-15		1.7	4.3
Thursday, January 30, 2014	1:10	0:10	33	49	35	27	717	7.7	271	-15		1.5	4.1
Thursday, January 30, 2014	1:20	0:10	28	43	30	25	668	6.9	270	-15		1.9	4.1
Thursday, January 30, 2014	1:30	0:10	30	47	28	23	93	4.4	269	-15		1.9	4.3
Thursday, January 30, 2014	1:40	0:10	37	58	37	23	67	4.4	264	-15		1.7	4.3
Thursday, January 30, 2014	1:50	0:10	27	45	27	22	326	6.2	268	-15		1.9	3.9
Thursday, January 30, 2014	2:00	0:10	30	45	35	23	213	5.6	267	-16		1.7	4.1
Thursday, January 30, 2014	2:10	0:10	35	54	31	24	336	6.2	267	-15		1.7	4.8
Thursday, January 30, 2014	2:20	0:10	28	43	29	25	585	6.9	266	-15		1.7	4.3
Thursday, January 30, 2014	2:30	0:10	26	33	28	24	733	7.4	261	-15		1.1	2.4
Thursday, January 30, 2014	2:40	0:10	26	38	27	22	589	7.2	264	-15		0.9	2.8
Thursday, January 30, 2014	2:50	0:10	23	30	25	21	802	7.9	268	-15		0.9	3.2
Thursday, January 30, 2014	3:00	0:10	23	30	24	21	1022	8.2	267	-16		1.1	4.1
Thursday, January 30, 2014	3:10	0:10	32	47	36	23	1523	9.6	268	-16		0.7	2.8
Thursday, January 30, 2014	3:20	0:10	27	42	28	23	1789	10.4	269	-16		0.7	1.7
Thursday, January 30, 2014	3:30	0:10	32	48	33	25	1918	11.3	275	-16		0.4	1.9
Thursday, January 30, 2014	3:40	0:10	29	47	31	26	1961	11.9	277	-16		1.1	3.0
Thursday, January 30, 2014	3:50	0:10	33	51	31	24	1583	10.1	277	-16		1.3	3.3
Thursday, January 30, 2014	4:00	0:10	36	53	36	24	889	8.1	275	-15		1.1	2.8
Thursday, January 30, 2014	4:10	0:10	37	53	40	25	798	8.2	280	-16		0.7	2.0
Thursday, January 30, 2014	4:20	0:10	36	51	39	25	1028	8.9	281	-16		0.7	3.5
Thursday, January 30, 2014	4:30	0:10	31	46	35	23	952	8.6	279	-16		0.6	3.2
Thursday, January 30, 2014	4:40	0:10	37	50	40	26	1408	9.7	284	-16		0.4	2.2
Thursday, January 30, 2014	4:50	0:10	38	55	42	27	911	8.1	283	-16		0.9	2.8
Thursday, January 30, 2014	5:00	0:10	37	48	42	25	646	7.5	281	-16		1.3	4.1
Thursday, January 30, 2014	5:10	0:10	38	53	43	26	740	7.8	286	-16		0.9	2.8
Thursday, January 30, 2014	5:20	0:10	38	52	41	29	1005	8.6	297	-16		0.7	2.2
Thursday, January 30, 2014	5:30	0:10	37	47	41	29	886	8.3	293	-16		0.6	2.0
Thursday, January 30, 2014	5:40	0:10	33	44	37	26	1270	9.5	306	-16		0.0	0.7
Thursday, January 30, 2014	5:50	0:10	36	47	40	29	914	8.4	305	-16		0.4	1.7
Thursday, January 30, 2014	6:00	0:10	38	49	41	29	624	7.5	306	-16		1.3	2.0
Thursday, January 30, 2014	6:10	0:10	38	46	41	32	776	8.0	295	-16		1.3	3.0
Thursday, January 30, 2014	6:20	0:10	38	48	41	31	350	6.2	267	-17		1.1	2.4
Thursday, January 30, 2014	6:30	0:10	41	50	43	35	255	5.7	269	-16		1.3	2.4
Thursday, January 30, 2014	6:40	0:10	41	52	43	36	340	6.0	282	-17		1.1	2.2
Thursday, January 30, 2014	6:50	0:10	42	51	45	37	525	7.0	278	-17		1.1	2.6
Thursday, January 30, 2014	7:00	0:10	43	51	47	37	370	6.1	267	-17		0.9	1.9
Thursday, January 30, 2014	7:10	0:10	40	49	43	36	420	6.4	273	-16		0.7	1.9
Thursday, January 30, 2014	7:20	0:10	42	51	45	37	176	5.1	279	-17		0.2	1.3
Thursday, January 30, 2014	7:30	0:10	44	54	46	40	232	5.7	274	-16		0.6	1.5
Thursday, January 30, 2014	7:40	0:10	43	50	46	37	226	5.5	273	-16		0.7	1.7
Thursday, January 30, 2014	7:50	0:10	43	53	46	36	280	5.8	261	-16		0.7	2.2
Thursday, January 30, 2014	8:00	0:10	40	47	43	33	199	5.4	254	-16		0.7	2.0
Thursday, January 30, 2014	8:10	0:10	38	46	41	33	143	5.0	259	-15		0.6	2.0
Thursday, January 30, 2014	8:20	0:10	38	48	40	34	245	5.6	260	-15		0.6	1.9
Thursday, January 30, 2014	8:30	0:10	37	53	40	30	242	5.6	262	-15		0.6	2.0
Thursday, January 30, 2014	8:40	0:10	36	44	39	31	262	5.7	269	-15		0.6	2.4
Thursday, January 30, 2014	8:50	0:10	34	43	37	30	344	6.3	265	-14		0.7	3.2
Thursday, January 30, 2014	9:00	0:10	38	48	42	28	308	6.0	253	-14		0.9	3.5
Thursday, January 30, 2014	9:10	0:10	37	53	40	32	-999	-999.0	237	-13		0.7	2.8
Thursday, January 30, 2014	9:20	0:10	35	43	37	29	-999	-999.0	233	-13		1.1	2.2
Thursday, January 30, 2014	9:30	0:10	36	53	39	31	-999	-999.0	241	-13		0.6	1.3
Thursday, January 30, 2014	9:40	0:10	33	41	36	28	-999	-999.0	263	-12		0.7	2.4
Thursday, January 30, 2014	9:50	0:10	35	52	39	27	-999	-999.0	263	-12		0.7	2.4
Thursday, January 30, 2014	10:00	0:10	34	45	37	27	-999	-999.0	264	-12		0.9	2.6
Thursday, January 30, 2014	10:10	0:10	32	41	36	24	-999	-999.0	265	-11		0.7	2.0
Thursday, January 30, 2014	10:20	0:10	34	43	38	27	-999	-999.0	263	-11		0.7	2.0
Thursday, January 30, 2014	10:30	0:10	34	45	37	28	-999	-999.0	253	-10		0.9	2.8
Thursday, January 30, 2014	10:40	0:10	34	44	38	25	-999	-999.0	222	-10		1.1	2.2
Thursday, January 30, 2014	10:50	0:10	36	52	39	27	-999	-999.0	237	-9		0.7	2.2
Thursday, January 30, 2014	11:00	0:10	41	55	45	29	-999	-999.0	249	-9		0.6	1.7
Thursday, January 30, 2014	11:10	0:10	43	62	46	27	-18	1.3	228	-9		0.6	2.0
Thursday, January 30, 2014	11:20	0:10	31	43	34	25	-16	1.2	245	-9		0.7	2.2
Thursday, January 30, 2014	11:30	0:10	33	43	36	27	-16	0.9	282	-8		0.6	2.0
Thursday, January 30, 2014	11:40	0:10	36	48	40	29	-16	0.9	273	-8		1.1	2.4
Thursday, January 30, 2014	11:50	0:10	34	50	36	26	-17	0.8	237	-8		0.6	1.7
Thursday, January 30, 2014	12:00	0:10	36	53	37	28	-18	1.1	209	-8		0.9	2.6
Thursday, January 30, 2014	12:10	0:10	37	55	38	26	-17	1.2	212	-8		0.9	2.8
Thursday, January 30, 2014	12:20	0:10	35	44	38	30	-17	1.3	208	-8		0.7	1.7
Thursday, January 30, 2014	12:30	0:10	37	49	42	30	-16	2.0	192	-7		0.9	3.0
Thursday, January 30, 2014	12:40	0:10	36	54	37	29	-17	1.3	215	-8		1.1	3.0
Thursday, January 30, 2014	12:50	0:10	36	50	39	27	-17	2.0	214	-8		0.9	3.0
Thursday, January 30, 2014	13:00	0:10	32	43	35	26	-17	1.5	207	-7		0.9	2.4
Thursday, January 30, 2014	13:10	0:10	34	46	37	28	-18	1.0	210	-7		1.1	2.8
Thursday, January 30, 2014	13:20	0:10	34	44	37	28	-18	1.2	234	-7		0.9	2.2
Thursday, January 30, 2014	13:30	0:10	33	41	36	29	-17	1.1	238	-7		0.7	2.2
Thursday, January 30, 2014	13:40	0:10	34	42	38	27	3	3.6	227	-6		1.1	3.0
Thursday, January 30, 2014	13:50	0:10	34	46	38	27	-35	3.2	228	-7		0.6	1.5
Thursday, January 30, 2014	14:00	0:10	37	56	39	29	-37	2.9	212	-7		0.9	2.6
Thursday, January 30, 2014	14:10	0:10	32	40	36	26	-34	2.7	223	-7		0.6	2.2
Thursday, January 30, 2014	14:20	0:10	33	42	36	27	-37	1.8	240	-7		0.4	1.3
Thursday, January 30, 2014	14:30	0:10	37	46	40	30	-36	2.5	213	-7		0.7	2.2
Thursday, January 30, 2014	14:40	0:10	37	45	39	33	-38	2.2	204	-7		0.7	2.0
Thursday, January 30, 2014	14:50	0:10	41	50	44	35	-36	2.2	206	-7		1.1	2.2
Thursday, January 30, 2014	15:00	0:10	41	50	44	35	-21	2.9	190	-6		0.9	1.9
Thursday, January 30, 2014	15:10	0:10	40	51	43	36	-37	2.7	188	-7		0.6	1.7
Thursday, January 30, 2014	15:20	0:10	40	49	43	35	-39	3.1	178	-7		0.4	1.7
Thursday, January 30, 2014	15:30	0:10	41	51	43	36	-35	2.6	172	-7		0.6	2.8
Thursday, January 30, 2014	15:40	0:10	42	51	46	36	-35	2.5	188	-7		0.4	1.5
Thursday, January 30, 2014	15:50	0:10	41	49	44	37	-36	2.7	185	-7		0.2	1.7
Thursday, January 30, 2014	16:00	0:10	39	46	42	35	-35	2.2	183	-7		0.0	0.6
Thursday, January 30, 2014	16:10	0:10	41	50	43	36	-33	3.4	184	-7</			

Table B-2: Location B Winter Compliance Evaluation

Date	Time	Duration	Leq	Lmax	L(10)	L(90)	WT E2	WT E2	Onsite Met	Onsite Met	NWS Plymouth	Loc. 6	Loc. 6
	Start Time	(min)	(dBA)	(dBA)	(dBA)	(dBA)	Output (kW)	HH WS (m/s)	WD @ 75m (degrees)	Temp. (°C)	Precip. Obs.	Avg. WS @ 2m (m/s)	Gust WS @ 2m (m/s)
Thursday, January 30, 2014	16:30	0:10	42	54	45	37	-31	2.6	172	-8		0.4	0.9
Thursday, January 30, 2014	16:40	0:10	42	50	45	37	-33	3.0	172	-8		0.0	0.6
Thursday, January 30, 2014	16:50	0:10	42	56	45	37	-32	3.6	169	-8		0.0	0.6
Thursday, January 30, 2014	17:00	0:10	40	45	42	37	75	4.3	171	-9		0.0	0.0
Thursday, January 30, 2014	17:10	0:10	41	50	44	38	12	3.7	175	-9		0.0	0.0
Thursday, January 30, 2014	17:20	0:10	43	52	45	39	-34	3.3	177	-9		0.0	0.0
Thursday, January 30, 2014	17:30	0:10	40	46	42	37	-38	3.3	175	-9		0.2	0.7
Thursday, January 30, 2014	17:40	0:10	39	46	41	36	-36	3.7	182	-9		0.2	0.7
Thursday, January 30, 2014	17:50	0:10	39	48	42	34	-37	3.2	181	-9		0.0	0.6
Thursday, January 30, 2014	18:00	0:10	37	43	39	32	-38	3.7	178	-10		0.0	0.0
Thursday, January 30, 2014	18:10	0:10	37	43	40	33	-38	3.5	175	-10		0.0	0.0
Thursday, January 30, 2014	18:20	0:10	38	42	40	34	-36	3.1	172	-10		0.2	0.7
Thursday, January 30, 2014	18:30	0:10	39	48	42	31	-36	4.5	171	-10		0.6	1.1
Thursday, January 30, 2014	18:40	0:10	35	41	37	32	-37	4.8	165	-9		0.7	1.3
Thursday, January 30, 2014	18:50	0:10	38	44	40	33	61	6.0	160	-9		0.2	0.6
Thursday, January 30, 2014	19:00	0:10	38	49	41	27	246	5.7	157	-10		0.2	0.6
Thursday, January 30, 2014	19:10	0:10	38	46	42	30	151	4.9	157	-10		0.0	0.0
Thursday, January 30, 2014	19:20	0:10	38	45	42	31	156	5.0	161	-10		0.2	0.9
Thursday, January 30, 2014	19:30	0:10	39	50	42	34	76	4.4	164	-10		0.0	0.2
Thursday, January 30, 2014	19:40	0:10	35	44	39	29	20	3.5	167	-10		0.0	0.0
Thursday, January 30, 2014	19:50	0:10	39	49	43	32	-22	3.3	171	-10		0.2	0.7
Thursday, January 30, 2014	20:00	0:10	38	46	41	33	-38	4.2	170	-10		0.4	1.3
Thursday, January 30, 2014	20:10	0:10	35	42	37	33	-37	4.7	173	-10		0.4	1.1
Thursday, January 30, 2014	20:20	0:10	37	52	40	29	-36	4.6	171	-10		0.0	0.6
Thursday, January 30, 2014	20:30	0:10	36	42	39	30	-38	3.5	172	-10		0.0	0.0
Thursday, January 30, 2014	20:40	0:10	35	44	38	31	-37	2.3	174	-10		0.0	0.0
Thursday, January 30, 2014	20:50	0:10	41	53	44	30	-36	2.7	169	-10		0.0	0.0
Thursday, January 30, 2014	21:00	0:10	35	45	39	29	-33	2.8	164	-10		0.0	0.0
Thursday, January 30, 2014	21:10	0:10	35	41	38	32	-32	2.0	171	-10		0.0	0.0
Thursday, January 30, 2014	21:20	0:10	35	47	37	30	-33	2.3	174	-10		0.0	0.0
Thursday, January 30, 2014	21:30	0:10	35	44	39	29	-32	2.0	170	-10		0.0	0.7
Thursday, January 30, 2014	21:40	0:10	40	54	43	28	-32	2.6	166	-10		0.2	1.1
Thursday, January 30, 2014	21:50	0:10	32	41	36	26	-32	2.6	166	-10		0.2	1.3
Thursday, January 30, 2014	22:00	0:10	34	44	37	28	-31	2.6	175	-10		0.2	0.7
Thursday, January 30, 2014	22:10	0:10	32	42	36	27	-32	4.3	177	-11		0.0	0.0
Thursday, January 30, 2014	22:20	0:10	31	42	34	24	-33	4.4	179	-11		0.2	0.9
Thursday, January 30, 2014	22:30	0:10	33	42	37	27	-18	3.1	182	-10		0.0	0.4
Thursday, January 30, 2014	22:40	0:10	29	41	33	23	-18	3.3	184	-10		0.0	0.6
Thursday, January 30, 2014	22:50	0:10	33	44	37	25	-17	3.8	186	-10		0.0	0.0
Thursday, January 30, 2014	23:00	0:10	31	38	34	23	-18	5.8	186	-10		0.0	0.7
Thursday, January 30, 2014	23:10	0:10	32	40	36	26	-18	5.6	180	-10		0.2	1.5
Thursday, January 30, 2014	23:20	0:10	30	37	33	26	-18	3.9	182	-10		0.2	0.7
Thursday, January 30, 2014	23:30	0:10	30	39	33	25	-17	3.5	176	-10		0.2	1.1
Thursday, January 30, 2014	23:40	0:10	30	37	33	25	-19	4.9	181	-10		0.2	0.7
Thursday, January 30, 2014	23:50	0:10	30	43	31	26	-19	4.6	179	-10		0.2	1.3
Friday, January 31, 2014	0:00	0:10	29	36	32	26	-18	5.7	175	-10		0.4	1.7
Friday, January 31, 2014	0:10	0:10	29	41	32	24	-18	4.8	172	-11		0.0	0.7
Friday, January 31, 2014	0:20	0:10	29	41	31	26	-1	4.3	179	-11		0.2	0.6
Friday, January 31, 2014	0:30	0:10	30	38	32	28	-39	3.6	179	-11		0.2	0.7
Friday, January 31, 2014	0:40	0:10	34	46	37	29	-37	5.3	178	-10		0.2	0.7
Friday, January 31, 2014	0:50	0:10	31	38	33	28	-37	6.4	180	-10		0.2	0.9
Friday, January 31, 2014	1:00	0:10	33	44	35	30	-37	7.7	179	-10		0.4	0.9
Friday, January 31, 2014	1:10	0:10	33	37	34	30	-37	7.3	181	-10		0.4	1.5
Friday, January 31, 2014	1:20	0:10	34	45	35	30	-37	5.5	180	-10		0.0	0.4
Friday, January 31, 2014	1:30	0:10	32	44	34	29	-33	6.1	182	-10		0.6	1.7
Friday, January 31, 2014	1:40	0:10	33	46	34	28	-38	6.8	184	-10		0.7	2.0
Friday, January 31, 2014	1:50	0:10	32	44	33	28	-37	6.5	192	-10		0.9	2.2
Friday, January 31, 2014	2:00	0:10	32	38	34	29	-38	6.0	191	-10		1.1	3.7
Friday, January 31, 2014	2:10	0:10	29	38	32	26	81	4.8	186	-10		0.4	1.3
Friday, January 31, 2014	2:20	0:10	30	42	32	26	64	4.2	186	-10		0.2	0.9
Friday, January 31, 2014	2:30	0:10	34	48	37	26	68	5.5	187	-10		0.4	1.1
Friday, January 31, 2014	2:40	0:10	28	34	31	24	-39	6.5	184	-10		0.4	1.5
Friday, January 31, 2014	2:50	0:10	27	35	30	24	-36	4.9	185	-10		0.4	1.1
Friday, January 31, 2014	3:00	0:10	32	44	35	26	-37	3.6	191	-10		0.4	1.1
Friday, January 31, 2014	3:10	0:10	26	31	28	24	-36	3.1	191	-10		0.0	0.6
Friday, January 31, 2014	3:20	0:10	26	37	28	22	-37	2.8	187	-10		0.0	0.7
Friday, January 31, 2014	3:30	0:10	32	46	35	23	-11	3.7	185	-10		0.4	0.9
Friday, January 31, 2014	3:40	0:10	28	43	31	22	-27	3.2	191	-10		0.2	0.9
Friday, January 31, 2014	3:50	0:10	28	36	32	23	-38	2.6	200	-10		0.0	0.9
Friday, January 31, 2014	4:00	0:10	37	52	42	25	-39	2.9	201	-10		0.0	0.9
Friday, January 31, 2014	4:10	0:10	36	52	39	24	-36	2.4	200	-10		0.2	1.1
Friday, January 31, 2014	4:20	0:10	35	48	40	24	-36	2.4	201	-10		0.4	1.5
Friday, January 31, 2014	4:30	0:10	33	45	36	23	-37	2.8	202	-10		0.4	1.1
Friday, January 31, 2014	4:40	0:10	38	52	43	24	-37	3.7	196	-10		0.2	1.3
Friday, January 31, 2014	4:50	0:10	32	43	36	22	-25	3.6	192	-10		0.2	0.9
Friday, January 31, 2014	5:00	0:10	34	56	36	23	-27	2.9	193	-10		0.2	1.3
Friday, January 31, 2014	5:10	0:10	37	50	42	26	-40	2.8	198	-10		0.0	0.0
Friday, January 31, 2014	5:20	0:10	35	47	39	25	-39	3.0	199	-10		0.4	0.9
Friday, January 31, 2014	5:30	0:10	36	45	39	27	-37	3.1	203	-10		0.0	0.4
Friday, January 31, 2014	5:40	0:10	36	45	39	30	-37	2.4	210	-10		0.2	0.9
Friday, January 31, 2014	5:50	0:10	36	47	40	31	-36	2.1	216	-10		0.0	0.0
Friday, January 31, 2014	6:00	0:10	37	46	40	31	-37	4.4	218	-10		0.0	0.0
Friday, January 31, 2014	6:10	0:10	36	47	39	29	-36	2.7	219	-9		0.0	0.0
Friday, January 31, 2014	6:20	0:10	36	45	38	31	-32	3.5	219	-9		0.0	0.0
Friday, January 31, 2014	6:30	0:10	38	45	41	33	-33	3.1	219	-10		0.2	0.6
Friday, January 31, 2014	6:40	0:10	40	51	44	36	-31	3.6	223	-9		0.2	0.6
Friday, January 31, 2014	6:50	0:10	40	48	44	34	-38	2.6	228	-9		0.0	0.4
Friday, January 31, 2014	7:00	0:10	39	47	41	34	45	4.2	228	-9		0.2	1.1
Friday, January 31, 2014	7:10	0:10	41	52	44	33	-29	2.5	230	-9		0.4	1.3
Friday, January 31, 2014	7:20	0:10	39	49	41	34	-38	2.6	233	-9		0.2	1.1
Friday, January 31, 2014	7:30	0:10	40	49	43	35	2	3.7	262	-9		0.4	0.9
Friday, January 31, 2014	7:40	0:10	40	48	44	37	-14	3.4	255	-9		0.2	0.9
Friday, January 31, 2014	7:50	0:10	40	48	43	36	94	4.8	249	-9		0.0	0.4
Friday, January 31, 2014	8:00	0:10	39	48	42	35	85	4.6	244	-8		0.2	0.9
Friday, January 31, 2014	8:10	0:10	38	51	41	34	97	4.9	243	-8		0.2	0.7
Friday, January 31, 2014	8:20	0:10	37	49	41	33	241	5.7	241	-8		0.0	0.6
Friday, January 31, 2014	8:30	0:10	38	50	42	33	334	6.3	237	-7		0.2	0.7
Friday, January 31, 2014	8:40	0:10	39	52	43	33	428	6.9	240	-7		0.4	1.3
Friday, January 31, 2014	8:50	0:10	36	47	39	30	378	6.5	247	-7		0.0	0.6
Friday, January 31, 2014	9:00	0:10	39	60	41	32	419	6.7	261	-7		0.0	0.9
Friday, January 31, 2014	9:10	0:10	36	46	40	31	936	8.6	265	-7		0.7	3.2
Friday, January 31, 2014	9:20	0:07	44	74	44	32	825	8.2	2				

Table B-2: Location B Winter Compliance Evaluation

Date	Time	Duration	Leq	Lmax	L(10)	L(90)	WT E2	WT E2	Onsite Met	Onsite Met	NWS Plymouth	Loc. 6	Loc. 6
	Start Time	(min)	(dBA)	(dBA)	(dBA)	(dBA)	Output (kW)	HH WS (m/s)	WD @ 75m (degrees)	Temp. (°C)	Precip. Obs.	Avg. WS @ 2m (m/s)	Gust WS @ 2m (m/s)
Friday, January 31, 2014	9:30						1016	8.6	264	-7		1.3	2.8
Friday, January 31, 2014	9:40						1067	8.6	266	-7		1.3	3.2
Friday, January 31, 2014	9:50						1138	8.9	266	-6		1.3	3.7
Friday, January 31, 2014	10:00	0:10	36	47	39	31	777	7.9	266	-6		1.1	3.2
Friday, January 31, 2014	10:10	0:10	36	47	39	33	818	8.0	267	-6		1.5	3.7
Friday, January 31, 2014	10:20	0:10	36	46	40	32	1376	9.7	269	-5		1.3	3.3
Friday, January 31, 2014	10:30	0:10	36	44	38	31	1225	9.1	269	-5		1.5	4.6
Friday, January 31, 2014	10:40	0:10	36	51	40	31	1403	9.6	279	-5		1.5	3.2
Friday, January 31, 2014	10:50	0:10	40	58	41	33	1668	10.5	280	-5		1.5	3.9
Friday, January 31, 2014	11:00	0:10	44	62	46	32	1573	10.0	277	-4		1.7	4.8
Friday, January 31, 2014	11:10	0:10	38	52	42	33	1387	9.6	273	-4		1.5	3.9
Friday, January 31, 2014	11:20	0:10	39	50	42	33	1479	9.9	280	-3		1.5	4.1
Friday, January 31, 2014	11:30	0:10	39	50	42	34	1048	8.6	280	-3		1.5	3.9
Friday, January 31, 2014	11:40	0:10	39	48	43	33	748	8.0	278	-3		1.5	3.9
Friday, January 31, 2014	11:50	0:10	41	55	44	34	755	7.9	271	-3		1.5	3.5
Friday, January 31, 2014	12:00	0:10	43	63	46	39	1211	9.1	276	-3		1.5	3.5
Friday, January 31, 2014	12:10	0:10	44	55	47	39	1429	9.8	276	-2		1.3	3.2
Friday, January 31, 2014	12:20	0:10	42	51	45	38	1624	10.5	265	-2		2.0	6.7
Friday, January 31, 2014	12:30	0:10	46	54	48	42	1317	9.6	263	-2		1.3	3.9
Friday, January 31, 2014	12:40	0:10	45	54	48	40	1400	10.1	268	-2		1.7	5.0
Friday, January 31, 2014	12:50	0:10	50	85	47	38	1210	9.4	268	-2		1.5	4.6
Friday, January 31, 2014	13:00	0:10	44	54	46	40	792	8.2	275	-2		1.9	3.7
Friday, January 31, 2014	13:10	0:10	42	54	45	38	1245	9.5	280	-1		0.9	2.6
Friday, January 31, 2014	13:20	0:10	43	52	46	40	1552	10.6	282	-2		1.7	5.2
Friday, January 31, 2014	13:30	0:10	43	51	45	39	1367	9.9	282	-2		1.9	4.4
Friday, January 31, 2014	13:40	0:10	43	56	46	39	1372	10.1	276	-2		1.7	3.7
Friday, January 31, 2014	13:50	0:10	45	57	48	39	1662	11.3	287	-1		1.5	5.2
Friday, January 31, 2014	14:00	0:10	46	53	49	42	1942	12.4	285	-2		1.5	3.3
Friday, January 31, 2014	14:10	0:10	45	53	47	42	1946	13.2	279	-2		2.0	4.8
Friday, January 31, 2014	14:20	0:10	46	53	48	42	1954	12.8	281	-2		2.0	4.8
Friday, January 31, 2014	14:30	0:10	44	52	47	39	1760	11.1	284	-2		1.7	3.7
Friday, January 31, 2014	14:40	0:10	47	73	48	39	1719	10.8	283	-3		1.5	4.4
Friday, January 31, 2014	14:50	0:10	43	65	45	39	1756	10.7	280	-3		1.1	4.1
Friday, January 31, 2014	15:00	0:10	43	53	46	40	1724	10.8	277	-3		1.1	3.2
Friday, January 31, 2014	15:10	0:10	46	58	49	40	1793	10.8	280	-3		1.3	5.4
Friday, January 31, 2014	15:20	0:10	44	54	47	39	1514	10.0	285	-3		1.5	3.7
Friday, January 31, 2014	15:30	0:10	45	67	45	40	1435	9.9	283	-3		1.9	4.1
Friday, January 31, 2014	15:40	0:10	41	55	43	38	871	8.4	286	-3		1.9	3.5
Friday, January 31, 2014	15:50	0:10	40	56	42	36	812	7.9	286	-3		1.3	3.0
Friday, January 31, 2014	16:00	0:10	43	53	45	40	943	8.6	279	-3		1.1	2.4
Friday, January 31, 2014	16:10	0:10	42	55	44	37	699	8.0	279	-3		1.3	3.2
Friday, January 31, 2014	16:20	0:10	40	55	43	36	999	8.5	277	-3		1.3	3.9
Friday, January 31, 2014	16:30	0:10	42	56	44	38	549	7.3	279	-3		1.5	3.2
Friday, January 31, 2014	16:40	0:10	41	54	43	36	672	7.6	279	-4		1.1	2.6
Friday, January 31, 2014	16:50	0:10	40	52	43	37	665	7.6	278	-4		1.1	2.8
Friday, January 31, 2014	17:00	0:10	39	45	41	36	487	6.9	279	-4		1.3	3.5
Friday, January 31, 2014	17:10	0:10	40	50	43	35	1255	9.4	280	-4		1.5	3.2
Friday, January 31, 2014	17:20	0:10	39	45	42	35	1305	9.5	286	-4		1.7	3.3
Friday, January 31, 2014	17:30	0:10	40	46	42	36	1006	8.7	286	-4		1.9	3.3
Friday, January 31, 2014	17:40	0:10	40	58	42	36	882	8.1	276	-4		1.5	3.7
Friday, January 31, 2014	17:50	0:10	41	50	43	37	752	7.7	277	-4		1.5	3.5
Friday, January 31, 2014	18:00	0:10	39	51	42	33	942	8.3	280	-4		1.5	4.1
Friday, January 31, 2014	18:10	0:10	40	50	43	35	1344	9.6	279	-4		1.5	3.3
Friday, January 31, 2014	18:20	0:10	37	42	39	35	1021	8.4	282	-4		1.7	3.9
Friday, January 31, 2014	18:30	0:10	37	43	39	33	1387	9.5	284	-4		1.9	4.1
Friday, January 31, 2014	18:40	0:10	37	41	39	34	1334	9.6	282	-4		1.9	4.4
Friday, January 31, 2014	18:50	0:10	39	48	42	33	1848	11.0	282	-4		1.9	4.1
Friday, January 31, 2014	19:00	0:10	39	46	42	35	1623	10.7	276	-4		1.7	4.1
Friday, January 31, 2014	19:10	0:10	36	44	38	32	1662	10.5	278	-4		1.7	3.3
Friday, January 31, 2014	19:20	0:10	37	47	40	31	1595	10.1	279	-4		1.7	3.5
Friday, January 31, 2014	19:30	0:10	37	44	39	32	1292	9.4	284	-5		1.3	2.8
Friday, January 31, 2014	19:40	0:10	36	43	39	30	1203	9.0	287	-4		1.7	3.9
Friday, January 31, 2014	19:50	0:10	37	48	40	30	1296	9.3	279	-5		0.9	3.2
Friday, January 31, 2014	20:00	0:10	39	54	41	33	1210	9.1	277	-5		1.3	2.8
Friday, January 31, 2014	20:10	0:10	37	44	40	32	1175	8.8	280	-5		1.3	2.8
Friday, January 31, 2014	20:20	0:10	38	49	40	30	1187	9.1	274	-5		1.1	3.2
Friday, January 31, 2014	20:30	0:10	35	42	39	29	1394	9.5	272	-5		1.1	2.4
Friday, January 31, 2014	20:40	0:10	38	49	41	31	1293	9.2	275	-5		1.1	2.8
Friday, January 31, 2014	20:50	0:10	36	44	39	31	1280	9.2	276	-5		1.3	3.0
Friday, January 31, 2014	21:00	0:10	35	42	39	31	844	7.8	279	-5		0.9	2.8
Friday, January 31, 2014	21:10	0:10	37	47	40	29	831	7.9	276	-5		0.9	2.4
Friday, January 31, 2014	21:20	0:10	35	42	39	29	1322	9.4	275	-5		0.9	2.6
Friday, January 31, 2014	21:30	0:10	37	42	40	30	1525	9.9	274	-5		1.3	2.8
Friday, January 31, 2014	21:40	0:10	35	42	38	30	1504	9.7	278	-5		0.9	2.4
Friday, January 31, 2014	21:50	0:10	38	48	40	32	1600	9.9	278	-5		0.9	3.2
Friday, January 31, 2014	22:00	0:10	35	42	39	28	1301	9.3	275	-5		0.9	2.4
Friday, January 31, 2014	22:10	0:10	36	46	38	31	1589	10.0	274	-5		0.6	1.9
Friday, January 31, 2014	22:20	0:10	33	40	36	28	1518	10.0	274	-5		0.2	1.3
Friday, January 31, 2014	22:30	0:10	36	48	38	25	1058	8.7	274	-5		0.2	1.7
Friday, January 31, 2014	22:40	0:10	36	46	39	28	992	8.5	274	-5		0.6	1.9
Friday, January 31, 2014	22:50	0:10	31	40	34	25	776	7.6	276	-5		0.6	2.4
Friday, January 31, 2014	23:00	0:10	29	41	34	24	696	7.5	273	-5		0.7	1.9
Friday, January 31, 2014	23:10	0:10	32	42	35	25	924	8.3	275	-6		0.6	2.0
Friday, January 31, 2014	23:20	0:10	35	47	39	27	1348	9.4	277	-6		0.4	1.1
Friday, January 31, 2014	23:30	0:10	36	49	41	28	1464	9.6	277	-6		0.4	1.5
Friday, January 31, 2014	23:40	0:10	35	47	38	27	1371	9.6	278	-6		0.4	1.9
Friday, January 31, 2014	23:50	0:10	33	41	36	28	1526	9.9	281	-6		0.2	2.2
Saturday, February 01, 2014	0:00	0:10	33	46	37	22	1506	10.0	280	-6		0.0	0.6
Saturday, February 01, 2014	0:10	0:10	33	45	35	22	1520	9.9	279	-6		0.2	0.7
Saturday, February 01, 2014	0:20	0:10	34	48	38	23	1557	10.1	276	-6		0.2	0.9
Saturday, February 01, 2014	0:30	0:10	32	44	36	24	1700	10.4	278	-5		0.6	1.7
Saturday, February 01, 2014	0:40	0:10	31	45	34	23	1714	10.4	277	-5		0.9	2.2
Saturday, February 01, 2014	0:50	0:10	28	39	31	22	1531	9.9	277	-5		0.7	2.2
Saturday, February 01, 2014	1:00	0:10	28	42	32	22	1567	10.0	277	-5		0.6	2.0
Saturday, February 01, 2014	1:10	0:10	23	31	25	21	1680	10.3	281	-5		0.4	1.5
Saturday, February 01, 2014	1:20	0:10	24	33	26	21	1306	9.3	284	-5		0.4	1.9
Saturday, February 01, 2014	1:30	0:10	31	46	36	21	1095	8.9	286	-5		0.4	2.6
Saturday, February 01, 2014	1:40	0:10	27	42	30	22	1089	8.9	287	-5		0.4	1.7
Saturday, February 01, 2014	1:50	0:10	23	29	24	21	822	8.0	286	-5		0.2	1.3
Saturday, February 01, 2014	2:00	0:10	23	34	25	20	795	8.0	280	-5		0.4	1.9
Saturday, February 01, 2014	2:10	0:10	25	39	26	21	785	7.9	281				

Table B-2: Location B Winter Compliance Evaluation

Date	Time	Duration	Leq	Lmax	L(10)	L(90)	WT E2	WT E2	Onsite Met	Onsite Met	NWS Plymouth	Loc. 6	Loc. 6
	Start Time	(min)	(dBA)	(dBA)	(dBA)	(dBA)	Output (kW)	HH WS (m/s)	WD @ 75m (degrees)	Temp. (°C)	Precip. Obs.	Avg. WS @ 2m (m/s)	Gust WS @ 2m (m/s)
Saturday, February 01, 2014	2:30	0:10	27	41	29	22	569	7.0	279	-6		0.4	0.9
Saturday, February 01, 2014	2:40	0:10	23	30	25	20	433	6.6	278	-6		0.2	0.9
Saturday, February 01, 2014	2:50	0:10	22	27	23	20	446	6.7	279	-6		0.2	0.9
Saturday, February 01, 2014	3:00	0:10	27	41	31	20	355	6.4	279	-6		0.0	0.4
Saturday, February 01, 2014	3:10	0:10	21	29	22	19	354	6.2	278	-6		0.2	0.7
Saturday, February 01, 2014	3:20	0:10	27	41	27	20	278	5.9	277	-6		0.0	0.0
Saturday, February 01, 2014	3:30	0:10	29	42	33	21	311	6.1	277	-6		0.2	0.7
Saturday, February 01, 2014	3:40	0:10	35	52	36	20	129	4.9	276	-6		0.0	0.4
Saturday, February 01, 2014	3:50	0:10	27	43	28	18	24	3.9	272	-6		0.2	0.7
Saturday, February 01, 2014	4:00	0:10	19	23	20	18	46	4.3	265	-5		0.2	1.5
Saturday, February 01, 2014	4:10	0:10	35	48	37	24	14	3.9	256	-5		0.4	2.0
Saturday, February 01, 2014	4:20	0:10	27	35	31	20	73	4.6	258	-5		0.4	1.1
Saturday, February 01, 2014	4:30	0:10	32	44	37	20	41	4.1	256	-5		0.2	1.1
Saturday, February 01, 2014	4:40	0:10	25	35	29	20	10	3.7	260	-5		0.0	0.7
Saturday, February 01, 2014	4:50	0:10	30	40	34	19	-40	2.6	261	-5		0.0	0.9
Saturday, February 01, 2014	5:00	0:10	32	44	36	20	-34	3.0	260	-5		0.0	0.6
Saturday, February 01, 2014	5:10	0:10	31	46	34	23	-37	2.7	266	-6		0.2	1.9
Saturday, February 01, 2014	5:20	0:10	30	40	34	21	-23	3.3	264	-6		0.2	1.1
Saturday, February 01, 2014	5:30	0:10	33	46	37	23	-23	3.2	260	-6		0.2	0.9
Saturday, February 01, 2014	5:40	0:10	35	45	38	27	2	3.7	258	-6		0.2	1.3
Saturday, February 01, 2014	5:50	0:10	33	52	37	23	63	4.3	262	-6		0.2	0.9
Saturday, February 01, 2014	6:00	0:10	31	39	35	23	64	4.2	265	-6		0.0	0.2
Saturday, February 01, 2014	6:10	0:10	36	46	39	23	67	4.4	268	-6		0.0	0.6
Saturday, February 01, 2014	6:20	0:10	35	45	38	25	33	4.3	267	-7		0.4	0.9
Saturday, February 01, 2014	6:30	0:10	36	43	39	30	71	4.5	266	-7		0.0	0.0
Saturday, February 01, 2014	6:40	0:10	36	45	40	28	104	4.8	263	-6		0.0	0.0
Saturday, February 01, 2014	6:50	0:10	38	46	41	32	145	4.9	261	-6		0.0	0.0
Saturday, February 01, 2014	7:00	0:10	45	61	49	36	89	4.4	261	-7		0.0	0.0
Saturday, February 01, 2014	7:10	0:10	46	57	49	39	53	4.4	261	-7		0.0	0.0
Saturday, February 01, 2014	7:20	0:10	43	53	47	36	103	4.4	255	-6		0.0	0.0
Saturday, February 01, 2014	7:30	0:10	41	49	45	34	108	4.6	249	-6		0.0	0.0
Saturday, February 01, 2014	7:40	0:10	42	50	45	37	105	4.6	249	-6		0.0	0.0
Saturday, February 01, 2014	7:50	0:10	39	56	41	33	71	4.3	255	-6		0.2	0.6
Saturday, February 01, 2014	8:00	0:10	40	50	42	35	126	4.9	256	-6		0.0	0.7
Saturday, February 01, 2014	8:10	0:10	40	48	42	35	147	5.0	255	-5		0.0	0.4
Saturday, February 01, 2014	8:20	0:10	38	44	40	33	99	4.6	246	-5		0.0	0.0
Saturday, February 01, 2014	8:30	0:10	38	46	39	35	64	4.4	244	-5		0.0	0.6
Saturday, February 01, 2014	8:40	0:10	39	46	41	34	48	4.2	243	-5		0.2	0.7
Saturday, February 01, 2014	8:50	0:10	40	50	43	34	21	3.9	228	-4		0.0	0.6
Saturday, February 01, 2014	9:00	0:10	39	49	42	34	18	3.9	227	-4		0.4	1.1
Saturday, February 01, 2014	9:10	0:10	38	51	39	34	-24	3.2	217	-4		0.4	1.3
Saturday, February 01, 2014	9:20	0:10	36	51	38	31	-41	2.5	204	-3		0.2	0.9
Saturday, February 01, 2014	9:30	0:10	56	89	45	34	-39	2.2	196	-3		0.2	1.5
Saturday, February 01, 2014	9:40	0:10	38	57	40	33	-41	2.2	170	-3		0.7	1.5
Saturday, February 01, 2014	9:50	0:10	37	44	39	33	-40	1.8	160	-3		0.6	1.9
Saturday, February 01, 2014	10:00	0:10	37	43	39	34	-39	1.1	169	-3		0.7	1.5
Saturday, February 01, 2014	10:10	0:10	36	40	38	32	-38	2.0	192	-3		0.6	1.7
Saturday, February 01, 2014	10:20	0:10	39	49	42	34	-38	2.2	198	-3		0.4	1.1
Saturday, February 01, 2014	10:30	0:10	36	51	38	32	-38	1.9	202	-2		0.2	1.1
Saturday, February 01, 2014	10:40	0:10	39	55	39	33	-24	2.0	229	-2		0.4	1.1
Saturday, February 01, 2014	10:50	0:10	38	54	39	32	-20	1.7	246	-2		0.2	0.9
Saturday, February 01, 2014	11:00	0:10	36	47	38	32	-20	1.3	254	-2		0.6	1.3
Saturday, February 01, 2014	11:10	0:10	38	57	38	31	-20	0.7	252	-1		0.4	1.1
Saturday, February 01, 2014	11:20	0:10	42	56	44	32	-20	0.7	221	-1		0.6	1.1
Saturday, February 01, 2014	11:30	0:10	37	46	39	33	-20	0.9	231	-1		0.6	1.7
Saturday, February 01, 2014	11:40	0:10	39	55	41	34	-20	0.9	211	-1		0.6	2.2
Saturday, February 01, 2014	11:50	0:10	37	49	40	31	-21	0.9	230	-1		0.7	1.7
Saturday, February 01, 2014	12:00	0:10	38	47	40	33	-20	2.0	204	0		0.4	1.5
Saturday, February 01, 2014	12:10	0:10	47	64	49	35	-20	2.7	206	0		0.6	1.9
Saturday, February 01, 2014	12:20	0:10	38	55	42	33	-23	3.0	226	0		0.4	1.1
Saturday, February 01, 2014	12:30	0:10	39	56	41	33	-27	2.9	208	0		0.7	1.9
Saturday, February 01, 2014	12:40	0:10	47	64	50	33	-27	2.4	226	0		0.6	1.5
Saturday, February 01, 2014	12:50	0:10	41	52	44	34	-26	2.3	217	0		0.6	1.5
Saturday, February 01, 2014	13:00	0:10	38	52	40	32	-5	3.3	202	0		0.9	2.2
Saturday, February 01, 2014	13:10	0:10	37	42	39	33	-21	3.0	165	0		0.4	1.9
Saturday, February 01, 2014	13:20	0:10	38	47	40	34	-24	2.8	187	0		0.7	1.5
Saturday, February 01, 2014	13:30	0:10	37	47	40	34	-27	2.9	173	0		0.4	1.7
Saturday, February 01, 2014	13:40	0:10	37	47	39	32	-26	2.7	178	0		0.7	2.0
Saturday, February 01, 2014	13:50	0:10	37	45	39	33	15	3.6	152	0		0.6	1.7
Saturday, February 01, 2014	14:00	0:10	38	48	40	33	15	3.7	156	0		0.6	1.7
Saturday, February 01, 2014	14:10	0:10	37	47	40	33	25	3.7	143	0		0.2	1.1
Saturday, February 01, 2014	14:20	0:10	36	49	38	31	50	4.0	142	-1		0.4	1.3
Saturday, February 01, 2014	14:30	0:10	38	54	40	34	19	3.8	145	-1		0.7	1.9
Saturday, February 01, 2014	14:40	0:10	35	42	37	31	45	4.3	141	-1		0.9	1.9
Saturday, February 01, 2014	14:50	0:10	36	42	38	32	112	4.8	136	-1		1.1	2.8
Saturday, February 01, 2014	15:00	0:10	40	47	43	34	142	5.1	141	-1		0.7	2.0
Saturday, February 01, 2014	15:10	0:10	40	50	42	37	113	4.8	146	-1		0.9	2.2
Saturday, February 01, 2014	15:20	0:10	40	47	42	37	104	4.7	140	-1		0.7	1.5
Saturday, February 01, 2014	15:30	0:10	40	47	42	37	36	4.0	140	-1		0.9	2.4
Saturday, February 01, 2014	15:40	0:10	39	45	41	35	-23	3.1	144	-1		0.6	1.7
Saturday, February 01, 2014	15:50	0:10	40	55	43	34	26	3.9	145	-1		0.7	1.7
Saturday, February 01, 2014	16:00	0:10	37	43	40	34	-18	3.3	154	-1		0.4	1.9
Saturday, February 01, 2014	16:10	0:10	36	41	38	32	-39	2.3	159	-1		0.6	2.6
Saturday, February 01, 2014	16:20	0:10	38	43	40	35	43	3.9	164	-2		0.9	2.4
Saturday, February 01, 2014	16:30	0:10	37	46	40	34	-6	3.8	157	-2		1.1	3.2
Saturday, February 01, 2014	16:40	0:10	38	47	40	33	18	3.9	155	-2		0.6	1.9
Saturday, February 01, 2014	16:50	0:10	37	43	39	31	-4	3.6	148	-2		0.6	1.5
Saturday, February 01, 2014	17:00	0:10	37	45	40	32	-19	3.0	144	-2		0.7	1.7
Saturday, February 01, 2014	17:10	0:10	39	48	42	34	5	3.8	147	-2		0.7	1.7
Saturday, February 01, 2014	17:20	0:10	39	46	42	35	-8	3.7	148	-2		0.4	1.7
Saturday, February 01, 2014	17:30	0:10	40	47	43	35	11	3.8	156	-2		0.2	1.3
Saturday, February 01, 2014	17:40	0:10	39	45	42	34	74	4.5	157	-1		1.1	2.4
Saturday, February 01, 2014	17:50	0:10	41	52	44	37	84	4.5	162	-1		0.4	2.0
Saturday, February 01, 2014	18:00	0:10	39	46	42	35	95	4.3	165	-2		0.0	1.5
Saturday, February 01, 2014	18:10	0:10	36	41	39	32	60	4.1	166	-2		0.6	1.5
Saturday, February 01, 2014	18:20	0:10	36	44	38	33	214	5.6	164	-2		0.9	2.4
Saturday, February 01, 2014	18:30	0:10	38	45	41	35	155	5.0	160	-3		0.9	2.0
Saturday, February 01, 2014	18:40	0:10	38	45	40	36	111	4.4	160	-3		0.9	1.7
Saturday, February 01, 2014	18:50	0:10	38	45	39	35	73	4.4	162	-3	1	1.1	2.2
Saturday, February 01, 2014	19:00	0:10	38	45	41	35	80	4.3	165	-3	1	0.6	2.0
Saturday, February 01, 2014	19:10	0:10	37	46	40	34	74	4.0	165	-3	1	0.4	1.5
Saturday, February 01, 2014	19:20	0:10	38	59	37	33	165	5.0	165	-2	1	0.7	2.2

</

Table B-2: Location B Winter Compliance Evaluation

Date	Time	Duration	Leq	Lmax	L(10)	L(90)	WT E2	WT E2	Onsite Met	Onsite Met	NWS Plymouth	Loc. 6	Loc. 6
	Start Time	(min)	(dBA)	(dBA)	(dBA)	(dBA)	Output (kW)	HH WS (m/s)	WD @ 75m (degrees)	Temp. (°C)	Precip. Obs.	Avg. WS @ 2m (m/s)	Gust WS @ 2m (m/s)
Saturday, February 01, 2014	19:30	0:10	32	41	34	31	137	4.5	163	-2	1	1.1	2.8
Saturday, February 01, 2014	19:40	0:10	31	36	33	28	28	3.8	160	-2	1	1.1	2.4
Saturday, February 01, 2014	19:50	0:10	30	36	32	29	33	4.1	156	-2	1	1.1	2.2
Saturday, February 01, 2014	20:00	0:10	31	38	33	29	136	5.0	157	-2	1	1.1	2.6
Saturday, February 01, 2014	20:10	0:10	31	39	33	29	106	4.8	159	-2	1	1.3	2.8
Saturday, February 01, 2014	20:20	0:10	31	37	33	29	33	4.1	156	-2	1	1.1	2.8
Saturday, February 01, 2014	20:30	0:10	33	46	35	30	-20	3.2	157	-2	1	0.6	1.7
Saturday, February 01, 2014	20:40	0:10	31	40	33	29	-29	3.2	151	-2	1	0.9	2.0
Saturday, February 01, 2014	20:50	0:10	33	43	36	30	22	3.8	158	-3	1	0.9	3.2
Saturday, February 01, 2014	21:00	0:10	33	41	35	29	176	5.1	156	-3	1	1.5	4.3
Saturday, February 01, 2014	21:10	0:10	35	45	39	28	97	4.6	154	-3	1	1.3	2.4
Saturday, February 01, 2014	21:20	0:10	32	42	34	28	150	5.0	154	-3	1	0.9	2.6
Saturday, February 01, 2014	21:30	0:10	32	49	35	27	56	4.2	155	-3	1	0.9	1.9
Saturday, February 01, 2014	21:40	0:10	34	43	37	27	205	5.5	154	-3	1	0.7	2.6
Saturday, February 01, 2014	21:50	0:10	36	44	39	31	151	5.2	157	-3	1	0.4	1.7
Saturday, February 01, 2014	22:00	0:10	36	46	38	31	130	4.9	159	-3	1	0.9	3.3
Saturday, February 01, 2014	22:10	0:10	36	49	38	30	52	4.1	162	-4	1	0.2	0.9
Saturday, February 01, 2014	22:20	0:10	31	36	34	27	85	4.3	165	-4	1	0.0	0.6
Saturday, February 01, 2014	22:30	0:10	32	39	35	28	68	4.5	168	-4	1	0.0	0.4
Saturday, February 01, 2014	22:40	0:10	30	37	34	26	70	4.3	170	-3	1	0.0	1.1
Saturday, February 01, 2014	22:50	0:10	30	40	33	26	33	3.9	167	-3	1	0.0	0.7
Saturday, February 01, 2014	23:00	0:10	31	41	34	27	64	4.3	169	-3	1	0.0	0.6
Saturday, February 01, 2014	23:10	0:10	35	48	37	30	115	4.8	173	-3	1	0.0	0.6
Saturday, February 01, 2014	23:20	0:10	34	41	36	30	200	5.4	172	-3	1	0.2	0.9
Saturday, February 01, 2014	23:30	0:10	33	41	36	31	152	5.1	170	-3	1	0.4	1.1
Saturday, February 01, 2014	23:40	0:10	33	39	36	30	104	4.5	173	-3	1	0.2	1.3
Saturday, February 01, 2014	23:50	0:10	32	39	34	28	-29	4.5	177	-3	1	0.4	1.3
Sunday, February 02, 2014	0:00	0:10	31	38	34	27	-40	4.4	186	-3	1	0.0	0.6
Sunday, February 02, 2014	0:10	0:10	28	36	30	25	-39	5.5	189	-3	1	0.2	0.9
Sunday, February 02, 2014	0:20	0:10	33	44	36	28	-38	4.4	192	-3	1	0.0	0.7
Sunday, February 02, 2014	0:30	0:10	33	43	35	29	-37	4.5	192	-2	1	0.2	0.9
Sunday, February 02, 2014	0:40	0:10	30	36	32	28	-38	4.2	193	-2	1	0.0	0.7
Sunday, February 02, 2014	0:50	0:10	28	37	31	24	-29	3.0	195	-2	1	0.2	0.9
Sunday, February 02, 2014	1:00	0:10	28	38	33	22	-21	4.1	193	-2	1	0.4	1.3
Sunday, February 02, 2014	1:10	0:10	28	40	31	22	-20	2.2	201	-2	1	0.4	1.7
Sunday, February 02, 2014	1:20	0:10	28	38	33	21	-21	3.0	204	-2	1	0.4	1.3
Sunday, February 02, 2014	1:30	0:10	24	35	26	21	-19	2.6	206	-2	1	0.2	0.9
Sunday, February 02, 2014	1:40	0:10	24	34	24	21	-20	1.4	213	-2	1	0.2	0.9
Sunday, February 02, 2014	1:50	0:10	31	46	34	20	-20	2.9	209	-2	1	0.2	0.7
Sunday, February 02, 2014	2:00	0:10	25	37	27	22	-20	3.1	203	-2	1	0.2	1.1
Sunday, February 02, 2014	2:10	0:10	23	32	26	19	-20	1.8	206	-2	1	0.0	0.6
Sunday, February 02, 2014	2:20	0:10	22	32	25	19	-20	3.2	211	-2	1	0.0	0.6
Sunday, February 02, 2014	2:30	0:10	22	31	25	19	-20	2.3	207	-2	1	0.0	0.7
Sunday, February 02, 2014	2:40	0:10	29	41	33	19	-19	2.4	212	-2	1	0.0	0.6
Sunday, February 02, 2014	2:50	0:10	24	35	27	17	-20	2.3	214	-2	1	0.2	0.7
Sunday, February 02, 2014	3:00	0:10	22	34	24	18	-20	2.4	217	-2	1	0.0	0.0
Sunday, February 02, 2014	3:10	0:10	22	31	23	18	-20	1.3	218	-1	1	0.0	0.6
Sunday, February 02, 2014	3:20	0:10	20	23	21	19	-19	2.0	224	-2	1	0.0	0.0
Sunday, February 02, 2014	3:30	0:10	22	33	23	19	-19	2.3	222	-1	1	0.0	0.0
Sunday, February 02, 2014	3:40	0:10	29	43	30	22	-19	2.5	224	-1	1	0.0	0.0
Sunday, February 02, 2014	3:50	0:10	27	35	28	25	-20	3.2	225	-1	1	0.0	0.6
Sunday, February 02, 2014	4:00	0:10	26	36	27	22	-20	3.6	221	-1	1	0.2	0.6
Sunday, February 02, 2014	4:10	0:10	24	34	25	21	-20	3.3	225	-1	1	0.2	0.9
Sunday, February 02, 2014	4:20	0:10	27	36	32	21	-20	1.5	229	-1	1	0.2	0.9
Sunday, February 02, 2014	4:30	0:10	23	28	25	22	-20	2.3	226	-1	1	0.2	0.7
Sunday, February 02, 2014	4:40	0:10	30	42	32	23	-18	2.7	234	-1	1	0.0	0.0
Sunday, February 02, 2014	4:50	0:10	27	34	28	25	18	3.8	232	-1	1	0.2	0.7
Sunday, February 02, 2014	5:00	0:10	31	46	32	24	23	3.7	249	-1	1	0.0	0.0
Sunday, February 02, 2014	5:10	0:10	30	42	34	23	-19	3.1	249	-1	1	0.2	0.9
Sunday, February 02, 2014	5:20	0:10	29	39	33	24	-26	2.4	245	0	1	0.0	0.7
Sunday, February 02, 2014	5:30	0:10	29	40	33	24	-19	3.3	252	0	1	0.0	0.7
Sunday, February 02, 2014	5:40	0:10	28	38	32	23	-25	2.8	247	0	1	0.0	0.7
Sunday, February 02, 2014	5:50	0:10	28	36	32	23	-20	3.1	265	0	1	0.4	0.9
Sunday, February 02, 2014	6:00	0:10	30	40	34	24	16	3.8	260	-1	1	0.2	0.9
Sunday, February 02, 2014	6:10	0:10	32	42	36	26	92	4.7	253	0	1	0.2	0.9
Sunday, February 02, 2014	6:20	0:10	32	37	35	26	687	7.5	254	0	1	0.0	0.6
Sunday, February 02, 2014	6:30	0:10	39	53	38	29	1134	9.1	268	0	1	0.0	0.7
Sunday, February 02, 2014	6:40	0:10	37	54	38	30	252	5.3	260	0	1	0.0	0.9
Sunday, February 02, 2014	6:50	0:10	39	55	41	29	252	5.7	252	0	1	0.2	0.6
Sunday, February 02, 2014	7:00	0:10	34	41	37	27	211	5.4	254	0	1	0.2	0.7
Sunday, February 02, 2014	7:10	0:10	43	60	43	30	401	6.7	263	0	1	0.0	0.0
Sunday, February 02, 2014	7:20	0:10	36	57	38	29	499	7.1	263	0	1	0.0	0.4
Sunday, February 02, 2014	7:30	0:10	33	39	36	27	416	6.7	267	0	1	0.2	0.7
Sunday, February 02, 2014	7:40	0:10	37	47	40	31	720	7.9	272	1	1	0.2	1.1
Sunday, February 02, 2014	7:50	0:10	41	57	44	30	1088	9.1	272	0	1	0.2	0.9
Sunday, February 02, 2014	8:00	0:10	38	49	41	30	966	8.4	275	1	1	0.2	0.9
Sunday, February 02, 2014	8:10	0:10	35	50	38	29	533	7.0	273	1	1	0.0	0.9
Sunday, February 02, 2014	8:20	0:10	36	46	39	32	740	7.9	272	1	1	0.2	1.3
Sunday, February 02, 2014	8:30	0:10	37	46	40	33	631	7.5	277	1	1	0.6	1.9
Sunday, February 02, 2014	8:40	0:10	36	45	38	32	436	6.7	284	1	1	0.2	1.7
Sunday, February 02, 2014	8:50	0:10	40	55	43	34	553	7.2	282	1	1	0.7	1.7
Sunday, February 02, 2014	9:00	0:10	37	47	39	33	966	8.6	281	1	1	0.6	2.2
Sunday, February 02, 2014	9:10	0:10	36	45	38	31	721	7.6	294	2	1	0.2	1.1
Sunday, February 02, 2014	9:20	0:10	37	48	40	33	535	6.9	287	2	1	0.2	0.9
Sunday, February 02, 2014	9:30	0:10	37	43	39	32	680	7.4	276	2	1	0.7	1.7
Sunday, February 02, 2014	9:40	0:10	37	50	39	34	1242	9.3	276	2	1	0.6	1.5
Sunday, February 02, 2014	9:50	0:10	37	47	38	32	1135	9.0	278	2	1	1.1	3.0
Sunday, February 02, 2014	10:00	0:10	41	58	44	33	986	8.7	276	2	1	1.1	2.6
Sunday, February 02, 2014	10:10	0:10	48	61	51	37	748	7.8	273	2	1	0.9	3.3
Sunday, February 02, 2014	10:20	0:10	44	61	41	34	652	7.2	280	2	1	0.4	2.2
Sunday, February 02, 2014	10:30	0:10	37	44	40	33	413	6.5	284	2	1	0.4	1.9
Sunday, February 02, 2014	10:40	0:10	36	43	39	32	375	6.2	282	2	1	0.7	1.9
Sunday, February 02, 2014	10:50	0:10	37	44	40	33	367	6.3	283	2	1	0.7	1.7
Sunday, February 02, 2014	11:00	0:10	37	41	39	33	369	6.3	289	1	1	0.6	1.9
Sunday, February 02, 2014	11:10	0:10	40	51	42	36	377	6.3	286	1	1	0.9	2.2
Sunday, February 02, 2014	11:20	0:10	37	41	39	33	192	5.3	293	2	1	0.9	3.0
Sunday, February 02, 2014	11:30	0:10	38	44	40	34	267	5.9	290	2	1	1.1	2.2
Sunday, February 02, 2014	11:40	0:10	37	42	40	33	239	5.6	280	2	1	1.3	3.3
Sunday, February 02, 2014	11:50	0:10	38	46	40	34	149	4.9	279	2	1	1.3	2.6
Sunday, February 02, 2014	12:00	0:10	39	46	41	35	78	4.1	281	2	1	1.1	3.0
Sunday, February 02, 2014	12:10	0:10											

Table B-2: Location B Winter Compliance Evaluation

Date	Time	Duration	Leq	Lmax	L(10)	L(90)	WT E2	WT E2	Onsite Met	Onsite Met	NWS Plymouth	Loc. 6	Loc. 6
	Start Time	(min)	(dBA)	(dBA)	(dBA)	(dBA)	Output (kW)	HH WS (m/s)	WD @ 75m (degrees)	Temp. (°C)	Precip. Obs.	Avg. WS @ 2m (m/s)	Gust WS @ 2m (m/s)
Sunday, February 02, 2014	12:30	0:10	40	49	42	36	156	5.0	277	2		1.3	3.3
Sunday, February 02, 2014	12:40	0:10	39	43	41	35	188	5.4	282	2		0.7	2.4
Sunday, February 02, 2014	12:50	0:10	40	51	42	35	244	5.8	287	1		0.9	3.0
Sunday, February 02, 2014	13:00	0:10	41	54	43	36	235	5.6	286	2		0.7	2.0
Sunday, February 02, 2014	13:10	0:10	40	49	43	36	277	5.8	285	1		0.6	1.9
Sunday, February 02, 2014	13:20	0:10	39	44	41	35	96	4.1	287	1		0.9	2.4
Sunday, February 02, 2014	13:30	0:10	39	55	41	35	-2	2.8	281	1		0.7	2.2
Sunday, February 02, 2014	13:40	0:10	38	45	41	34	70	4.3	280	1		0.9	1.9
Sunday, February 02, 2014	13:50	0:10	40	50	42	36	140	4.8	268	2		0.6	1.7
Sunday, February 02, 2014	14:00	0:10	40	46	42	36	134	4.8	290	2		0.7	3.0
Sunday, February 02, 2014	14:10	0:10	39	45	41	34	353	6.2	291	1		0.9	2.6
Sunday, February 02, 2014	14:20	0:10	41	47	44	36	296	6.1	296	1		0.6	2.4
Sunday, February 02, 2014	14:30	0:10	41	49	44	34	244	5.7	305	1		0.4	1.9
Sunday, February 02, 2014	14:40	0:10	41	49	44	31	224	5.5	303	1		0.6	1.9
Sunday, February 02, 2014	14:50	0:10	43	56	45	40	452	6.8	304	1		0.6	1.9
Sunday, February 02, 2014	15:00	0:10	44	52	46	39	461	6.7	301	1		0.4	1.5
Sunday, February 02, 2014	15:10	0:10	42	51	45	36	545	7.1	305	0		0.4	1.7
Sunday, February 02, 2014	15:20	0:10	42	50	44	37	551	7.2	305	0		0.4	1.7
Sunday, February 02, 2014	15:30	0:10	42	52	45	37	423	6.5	303	0		0.4	1.3
Sunday, February 02, 2014	15:40	0:10	41	48	44	37	620	7.4	306	0		0.4	1.5
Sunday, February 02, 2014	15:50	0:10	41	58	42	36	561	7.2	307	0		0.4	1.5
Sunday, February 02, 2014	16:00	0:10	40	45	42	37	628	7.3	307	0		0.6	2.0
Sunday, February 02, 2014	16:10	0:10	40	46	42	34	768	7.9	309	0		0.6	1.3
Sunday, February 02, 2014	16:20	0:10	40	46	42	35	802	8.2	311	0		0.4	1.5
Sunday, February 02, 2014	16:30	0:10	41	50	43	37	878	8.4	310	0		0.2	0.9
Sunday, February 02, 2014	16:40	0:10	41	48	44	36	703	7.6	306	0		0.2	1.3
Sunday, February 02, 2014	16:50	0:10	40	49	43	34	596	7.3	307	0		0.2	0.9
Sunday, February 02, 2014	17:00	0:10	41	49	43	36	480	7.0	304	-1		0.4	1.3
Sunday, February 02, 2014	17:10	0:10	42	50	45	36	491	6.9	307	-1		0.2	0.7
Sunday, February 02, 2014	17:20	0:10	41	51	43	34	546	7.2	312	-1		0.6	1.7
Sunday, February 02, 2014	17:30	0:10	39	46	41	35	672	7.8	305	-1		0.6	1.9
Sunday, February 02, 2014	17:40	0:10	39	44	41	34	607	7.5	311	-1		0.7	2.0
Sunday, February 02, 2014	17:50	0:10	38	47	41	33	904	8.5	305	-1		0.7	2.0
Sunday, February 02, 2014	18:00	0:10	39	48	43	34	882	8.7	316	-1		0.7	1.9
Sunday, February 02, 2014	18:10	0:10	38	45	42	33	914	8.6	306	-1		0.9	1.9
Sunday, February 02, 2014	18:20	0:10	36	49	39	31	1027	9.1	308	-1		0.7	2.2
Sunday, February 02, 2014	18:30	0:10	39	51	41	34	686	8.2	307	-1		0.7	2.2
Sunday, February 02, 2014	18:40	0:10	38	47	42	31	747	8.5	316	-1		0.7	2.0
Sunday, February 02, 2014	18:50	0:10	37	45	40	30	914	8.9	315	-1	1	1.1	2.2
Sunday, February 02, 2014	19:00	0:10	37	45	40	30	1056	9.5	317	-1	1	0.9	2.0
Sunday, February 02, 2014	19:10	0:10	38	47	42	30	1073	9.6	319	-1	1	0.7	1.9
Sunday, February 02, 2014	19:20	0:10	35	43	39	27	905	8.9	318	-1	1	0.6	1.5
Sunday, February 02, 2014	19:30	0:10	36	44	40	27	731	8.3	319	-1	1	0.6	1.9
Sunday, February 02, 2014	19:40	0:10	40	54	44	29	1131	9.6	324	-1	1	0.4	2.4
Sunday, February 02, 2014	19:50	0:10	37	44	41	28	1043	9.2	325	-1		0.7	2.4
Sunday, February 02, 2014	20:00	0:10	35	42	38	28	914	8.8	321	-1		0.4	1.7
Sunday, February 02, 2014	20:10	0:10	33	44	36	24	849	8.6	324	-1		0.7	3.2
Sunday, February 02, 2014	20:20	0:10	36	47	39	30	653	8.0	321	-2		0.2	0.9
Sunday, February 02, 2014	20:30	0:10	35	46	39	28	739	8.2	320	-2		0.4	2.0
Sunday, February 02, 2014	20:40	0:10	38	47	42	30	1273	10.1	316	-2		0.6	2.4
Sunday, February 02, 2014	20:50	0:10	38	49	40	29	1468	10.6	321	-2		0.6	1.7
Sunday, February 02, 2014	21:00	0:10	34	42	38	29	1159	9.3	322	-2		0.6	1.7
Sunday, February 02, 2014	21:10	0:10	33	45	37	25	1493	10.7	318	-2		0.7	2.2
Sunday, February 02, 2014	21:20	0:10	34	45	37	27	1192	9.5	316	-2		0.7	1.9
Sunday, February 02, 2014	21:30	0:10	35	42	39	28	1267	9.8	313	-2		0.6	1.9
Sunday, February 02, 2014	21:40	0:10	37	54	40	27	1344	9.9	319	-2		0.9	2.2
Sunday, February 02, 2014	21:50	0:10	37	46	39	33	1508	10.4	318	-2		0.7	2.4
Sunday, February 02, 2014	22:00	0:10	35	47	38	28	1412	9.9	321	-2		0.6	1.7
Sunday, February 02, 2014	22:10	0:10	34	41	37	28	1385	9.9	320	-3		0.7	2.0
Sunday, February 02, 2014	22:20	0:10	33	41	36	29	1364	9.8	324	-3		0.7	2.2
Sunday, February 02, 2014	22:30	0:10	33	42	37	27	1477	10.5	321	-3		0.7	2.2
Sunday, February 02, 2014	22:40	0:10	35	44	39	29	1505	10.4	318	-3		1.1	2.4
Sunday, February 02, 2014	22:50	0:10	34	43	37	29	1680	11.3	313	-3		1.1	2.8
Sunday, February 02, 2014	23:00	0:10	32	40	35	29	1182	9.7	322	-3		1.3	4.1
Sunday, February 02, 2014	23:10	0:10	33	41	36	30	1072	9.1	327	-3		0.9	3.2
Sunday, February 02, 2014	23:20	0:10	34	40	36	30	995	8.8	326	-4		0.9	2.4
Sunday, February 02, 2014	23:30	0:10	35	47	38	30	1066	8.9	328	-4		1.5	4.4
Sunday, February 02, 2014	23:40	0:10	31	37	34	28	564	7.4	326	-4		0.9	3.0
Sunday, February 02, 2014	23:50	0:10	29	33	32	27	740	8.1	323	-4		1.3	4.8
Monday, February 03, 2014	0:00	0:10	30	39	33	26	978	8.9	325	-5		1.3	4.3
Monday, February 03, 2014	0:10	0:10	29	37	32	25	754	7.9	326	-5		1.3	5.2
Monday, February 03, 2014	0:20	0:10	33	44	39	26	516	7.0	327	-5		1.1	3.5
Monday, February 03, 2014	0:30	0:10	31	39	35	25	376	6.5	323	-5		1.1	2.8
Monday, February 03, 2014	0:40	0:10	30	40	33	26	368	6.6	327	-5		1.3	4.1
Monday, February 03, 2014	0:50	0:10	31	41	34	26	698	7.5	324	-5		0.9	2.6
Monday, February 03, 2014	1:00	0:10	27	35	29	24	723	7.9	321	-5		1.1	3.7
Monday, February 03, 2014	1:10	0:10	28	35	31	24	726	7.8	318	-6		1.1	3.3
Monday, February 03, 2014	1:20	0:10	29	36	32	26	969	8.6	316	-6		1.3	4.1
Monday, February 03, 2014	1:30	0:10	27	35	29	24	1239	9.5	321	-6		0.9	3.0
Monday, February 03, 2014	1:40	0:10	28	33	29	26	1408	9.9	323	-6		1.1	3.2
Monday, February 03, 2014	1:50	0:10	32	39	34	29	1730	10.5	320	-6		0.6	2.0
Monday, February 03, 2014	2:00	0:10	32	38	34	29	1767	11.1	317	-7		1.1	3.9
Monday, February 03, 2014	2:10	0:10	32	40	34	28	1491	10.1	320	-7		1.3	3.3
Monday, February 03, 2014	2:20	0:10	28	34	31	25	1201	9.2	326	-7		0.9	2.6
Monday, February 03, 2014	2:30	0:10	31	38	34	28	760	7.9	327	-7		1.1	3.3
Monday, February 03, 2014	2:40	0:10	30	38	33	26	530	7.1	328	-7		0.7	2.8
Monday, February 03, 2014	2:50	0:10	26	35	29	22	473	6.6	324	-7		0.6	1.9
Monday, February 03, 2014	3:00	0:10	23	35	25	19	423	6.6	320	-7		0.9	2.6
Monday, February 03, 2014	3:10	0:10	20	28	22	17	224	5.4	322	-7		0.7	1.9
Monday, February 03, 2014	3:20	0:10	20	29	23	17	283	6.0	326	-7		0.6	2.2
Monday, February 03, 2014	3:30	0:10	23	34	26	17	326	6.2	328	-7		0.4	2.8
Monday, February 03, 2014	3:40	0:10	27	43	26	16	213	5.5	329	-7		0.6	1.9
Monday, February 03, 2014	3:50	0:10	35	47	41	19	186	5.3	329	-7		0.6	1.7
Monday, February 03, 2014	4:00	0:10	33	48	35	19	170	5.2	331	-7		0.6	1.9
Monday, February 03, 2014	4:10	0:10	29	38	33	21	170	5.3	333	-7		0.6	2.0
Monday, February 03, 2014	4:20	0:10	29	37	34	19	163	5.3	334	-7		0.6	1.5
Monday, February 03, 2014	4:30	0:10	31	41	35	23	218	5.7	328	-7		0.4	2.2
Monday, February 03, 2014	4:40	0:10	35	45	40	23	199	5.3	325	-7		0.4	1.3
Monday, February 03, 2014	4:50	0:10	36	47	40	28	248	5.9	324	-7		0.6	2.0
Monday, February 03, 2014	5:00	0:10	29	37	33	21	302	6.1	326	-7		0.6	1.3
Monday, February 03, 2014	5:10	0:10	33	46	36	25	200	5.4	327	-7		0.4	1

Table B-2: Location B Winter Compliance Evaluation

Date	Time	Duration	Leq	Lmax	L(10)	L(90)	WT E2	WT E2	Onsite Met	Onsite Met	NWS Plymouth	Loc. 6	Loc. 6
	Start Time	(min)	(dBA)	(dBA)	(dBA)	(dBA)	Output (kW)	HH WS (m/s)	WD @ 75m (degrees)	Temp. (°C)	Precip. Obs.	Avg. WS @ 2m (m/s)	Gust WS @ 2m (m/s)
Monday, February 03, 2014	5:30	0:10	33	43	37	26	67	4.4	323	-7		0.4	1.3
Monday, February 03, 2014	5:40	0:10	36	46	41	27	39	4.0	324	-7		0.6	1.3
Monday, February 03, 2014	5:50	0:10	35	43	38	29	38	4.2	329	-7		0.7	2.0
Monday, February 03, 2014	6:00	0:10	34	42	37	27	97	4.7	329	-7		0.6	1.3
Monday, February 03, 2014	6:10	0:10	36	46	39	29	243	5.9	329	-7		0.6	1.3
Monday, February 03, 2014	6:20	0:10	37	45	39	33	389	6.4	323	-7		0.7	2.2
Monday, February 03, 2014	6:30	0:10	37	45	39	32	341	6.4	323	-7		0.7	2.4
Monday, February 03, 2014	6:40	0:10	37	44	40	34	295	6.1	325	-7		0.9	1.9
Monday, February 03, 2014	6:50	0:10	40	48	43	34	248	5.9	324	-7		0.6	2.2
Monday, February 03, 2014	7:00	0:10	40	49	43	35	68	4.3	323	-7		0.4	1.7
Monday, February 03, 2014	7:10	0:10	42	57	44	36	36	3.9	323	-7		0.6	1.7
Monday, February 03, 2014	7:20	0:10	41	57	43	35	20	3.8	329	-7		0.4	1.5
Monday, February 03, 2014	7:30	0:10	41	56	42	34	39	4.1	330	-7		0.4	1.5
Monday, February 03, 2014	7:40	0:10	41	55	45	35	35	4.1	334	-7		0.6	1.7
Monday, February 03, 2014	7:50	0:10	42	57	44	36	53	4.1	334	-7		0.7	1.7
Monday, February 03, 2014	8:00	0:10	40	50	43	37	0	3.6	341	-7		0.6	2.0
Monday, February 03, 2014	8:10	0:10	41	50	44	35	-37	2.8	355	-7		0.6	1.7
Monday, February 03, 2014	8:20	0:10	40	49	43	35	-42	2.5	350	-7		0.2	1.1
Monday, February 03, 2014	8:30	0:10	37	42	39	34	-41	2.3	358	-7		0.4	1.9
Monday, February 03, 2014	8:40	0:10	40	53	41	36	-39	2.0	354	-7		0.6	2.4
Monday, February 03, 2014	8:50	0:10	38	46	41	33	-39	1.9	351	-7		0.4	2.2
Monday, February 03, 2014	9:00	0:10	37	48	40	32	-38	1.4	358	-7		0.2	1.9
Monday, February 03, 2014	9:10	0:10	38	48	41	32	-38	1.7	17	-6		0.2	0.7
Monday, February 03, 2014	9:20	0:10	38	48	42	31	-37	1.5	24	-6		0.6	1.3
Monday, February 03, 2014	9:30	0:10	38	47	42	32	-21	1.1	15	-6		0.6	1.5
Monday, February 03, 2014	9:40	0:10	40	54	43	35	-20	0.8	20	-6		0.4	1.7
Monday, February 03, 2014	9:50	0:10	43	59	44	33	-21	1.4	1	-5		0.6	1.7
Monday, February 03, 2014	10:00	0:10	41	56	44	36	-21	1.5	1	-6		0.7	1.7
Monday, February 03, 2014	10:10	0:10	41	53	44	34	-20	1.2	1	-5		0.2	0.9
Monday, February 03, 2014	10:20	0:10	39	58	41	33	-20	1.3	347	-5		0.7	1.9
Monday, February 03, 2014	10:30	0:10	39	50	42	34	-20	1.0	341	-5		0.4	1.7
Monday, February 03, 2014	10:40	0:10	38	48	41	30	-20	0.9	327	-5		0.4	1.5
Monday, February 03, 2014	10:50	0:10	35	40	37	29	-19	0.9	324	-5		0.4	1.1
Monday, February 03, 2014	11:00	0:10	36	46	39	29	-20	0.6	312	-5		0.4	0.9
Monday, February 03, 2014	11:10	0:10	36	44	39	30	-22	0.7	263	-5		0.2	1.1
Monday, February 03, 2014	11:20	0:10	36	48	38	29	-20	0.9	78	-4		0.2	0.9
Monday, February 03, 2014	11:30	0:10	39	52	42	33	-20	1.3	19	-4		0.6	1.5
Monday, February 03, 2014	11:40	0:10	35	43	38	31	-21	0.7	40	-5		0.2	1.7
Monday, February 03, 2014	11:50	0:10	37	45	40	31	-20	0.8	32	-5		0.7	1.5
Monday, February 03, 2014	12:00	0:10	37	47	40	30	-20	1.3	10	-5		0.6	1.7
Monday, February 03, 2014	12:10	0:10	38	55	41	29	-20	1.4	24	-4		0.6	1.1
Monday, February 03, 2014	12:20	0:10	37	46	41	32	-20	1.4	322	-4		0.6	1.1
Monday, February 03, 2014	12:30	0:10	37	47	40	32	-20	1.5	307	-4		0.6	1.7
Monday, February 03, 2014	12:40	0:10	34	40	37	29	-20	0.8	276	-4		0.6	1.5
Monday, February 03, 2014	12:50	0:10	35	45	39	29	-20	1.0	317	-4		0.4	1.5
Monday, February 03, 2014	13:00	0:10	37	47	40	32	-20	1.6	340	-4		0.6	1.5
Monday, February 03, 2014	13:10	0:10	36	48	40	27	-20	1.4	338	-4		0.4	1.1
Monday, February 03, 2014	13:20	0:10	36	50	39	29	-20	1.8	242	-4		0.4	1.1
Monday, February 03, 2014	13:30	0:10	35	43	38	30	-20	1.6	312	-4		0.6	1.5
Monday, February 03, 2014	13:40	0:10	32	39	35	23	-20	1.7	351	-4		0.2	0.9
Monday, February 03, 2014	13:50	0:10	36	47	39	29	-20	1.4	336	-4		0.2	1.1
Monday, February 03, 2014	14:00	0:10	36	46	39	31	-20	1.8	318	-4		0.4	1.1
Monday, February 03, 2014	14:10	0:10	37	47	39	33	-20	2.5	327	-4		0.2	0.9
Monday, February 03, 2014	14:20	0:10	37	46	39	30	-27	2.7	339	-4		0.6	1.5
Monday, February 03, 2014	14:30	0:10	37	45	40	32	-16	2.8	342	-4		0.4	1.5
Monday, February 03, 2014	14:40	0:10	38	46	41	33	-21	2.4	336	-4		0.6	1.5
Monday, February 03, 2014	14:50	0:10	37	48	40	33	-11	3.2	328	-4		0.4	1.5
Monday, February 03, 2014	15:00	0:10	37	47	38	34	-26	2.9	326	-4		0.4	1.7
Monday, February 03, 2014	15:10	0:10	38	47	41	35	-33	2.9	317	-4		0.6	1.7
Monday, February 03, 2014	15:20	0:10	37	47	40	32	-42	2.2	323	-4		0.6	1.7
Monday, February 03, 2014	15:30	0:10	39	48	42	35	-12	3.2	311	-4		0.6	1.7
Monday, February 03, 2014	15:40	0:10	42	53	46	35	33	4.0	303	-4		0.7	1.7
Monday, February 03, 2014	15:50	0:10	39	48	43	34	91	4.6	302	-5		0.4	1.7
Monday, February 03, 2014	16:00	0:10	37	45	40	33	84	4.4	311	-5		0.6	1.7
Monday, February 03, 2014	16:10	0:10	36	43	39	32	115	4.8	305	-5		0.6	1.7
Monday, February 03, 2014	16:20	0:10	38	44	40	33	144	5.1	309	-5		0.7	1.7
Monday, February 03, 2014	16:30	0:10	39	49	42	36	209	5.4	305	-6		0.7	2.4
Monday, February 03, 2014	16:40	0:10	40	47	42	35	318	6.3	308	-6		0.6	1.9
Monday, February 03, 2014	16:50	0:10	40	48	42	37	447	6.8	308	-6		0.6	1.5
Monday, February 03, 2014	17:00	0:10	40	52	42	36	410	6.7	310	-6		0.2	1.3
Monday, February 03, 2014	17:10	0:10	39	49	41	36	276	5.8	314	-6		0.0	0.0
Monday, February 03, 2014	17:20	0:10	37	43	40	35	298	6.1	306	-7		0.0	0.0
Monday, February 03, 2014	17:30	0:10	38	45	41	33	290	6.0	307	-7		0.2	0.9
Monday, February 03, 2014	17:40	0:10	39	45	42	34	312	6.2	314	-7		0.0	0.6
Monday, February 03, 2014	17:50	0:10	37	44	40	34	251	5.8	315	-7		0.0	0.0
Monday, February 03, 2014	18:00	0:10	37	44	39	34	298	6.2	315	-7		0.0	0.7
Monday, February 03, 2014	18:10	0:10	38	49	41	34	292	6.1	318	-7		0.2	1.1
Monday, February 03, 2014	18:20	0:10	36	43	39	30	231	5.7	315	-7		0.4	1.1
Monday, February 03, 2014	18:30	0:10	36	44	39	31	216	5.6	321	-7		0.2	0.7
Monday, February 03, 2014	18:40	0:10	36	44	39	30	337	6.4	320	-7		0.4	1.3
Monday, February 03, 2014	18:50	0:10	37	48	40	31	428	6.8	322	-7		0.4	1.1
Monday, February 03, 2014	19:00	0:10	36	46	39	29	301	6.0	324	-7		0.6	1.1
Monday, February 03, 2014	19:10	0:10	33	40	36	23	225	5.5	318	-8		0.2	0.7
Monday, February 03, 2014	19:20	0:10	33	40	36	24	261	5.9	318	-7		0.0	0.4
Monday, February 03, 2014	19:30	0:10	33	40	36	23	463	7.0	319	-7		0.0	0.0
Monday, February 03, 2014	19:40	0:10	38	50	40	28	705	7.8	321	-8		0.0	0.0
Monday, February 03, 2014	19:50	0:10	33	41	36	26	649	7.4	322	-8		0.0	0.4
Monday, February 03, 2014	20:00	0:10	36	48	40	29	381	6.4	319	-8		0.0	0.0
Monday, February 03, 2014	20:10	0:10	32	39	36	23	325	6.0	314	-8		0.0	0.9
Monday, February 03, 2014	20:20	0:10	32	38	35	29	224	5.5	308	-8		0.0	0.0
Monday, February 03, 2014	20:30	0:10	41	63	43	23	259	5.9	316	-8		0.0	0.0
Monday, February 03, 2014	20:40	0:10	34	41	37	24	438	6.9	320	-9		0.0	0.0
Monday, February 03, 2014	20:50	0:10	32	41	36	22	582	7.3	320	-9		0.0	0.0
Monday, February 03, 2014	21:00	0:10	32	39	36	22	483	6.8	319	-9		0.0	0.0
Monday, February 03, 2014	21:10	0:10	34	45	37	25	694	7.8	322	-9		0.0	0.6
Monday, February 03, 2014	21:20	0:10	36	50	38	23	814	8.1	320	-9		0.0	0.0
Monday, February 03, 2014	21:30	0:10	33	45	36	25	975	8.6	320	-9		0.0	0.0
Monday, February 03, 2014	21:40	0:10	38	57	40	26	974	8.4	320	-9		0.0	0.6
Monday, February 03, 2014	21:50	0:10	34	52	37	26	945	8.5	324	-9		0.0	0.6
Monday, February 03, 2014	22:00	0:10	32	43	37	24	748	7.8	331	-9		0.0	0.4
Monday, February 03, 2014	22:10	0:10	33	43	36	25	667	7.4	329	-9		0.6	1.7
Monday, February 03, 2014	22:20	0:10	36	50	41	24	888	8.3	324	-10			

Table B-2: Location B Winter Compliance Evaluation

Date	Time	Duration	Leq	Lmax	L(10)	L(90)	WT E2	WT E2	Onsite Met	Onsite Met	NWS Plymouth	Loc. 6	Loc. 6
	Start Time	(min)	(dBA)	(dBA)	(dBA)	(dBA)	Output (kW)	HH WS (m/s)	WD @ 75m (degrees)	Temp. (°C)	Precip. Obs.	Avg. WS @ 2m (m/s)	Gust WS @ 2m (m/s)
Monday, February 03, 2014	22:30	0:10	33	42	37	27	776	7.9	326	-10		0.2	0.9
Monday, February 03, 2014	22:40	0:10	34	45	38	26	953	8.5	327	-10		0.0	0.7
Monday, February 03, 2014	22:50	0:10	32	42	35	28	1018	8.9	320	-10		0.0	0.6
Monday, February 03, 2014	23:00	0:10	33	42	36	27	846	8.1	325	-10		0.0	0.6
Monday, February 03, 2014	23:10	0:10	29	38	33	23	737	7.6	331	-10		0.4	1.1
Monday, February 03, 2014	23:20	0:10	30	43	33	19	410	6.4	333	-10		0.7	1.3
Monday, February 03, 2014	23:30	0:10	30	38	35	19	138	4.9	326	-10		0.6	0.9
Monday, February 03, 2014	23:40	0:10	20	35	22	16	46	3.9	326	-10		0.0	1.1
Monday, February 03, 2014	23:50	0:10	25	35	28	17	-20	3.2	324	-10		0.2	0.7
Tuesday, February 04, 2014	0:00	0:10	26	35	31	19	69	4.5	321	-10		0.0	0.6
Tuesday, February 04, 2014	0:10	0:10	22	34	24	17	133	4.9	329	-10		0.0	0.0
Tuesday, February 04, 2014	0:20	0:10	26	39	29	17	160	5.2	333	-10		0.0	0.0
Tuesday, February 04, 2014	0:30	0:10	17	21	18	16	135	4.9	336	-10		0.0	0.0
Tuesday, February 04, 2014	0:40	0:10	21	34	24	17	18	3.8	337	-10		0.0	0.0
Tuesday, February 04, 2014	0:50	0:10	28	40	33	20	-29	3.0	329	-10		0.0	0.0
Tuesday, February 04, 2014	1:00	0:10	23	31	26	19	-5	3.6	330	-10		0.0	0.0
Tuesday, February 04, 2014	1:10	0:10	22	30	24	19	48	4.1	329	-11		0.0	0.0
Tuesday, February 04, 2014	1:20	0:10	24	37	27	19	52	4.2	324	-11		0.2	0.6
Tuesday, February 04, 2014	1:30	0:10	23	33	26	19	311	6.1	324	-11		0.2	0.7
Tuesday, February 04, 2014	1:40	0:10	30	43	34	23	647	7.6	319	-11		0.4	0.9
Tuesday, February 04, 2014	1:50	0:10	31	42	33	23	365	6.3	320	-11		0.2	0.6
Tuesday, February 04, 2014	2:00	0:10	22	30	24	19	366	6.4	323	-11		0.0	0.0
Tuesday, February 04, 2014	2:10	0:10	24	34	27	19	160	4.9	328	-11		0.0	0.6
Tuesday, February 04, 2014	2:20	0:10	21	28	22	19	178	5.3	328	-11		0.2	0.6
Tuesday, February 04, 2014	2:30	0:10	27	40	31	22	316	6.1	330	-11		0.0	0.0
Tuesday, February 04, 2014	2:40	0:10	30	58	33	20	401	6.5	328	-11		0.2	0.7
Tuesday, February 04, 2014	2:50	0:10	21	41	23	18	196	5.4	323	-11		0.4	1.3
Tuesday, February 04, 2014	3:00	0:10	25	36	28	18	125	4.9	323	-11		0.7	1.5
Tuesday, February 04, 2014	3:10	0:10	26	36	31	18	-2	3.5	323	-11		0.7	2.6
Tuesday, February 04, 2014	3:20	0:10	24	44	28	18	13	3.7	325	-11		0.2	0.7
Tuesday, February 04, 2014	3:30	0:10	26	38	32	19	178	5.4	326	-11		0.0	0.0
Tuesday, February 04, 2014	3:40	0:10	19	40	20	18	505	7.2	324	-11		0.0	0.0
Tuesday, February 04, 2014	3:50	0:10	21	31	22	19	543	7.2	320	-11		0.0	0.0
Tuesday, February 04, 2014	4:00	0:10	22	39	24	19	583	7.2	315	-12		0.0	0.0
Tuesday, February 04, 2014	4:10	0:10	31	46	33	20	636	7.6	318	-11		0.0	0.0
Tuesday, February 04, 2014	4:20	0:10	31	47	34	22	681	7.7	320	-11		0.0	0.0
Tuesday, February 04, 2014	4:30	0:10	31	44	35	23	808	8.0	324	-11		0.4	0.9
Tuesday, February 04, 2014	4:40	0:10	34	57	36	24	1112	8.9	321	-12		0.4	1.7
Tuesday, February 04, 2014	4:50	0:10	34	44	37	26	1582	10.0	315	-12		0.9	2.8
Tuesday, February 04, 2014	5:00	0:10	34	52	39	26	1717	10.5	315	-12		0.7	1.7
Tuesday, February 04, 2014	5:10	0:10	40	50	44	31	1532	10.1	318	-12		0.4	0.9
Tuesday, February 04, 2014	5:20	0:10	40	50	45	32	1569	10.1	321	-12		0.0	0.6
Tuesday, February 04, 2014	5:30	0:10	36	44	38	33	1501	9.9	322	-12		0.0	0.4
Tuesday, February 04, 2014	5:40	0:10	39	47	42	35	1557	10.0	321	-12		0.0	0.6
Tuesday, February 04, 2014	5:50	0:10	37	48	40	32	1526	10.1	323	-12		0.0	0.0
Tuesday, February 04, 2014	6:00	0:10	39	52	42	32	1294	9.5	322	-12		0.0	0.0
Tuesday, February 04, 2014	6:10	0:10	39	49	42	34	1308	9.5	318	-12		0.0	0.0
Tuesday, February 04, 2014	6:20	0:10	40	49	42	36	1378	9.7	320	-12		0.4	1.1
Tuesday, February 04, 2014	6:30	0:10	41	53	44	35	1398	9.8	325	-12		0.6	2.0
Tuesday, February 04, 2014	6:40	0:10	41	49	44	35	1371	9.8	314	-12		0.6	1.3
Tuesday, February 04, 2014	6:50	0:10	42	59	44	38	1322	9.5	319	-13		0.7	1.5
Tuesday, February 04, 2014	7:00	0:10	41	61	43	35	921	8.3	323	-13		0.6	1.5
Tuesday, February 04, 2014	7:10	0:10	40	62	42	36	404	6.5	323	-13		0.6	1.3
Tuesday, February 04, 2014	7:20	0:10	40	51	42	37	137	5.0	323	-12		0.4	1.7
Tuesday, February 04, 2014	7:30	0:10	39	48	41	36	192	5.5	323	-12		0.6	1.5
Tuesday, February 04, 2014	7:40	0:10	40	49	43	36	192	5.3	323	-13		0.4	1.1
Tuesday, February 04, 2014	7:50	0:10	40	47	42	37	207	5.5	323	-12		0.7	1.7
Tuesday, February 04, 2014	8:00	0:10	42	59	45	38	300	6.1	319	-12		0.7	1.9
Tuesday, February 04, 2014	8:10	0:10	40	57	42	34	477	7.0	319	-12		0.9	2.4
Tuesday, February 04, 2014	8:20	0:10	41	52	44	36	449	6.8	324	-12		0.7	1.7
Tuesday, February 04, 2014	8:30	0:10	36	44	39	32	396	6.6	322	-11		0.7	2.4
Tuesday, February 04, 2014	8:40	0:10	38	47	40	34	241	5.5	323	-10		1.1	2.6
Tuesday, February 04, 2014	8:50	0:10	36	42	38	32	225	5.6	322	-10		1.3	2.8
Tuesday, February 04, 2014	9:00	0:10	37	55	39	29	324	6.2	321	-10		1.5	3.3
Tuesday, February 04, 2014	9:10	0:10	39	55	41	32	709	7.6	322	-9		1.3	3.5
Tuesday, February 04, 2014	9:20	0:10	42	61	43	36	1089	9.0	320	-9		1.3	3.9
Tuesday, February 04, 2014	9:30	0:10	42	54	45	37	1047	8.6	319	-9		1.1	3.5
Tuesday, February 04, 2014	9:40	0:10	43	55	45	36	1042	8.7	312	-9		0.9	3.0
Tuesday, February 04, 2014	9:50	0:10	45	62	48	39	976	8.4	316	-9		0.9	3.0
Tuesday, February 04, 2014	10:00	0:10	41	61	44	37	821	8.0	316	-9		1.1	2.8
Tuesday, February 04, 2014	10:10	0:10	39	48	42	35	610	7.4	311	-8		1.1	2.6
Tuesday, February 04, 2014	10:20	0:10	40	52	43	35	859	8.2	304	-8		0.9	2.6
Tuesday, February 04, 2014	10:30	0:10	44	60	46	38	908	8.4	302	-8		1.1	2.4
Tuesday, February 04, 2014	10:40	0:10	43	53	46	38	886	8.3	301	-7		1.3	3.5
Tuesday, February 04, 2014	10:50	0:10	43	60	45	38	864	8.2	309	-7		1.3	3.0
Tuesday, February 04, 2014	11:00	0:10	42	51	45	36	871	8.2	311	-7		1.1	3.5
Tuesday, February 04, 2014	11:10	0:10	42	52	44	38	671	7.6	305	-7		1.3	3.0
Tuesday, February 04, 2014	11:20	0:10	43	50	46	39	666	7.4	299	-7		1.1	3.3
Tuesday, February 04, 2014	11:30	0:10	40	48	43	35	661	7.5	300	-7		1.1	2.6
Tuesday, February 04, 2014	11:40	0:10	41	52	44	36	844	8.2	299	-6		0.9	3.5
Tuesday, February 04, 2014	11:50	0:10	43	61	46	37	843	8.2	303	-6		1.1	3.3
Tuesday, February 04, 2014	12:00	0:10	41	58	44	36	785	7.9	299	-6		1.1	3.5
Tuesday, February 04, 2014	12:10	0:10	41	58	44	36	637	7.5	293	-6		0.9	3.0
Tuesday, February 04, 2014	12:20	0:10	42	55	44	38	793	8.0	306	-6		1.1	3.3
Tuesday, February 04, 2014	12:30	0:10	42	55	45	37	687	7.6	302	-5		0.9	3.5
Tuesday, February 04, 2014	12:40	0:10	42	53	45	38	624	7.4	292	-5		0.7	3.7
Tuesday, February 04, 2014	12:50	0:10	42	55	45	36	785	8.0	303	-5		0.7	3.3
Tuesday, February 04, 2014	13:00	0:10	43	53	45	38	465	6.6	304	-5		1.3	3.0
Tuesday, February 04, 2014	13:10	0:10	41	56	44	37	505	7.1	305	-5		0.9	2.4
Tuesday, February 04, 2014	13:20	0:10	42	53	45	39	329	6.1	301	-4		0.9	2.6
Tuesday, February 04, 2014	13:30	0:10	40	54	43	36	320	6.1	295	-4		0.7	2.0
Tuesday, February 04, 2014	13:40	0:10	41	52	45	36	286	6.1	297	-4		0.7	2.4
Tuesday, February 04, 2014	13:50	0:10	42	53	46	38	496	7.0	309	-4		0.9	3.7
Tuesday, February 04, 2014	14:00	0:10	38	55	39	34	278	6.6	302	-5		0.6	1.7
Tuesday, February 04, 2014	14:10	0:10	42	51	45	38	-42	6.6	303	-5		0.7	2.0
Tuesday, February 04, 2014	14:20	0:10	39	51	42	34	-34	6.9	306	-5		0.9	2.0
Tuesday, February 04, 2014	14:30	0:10	40	59	42	36	-999	-999.0	306	-5		0.6	1.7
Tuesday, February 04, 2014	14:40	0:10	40	52	43	35	-25	6.3	309	-5		0.9	2.0
Tuesday, February 04, 2014	14:50	0:10	38	50	40	34	-24	6.8	311	-5		0.9	2.2
Tuesday, February 04, 2014	15:00	0:10	42	54	45	35	-23	6.4	307	-5		0.9	2.2
Tuesday, February 04, 2014	15:10	0:10	38	53	40	35	-20	6.2	305	-5		0.7	2.2

Table B-2: Location B Winter Compliance Evaluation

Date	Time	Duration	Leq	Lmax	L(10)	L(90)	WT E2	WT E2	Onsite Met	Onsite Met	NWS Plymouth	Loc. 6	Loc. 6
	Start Time	(min)	(dBA)	(dBA)	(dBA)	(dBA)	Output (kW)	HH WS (m/s)	WD @ 75m (degrees)	Temp. (°C)	Precip. Obs.	Avg. WS @ 2m (m/s)	Gust WS @ 2m (m/s)
Tuesday, February 04, 2014	15:30	0:10	39	48	42	35	141	5.0	306	-5		0.7	2.0
Tuesday, February 04, 2014	15:40	0:10	39	49	42	32	145	5.1	307	-5		0.7	1.7
Tuesday, February 04, 2014	15:50	0:10	37	45	40	33	207	5.6	307	-6		0.6	1.7
Tuesday, February 04, 2014	16:00	0:10	38	47	41	34	117	4.8	304	-6		0.6	1.5
Tuesday, February 04, 2014	16:10	0:10	42	65	41	33	179	5.3	308	-6		0.6	2.0
Tuesday, February 04, 2014	16:20	0:10	38	49	40	32	338	6.4	320	-6		0.6	1.9
Tuesday, February 04, 2014	16:30	0:10	39	51	42	33	394	6.7	309	-7		0.2	1.1
Tuesday, February 04, 2014	16:40	0:10	40	51	42	36	418	6.7	324	-7		0.4	0.9
Tuesday, February 04, 2014	16:50	0:10	41	47	43	37	583	7.4	324	-7		0.2	0.9
Tuesday, February 04, 2014	17:00	0:10	39	45	42	36	623	7.4	323	-7		0.6	1.5
Tuesday, February 04, 2014	17:10	0:10	38	44	41	33	607	7.4	325	-7		0.4	0.9
Tuesday, February 04, 2014	17:20	0:10	39	44	42	34	635	7.6	323	-7		0.2	0.9
Tuesday, February 04, 2014	17:30	0:10	39	45	42	34	729	7.8	322	-7		0.2	0.7
Tuesday, February 04, 2014	17:40	0:10	40	50	44	32	491	7.0	316	-7		0.4	1.7
Tuesday, February 04, 2014	17:50	0:10	37	43	40	32	352	6.3	311	-7		0.7	1.9
Tuesday, February 04, 2014	18:00	0:10	39	47	43	33	436	6.8	314	-7		0.9	2.4
Tuesday, February 04, 2014	18:10	0:10	36	48	39	28	501	7.1	313	-8		0.6	1.5
Tuesday, February 04, 2014	18:20	0:10	36	46	39	30	354	6.5	308	-8		0.4	1.5
Tuesday, February 04, 2014	18:30	0:10	35	41	38	26	302	6.1	313	-8		0.2	0.9
Tuesday, February 04, 2014	18:40	0:10	38	49	42	27	218	5.7	314	-8		0.2	0.7
Tuesday, February 04, 2014	18:50	0:10	37	45	40	30	179	5.3	313	-8		0.0	0.0
Tuesday, February 04, 2014	19:00	0:10	37	48	40	28	238	5.8	320	-8		0.0	0.0
Tuesday, February 04, 2014	19:10	0:10	38	50	43	26	335	6.4	320	-8		0.0	0.0
Tuesday, February 04, 2014	19:20	0:10	38	50	40	31	437	6.7	319	-8		0.0	0.0
Tuesday, February 04, 2014	19:30	0:10	39	51	43	29	479	6.9	320	-8		0.0	0.4
Tuesday, February 04, 2014	19:40	0:10	38	54	39	29	504	7.0	319	-8		0.0	0.4
Tuesday, February 04, 2014	19:50	0:10	38	50	40	28	399	6.6	315	-8		0.0	0.2
Tuesday, February 04, 2014	20:00	0:10	34	41	37	28	207	5.4	323	-8		0.0	0.6
Tuesday, February 04, 2014	20:10	0:10	32	41	35	25	160	5.2	316	-8		0.0	0.0
Tuesday, February 04, 2014	20:20	0:10	32	41	35	19	125	4.9	324	-8		0.6	1.1
Tuesday, February 04, 2014	20:30	0:10	32	41	35	21	97	4.5	336	-8		0.6	1.5
Tuesday, February 04, 2014	20:40	0:10	33	39	36	22	21	3.9	335	-7		0.0	0.6
Tuesday, February 04, 2014	20:50	0:10	35	46	40	20	10	3.7	329	-7		0.0	0.0
Tuesday, February 04, 2014	21:00	0:10	32	38	35	26	34	4.1	323	-7		0.0	0.0
Tuesday, February 04, 2014	21:10	0:10	30	39	34	22	-5	3.6	317	-7		0.0	0.0
Tuesday, February 04, 2014	21:20	0:10	30	40	34	20	-43	2.8	329	-7		0.2	0.7
Tuesday, February 04, 2014	21:30	0:10	29	39	32	20	-41	2.8	335	-7		0.0	0.6
Tuesday, February 04, 2014	21:40	0:10	29	35	32	21	-38	2.8	327	-7		0.0	0.7
Tuesday, February 04, 2014	21:50	0:10	28	36	33	19	-36	3.1	319	-7		0.2	0.9
Tuesday, February 04, 2014	22:00	0:10	27	34	31	16	-36	3.0	320	-7		0.0	0.0
Tuesday, February 04, 2014	22:10	0:10	28	36	32	17	-36	2.7	314	-7		0.0	0.0
Tuesday, February 04, 2014	22:20	0:10	25	35	29	16	29	4.0	306	-7		0.0	0.0
Tuesday, February 04, 2014	22:30	0:10	29	37	32	22	9	3.7	317	-7		0.0	0.0
Tuesday, February 04, 2014	22:40	0:10	29	42	33	17	24	3.9	321	-7		0.2	0.6
Tuesday, February 04, 2014	22:50	0:10	25	34	30	16	31	3.9	308	-7		0.2	0.6
Tuesday, February 04, 2014	23:00	0:10	23	32	27	16	33	4.0	317	-7		0.0	0.0
Tuesday, February 04, 2014	23:10	0:10	29	42	32	18	31	4.1	315	-7		0.0	0.0
Tuesday, February 04, 2014	23:20	0:10	27	34	30	17	36	4.4	317	-7		0.0	0.0
Tuesday, February 04, 2014	23:30	0:10	24	34	28	17	86	4.6	315	-7		0.2	0.6
Tuesday, February 04, 2014	23:40	0:10	26	36	31	15	59	4.5	323	-7		0.0	0.4
Tuesday, February 04, 2014	23:50	0:10	27	40	30	17	16	3.9	332	-7		0.2	0.6
Wednesday, February 05, 2014	0:00	0:10	26	38	30	16	11	3.6	341	-7		0.4	0.9
Wednesday, February 05, 2014	0:10	0:10	24	34	30	16	-40	2.8	346	-7		0.4	0.7
Wednesday, February 05, 2014	0:20	0:10	18	28	22	14	-41	2.3	344	-7		0.2	0.7
Wednesday, February 05, 2014	0:30	0:10	21	30	27	14	-40	2.2	352	-7		0.2	1.1
Wednesday, February 05, 2014	0:40	0:10	31	45	35	14	-40	2.9	12	-7		0.4	1.1
Wednesday, February 05, 2014	0:50	0:10	20	34	22	14	-39	2.2	12	-7		0.4	0.9
Wednesday, February 05, 2014	1:00	0:10	19	31	19	15	-38	2.9	30	-7		0.6	1.1
Wednesday, February 05, 2014	1:10	0:10	21	31	23	16	2	4.2	49	-7		0.2	0.9
Wednesday, February 05, 2014	1:20	0:10	31	49	36	17	27	4.0	45	-7		0.6	1.1
Wednesday, February 05, 2014	1:30	0:10	18	25	19	17	9	3.9	41	-8		0.4	1.1
Wednesday, February 05, 2014	1:40	0:10	24	46	27	15	-34	2.6	39	-8		0.6	1.3
Wednesday, February 05, 2014	1:50	0:10	26	41	29	15	-27	3.2	47	-7		0.4	0.9
Wednesday, February 05, 2014	2:00	0:10	17	29	17	14	-40	3.7	48	-7		0.2	0.7
Wednesday, February 05, 2014	2:10	0:10	15	21	16	14	-39	3.3	51	-7		0.0	0.0
Wednesday, February 05, 2014	2:20	0:10	16	29	16	14	-39	3.8	50	-7		0.0	0.0
Wednesday, February 05, 2014	2:30	0:10	16	32	18	14	-39	3.8	55	-7		0.0	0.0
Wednesday, February 05, 2014	2:40	0:10	23	38	25	14	-40	3.9	73	-7		0.0	0.6
Wednesday, February 05, 2014	2:50	0:10	16	30	17	14	-39	4.5	83	-8		0.6	1.3
Wednesday, February 05, 2014	3:00	0:10	21	37	25	15	10	4.6	104	-8		0.6	1.1
Wednesday, February 05, 2014	3:10	0:10	20	35	21	15	32	4.6	103	-8		0.2	1.1
Wednesday, February 05, 2014	3:20	0:10	22	36	23	17	181	5.5	89	-8		0.0	0.0
Wednesday, February 05, 2014	3:30	0:10	18	29	20	16	269	5.9	86	-8		0.0	0.6
Wednesday, February 05, 2014	3:40	0:10	18	31	20	16	145	5.1	86	-8		0.2	0.6
Wednesday, February 05, 2014	3:50	0:10	26	41	23	18	271	6.0	93	-8		0.6	1.1
Wednesday, February 05, 2014	4:00	0:10	20	32	23	17	258	5.7	105	-8		0.7	1.7
Wednesday, February 05, 2014	4:10	0:10	24	36	28	16	118	4.9	108	-8		0.4	0.9
Wednesday, February 05, 2014	4:20	0:10	30	47	32	17	98	4.7	104	-8		0.0	0.0
Wednesday, February 05, 2014	4:30	0:10	23	32	28	17	89	4.7	98	-8		0.0	0.6
Wednesday, February 05, 2014	4:40	0:10	31	46	34	17	75	4.7	81	-9		0.0	0.6
Wednesday, February 05, 2014	4:50	0:10	30	44	35	18	58	4.4	72	-9		0.0	0.0
Wednesday, February 05, 2014	5:00	0:10	31	43	35	20	91	4.7	68	-9		0.0	0.0
Wednesday, February 05, 2014	5:10	0:10	30	42	34	21	106	4.9	64	-9	1	0.2	0.7
Wednesday, February 05, 2014	5:20	0:10	29	36	32	24	122	5.0	72	-10	1	0.2	0.9
Wednesday, February 05, 2014	5:30	0:10	33	43	36	25	135	5.1	77	-10	1	0.2	0.7
Wednesday, February 05, 2014	5:40	0:10	34	43	36	29	107	4.9	74	-10	1	0.0	1.1
Wednesday, February 05, 2014	5:50	0:10	35	46	38	30	116	5.0	72	-10	1	0.2	1.1
Wednesday, February 05, 2014	6:00	0:10	32	37	34	30	178	5.3	72	-9	1	0.0	0.6
Wednesday, February 05, 2014	6:10	0:10	33	42	36	30	186	5.5	76	-9	1	0.0	0.4
Wednesday, February 05, 2014	6:20	0:10	31	41	33	28	204	5.6	79	-9	1	0.0	0.6
Wednesday, February 05, 2014	6:30	0:10	33	45	36	29	207	5.6	83	-9	1	0.4	1.5
Wednesday, February 05, 2014	6:40	0:10	33	42	35	30	237	5.9	87	-9	1	0.2	0.7
Wednesday, February 05, 2014	6:50	0:10	34	43	36	30	200	5.4	85	-9	1	0.0	0.0
Wednesday, February 05, 2014	7:00	0:10	33	42	36	30	189	5.6	87	-9	1	0.0	0.0
Wednesday, February 05, 2014	7:10	0:10	32	41	34	31	182	5.5	86	-9	1	0.2	0.7
Wednesday, February 05, 2014	7:20	0:10	32	39	34	30	187	5.6	86	-9	1	0.0	0.6
Wednesday, February 05, 2014	7:30	0:10	33	40	35	31	203	5.6	85	-9	1	0.0	0.4
Wednesday, February 05, 2014	7:40	0:10	33	40	36	29	133	5.1	81	-9	1	0.0	1.3
Wednesday, February 05, 2014	7:50	0:10	30	42	32	27	26	4.1	78	-9	1	0.4	1.5
Wednesday, February 05, 2014	8:00	0:10	30	37	33	26	0	3.8	76	-9	1	0.6	1.7
Wednesday, February 05, 2014	8:10	0:10	28	35	30	26	24	4.2	78	-9	1	0.2	0.9
Wednesday, February 05, 2014	8:20	0:10	32	41	36	27	146	5.3	80	-9	1	0.6	

Table B-2: Location B Winter Compliance Evaluation

Date	Time	Duration	Leq	Lmax	L(10)	L(90)	WT E2	WT E2	Onsite Met	Onsite Met	NWS Plymouth	Loc. 6	Loc. 6
	Start Time	(min)	(dBA)	(dBA)	(dBA)	(dBA)	Output (kW)	HH WS (m/s)	WD @ 75m (degrees)	Temp. (°C)	Precip. Obs.	Avg. WS @ 2m (m/s)	Gust WS @ 2m (m/s)
Wednesday, February 05, 2014	8:30	0:10	34	44	36	29	173	5.4	77	-9	1	0.4	1.1
Wednesday, February 05, 2014	8:40	0:10	32	40	34	28	211	5.7	78	-9	1	0.6	1.5
Wednesday, February 05, 2014	8:50	0:10	34	42	36	30	170	5.3	76	-9	1	0.6	1.7
Wednesday, February 05, 2014	9:00	0:10	37	52	38	29	128	5.1	76	-9	1	0.4	1.3
Wednesday, February 05, 2014	9:10	0:10	36	49	39	29	177	5.3	81	-9	1	0.4	1.3
Wednesday, February 05, 2014	9:20	0:10	33	42	35	29	161	5.4	79	-9	1	0.6	2.2
Wednesday, February 05, 2014	9:30	0:10	32	40	35	28	265	6.0	79	-9	1	1.1	2.8
Wednesday, February 05, 2014	9:40	0:10	35	45	38	30	392	6.6	80	-9	1	1.5	3.9
Wednesday, February 05, 2014	9:50	0:10	32	41	35	29	398	6.3	76	-10	1	1.3	3.0
Wednesday, February 05, 2014	10:00	0:10	35	45	38	29	422	6.4	74	-10	1	1.3	3.2
Wednesday, February 05, 2014	10:10	0:10	33	40	35	30	481	6.8	79	-10	1	1.1	2.8
Wednesday, February 05, 2014	10:20	0:10	30	40	32	27	248	5.6	73	-10	1	1.1	2.4
Wednesday, February 05, 2014	10:30	0:10	33	42	36	30	416	6.5	76	-10	1	1.1	2.2
Wednesday, February 05, 2014	10:40	0:10	33	40	35	28	769	7.7	77	-10	1	1.3	3.0
Wednesday, February 05, 2014	10:50	0:10	32	41	33	28	361	6.1	77	-10	1	1.1	2.6
Wednesday, February 05, 2014	11:00	0:10	32	42	35	28	520	6.8	74	-10	1	1.1	3.3
Wednesday, February 05, 2014	11:10	0:10	33	42	36	28	830	8.1	75	-10	1	1.3	3.3
Wednesday, February 05, 2014	11:20	0:10	35	44	38	30	1228	8.9	73	-10	1	0.7	2.0
Wednesday, February 05, 2014	11:30	0:10	38	46	40	34	1092	9.0	74	-10	1	1.1	2.8
Wednesday, February 05, 2014	11:40	0:10	36	44	39	32	1428	9.6	77	-10	1	1.9	4.1
Wednesday, February 05, 2014	11:50	0:10	45	62	49	32	1560	9.9	76	-10	1	1.1	3.0
Wednesday, February 05, 2014	12:00	0:10	35	44	37	32	1200	8.7	76	-10	1	1.1	3.3
Wednesday, February 05, 2014	12:10	0:10	38	47	40	34	1210	8.9	80	-10	1	1.3	3.5
Wednesday, February 05, 2014	12:20	0:10	39	51	43	34	1369	9.3	78	-10	1	1.5	3.7
Wednesday, February 05, 2014	12:30	0:10	38	45	40	35	1378	9.2	75	-10	1	1.9	4.6
Wednesday, February 05, 2014	12:40	0:10	38	46	41	35	1169	9.1	74	-10	1	1.3	3.2
Wednesday, February 05, 2014	12:50	0:10	36	41	38	34	1410	9.6	74	-10	1	1.7	4.8
Wednesday, February 05, 2014	13:00	0:10	36	45	38	32	1191	8.7	72	-10	1	0.6	2.0
Wednesday, February 05, 2014	13:10	0:10	37	49	38	32	1028	8.3	71	-10	1	0.9	2.8
Wednesday, February 05, 2014	13:20	0:10	38	45	40	35	1309	9.5	77	-9	1	1.3	3.7
Wednesday, February 05, 2014	13:30	0:10	37	41	39	34	1602	10.6	75	-9	1	1.5	3.2
Wednesday, February 05, 2014	13:40	0:10	36	43	38	33	1742	11.3	74	-9	1	1.1	2.8
Wednesday, February 05, 2014	13:50	0:10	34	40	36	32	1199	9.5	74	-9	1	1.1	3.0
Wednesday, February 05, 2014	14:00	0:10	32	42	35	29	-35	8.6	73	-9	1	1.3	2.8
Wednesday, February 05, 2014	14:10	0:10	35	41	37	32	-40	8.7	73	-9	1	1.1	3.7
Wednesday, February 05, 2014	14:20	0:10	35	42	37	33	-25	8.8	67	-9	1	0.6	1.7
Wednesday, February 05, 2014	14:30	0:10	32	38	35	29	-24	7.1	64	-9	1	0.9	3.5
Wednesday, February 05, 2014	14:40	0:10	35	45	38	30	-24	6.0	65	-9	1	0.6	2.2
Wednesday, February 05, 2014	14:50	0:10	33	46	36	30	-24	7.1	62	-9	1	0.6	1.9
Wednesday, February 05, 2014	15:00	0:10	33	40	34	30	125	4.5	355	-9	1	0.4	1.7
Wednesday, February 05, 2014	15:10	0:10	33	44	35	29	-35	2.9	24	-9	1	0.2	0.9
Wednesday, February 05, 2014	15:20	0:10	37	43	39	33	16	3.9	37	-8	1	0.0	0.2
Wednesday, February 05, 2014	15:30	0:10	32	36	33	30	-31	2.7	31	-8	1	0.2	0.7
Wednesday, February 05, 2014	15:40	0:10	29	38	31	27	-41	2.1	28	-8	1	0.2	0.9
Wednesday, February 05, 2014	15:50	0:10	31	42	34	26	-43	2.8	37	-8	1	0.0	0.6
Wednesday, February 05, 2014	16:00	0:10	29	36	31	25	-11	3.2	38	-8	1	0.0	0.6
Wednesday, February 05, 2014	16:10	0:10	28	33	30	24	16	3.7	38	-8	1	0.0	0.2
Wednesday, February 05, 2014	16:20	0:10	32	44	36	27	-25	3.2	38	-8	1	0.0	0.0
Wednesday, February 05, 2014	16:30	0:10	29	34	31	25	-33	2.9	37	-8	1	0.0	0.0
Wednesday, February 05, 2014	16:40	0:10	31	41	33	26	-13	3.3	40	-8	1	0.0	0.0
Wednesday, February 05, 2014	16:50	0:10	31	42	33	25	-22	3.0	44	-8	1	0.0	0.7
Wednesday, February 05, 2014	17:00	0:10	31	43	32	25	21	3.7	51	-8	1	0.0	0.6
Wednesday, February 05, 2014	17:10	0:10	29	34	31	26	77	4.2	52	-8	1	0.0	0.0
Wednesday, February 05, 2014	17:20	0:10	30	43	34	24	8	3.3	46	-8	1	0.0	0.0
Wednesday, February 05, 2014	17:30	0:10	29	38	32	25	-34	2.8	43	-8	1	0.0	0.6
Wednesday, February 05, 2014	17:40	0:10	27	33	30	24	-31	2.9	43	-8	1	0.2	0.7
Wednesday, February 05, 2014	17:50	0:10	31	42	35	23	-43	2.5	26	-8	1	0.0	0.0
Wednesday, February 05, 2014	18:00	0:10	29	37	32	24	-41	2.5	24	-8	1	0.0	0.6
Wednesday, February 05, 2014	18:10	0:10	28	36	31	23	-39	2.5	13	-8	1	0.0	0.6
Wednesday, February 05, 2014	18:20	0:10	31	44	33	23	-42	2.7	359	-8	1	0.2	0.7
Wednesday, February 05, 2014	18:30	0:10	31	44	34	23	-29	3.0	355	-8	1	0.2	0.9
Wednesday, February 05, 2014	18:40	0:10	29	39	31	19	0	3.3	349	-9	1	0.2	0.9
Wednesday, February 05, 2014	18:50	0:10	30	38	33	24	8	3.4	347	-9	1	0.2	0.7
Wednesday, February 05, 2014	19:00	0:10	28	35	31	22	2	3.3	345	-9	1	0.2	1.1
Wednesday, February 05, 2014	19:10	0:10	28	38	31	20	30	3.7	339	-9	1	0.4	1.7
Wednesday, February 05, 2014	19:20	0:10	32	40	35	26	85	4.2	332	-9	1	0.4	1.5
Wednesday, February 05, 2014	19:30	0:10	29	37	31	23	32	3.6	333	-9	1	0.4	1.1
Wednesday, February 05, 2014	19:40	0:10	35	55	35	26	16	3.4	340	-9	1	0.7	1.9
Wednesday, February 05, 2014	19:50	0:10	35	45	38	28	163	5.2	335	-9	1	0.6	1.1
Wednesday, February 05, 2014	20:00	0:10	35	45	38	29	607	7.1	322	-9	1	0.4	1.1
Wednesday, February 05, 2014	20:10	0:10	38	52	40	31	1001	8.3	318	-9	1	0.2	0.9
Wednesday, February 05, 2014	20:20	0:10	32	39	35	28	674	7.2	324	-9	1	0.4	0.9
Wednesday, February 05, 2014	20:30	0:10	29	40	32	26	451	6.4	322	-9	1	0.6	1.1
Wednesday, February 05, 2014	20:40	0:10	35	56	38	28	553	6.8	322	-9	1	1.1	3.5
Wednesday, February 05, 2014	20:50	0:10	35	50	38	29	748	7.5	322	-9	1	1.1	2.8
Wednesday, February 05, 2014	21:00	0:10	37	49	40	31	670	7.3	319	-9	1	0.7	1.7
Wednesday, February 05, 2014	21:10	0:10	38	52	41	32	970	8.3	317	-10	1	0.9	3.5
Wednesday, February 05, 2014	21:20	0:10	34	45	38	30	868	7.9	325	-10	1	0.7	2.2
Wednesday, February 05, 2014	21:30	0:10	33	52	35	28	955	8.4	328	-10	1	0.7	2.6
Wednesday, February 05, 2014	21:40	0:10	32	58	35	28	1047	8.4	329	-10	1	0.7	2.8
Wednesday, February 05, 2014	21:50	0:10	33	53	36	30	1049	8.3	324	-10	1	0.9	3.0
Wednesday, February 05, 2014	22:00	0:10	33	48	36	27	1299	9.3	325	-10	1	0.7	2.4
Wednesday, February 05, 2014	22:10	0:10	31	48	34	26	1533	10.3	329	-10	1	0.7	1.9
Wednesday, February 05, 2014	22:20	0:10	34	51	38	29	1375	9.5	326	-10	1	0.7	2.6
Wednesday, February 05, 2014	22:30	0:10	34	50	36	30	1576	10.2	327	-10	1	0.7	2.6
Wednesday, February 05, 2014	22:40	0:10	39	57	43	34	1816	11.4	322	-10	1	0.7	2.2
Wednesday, February 05, 2014	22:50	0:10	40	51	42	36	1905	11.7	320	-10	1	0.6	2.2
Wednesday, February 05, 2014	23:00	0:10	40	48	43	35	1773	10.7	317	-10	1	0.7	1.9
Wednesday, February 05, 2014	23:10	0:10	36	51	39	32	1213	8.5	321	-11	1	0.6	1.9
Wednesday, February 05, 2014	23:20	0:10	34	48	38	30	1178	8.6	321	-11	1	0.6	2.0
Wednesday, February 05, 2014	23:30	0:10	36	52	38	32	1546	10.0	314	-11	1	0.9	2.4
Wednesday, February 05, 2014	23:40	0:10	37	54	39	34	1894	11.7	315	-11	1	0.7	1.7
Wednesday, February 05, 2014	23:50	0:10	38	50	41	36	1645	10.3	317	-11	1	0.6	1.9
Thursday, February 06, 2014	0:00	0:10	37	52	39	33	1440	9.5	320	-11	1	0.4	1.1
Thursday, February 06, 2014	0:10	0:10	37	52	39	34	1431	9.8	325	-12	1	0.7	2.0
Thursday, February 06, 2014	0:20	0:10	39	48	42	34	1109	8.5	334	-12	1	0.9	3.5
Thursday, February 06, 2014	0:30	0:10	39	47	42	34	732	7.4	334	-12	1	0.7	2.4
Thursday, February 06, 2014	0:40	0:10	42	51	45	36	537	9.0	329	-12	1	0.9	3.0
Thursday, February 06, 2014	0:50	0:10	44	54	47	39	1602	9.6	322	-12	1	1.3	4.4
Thursday, February 06, 2014	1:00	0:10	41	50	44	37	1						

Table B-2: Location B Winter Compliance Evaluation

Date	Time	Duration	Leq	Lmax	L(10)	L(90)	WT E2	WT E2	Onsite Met	Onsite Met	NWS Plymouth	Loc. 6	Loc. 6
	Start Time	(min)	(dBA)	(dBA)	(dBA)	(dBA)	Output (kW)	HH WS (m/s)	WD @ 75m (degrees)	Temp. (°C)	Precip. Obs.	Avg. WS @ 2m (m/s)	Gust WS @ 2m (m/s)
Thursday, February 06, 2014	1:30	0:10	38	49	42	31	1078	8.3	325	-13		0.7	2.8
Thursday, February 06, 2014	1:40	0:10	36	50	39	30	1377	9.2	327	-13		0.9	4.3
Thursday, February 06, 2014	1:50	0:10	35	49	37	30	1365	9.2	328	-13		0.9	2.8
Thursday, February 06, 2014	2:00	0:10	35	52	37	29	56	8.2	324	-14		0.7	2.4
Thursday, February 06, 2014	2:10	0:10	33	53	36	28	-40	7.4	325	-14	1	0.6	2.2
Thursday, February 06, 2014	2:20	0:10	32	52	35	27	-34	6.9	330	-14		0.6	3.7
Thursday, February 06, 2014	2:30	0:10	36	51	39	32	-24	8.2	335	-14		1.3	3.5
Thursday, February 06, 2014	2:40	0:10	38	50	40	33	-24	8.9	323	-15		1.3	3.7
Thursday, February 06, 2014	2:50	0:10	38	51	41	34	-24	8.8	325	-15		0.7	2.0
Thursday, February 06, 2014	3:00	0:10	39	51	42	32	836	8.1	325	-15		0.9	2.4
Thursday, February 06, 2014	3:10	0:10	37	47	40	32	741	7.2	331	-15		0.9	2.8
Thursday, February 06, 2014	3:20	0:10	31	47	36	23	567	6.6	338	-15		0.6	1.5
Thursday, February 06, 2014	3:30	0:10	32	53	35	24	941	7.8	332	-15		0.7	1.9
Thursday, February 06, 2014	3:40	0:10	31	50	35	25	1224	8.6	337	-15		0.9	2.8
Thursday, February 06, 2014	3:50	0:10	35	46	39	30	1507	8.9	339	-15		1.3	3.0
Thursday, February 06, 2014	4:00	0:10	38	49	41	33	1458	9.2	332	-15		1.3	2.4
Thursday, February 06, 2014	4:10	0:10	39	51	41	35	1338	9.0	331	-15		2.2	5.0
Thursday, February 06, 2014	4:20	0:10	41	53	44	37	1410	9.5	332	-15		2.2	4.4
Thursday, February 06, 2014	4:30	0:10	42	49	44	37	1424	9.3	334	-16		2.2	4.6
Thursday, February 06, 2014	4:40	0:10	40	47	43	37	1492	9.5	337	-16		1.9	4.6
Thursday, February 06, 2014	4:50	0:10	43	49	45	39	1006	8.2	332	-16		1.3	4.1
Thursday, February 06, 2014	5:00	0:10	42	51	45	38	1384	9.1	333	-16		1.5	6.1
Thursday, February 06, 2014	5:10	0:10	43	51	46	39	1517	9.6	326	-16		1.5	4.1
Thursday, February 06, 2014	5:20	0:10	44	51	46	40	1474	9.5	332	-16		1.5	3.3
Thursday, February 06, 2014	5:30	0:10	46	53	48	43	1878	12.2	334	-17		1.5	3.3
Thursday, February 06, 2014	5:40	0:10	47	56	50	43	2000	14.7	331	-17		1.1	3.0
Thursday, February 06, 2014	5:50	0:10	47	56	50	43	1999	15.5	325	-17		1.3	4.4
Thursday, February 06, 2014	6:00	0:10	48	56	51	45	1985	15.6	320	-17		1.5	3.5
Thursday, February 06, 2014	6:10	0:10	50	57	52	47	1991	15.7	321	-18		0.9	3.9
Thursday, February 06, 2014	6:20	0:10	51	62	54	47	1990	14.8	322	-18		1.3	3.2
Thursday, February 06, 2014	6:30	0:10	51	59	54	49	1984	15.7	322	-18		1.1	4.3
Thursday, February 06, 2014	6:40	0:10	51	57	53	49	1984	14.7	323	-18		1.1	2.4
Thursday, February 06, 2014	6:50	0:10	51	62	53	47	1983	16.1	323	-18		0.9	2.6
Thursday, February 06, 2014	7:00	0:10	49	63	51	45	1981	15.2	322	-18		0.7	3.2
Thursday, February 06, 2014	7:10	0:10	47	52	49	43	1982	14.5	320	-18		0.9	2.4
Thursday, February 06, 2014	7:20	0:10	46	55	49	43	1983	14.0	315	-18		1.1	2.6
Thursday, February 06, 2014	7:30	0:10	47	55	49	43	1975	13.8	313	-18		1.1	2.2
Thursday, February 06, 2014	7:40	0:10	45	53	48	41	1982	13.7	313	-18		1.1	3.0
Thursday, February 06, 2014	7:50	0:10	46	56	49	42	1869	11.6	310	-18		0.9	2.2
Thursday, February 06, 2014	8:00	0:10	44	51	47	41	1969	12.1	306	-18		1.3	3.0
Thursday, February 06, 2014	8:10	0:10	45	53	48	40	1979	12.0	311	-18		1.1	3.2
Thursday, February 06, 2014	8:20	0:10	43	56	46	39	1960	11.5	311	-18		1.1	3.0
Thursday, February 06, 2014	8:30	0:10	42	53	45	38	1961	11.6	307	-17		0.9	2.0
Thursday, February 06, 2014	8:40	0:10	43	52	45	39	1975	12.1	303	-17		0.7	2.0
Thursday, February 06, 2014	8:50	0:10	45	54	48	39	1755	10.8	305	-17		0.9	3.3
Thursday, February 06, 2014	9:00	0:10	44	52	47	40	1572	10.1	305	-17		1.1	3.7
Thursday, February 06, 2014	9:10	0:10	41	50	44	38	1281	9.4	309	-17		1.1	2.6
Thursday, February 06, 2014	9:20	0:10	43	51	46	38	1010	8.3	308	-17		1.1	2.6
Thursday, February 06, 2014	9:30	0:10	42	52	45	37	1340	9.4	307	-16		1.3	3.3
Thursday, February 06, 2014	9:40	0:10	44	53	46	40	1268	9.1	306	-16		1.1	3.0
Thursday, February 06, 2014	9:50	0:10	44	53	47	39	1191	8.9	303	-16		1.1	3.9
Thursday, February 06, 2014	10:00	0:10	42	53	46	37	1295	9.2	302	-15		0.9	2.6
Thursday, February 06, 2014	10:10	0:10	45	56	48	39	1434	9.7	307	-15		0.9	3.2
Thursday, February 06, 2014	10:20	0:10	44	53	47	39	1373	9.3	314	-15		0.7	3.0
Thursday, February 06, 2014	10:30	0:10	44	51	47	40	1731	10.7	317	-15		0.6	1.5
Thursday, February 06, 2014	10:40	0:10	46	52	48	41	1850	11.0	319	-14		0.7	1.7
Thursday, February 06, 2014	10:50	0:10	45	52	48	41	1800	10.9	320	-14		0.6	1.9
Thursday, February 06, 2014	11:00	0:10	43	49	46	40	1870	11.1	320	-14		0.9	2.0
Thursday, February 06, 2014	11:10	0:10	42	52	44	38	1877	11.3	320	-14		0.7	2.4
Thursday, February 06, 2014	11:20	0:10	43	54	46	38	1457	10.0	322	-14		0.6	2.0
Thursday, February 06, 2014	11:30	0:10	44	51	47	40	1502	10.1	312	-14		0.9	2.6
Thursday, February 06, 2014	11:40	0:10	44	52	47	40	1316	9.5	309	-14		0.9	2.8
Thursday, February 06, 2014	11:50	0:10	44	50	46	40	1010	8.5	309	-13		1.1	3.0
Thursday, February 06, 2014	12:00	0:10	44	52	47	40	613	7.3	307	-13		0.7	2.4
Thursday, February 06, 2014	12:10	0:10	42	49	45	37	1498	9.9	304	-12		0.6	2.0
Thursday, February 06, 2014	12:20	0:10	39	48	41	34	1379	9.6	311	-12		0.7	2.6
Thursday, February 06, 2014	12:30	0:10	39	49	42	36	764	7.6	309	-12		0.9	2.8
Thursday, February 06, 2014	12:40	0:10	38	47	41	34	804	7.8	303	-11		0.9	3.2
Thursday, February 06, 2014	12:50	0:10	39	48	42	35	849	8.1	316	-11		1.3	3.0
Thursday, February 06, 2014	13:00	0:10	39	49	41	34	1038	8.6	318	-11		0.9	3.0
Thursday, February 06, 2014	13:10	0:10	39	48	42	34	1189	9.0	317	-11		0.6	1.7
Thursday, February 06, 2014	13:20	0:10	40	46	42	37	948	8.3	320	-11		1.1	3.0
Thursday, February 06, 2014	13:30	0:10	40	51	42	36	763	7.7	306	-11		2.0	4.3
Thursday, February 06, 2014	13:40	0:10	41	48	44	36	763	7.7	304	-11		0.9	2.8
Thursday, February 06, 2014	13:50	0:10	40	48	43	36	946	8.4	299	-10		0.9	2.2
Thursday, February 06, 2014	14:00	0:10	41	51	44	36	403	9.6	305	-10		1.1	3.2
Thursday, February 06, 2014	14:10	0:10	48	71	46	36	-40	9.7	306	-10		0.9	2.4
Thursday, February 06, 2014	14:20	0:10	48	82	46	37	-27	8.0	306	-10		0.7	2.4
Thursday, February 06, 2014	14:30	0:10	38	48	41	34	-24	8.2	306	-10		0.9	2.6
Thursday, February 06, 2014	14:40	0:10	38	51	41	35	-24	8.2	305	-10		0.9	2.4
Thursday, February 06, 2014	14:50	0:10	40	50	43	35	-24	6.3	307	-10		0.9	2.4
Thursday, February 06, 2014	15:00	0:10	38	55	41	33	14	6.2	303	-10		0.4	1.5
Thursday, February 06, 2014	15:10	0:10	37	49	40	32	47	6.2	298	-10		0.4	1.5
Thursday, February 06, 2014	15:20	0:10	37	50	40	32	-40	5.0	301	-10		0.6	1.7
Thursday, February 06, 2014	15:30	0:10	36	49	39	32	-40	4.8	299	-10		0.9	2.2
Thursday, February 06, 2014	15:40	0:10	39	52	42	33	-40	4.1	301	-10		1.1	2.0
Thursday, February 06, 2014	15:50	0:10	36	49	38	32	-39	4.8	296	-10		1.1	2.6
Thursday, February 06, 2014	16:00	0:10	37	46	40	32	-8	5.1	284	-11		0.9	2.6
Thursday, February 06, 2014	16:10	0:10	36	46	38	33	276	5.9	284	-11		0.6	1.5
Thursday, February 06, 2014	16:20	0:10	38	48	40	33	163	5.3	283	-11		0.4	1.1
Thursday, February 06, 2014	16:30	0:10	38	48	40	33	111	4.7	283	-12		0.6	1.5
Thursday, February 06, 2014	16:40	0:10	39	47	42	35	23	3.8	277	-12		0.2	0.7
Thursday, February 06, 2014	16:50	0:10	41	52	43	37	28	3.9	279	-12		0.0	0.0
Thursday, February 06, 2014	17:00	0:10	40	50	43	36	61	4.4	282	-13		0.0	0.0
Thursday, February 06, 2014	17:10	0:10	40	57	42	34	40	4.2	275	-13		0.0	0.0
Thursday, February 06, 2014	17:20	0:10	37	42	39	34	53	4.2	277	-13		0.0	0.6
Thursday, February 06, 2014	17:30	0:10	36	47	39	30	47	4.3	278	-14		0.0	0.0
Thursday, February 06, 2014	17:40	0:10	37	41	39	33	109	4.8	277	-14		0.0	0.0
Thursday, February 06, 2014	17:50	0:10	36	41	38	32	116	4.8	281	-14		0.0	0.0
Thursday, February 06, 2014	18:00	0:10	40	58	42	31	113	4.7	279	-14		0.0	0.0
Thursday, February 06, 2													

Table B-2: Location B Winter Compliance Evaluation

Date	Time	Duration	Leq	Lmax	L(10)	L(90)	WT E2	WT E2	Onsite Met	Onsite Met	NWS Plymouth	Loc. 6	Loc. 6
	Start Time	(min)	(dBA)	(dBA)	(dBA)	(dBA)	Output (kW)	HH WS (m/s)	WD @ 75m (degrees)	Temp. (°C)	Precip. Obs.	Avg. WS @ 2m (m/s)	Gust WS @ 2m (m/s)
Thursday, February 06, 2014	18:30	0:10	35	40	37	31	78	4.4	266	-14		0.0	0.0
Thursday, February 06, 2014	18:40	0:10	35	45	39	30	86	4.6	268	-14		0.0	0.0
Thursday, February 06, 2014	18:50	0:10	36	48	39	31	55	4.2	267	-13		0.0	0.0
Thursday, February 06, 2014	19:00	0:10	36	45	39	30	61	4.4	264	-13		0.0	0.0
Thursday, February 06, 2014	19:10	0:10	37	50	40	33	23	3.8	263	-13		0.0	0.0
Thursday, February 06, 2014	19:20	0:10	38	47	42	29	35	4.3	258	-13		0.0	0.0
Thursday, February 06, 2014	19:30	0:10	37	51	41	27	85	4.7	251	-12		0.0	0.6
Thursday, February 06, 2014	19:40	0:10	35	44	38	29	167	5.3	253	-12		0.0	0.0
Thursday, February 06, 2014	19:50	0:10	33	40	36	28	178	5.3	257	-12		0.0	0.0
Thursday, February 06, 2014	20:00	0:10	33	42	36	26	217	5.5	260	-12		0.0	0.0
Thursday, February 06, 2014	20:10	0:10	37	47	40	28	263	5.8	268	-13		0.0	0.6
Thursday, February 06, 2014	20:20	0:10	38	51	42	27	218	5.5	275	-13		0.2	0.7
Thursday, February 06, 2014	20:30	0:10	37	45	39	31	229	5.6	271	-13		0.0	0.0
Thursday, February 06, 2014	20:40	0:10	34	45	37	27	284	6.0	267	-13		0.2	0.9
Thursday, February 06, 2014	20:50	0:10	33	45	36	25	282	5.9	260	-12		0.2	0.9
Thursday, February 06, 2014	21:00	0:10	36	47	39	29	333	6.3	255	-12		0.0	0.4
Thursday, February 06, 2014	21:10	0:10	33	43	37	25	314	6.3	255	-12		0.0	0.0
Thursday, February 06, 2014	21:20	0:10	34	41	37	29	358	6.3	256	-12		0.0	0.0
Thursday, February 06, 2014	21:30	0:10	33	41	37	28	658	7.7	256	-12		0.2	0.6
Thursday, February 06, 2014	21:40	0:10	32	41	34	27	827	8.2	255	-12		0.4	0.7
Thursday, February 06, 2014	21:50	0:10	36	48	40	28	1076	9.0	256	-12		0.4	1.3
Thursday, February 06, 2014	22:00	0:10	35	48	38	28	1275	9.6	258	-12		0.0	0.0
Thursday, February 06, 2014	22:10	0:10	32	47	36	27	1414	9.6	259	-12		0.2	0.9
Thursday, February 06, 2014	22:20	0:10	32	55	34	25	1341	9.4	258	-12		0.2	1.5
Thursday, February 06, 2014	22:30	0:10	34	47	39	25	1212	9.1	257	-13		0.4	1.1
Thursday, February 06, 2014	22:40	0:10	38	52	43	24	1109	8.8	257	-13		0.2	0.7
Thursday, February 06, 2014	22:50	0:10	35	49	36	22	1063	8.7	259	-13		0.2	0.9
Thursday, February 06, 2014	23:00	0:10	30	45	33	22	895	8.3	264	-13		0.2	1.5
Thursday, February 06, 2014	23:10	0:10	28	38	31	23	773	7.9	267	-14		0.2	0.7
Thursday, February 06, 2014	23:20	0:10	31	44	36	19	961	8.5	264	-14		0.4	1.1
Thursday, February 06, 2014	23:30	0:10	30	43	33	23	1153	9.1	266	-14		0.4	1.1
Thursday, February 06, 2014	23:40	0:10	29	43	32	21	1010	8.5	268	-14		0.0	0.6
Thursday, February 06, 2014	23:50	0:10	34	50	34	20	711	7.5	270	-14		0.2	0.7
Friday, February 07, 2014	0:00	0:10	27	51	30	19	406	6.4	270	-14		0.0	0.0
Friday, February 07, 2014	0:10	0:10	24	36	29	19	442	6.6	275	-14		0.0	0.7
Friday, February 07, 2014	0:20	0:10	28	45	31	19	602	7.1	272	-14		0.0	0.9
Friday, February 07, 2014	0:30	0:10	26	44	29	19	979	8.5	273	-14		0.0	0.4
Friday, February 07, 2014	0:40	0:10	27	43	30	20	1129	8.9	270	-14		0.2	1.3
Friday, February 07, 2014	0:50	0:10	22	45	23	19	1103	8.6	268	-14		0.2	1.1
Friday, February 07, 2014	1:00	0:10	34	59	36	20	1104	8.8	268	-14		0.4	2.4
Friday, February 07, 2014	1:10	0:10	30	62	25	19	1629	10.0	273	-14		0.6	2.2
Friday, February 07, 2014	1:20	0:10	29	45	33	19	1446	9.6	274	-14		0.6	2.0
Friday, February 07, 2014	1:30	0:10	35	66	33	19	1611	10.2	280	-14		0.4	1.5
Friday, February 07, 2014	1:40	0:10	25	51	29	18	1606	10.1	288	-14		0.0	0.7
Friday, February 07, 2014	1:50	0:10	26	52	29	20	1938	11.4	284	-14		0.2	1.5
Friday, February 07, 2014	2:00	0:10	26	51	30	16	30	11.1	280	-14		0.2	0.9
Friday, February 07, 2014	2:10	0:10	28	61	24	15	-46	10.5	281	-14		0.6	2.0
Friday, February 07, 2014	2:20	0:10	29	43	33	15	-25	11.2	293	-14		0.4	1.5
Friday, February 07, 2014	2:30	0:10	24	45	28	15	-24	10.7	285	-14		0.2	1.3
Friday, February 07, 2014	2:40	0:10	30	45	34	15	-23	9.6	280	-14		0.9	2.8
Friday, February 07, 2014	2:50	0:10	19	29	21	16	-25	10.9	276	-14		0.9	2.4
Friday, February 07, 2014	3:00	0:10	27	41	29	24	1399	11.3	276	-14		1.3	3.3
Friday, February 07, 2014	3:10	0:10	35	50	39	25	1745	10.3	273	-14		1.5	3.2
Friday, February 07, 2014	3:20	0:10	28	44	30	25	1643	10.4	276	-14		1.1	2.6
Friday, February 07, 2014	3:30	0:10	31	60	29	26	1821	10.7	278	-14		0.7	2.0
Friday, February 07, 2014	3:40	0:10	32	58	36	26	1746	10.3	279	-14		0.6	2.2
Friday, February 07, 2014	3:50	0:10	36	58	38	25	1975	11.9	277	-14		0.7	2.4
Friday, February 07, 2014	4:00	0:10	27	49	29	24	1914	10.9	277	-14		1.3	4.4
Friday, February 07, 2014	4:10	0:10	34	47	35	25	1842	10.4	274	-14		0.7	2.0
Friday, February 07, 2014	4:20	0:10	31	47	34	25	1362	9.6	280	-14		0.7	2.6
Friday, February 07, 2014	4:30	0:10	28	51	32	24	1149	9.0	276	-14		1.5	3.0
Friday, February 07, 2014	4:40	0:10	35	49	37	26	1114	8.7	276	-14		1.5	3.7
Friday, February 07, 2014	4:50	0:10	35	50	39	26	590	7.1	272	-14		1.9	3.9
Friday, February 07, 2014	5:00	0:10	35	54	38	27	537	7.0	272	-14		1.5	3.5
Friday, February 07, 2014	5:10	0:10	37	46	40	32	624	7.2	274	-14		1.5	3.3
Friday, February 07, 2014	5:20	0:10	41	49	45	35	925	8.2	272	-14		1.5	4.6
Friday, February 07, 2014	5:30	0:10	38	49	41	31	991	8.4	274	-14		1.5	2.8
Friday, February 07, 2014	5:40	0:10	37	53	41	30	981	8.5	273	-14		1.7	3.7
Friday, February 07, 2014	5:50	0:10	40	56	43	33	1191	8.9	274	-14		1.3	2.8
Friday, February 07, 2014	6:00	0:10	40	52	44	31	1368	9.4	273	-14		1.5	3.9
Friday, February 07, 2014	6:10	0:10	40	46	42	36	1526	9.7	273	-14		0.7	2.8
Friday, February 07, 2014	6:20	0:10	39	56	42	36	1323	9.3	274	-14		0.6	1.5
Friday, February 07, 2014	6:30	0:10	41	60	44	36	1463	9.6	271	-14		0.4	1.9
Friday, February 07, 2014	6:40	0:10	39	47	41	36	1805	10.4	271	-14		0.2	1.3
Friday, February 07, 2014	6:50	0:10	41	51	44	36	1735	10.1	268	-14		0.4	1.7
Friday, February 07, 2014	7:00	0:10	40	49	43	36	1596	10.0	268	-14		0.6	2.2
Friday, February 07, 2014	7:10	0:10	40	48	42	36	1916	10.9	267	-14		1.1	3.2
Friday, February 07, 2014	7:20	0:10	42	54	44	38	1648	10.6	268	-14		1.3	3.2
Friday, February 07, 2014	7:30	0:10	44	61	48	38	1693	10.6	268	-14		0.9	3.0
Friday, February 07, 2014	7:40	0:10	42	52	44	38	1572	11.4	268	-14		0.9	2.2
Friday, February 07, 2014	7:50	0:10	41	50	44	37	1661	10.3	269	-14		1.1	3.2
Friday, February 07, 2014	8:00	0:10	41	50	45	37	1407	9.4	269	-14		0.9	3.0
Friday, February 07, 2014	8:10	0:10	42	64	44	37	1651	10.0	274	-13		1.3	3.2
Friday, February 07, 2014	8:20	0:10	40	51	42	36	1623	10.0	273	-13		1.1	3.5
Friday, February 07, 2014	8:30	0:10	40	50	42	35	1256	9.0	276	-13		1.7	4.1
Friday, February 07, 2014	8:40	0:10	40	50	43	35	960	8.3	270	-13		1.5	3.5
Friday, February 07, 2014	8:50	0:10	38	47	40	34	1028	8.4	267	-12		1.1	3.2
Friday, February 07, 2014	9:00	0:10	39	57	41	33	1120	8.8	268	-12		1.3	3.3
Friday, February 07, 2014	9:10	0:10	37	49	40	33	1078	8.8	268	-12		1.7	4.1
Friday, February 07, 2014	9:20	0:10	37	50	40	32	1347	9.6	272	-12		1.5	3.5
Friday, February 07, 2014	9:30	0:10	36	46	39	32	1659	10.5	273	-12		1.3	3.9
Friday, February 07, 2014	9:40	0:10	35	43	37	32	1489	9.8	273	-11		1.7	4.8
Friday, February 07, 2014	9:50	0:10	36	44	38	32	1428	9.5	269	-11		1.7	3.9
Friday, February 07, 2014	10:00	0:10	38	47	41	34	1336	10.3	283	-11		1.7	4.6
Friday, February 07, 2014	10:10	0:10	37	44	40	32	1462	10.1	281	-11		1.9	5.6
Friday, February 07, 2014	10:20	0:10	37	46	40	33	1817	11.2	275	-10		1.9	3.7
Friday, February 07, 2014	10:30	0:10	40	48	43	35	1636	10.8	274	-10		2.0	4.4
Friday, February 07, 2014	10:40	0:10	41	59	44	38	1678	11.1	263	-10		1.9	5.0
Friday, February 07, 2014	10:50	0:10	42	53	44	38	1361	9.7	276	-10		1.3	5.2
Friday, February 07, 2014	11:00	0:10	42	55	46	37	1390	9.8	290	-9		1.3	3.5
Friday, February													

Table B-2: Location B Winter Compliance Evaluation

Date	Time	Duration	Leq	Lmax	L(10)	L(90)	WT E2	WT E2	Onsite Met	Onsite Met	NWS Plymouth	Loc. 6	Loc. 6
	Start Time	(min)	(dBA)	(dBA)	(dBA)	(dBA)	Output (kW)	HH WS (m/s)	WD @ 75m (degrees)	Temp. (°C)	Precip. Obs.	Avg. WS @ 2m (m/s)	Gust WS @ 2m (m/s)
Friday, February 07, 2014	11:30	0:10	42	51	44	39	1817	10.9	290	-9		1.5	3.7
Friday, February 07, 2014	11:40	0:10	40	49	43	36	1820	11.3	285	-9		1.5	4.8
Friday, February 07, 2014	11:50	0:10	41	49	45	35	1811	10.9	280	-9		1.1	2.8
Friday, February 07, 2014	12:00	0:10	40	47	42	36	1368	9.8	279	-8		1.7	3.5
Friday, February 07, 2014	12:10	0:10	40	52	42	37	1217	9.1	282	-9		1.7	3.9
Friday, February 07, 2014	12:20	0:10	41	46	43	38	1063	9.1	279	-9		1.7	4.8
Friday, February 07, 2014	12:30	0:10	41	52	44	34	971	8.4	279	-10		1.5	3.9
Friday, February 07, 2014	12:40	0:10	40	48	42	36	339	6.4	275	-9		1.1	3.2
Friday, February 07, 2014	12:50	0:10	42	52	45	37	868	8.4	282	-8		1.9	3.9
Friday, February 07, 2014	13:00	0:10	38	45	41	35	1448	10.2	292	-7		2.2	5.7
Friday, February 07, 2014	13:10	0:10	39	50	42	35	939	8.5	267	-8		1.7	3.9
Friday, February 07, 2014	13:20	0:10	39	49	42	35	706	7.9	290	-7		1.3	3.5
Friday, February 07, 2014	13:30	0:10	40	49	42	37	1140	9.2	290	-7		1.7	5.2
Friday, February 07, 2014	13:40	0:10	40	51	43	37	1115	8.9	292	-7		1.7	3.9
Friday, February 07, 2014	13:50	0:10	40	48	43	37	656	7.7	274	-7		1.7	5.4
Friday, February 07, 2014	14:00	0:10	39	49	42	35	-43	7.7	275	-8		1.1	2.8
Friday, February 07, 2014	14:10	0:10	40	50	43	36	-35	7.5	286	-7		1.9	4.6
Friday, February 07, 2014	14:20	0:10	37	55	39	33	-25	8.3	287	-7		1.9	3.9
Friday, February 07, 2014	14:30	0:10	36	50	38	33	-25	6.9	272	-7		1.5	3.0
Friday, February 07, 2014	14:40	0:10	40	52	43	33	-25	6.5	266	-8		1.9	5.0
Friday, February 07, 2014	14:50	0:10	40	53	43	34	-24	7.5	258	-8		1.5	3.7
Friday, February 07, 2014	15:00	0:10	38	49	41	32	287	6.6	272	-8		0.9	3.5
Friday, February 07, 2014	15:10	0:10	38	51	40	35	396	6.6	279	-7		1.1	4.1
Friday, February 07, 2014	15:20	0:10	40	52	42	37	417	6.5	274	-8		1.3	4.8
Friday, February 07, 2014	15:30	0:10	39	53	41	35	754	7.9	279	-8		1.3	3.7
Friday, February 07, 2014	15:40	0:10	39	54	41	34	655	7.5	279	-8		1.3	3.3
Friday, February 07, 2014	15:50	0:10	38	52	40	35	579	7.4	275	-8		1.3	2.8
Friday, February 07, 2014	16:00	0:10	38	54	40	35	626	7.5	283	-8		1.3	3.5
Friday, February 07, 2014	16:10	0:10	40	50	44	36	840	8.1	267	-9		0.7	1.5
Friday, February 07, 2014	16:20	0:10	38	55	40	35	868	8.1	250	-9		0.7	3.0
Friday, February 07, 2014	16:30	0:10	38	47	41	34	644	7.3	264	-9		0.7	1.9
Friday, February 07, 2014	16:40	0:10	39	65	41	33	455	6.9	257	-9		0.7	2.2
Friday, February 07, 2014	16:50	0:10	41	63	40	32	485	7.0	249	-10		0.6	1.9
Friday, February 07, 2014	17:00	0:10	40	56	42	34	451	6.8	253	-10		0.7	2.8
Friday, February 07, 2014	17:10	0:10	39	54	40	35	327	6.0	251	-10		0.6	2.0
Friday, February 07, 2014	17:20	0:10	40	48	43	35	198	5.3	244	-10		0.7	1.9
Friday, February 07, 2014	17:30	0:10	41	48	44	34	483	7.0	245	-10		0.4	1.5
Friday, February 07, 2014	17:40	0:10	40	52	43	36	714	7.8	244	-10		0.2	0.7
Friday, February 07, 2014	17:50	0:10	41	49	44	37	598	7.5	247	-10		0.4	3.5
Friday, February 07, 2014	18:00	0:10	42	52	44	36	1112	9.0	251	-10		0.9	2.2
Friday, February 07, 2014	18:10	0:10	41	48	44	34	915	8.4	253	-10		1.3	3.0
Friday, February 07, 2014	18:20	0:10	40	49	43	35	1468	10.0	254	-10		1.5	3.5
Friday, February 07, 2014	18:30	0:10	41	52	43	35	1035	8.7	254	-10		1.1	2.4
Friday, February 07, 2014	18:40	0:10	37	45	40	32	1083	8.7	260	-10		1.5	3.5
Friday, February 07, 2014	18:50	0:10	37	43	40	31	733	7.8	254	-10		1.5	4.4
Friday, February 07, 2014	19:00	0:10	36	42	39	31	845	8.1	256	-10		1.5	4.4
Friday, February 07, 2014	19:10	0:10	37	51	40	32	1597	10.2	248	-10		2.0	4.3
Friday, February 07, 2014	19:20	0:10	36	51	38	33	1790	10.6	256	-10		1.9	4.1
Friday, February 07, 2014	19:30	0:10	36	51	39	31	1510	9.8	259	-10		1.9	4.6
Friday, February 07, 2014	19:40	0:10	33	39	35	29	1229	9.1	262	-10		1.3	4.6
Friday, February 07, 2014	19:50	0:10	34	47	37	29	1333	9.3	267	-11		1.5	3.5
Friday, February 07, 2014	20:00	0:10	34	49	36	30	1438	9.7	272	-11		1.5	3.3
Friday, February 07, 2014	20:10	0:10	33	47	35	29	1274	9.0	270	-11		1.7	4.1
Friday, February 07, 2014	20:20	0:10	34	46	36	31	1094	8.7	274	-11		1.7	4.6
Friday, February 07, 2014	20:30	0:10	38	53	40	32	1158	8.7	269	-11		1.9	3.9
Friday, February 07, 2014	20:40	0:10	34	43	37	30	1395	9.7	267	-11		2.0	3.9
Friday, February 07, 2014	20:50	0:10	38	56	41	31	1455	10.2	270	-11		1.9	3.9
Friday, February 07, 2014	21:00	0:10	36	50	39	31	1987	13.8	271	-11		1.7	4.3
Friday, February 07, 2014	21:10	0:10	36	46	38	31	1997	16.1	265	-11		2.0	5.7
Friday, February 07, 2014	21:20	0:10	35	42	37	32	1991	15.5	263	-11		2.0	5.0
Friday, February 07, 2014	21:30	0:10	38	53	40	32	1978	14.1	266	-11		2.0	5.0
Friday, February 07, 2014	21:40	0:10	34	42	36	31	1396	9.6	270	-11		2.6	6.7
Friday, February 07, 2014	21:50	0:10	36	53	38	31	948	8.4	277	-12		2.4	6.1
Friday, February 07, 2014	22:00	0:10	35	49	38	30	1273	9.2	282	-12		2.8	5.2
Friday, February 07, 2014	22:10	0:10	33	54	35	30	992	8.5	278	-12		2.4	5.0
Friday, February 07, 2014	22:20	0:10	32	51	35	28	1531	10.3	287	-12		2.0	6.3
Friday, February 07, 2014	22:30	0:10	33	51	35	28	1521	10.6	280	-12		2.2	6.3
Friday, February 07, 2014	22:40	0:10	34	45	37	29	1478	10.2	278	-12		2.2	4.8
Friday, February 07, 2014	22:50	0:10	32	49	35	28	1193	9.3	285	-12		2.2	4.6
Friday, February 07, 2014	23:00	0:10	31	42	33	26	1555	10.4	278	-12		1.9	4.8
Friday, February 07, 2014	23:10	0:10	28	38	32	22	729	7.6	286	-12		1.9	4.3
Friday, February 07, 2014	23:20	0:10	32	46	35	24	625	7.5	280	-12		1.5	3.3
Friday, February 07, 2014	23:30	0:10	30	47	34	20	317	6.0	274	-12		1.5	3.7
Friday, February 07, 2014	23:40	0:10	34	47	39	23	140	5.1	280	-12		1.5	3.3
Friday, February 07, 2014	23:50	0:10	33	45	36	22	73	4.3	270	-12		1.5	3.9
Saturday, February 08, 2014	0:00	0:10	26	36	30	19	-40	2.9	268	-12		0.9	4.3
Saturday, February 08, 2014	0:10	0:10	29	42	33	20	-38	2.5	267	-12		0.7	2.6
Saturday, February 08, 2014	0:20	0:10	29	43	34	20	72	4.5	265	-13		1.1	3.3
Saturday, February 08, 2014	0:30	0:10	32	45	37	21	284	6.0	266	-13		1.3	3.7
Saturday, February 08, 2014	0:40	0:10	23	32	24	20	335	6.0	258	-13		1.3	3.7
Saturday, February 08, 2014	0:50	0:10	27	38	32	21	349	6.0	259	-13		0.6	1.9
Saturday, February 08, 2014	1:00	0:10	26	37	29	20	448	6.7	265	-13		0.9	2.8
Saturday, February 08, 2014	1:10	0:10	27	43	28	19	483	6.7	272	-13		0.9	2.6
Saturday, February 08, 2014	1:20	0:10	29	44	34	18	390	6.2	274	-13		0.7	2.6
Saturday, February 08, 2014	1:30	0:10	33	46	37	18	298	6.1	273	-14		1.5	3.7
Saturday, February 08, 2014	1:40	0:10	24	45	24	19	374	6.4	271	-13		1.5	4.6
Saturday, February 08, 2014	1:50	0:10	28	42	33	20	647	7.3	272	-13		1.3	4.1
Saturday, February 08, 2014	2:00	0:10	24	43	20	16	-28	9.3	275	-14		1.7	3.9
Saturday, February 08, 2014	2:10	0:10	26	39	31	17	-41	9.8	276	-14		1.7	5.2
Saturday, February 08, 2014	2:20	0:10	23	49	24	16	-38	9.6	277	-14		1.7	4.6
Saturday, February 08, 2014	2:30	0:10	25	47	27	19	-38	10.3	276	-14		1.7	4.1
Saturday, February 08, 2014	2:40	0:10	23	38	25	20	-39	10.3	279	-14		1.7	5.6
Saturday, February 08, 2014	2:50	0:10	26	55	28	21	-39	11.7	276	-14		1.7	4.4
Saturday, February 08, 2014	3:00	0:10	28	42	30	25	1108	12.8	277	-14		1.5	4.1
Saturday, February 08, 2014	3:10	0:10	25	42	27	23	1970	12.0	275	-14		1.5	4.1
Saturday, February 08, 2014	3:20	0:10	32	49	34	22	1630	10.0	278	-14		1.1	3.2
Saturday, February 08, 2014	3:30	0:10	29	43	31	25	1931	11.2	278	-14		1.7	5.4
Saturday, February 08, 2014	3:40	0:10	26	43	27	24	1997	12.3	278	-15		1.7	4.6
Saturday, February 08, 2014	3:50	0:10	35	50	36	25	1993	12.5	278	-15		1.1	3.9
Saturday, February 08, 2014	4:00	0:10	28	44	29	26	1985	13.3	281	-15		1.7	4.3
Saturday, February 08, 2014													

Table B-2: Location B Winter Compliance Evaluation

Date	Time	Duration	Leq	Lmax	L(10)	L(90)	WT E2	WT E2	Onsite Met	Onsite Met	NWS Plymouth	Loc. 6	Loc. 6
	Start Time	(min)	(dBA)	(dBA)	(dBA)	(dBA)	Output (kW)	HH WS (m/s)	WD @ 75m (degrees)	Temp. (°C)	Precip. Obs.	Avg. WS @ 2m (m/s)	Gust WS @ 2m (m/s)
Saturday, February 08, 2014	4:30	0:10	33	43	35	28	1907	11.4	286	-15		1.3	4.1
Saturday, February 08, 2014	4:40	0:10	34	45	35	29	1967	11.9	284	-15		1.5	4.1
Saturday, February 08, 2014	4:50	0:10	31	42	34	27	1866	10.9	285	-15		1.9	3.9
Saturday, February 08, 2014	5:00	0:10	32	40	35	28	1892	11.3	284	-15		1.1	3.0
Saturday, February 08, 2014	5:10	0:10	32	43	35	28	1980	12.3	283	-15		0.7	2.2
Saturday, February 08, 2014	5:20	0:10	32	44	36	27	1990	12.1	281	-15		1.1	3.5
Saturday, February 08, 2014	5:30	0:10	31	48	34	26	1943	11.2	282	-15		0.9	3.9
Saturday, February 08, 2014	5:40	0:10	33	48	37	26	1729	10.5	280	-15		1.7	4.1
Saturday, February 08, 2014	5:50	0:10	32	46	35	25	1619	10.1	278	-15		1.1	3.0
Saturday, February 08, 2014	6:00	0:10	32	45	37	24	1910	11.4	278	-15		1.3	3.9
Saturday, February 08, 2014	6:10	0:10	34	47	38	25	1977	12.2	277	-15		1.1	3.9
Saturday, February 08, 2014	6:20	0:10	36	49	39	24	1962	12.1	276	-15		0.9	3.0
Saturday, February 08, 2014	6:30	0:10	37	50	41	27	1930	11.4	277	-15		0.7	2.2
Saturday, February 08, 2014	6:40	0:10	35	50	38	28	1858	11.4	277	-15		0.6	2.4
Saturday, February 08, 2014	6:50	0:10	39	51	42	30	1902	11.3	278	-15		0.9	2.8
Saturday, February 08, 2014	7:00	0:10	37	47	40	30	1888	11.0	279	-16		0.7	1.5
Saturday, February 08, 2014	7:10	0:10	38	51	41	27	1923	11.1	279	-16		1.1	2.8
Saturday, February 08, 2014	7:20	0:10	39	51	42	30	1977	11.6	281	-16		0.9	2.8
Saturday, February 08, 2014	7:30	0:10	40	53	42	31	1971	11.7	279	-16		1.1	2.6
Saturday, February 08, 2014	7:40	0:10	39	51	42	32	1975	11.8	279	-15		1.1	3.9
Saturday, February 08, 2014	7:50	0:10	40	56	43	33	1892	11.7	280	-15		1.5	3.7
Saturday, February 08, 2014	8:00	0:10	37	46	40	33	1759	10.7	284	-15		1.3	3.3
Saturday, February 08, 2014	8:10	0:10	39	48	43	34	1862	11.5	283	-15		1.3	3.7
Saturday, February 08, 2014	8:20	0:10	40	53	44	33	1747	10.8	282	-15		1.9	4.4
Saturday, February 08, 2014	8:30	0:10	38	50	40	34	1749	10.7	284	-15		1.9	4.6
Saturday, February 08, 2014	8:40	0:10	37	51	40	33	1886	11.2	286	-15		1.9	3.9
Saturday, February 08, 2014	8:50	0:10	36	49	38	32	1855	10.9	283	-14		1.5	3.9
Saturday, February 08, 2014	9:00	0:10	37	47	39	33	1745	10.8	286	-14		1.7	4.6
Saturday, February 08, 2014	9:10	0:10	36	48	38	32	1558	10.2	286	-14		1.9	6.5
Saturday, February 08, 2014	9:20	0:10	37	51	40	32	1469	9.6	286	-14		1.7	4.6
Saturday, February 08, 2014	9:30	0:10	37	51	39	34	1263	9.3	286	-13		1.9	5.0
Saturday, February 08, 2014	9:40	0:10	39	51	42	33	1073	8.6	281	-13		2.2	6.5
Saturday, February 08, 2014	9:50	0:10	37	51	39	34	976	8.5	290	-13		2.0	4.4
Saturday, February 08, 2014	10:00	0:10	38	51	40	34	1018	8.7	293	-13		1.9	3.9
Saturday, February 08, 2014	10:10	0:10	39	48	43	35	796	7.9	289	-12		2.0	6.5
Saturday, February 08, 2014	10:20	0:10	39	49	41	35	584	7.3	285	-12		2.4	6.5
Saturday, February 08, 2014	10:30	0:10	38	52	40	34	824	8.2	283	-12		1.9	3.5
Saturday, February 08, 2014	10:40	0:10	39	50	41	37	1063	8.8	288	-11		1.7	5.7
Saturday, February 08, 2014	10:50	0:10	46	73	47	36	806	8.1	290	-11		1.7	5.6
Saturday, February 08, 2014	11:00	0:10	42	58	44	36	849	8.4	280	-11		1.9	4.3
Saturday, February 08, 2014	11:10	0:10	41	53	45	36	1323	9.5	288	-10		1.9	5.2
Saturday, February 08, 2014	11:20	0:10	41	59	43	36	1255	9.5	279	-10		1.7	3.7
Saturday, February 08, 2014	11:30	0:10	39	50	41	35	1027	8.5	283	-10		1.9	4.3
Saturday, February 08, 2014	11:40	0:10	41	50	43	37	1035	8.8	279	-10		1.9	4.1
Saturday, February 08, 2014	11:50	0:10	40	48	42	36	928	8.6	277	-10		1.5	3.9
Saturday, February 08, 2014	12:00	0:10	40	50	43	36	887	8.3	283	-9		1.9	4.3
Saturday, February 08, 2014	12:10	0:10	44	64	43	36	687	7.5	284	-9		1.7	3.5
Saturday, February 08, 2014	12:20	0:10	38	49	40	36	785	7.9	283	-9		1.9	3.9
Saturday, February 08, 2014	12:30	0:10	38	51	40	34	379	6.4	296	-9		1.3	3.2
Saturday, February 08, 2014	12:40	0:10	38	56	40	33	229	5.6	284	-8		1.3	3.7
Saturday, February 08, 2014	12:50	0:10	39	51	41	35	374	6.6	282	-8		1.5	2.6
Saturday, February 08, 2014	13:00	0:10	39	49	42	35	260	5.8	305	-8		1.5	3.9
Saturday, February 08, 2014	13:10	0:10	37	48	40	33	168	5.3	315	-8		1.5	3.9
Saturday, February 08, 2014	13:20	0:10	39	53	41	34	199	5.7	299	-8		1.3	3.0
Saturday, February 08, 2014	13:30	0:10	38	48	40	33	351	6.6	292	-8		1.1	3.0
Saturday, February 08, 2014	13:40	0:10	40	53	42	36	469	6.8	288	-8		1.1	3.2
Saturday, February 08, 2014	13:50	0:10	40	51	42	35	415	6.6	303	-7		1.3	3.7
Saturday, February 08, 2014	14:00	0:10	36	56	39	32	-12	5.4	289	-7		1.1	2.4
Saturday, February 08, 2014	14:10	0:10	36	49	39	31	-40	5.3	278	-8		1.1	3.7
Saturday, February 08, 2014	14:20	0:10	34	48	36	31	-32	5.8	291	-7		1.3	3.0
Saturday, February 08, 2014	14:30	0:10	37	50	40	34	-24	5.1	274	-8		1.3	3.2
Saturday, February 08, 2014	14:40	0:10	36	48	39	32	-25	4.5	264	-8		1.3	3.0
Saturday, February 08, 2014	14:50	0:10	35	45	38	31	-24	5.3	260	-8		1.1	2.6
Saturday, February 08, 2014	15:00	0:10	35	46	37	31	97	4.9	275	-8		0.9	2.6
Saturday, February 08, 2014	15:10	0:10	34	47	36	31	81	4.4	276	-8		1.1	2.4
Saturday, February 08, 2014	15:20	0:10	35	54	38	31	153	5.2	281	-8		1.1	2.8
Saturday, February 08, 2014	15:30	0:10	34	46	36	28	263	5.9	286	-8		0.4	1.7
Saturday, February 08, 2014	15:40	0:10	35	43	38	29	213	5.7	274	-8		0.7	2.0
Saturday, February 08, 2014	15:50	0:10	35	47	37	31	16	3.6	254	-9		0.7	1.7
Saturday, February 08, 2014	16:00	0:10	34	40	37	30	14	3.7	258	-9		0.4	1.9
Saturday, February 08, 2014	16:10	0:10	36	46	38	32	35	4.0	268	-9		0.6	1.7
Saturday, February 08, 2014	16:20	0:10	37	46	40	30	119	4.9	254	-9		0.6	1.7
Saturday, February 08, 2014	16:30	0:10	39	57	40	30	106	4.7	259	-9		0.4	1.3
Saturday, February 08, 2014	16:40	0:10	37	48	39	33	175	5.3	265	-10		0.6	1.1
Saturday, February 08, 2014	16:50	0:10	36	48	39	31	170	5.2	264	-10		0.4	1.5
Saturday, February 08, 2014	17:00	0:10	37	44	39	33	195	5.4	266	-10		0.2	1.5
Saturday, February 08, 2014	17:10	0:10	37	45	39	34	107	4.7	271	-10		0.6	1.7
Saturday, February 08, 2014	17:20	0:10	35	42	38	29	127	4.9	267	-10		0.0	0.7
Saturday, February 08, 2014	17:30	0:10	36	46	39	32	252	5.9	263	-10		0.4	1.1
Saturday, February 08, 2014	17:40	0:10	35	42	37	28	313	6.1	262	-10		0.2	1.3
Saturday, February 08, 2014	17:50	0:10	36	44	40	30	305	6.0	261	-10		0.2	0.7
Saturday, February 08, 2014	18:00	0:10	37	43	40	32	329	6.2	259	-10		0.4	1.1
Saturday, February 08, 2014	18:10	0:10	36	42	38	31	607	7.5	263	-10		0.2	0.7
Saturday, February 08, 2014	18:20	0:10	35	41	38	28	431	6.8	262	-10		0.2	2.0
Saturday, February 08, 2014	18:30	0:10	35	44	38	29	515	7.0	268	-10		0.4	1.9
Saturday, February 08, 2014	18:40	0:10	34	41	36	30	517	7.2	266	-10		0.6	2.2
Saturday, February 08, 2014	18:50	0:10	35	48	38	29	408	6.6	273	-10		0.9	2.6
Saturday, February 08, 2014	19:00	0:10	33	42	36	28	403	6.6	276	-10		0.6	1.3
Saturday, February 08, 2014	19:10	0:10	31	40	35	25	384	6.4	275	-10		0.4	0.9
Saturday, February 08, 2014	19:20	0:10	35	47	37	30	363	6.3	274	-10		0.0	0.0
Saturday, February 08, 2014	19:30	0:10	35	54	37	25	327	6.3	275	-10		0.2	0.9
Saturday, February 08, 2014	19:40	0:10	34	43	38	27	93	4.6	277	-10		0.2	1.3
Saturday, February 08, 2014	19:50	0:10	35	43	37	31	124	4.9	290	-10		0.7	1.9
Saturday, February 08, 2014	20:00	0:10	35	46	38	29	238	5.7	302	-10		0.2	1.3
Saturday, February 08, 2014	20:10	0:10	32	42	37	23	311	6.1	298	-11		0.2	1.1
Saturday, February 08, 2014	20:20	0:10	35	47	38	26	464	6.9	304	-11		0.4	1.7
Saturday, February 08, 2014	20:30	0:10	32	40	36	25	380	6.5	304	-11		0.0	0.7
Saturday, February 08, 2014	20:40	0:10	33	41	37	24	498	7.0	309	-11		0.7	1.9
Saturday, February 08, 2014	20:50	0:10	32	40	36	25	621	7.6	324	-11		0.2	1.3
Saturday, February 08, 2014	21:00	0:10	33	46	36	25	718	7.8	325	-11		0.6	1.5
Saturday, February 08, 2014	21:10												

Table B-2: Location B Winter Compliance Evaluation

Date	Time	Duration	Leq	Lmax	L(10)	L(90)	WT E2	WT E2	Onsite Met	Onsite Met	NWS Plymouth	Loc. 6	Loc. 6
	Start Time	(min)	(dBA)	(dBA)	(dBA)	(dBA)	Output (kW)	HH WS (m/s)	WD @ 75m (degrees)	Temp. (°C)	Precip. Obs.	Avg. WS @ 2m (m/s)	Gust WS @ 2m (m/s)
Saturday, February 08, 2014	21:30	0:10	34	43	37	27	565	7.1	323	-11		0.6	1.9
Saturday, February 08, 2014	21:40	0:10	32	42	35	25	517	7.0	324	-11		0.6	1.3
Saturday, February 08, 2014	21:50	0:10	31	40	34	24	439	6.8	326	-11		0.7	1.7
Saturday, February 08, 2014	22:00	0:10	32	59	33	24	250	5.8	327	-11		0.4	1.3
Saturday, February 08, 2014	22:10	0:10	28	35	32	22	212	5.5	327	-11		0.0	0.9
Saturday, February 08, 2014	22:20	0:10	30	37	33	23	107	4.6	319	-12		0.4	1.1
Saturday, February 08, 2014	22:30	0:10	30	40	34	19	48	4.1	319	-12		0.2	0.9
Saturday, February 08, 2014	22:40	0:10	29	36	32	20	94	4.6	316	-12		0.4	1.3
Saturday, February 08, 2014	22:50	0:10	29	41	32	21	130	4.9	319	-12		0.4	1.1
Saturday, February 08, 2014	23:00	0:10	30	36	33	25	244	5.8	320	-12		0.4	1.3
Saturday, February 08, 2014	23:10	0:10	28	47	32	23	335	6.3	321	-12		0.4	1.5
Saturday, February 08, 2014	23:20	0:10	29	43	33	23	483	6.9	324	-12		0.6	1.5
Saturday, February 08, 2014	23:30	0:10	32	51	35	22	466	7.0	326	-12		0.4	1.9
Saturday, February 08, 2014	23:40	0:10	28	42	31	20	495	6.9	324	-12		0.6	2.0
Saturday, February 08, 2014	23:50	0:10	29	36	32	22	529	7.1	329	-12		0.6	1.7
Sunday, February 09, 2014	0:00	0:10	25	34	29	20	585	7.2	324	-12		0.6	1.7
Sunday, February 09, 2014	0:10	0:10	28	40	32	21	512	6.9	325	-12		0.6	2.2
Sunday, February 09, 2014	0:20	0:10	27	43	31	21	401	6.5	321	-12		0.7	1.7
Sunday, February 09, 2014	0:30	0:10	26	36	29	20	390	6.4	321	-12		0.9	2.2
Sunday, February 09, 2014	0:40	0:10	28	51	31	24	549	7.1	322	-12		1.1	3.3
Sunday, February 09, 2014	0:50	0:10	28	49	31	24	524	7.0	323	-12		1.1	2.4
Sunday, February 09, 2014	1:00	0:10	27	39	29	23	808	8.1	320	-12		1.1	3.2
Sunday, February 09, 2014	1:10	0:10	27	44	31	22	779	7.8	321	-12		0.9	2.8
Sunday, February 09, 2014	1:20	0:10	27	47	30	24	846	8.3	319	-13		0.9	2.8
Sunday, February 09, 2014	1:30	0:10	27	45	29	23	621	7.5	324	-13		0.9	2.6
Sunday, February 09, 2014	1:40	0:10	24	43	26	21	491	7.0	328	-13		0.9	2.2
Sunday, February 09, 2014	1:50	0:10	25	50	26	21	441	6.7	326	-13		0.7	2.2
Sunday, February 09, 2014	2:00	0:10	30	49	32	21	-17	5.8	330	-13		0.7	2.2
Sunday, February 09, 2014	2:10	0:10	22	44	23	18	-40	4.6	329	-13		0.7	2.2
Sunday, February 09, 2014	2:20	0:10	16	20	17	15	-39	4.1	332	-13		0.6	1.5
Sunday, February 09, 2014	2:30	0:10	22	35	24	15	-39	4.1	334	-13		0.4	2.0
Sunday, February 09, 2014	2:40	0:10	18	32	20	14	-38	3.5	335	-13		0.2	0.6
Sunday, February 09, 2014	2:50	0:10	20	33	22	14	-39	3.1	326	-13		0.4	1.1
Sunday, February 09, 2014	3:00	0:10	20	34	24	15	-37	2.8	326	-13		0.4	0.9
Sunday, February 09, 2014	3:10	0:10	15	18	16	14	-42	2.6	329	-13		0.4	1.5
Sunday, February 09, 2014	3:20	0:10	15	18	16	14	-42	2.2	329	-13		0.0	0.6
Sunday, February 09, 2014	3:30	0:10	14	18	15	14	-41	2.2	334	-13		0.0	0.6
Sunday, February 09, 2014	3:40	0:10	14	18	14	13	-41	2.4	342	-13		0.2	1.1
Sunday, February 09, 2014	3:50	0:10	16	27	17	13	-41	1.9	343	-13		0.2	0.9
Sunday, February 09, 2014	4:00	0:10	22	34	27	13	-39	2.2	357	-13		0.0	0.4
Sunday, February 09, 2014	4:10	0:10	20	32	24	14	-39	2.2	356	-13		0.0	0.0
Sunday, February 09, 2014	4:20	0:10	29	45	30	14	-38	1.8	349	-13		0.0	0.0
Sunday, February 09, 2014	4:30	0:10	20	30	25	13	-39	1.3	357	-13		0.0	0.0
Sunday, February 09, 2014	4:40	0:10	26	35	31	15	-37	1.8	356	-13		0.0	0.0
Sunday, February 09, 2014	4:50	0:10	25	37	29	16	-35	2.1	351	-13		0.0	0.0
Sunday, February 09, 2014	5:00	0:10	20	33	21	14	-35	1.8	345	-13		0.0	0.0
Sunday, February 09, 2014	5:10	0:10	25	37	31	14	-23	1.9	329	-13		0.0	0.0
Sunday, February 09, 2014	5:20	0:10	22	33	28	14	-20	2.4	330	-13		0.0	0.0
Sunday, February 09, 2014	5:30	0:10	25	37	29	14	-20	2.6	325	-13		0.0	0.0
Sunday, February 09, 2014	5:40	0:10	27	39	30	17	-20	2.5	317	-13		0.0	0.0
Sunday, February 09, 2014	5:50	0:10	28	41	31	14	-19	2.5	316	-13		0.0	0.0
Sunday, February 09, 2014	6:00	0:10	29	39	33	16	-20	1.8	316	-13		0.0	0.0
Sunday, February 09, 2014	6:10	0:10	28	38	33	17	-20	2.5	324	-13		0.0	0.0
Sunday, February 09, 2014	6:20	0:10	30	40	33	22	-33	2.7	332	-13		0.0	0.0
Sunday, February 09, 2014	6:30	0:10	32	47	35	19	-17	3.2	329	-13		0.2	0.7
Sunday, February 09, 2014	6:40	0:10	30	40	34	20	26	3.9	316	-13		0.2	1.1
Sunday, February 09, 2014	6:50	0:10	36	53	38	21	92	4.6	322	-13		0.0	0.0
Sunday, February 09, 2014	7:00	0:10	33	42	37	26	103	4.6	325	-13		0.0	0.0
Sunday, February 09, 2014	7:10	0:10	28	39	32	18	124	4.9	318	-13		0.0	0.0
Sunday, February 09, 2014	7:20	0:10	31	41	34	27	63	4.2	325	-13		0.0	0.0
Sunday, February 09, 2014	7:30	0:10	33	40	36	26	46	4.0	331	-13		0.0	0.0
Sunday, February 09, 2014	7:40	0:10	35	49	39	25	-22	2.9	329	-13		0.0	0.6
Sunday, February 09, 2014	7:50	0:10	35	44	38	27	-41	2.8	329	-13		0.0	0.4
Sunday, February 09, 2014	8:00	0:10	33	44	36	24	-44	2.4	326	-13		0.2	1.1
Sunday, February 09, 2014	8:10	0:10	31	45	34	26	-41	2.5	315	-13		0.4	1.3
Sunday, February 09, 2014	8:20	0:10	34	47	37	28	-44	2.5	319	-12		0.4	1.1
Sunday, February 09, 2014	8:30	0:10	32	40	35	27	-41	2.5	317	-12		0.2	1.1
Sunday, February 09, 2014	8:40	0:10	35	47	38	29	-38	2.0	322	-11		0.6	1.5
Sunday, February 09, 2014	8:50	0:10	32	42	36	22	-38	1.5	314	-11		0.4	0.9
Sunday, February 09, 2014	9:00	0:10	32	40	35	27	-38	1.0	314	-11		0.6	1.7
Sunday, February 09, 2014	9:10	0:10	35	51	37	29	-38	0.7	351	-11		0.7	1.5
Sunday, February 09, 2014	9:20	0:10	35	49	38	29	-37	1.1	21	-10		0.6	1.7
Sunday, February 09, 2014	9:30	0:10	38	53	41	30	-36	1.3	336	-11		0.4	1.7
Sunday, February 09, 2014	9:40	0:10	39	56	42	31	-31	2.4	289	-10		0.6	2.0
Sunday, February 09, 2014	9:50	0:10	35	52	38	29	-13	3.1	317	-10		0.7	2.0
Sunday, February 09, 2014	10:00	0:10	34	55	35	25	14	3.6	324	-10		0.6	1.9
Sunday, February 09, 2014	10:10	0:10	35	46	39	29	-5	3.4	324	-9		0.7	1.9
Sunday, February 09, 2014	10:20	0:10	41	60	39	31	26	4.0	303	-9		0.9	2.0
Sunday, February 09, 2014	10:30	0:10	36	55	38	31	88	4.5	324	-9		0.6	1.9
Sunday, February 09, 2014	10:40	0:10	36	59	39	31	-12	3.3	322	-9		0.7	2.2
Sunday, February 09, 2014	10:50	0:10	39	62	39	29	-41	2.1	311	-9		0.7	1.7
Sunday, February 09, 2014	11:00	0:10	36	52	37	31	-40	2.6	280	-9		0.9	2.0
Sunday, February 09, 2014	11:10	0:10	35	51	37	31	-39	2.2	291	-9		0.6	1.5
Sunday, February 09, 2014	11:20	0:10	34	56	36	31	-39	2.5	289	-8		1.1	2.8
Sunday, February 09, 2014	11:30	0:10	35	42	37	31	50	4.1	281	-8		0.9	3.3
Sunday, February 09, 2014	11:40	0:10	35	44	37	29	76	4.3	263	-7		1.3	3.9
Sunday, February 09, 2014	11:50	0:10	32	38	34	27	48	4.2	274	-7		0.9	2.8
Sunday, February 09, 2014	12:00	0:10	33	38	35	28	-23	3.1	271	-7		0.9	2.6
Sunday, February 09, 2014	12:10	0:10	36	48	38	31	-29	2.9	295	-7		1.3	2.8
Sunday, February 09, 2014	12:20	0:10	34	47	37	29	-41	2.3	247	-7		0.9	3.3
Sunday, February 09, 2014	12:30	0:10	35	46	37	30	-39	3.2	225	-7		0.9	2.8
Sunday, February 09, 2014	12:40	0:10	35	50	38	29	-34	3.2	231	-7		1.1	3.0
Sunday, February 09, 2014	12:50	0:10	37	54	39	31	-40	2.4	234	-6		1.1	4.8
Sunday, February 09, 2014	13:00	0:10	35	51	36	30	-39	2.3	217	-7		0.9	2.4
Sunday, February 09, 2014	13:10	0:10	53	76	47	30	-38	2.4	214	-7		0.6	1.7
Sunday, February 09, 2014	13:20	0:10	35	52	39	28	-38	2.4	268	-7		0.7	2.4
Sunday, February 09, 2014	13:30	0:10	33	42	35	29	-41	3.0	274	-6		1.1	3.0
Sunday, February 09, 2014	13:40	0:10	33	41	36	30	-35	1.4	264	-6		0.9	2.2
Sunday, February 09, 2014	13:50	0:10	33	44	35	28	-34	1.3	256	-7		0.9	2.2
Sunday, February 09, 2014	14:00	0:10	33	45	36	27	-34	2.2	262	-6		1.1	2.8
Sunday, February 09, 2014	14:10	0:10	34	51	37	29	-23	1.2	218	-7		1.3	2.6
Sunday, February 09, 2014	14:20	0:10	31	44	34	28							

Table B-2: Location B Winter Compliance Evaluation

Date	Time	Duration	Leq	Lmax	L(10)	L(90)	WT E2	WT E2	Onsite Met	Onsite Met	NWS Plymouth	Loc. 6	Loc. 6
	Start Time	(min)	(dBA)	(dBA)	(dBA)	(dBA)	Output (kW)	HH WS (m/s)	WD @ 75m (degrees)	Temp. (°C)	Precip. Obs.	Avg. WS @ 2m (m/s)	Gust WS @ 2m (m/s)
Sunday, February 09, 2014	14:30	0:10	33	45	36	28	-20	1.8	249	-7		0.7	1.7
Sunday, February 09, 2014	14:40	0:10	34	52	35	28	-21	3.0	233	-7		0.6	2.2
Sunday, February 09, 2014	14:50	0:10	31	38	34	28	-42	1.5	239	-7		0.9	2.2
Sunday, February 09, 2014	15:00	0:10	32	41	36	25	-41	2.3	256	-7		0.7	1.9
Sunday, February 09, 2014	15:10	0:10	31	38	34	26	-39	1.6	246	-8		0.6	1.5
Sunday, February 09, 2014	15:20	0:10	30	38	32	24	-39	1.8	239	-8		0.7	1.7
Sunday, February 09, 2014	15:30	0:10	32	44	33	26	-39	1.7	302	-8		0.4	1.9
Sunday, February 09, 2014	15:40	0:10	34	45	36	28	-39	1.4	293	-8		0.6	1.7
Sunday, February 09, 2014	15:50	0:10	31	38	34	24	-35	0.7	207	-8		0.2	1.1
Sunday, February 09, 2014	16:00	0:10	30	36	34	24	-36	0.4	201	-8		0.2	1.1
Sunday, February 09, 2014	16:10	0:10	32	41	35	25	-26	1.2	168	-8		0.0	0.0
Sunday, February 09, 2014	16:20	0:10	32	41	35	25	-20	0.8	157	-8		0.0	0.0
Sunday, February 09, 2014	16:30	0:10	31	45	33	24	-20	0.5	179	-8		0.0	0.7
Sunday, February 09, 2014	16:40	0:10	31	38	34	25	-20	0.7	216	-8		0.2	0.7
Sunday, February 09, 2014	16:50	0:10	30	37	33	23	-20	0.8	226	-8		0.2	0.7
Sunday, February 09, 2014	17:00	0:10	33	45	36	27	-21	2.1	225	-8		0.0	0.4
Sunday, February 09, 2014	17:10	0:10	32	40	35	26	-20	2.4	207	-9		0.6	1.7
Sunday, February 09, 2014	17:20	0:10	35	41	37	31	-20	2.2	192	-9		0.4	1.5
Sunday, February 09, 2014	17:30	0:10	34	48	37	26	-20	1.9	182	-9		0.0	1.3
Sunday, February 09, 2014	17:40	0:10	32	41	36	22	-17	2.4	204	-9		0.4	1.5
Sunday, February 09, 2014	17:50	0:10	32	40	36	25	-17	2.6	211	-9		0.6	1.7
Sunday, February 09, 2014	18:00	0:10	30	38	33	21	-17	2.7	197	-9		0.2	0.9
Sunday, February 09, 2014	18:10	0:10	35	53	39	25	-17	2.2	210	-9		0.0	0.7
Sunday, February 09, 2014	18:20	0:10	31	46	34	24	-17	1.6	180	-9		0.0	0.0
Sunday, February 09, 2014	18:30	0:10	33	43	36	21	-17	2.8	167	-9	1	0.2	0.6
Sunday, February 09, 2014	18:40	0:10	30	39	34	21	-16	2.5	160	-10	1	0.2	0.7
Sunday, February 09, 2014	18:50	0:10	30	39	34	21	-16	1.7	155	-10	1	0.4	0.9
Sunday, February 09, 2014	19:00	0:10	28	34	31	22	-16	1.1	149	-10	1	0.0	0.7
Sunday, February 09, 2014	19:10	0:10	30	38	33	23	-16	1.2	141	-10	1	0.0	0.6
Sunday, February 09, 2014	19:20	0:10	30	37	32	20	-16	1.3	148	-10	1	0.0	0.7
Sunday, February 09, 2014	19:30	0:10	28	34	31	21	-16	1.5	150	-10	1	0.0	0.2
Sunday, February 09, 2014	19:40	0:10	31	38	35	22	-16	1.8	146	-10	1	0.0	0.0
Sunday, February 09, 2014	19:50	0:10	29	35	32	21	-16	1.9	154	-10	1	0.0	0.0
Sunday, February 09, 2014	20:00	0:10	31	39	35	25	-16	1.7	153	-10	1	0.0	0.0
Sunday, February 09, 2014	20:10	0:10	26	36	29	20	-16	1.5	162	-10	1	0.0	0.0
Sunday, February 09, 2014	20:20	0:10	28	37	32	19	-16	1.2	151	-10	1	0.0	0.0
Sunday, February 09, 2014	20:30	0:10	23	33	27	18	-16	1.9	139	-10	1	0.0	0.0
Sunday, February 09, 2014	20:40	0:10	27	39	29	18	-16	2.5	140	-10	1	0.0	0.0
Sunday, February 09, 2014	20:50	0:10	24	35	28	18	-20	3.1	131	-10	1	0.0	0.0
Sunday, February 09, 2014	21:00	0:10	32	43	35	21	-30	2.6	122	-10	1	0.0	0.0
Sunday, February 09, 2014	21:10	0:10	32	45	35	21	-38	2.6	124	-10	1	0.0	0.0
Sunday, February 09, 2014	21:20	0:10	26	35	30	20	-38	2.7	118	-10	1	0.0	0.0
Sunday, February 09, 2014	21:30	0:10	29	44	28	19	-37	2.7	127	-10	1	0.0	0.0
Sunday, February 09, 2014	21:40	0:10	28	41	31	19	-35	2.7	132	-10	1	0.0	0.0
Sunday, February 09, 2014	21:50	0:10	35	52	40	21	-35	2.7	133	-10	1	0.0	0.0
Sunday, February 09, 2014	22:00	0:10	29	39	33	20	-35	2.8	147	-10	1	0.0	0.0
Sunday, February 09, 2014	22:10	0:10	28	41	31	19	-35	2.6	158	-10	1	0.0	0.0
Sunday, February 09, 2014	22:20	0:10	21	28	24	19	-34	2.4	160	-10	1	0.0	0.0
Sunday, February 09, 2014	22:30	0:10	24	32	27	19	-31	1.9	164	-9	1	0.0	0.0
Sunday, February 09, 2014	22:40	0:10	26	41	27	18	-31	1.8	160	-9	1	0.0	0.0
Sunday, February 09, 2014	22:50	0:10	22	31	25	17	-17	2.2	164	-9	1	0.0	0.0
Sunday, February 09, 2014	23:00	0:10	21	32	25	15	-17	2.2	168	-9	1	0.0	0.0
Sunday, February 09, 2014	23:10	0:10	21	29	24	18	-16	2.4	170	-9	1	0.0	0.0
Sunday, February 09, 2014	23:20	0:10	22	35	24	16	-16	2.4	171	-9	1	0.0	0.0
Sunday, February 09, 2014	23:30	0:10	23	40	25	15	-16	2.2	171	-9	1	0.0	0.0
Sunday, February 09, 2014	23:40	0:10	25	38	30	15	-16	1.9	171	-9	1	0.0	0.0
Sunday, February 09, 2014	23:50	0:10	19	28	24	14	-16	1.6	178	-10	1	0.0	0.0
Monday, February 10, 2014	0:00	0:10	20	35	21	14	-16	1.5	187	-10	1	0.0	0.0
Monday, February 10, 2014	0:10	0:10	22	39	26	14	-16	1.5	206	-10	1	0.0	0.0
Monday, February 10, 2014	0:20	0:10	15	17	15	14	-16	1.1	221	-10	1	0.0	0.0
Monday, February 10, 2014	0:30	0:10	17	26	20	14	-17	0.8	210	-10	1	0.0	0.0
Monday, February 10, 2014	0:40	0:10	22	37	24	14	-16	0.7	226	-10	1	0.0	0.0
Monday, February 10, 2014	0:50	0:10	20	32	25	15	-17	1.4	229	-10	1	0.0	0.0
Monday, February 10, 2014	1:00	0:10	20	28	24	15	-16	2.1	226	-10	1	0.0	0.0
Monday, February 10, 2014	1:10	0:10	16	25	20	14	-16	1.3	241	-10	1	0.0	0.0
Monday, February 10, 2014	1:20	0:10	21	34	24	14	-17	1.4	249	-10	1	0.0	0.0
Monday, February 10, 2014	1:30	0:10	24	39	24	14	-16	1.4	254	-10	1	0.0	0.6
Monday, February 10, 2014	1:40	0:10	16	21	17	14	-16	1.2	258	-10	1	0.2	0.7
Monday, February 10, 2014	1:50	0:10	21	36	26	14	-19	1.9	265	-10	1	0.0	0.4
Monday, February 10, 2014	2:00	0:10	15	25	15	14	-31	2.1	275	-10	1	0.0	0.0
Monday, February 10, 2014	2:10	0:10	16	29	20	13	-31	2.2	281	-10	1	0.0	0.0
Monday, February 10, 2014	2:20	0:10	15	30	14	13	-31	2.3	290	-10	1	0.0	0.0
Monday, February 10, 2014	2:30	0:10	22	45	25	13	-33	3.2	299	-10	1	0.0	0.0
Monday, February 10, 2014	2:40	0:10	17	29	21	13	-32	4.0	292	-11	1	0.0	0.0
Monday, February 10, 2014	2:50	0:10	14	19	14	13	-31	3.8	288	-11	1	0.0	0.0
Monday, February 10, 2014	3:00	0:10	15	19	15	14	4	3.9	293	-11	1	0.0	0.0
Monday, February 10, 2014	3:10	0:10	17	32	20	14	143	4.9	302	-11	1	0.0	0.6
Monday, February 10, 2014	3:20	0:10	16	20	17	15	295	5.9	302	-11	1	0.0	0.6
Monday, February 10, 2014	3:30	0:10	31	50	35	15	317	5.9	302	-11	1	0.0	0.0
Monday, February 10, 2014	3:40	0:10	28	41	31	17	455	6.8	304	-12	1	0.0	0.0
Monday, February 10, 2014	3:50	0:10	23	33	26	17	653	7.4	305	-11	1	0.0	0.6
Monday, February 10, 2014	4:00	0:10	31	45	33	18	636	7.4	304	-11	1	0.2	1.5
Monday, February 10, 2014	4:10	0:10	28	36	31	21	772	7.4	304	-11	1	0.0	0.9
Monday, February 10, 2014	4:20	0:10	29	37	32	22	892	7.7	302	-11	1	0.0	1.1
Monday, February 10, 2014	4:30	0:10	31	44	35	23	1081	8.3	307	-11	1	0.0	0.9
Monday, February 10, 2014	4:40	0:10	30	40	34	23	1311	8.9	312	-11	1	0.0	0.6
Monday, February 10, 2014	4:50	0:10	30	37	33	25	1318	9.3	313	-11	1	0.0	1.1
Monday, February 10, 2014	5:00	0:10	34	51	37	29	1594	9.6	319	-11	1	0.4	1.9
Monday, February 10, 2014	5:10	0:10	38	48	42	32	1475	8.8	320	-11	1	0.6	1.9
Monday, February 10, 2014	5:20	0:10	33	55	36	29	1473	9.1	318	-12	1	0.7	2.0
Monday, February 10, 2014	5:30	0:10	32	44	35	26	1768	10.6	316	-12	1	0.7	2.0
Monday, February 10, 2014	5:40	0:10	37	57	39	32	1791	11.1	316	-12	1	0.9	3.2
Monday, February 10, 2014	5:50	0:10	35	54	37	32	1743	10.5	314	-12	1	0.9	2.8
Monday, February 10, 2014	6:00	0:10	40	51	42	36	1781	11.1	318	-12	1	0.9	3.0
Monday, February 10, 2014	6:10	0:10	41	52	44	37	1780	10.7	315	-12	1	0.9	2.8
Monday, February 10, 2014	6:20	0:10	40	51	43	35	1595	10.1	320	-12	1	0.7	1.9
Monday, February 10, 2014	6:30	0:10	40	55	43	36	1914	11.4	318	-12	1	0.9	2.4
Monday, February 10, 2014	6:40	0:10	40	52	42	36	1840	10.9	318	-13	1	0.7	2.0
Monday, February 10, 2014	6:50	0:10	42	50	44	39	1907	11.0	317	-13	1	0.7	1.9
Monday, February 10, 2014	7:00	0:10	40	48	42	35	1776	10.5	317	-13	1	0.4	

Table B-2: Location B Winter Compliance Evaluation

Date	Time	Duration	Leq	Lmax	L(10)	L(90)	WT E2	WT E2	Onsite Met	Onsite Met	NWS Plymouth	Loc. 6	Loc. 6
	Start Time	(min)	(dBA)	(dBA)	(dBA)	(dBA)	Output (kW)	HH WS (m/s)	WD @ 75m (degrees)	Temp. (°C)	Precip. Obs.	Avg. WS @ 2m (m/s)	Gust WS @ 2m (m/s)
Monday, February 10, 2014	7:30	0:10	42	52	44	37	1572	10.2	327	-13	1	0.9	1.9
Monday, February 10, 2014	7:40	0:10	42	54	44	39	1972	12.1	325	-13	1	1.1	3.0
Monday, February 10, 2014	7:50	0:10	43	53	45	38	1976	12.3	325	-13	1	1.1	3.7
Monday, February 10, 2014	8:00	0:10	41	52	44	37	1991	11.9	328	-13	1	1.3	3.3
Monday, February 10, 2014	8:10	0:10	41	52	43	37	1992	11.9	327	-13	1	1.1	2.6
Monday, February 10, 2014	8:20	0:10	40	53	42	36	1996	13.3	324	-13	1	1.3	3.0
Monday, February 10, 2014	8:30	0:10	40	52	42	36	1688	11.2	321	-13		1.3	3.9
Monday, February 10, 2014	8:40	0:10	40	49	42	34	1929	12.0	322	-13		1.7	3.9
Monday, February 10, 2014	8:50	0:10	41	51	44	36	1971	12.6	323	-13		1.5	4.4
Monday, February 10, 2014	9:00	0:10	39	52	41	34	1569	9.6	326	-13		1.7	4.1
Monday, February 10, 2014	9:10	0:10	38	53	41	34	994	8.1	325	-13		1.7	4.4
Monday, February 10, 2014	9:20	0:10	39	53	43	34	1696	10.1	323	-13		1.7	4.1
Monday, February 10, 2014	9:30	0:10	37	49	40	34	1738	10.8	329	-12		1.7	5.4
Monday, February 10, 2014	9:40	0:10	39	54	42	35	1556	9.7	323	-13		2.2	5.9
Monday, February 10, 2014	9:50	0:10	42	53	44	38	1707	11.0	317	-13		2.0	5.7
Monday, February 10, 2014	10:00	0:10	45	56	48	38	1763	11.5	307	-12		1.3	4.6
Monday, February 10, 2014	10:10	0:10	44	53	47	37	1796	11.6	308	-12	1	1.9	4.4
Monday, February 10, 2014	10:20	0:10	44	53	47	39	1672	11.4	315	-12	1	1.3	3.3
Monday, February 10, 2014	10:30	0:10	42	53	44	38	1884	12.2	321	-12		1.9	4.1
Monday, February 10, 2014	10:40	0:10	42	54	46	35	1877	11.8	319	-12		2.0	4.4
Monday, February 10, 2014	10:50	0:10	42	56	44	37	1355	9.8	316	-11		1.3	3.5
Monday, February 10, 2014	11:00	0:10	44	54	46	40	1734	11.1	302	-11		1.9	4.6
Monday, February 10, 2014	11:10	0:10	40	56	42	34	1289	9.6	323	-10	1	1.5	5.0
Monday, February 10, 2014	11:20	0:10	38	51	41	33	1115	8.8	312	-11	1	1.3	4.8
Monday, February 10, 2014	11:30	0:10	39	54	42	34	615	7.5	312	-10	1	1.7	4.8
Monday, February 10, 2014	11:40	0:10	41	52	44	37	1073	8.9	318	-10	1	1.3	3.5
Monday, February 10, 2014	11:50	0:10	41	53	44	37	1150	9.3	311	-10		2.0	5.4
Monday, February 10, 2014	12:00	0:10	41	50	43	36	984	8.8	302	-11		1.9	5.4
Monday, February 10, 2014	12:10	0:10	42	52	45	38	668	7.7	301	-11		2.2	4.8
Monday, February 10, 2014	12:20	0:10	40	53	42	35	680	8.0	302	-11		2.0	5.2
Monday, February 10, 2014	12:30	0:10	42	55	45	37	947	8.7	304	-11		2.2	7.2
Monday, February 10, 2014	12:40	0:10	40	55	42	36	980	8.8	306	-11		2.2	5.6
Monday, February 10, 2014	12:50	0:10	37	53	41	34	767	8.1	306	-11		2.0	4.6
Monday, February 10, 2014	13:00	0:10	40	54	42	36	1359	10.2	309	-11		1.9	5.2
Monday, February 10, 2014	13:10	0:10	39	56	41	35	1038	8.9	311	-11		1.9	5.0
Monday, February 10, 2014	13:20	0:10	41	59	43	38	782	8.0	313	-11		1.5	5.0
Monday, February 10, 2014	13:30	0:10	40	51	43	36	1511	10.4	311	-11		1.9	4.6
Monday, February 10, 2014	13:40	0:10	38	47	40	35	1547	10.7	302	-11		1.3	4.6
Monday, February 10, 2014	13:50	0:10	40	52	43	34	1364	10.8	294	-11		1.7	4.3
Monday, February 10, 2014	14:00	0:10	39	54	41	35	-49	8.9	298	-9		1.9	4.8
Monday, February 10, 2014	14:10	0:10	43	59	45	38	-36	9.7	301	-10		1.5	3.9
Monday, February 10, 2014	14:20	0:10	42	52	45	38	-25	10.6	288	-10		1.7	3.9
Monday, February 10, 2014	14:30	0:10	42	54	44	39	-25	9.8	289	-10		2.0	4.3
Monday, February 10, 2014	14:40	0:10	42	54	45	38	-24	10.4	287	-10		1.9	4.3
Monday, February 10, 2014	14:50	0:10	42	53	46	38	-23	10.7	308	-9		1.7	3.9
Monday, February 10, 2014	15:00	0:10	44	52	47	40	1074	11.2	309	-10		1.9	4.8
Monday, February 10, 2014	15:10	0:10	45	55	48	39	1880	12.0	309	-11		1.3	3.2
Monday, February 10, 2014	15:20	0:10	43	51	45	40	1758	11.0	309	-11		1.1	3.0
Monday, February 10, 2014	15:30	0:10	42	51	45	37	1468	10.1	307	-12		1.5	4.1
Monday, February 10, 2014	15:40	0:10	40	51	43	36	1759	10.6	303	-12		1.3	3.5
Monday, February 10, 2014	15:50	0:10	42	56	45	35	1301	9.3	299	-12		1.1	3.3
Monday, February 10, 2014	16:00	0:10	41	54	44	36	772	8.0	302	-12		1.7	4.1
Monday, February 10, 2014	16:10	0:10	39	53	41	35	1110	8.9	300	-11		1.7	5.2
Monday, February 10, 2014	16:20	0:10	39	52	42	35	1017	8.6	305	-12		1.5	3.3
Monday, February 10, 2014	16:30	0:10	37	56	39	33	932	8.6	312	-12		1.3	3.3
Monday, February 10, 2014	16:40	0:10	37	44	38	33	1102	8.8	314	-12		0.7	2.6
Monday, February 10, 2014	16:50	0:10	36	43	38	33	1503	10.3	312	-12		0.7	2.2
Monday, February 10, 2014	17:00	0:10	37	45	39	35	1751	11.0	307	-13		0.6	1.9
Monday, February 10, 2014	17:10	0:10	37	44	40	32	1340	9.5	308	-13		0.7	2.0
Monday, February 10, 2014	17:20	0:10	38	47	40	35	1456	9.8	308	-13		0.9	2.6
Monday, February 10, 2014	17:30	0:10	35	44	39	30	1168	8.9	310	-13		0.6	1.5
Monday, February 10, 2014	17:40	0:10	36	42	39	31	1457	9.8	310	-13		0.7	1.9
Monday, February 10, 2014	17:50	0:10	37	43	39	33	1377	9.4	311	-13		0.7	1.9
Monday, February 10, 2014	18:00	0:10	35	43	38	30	1463	9.8	307	-13		0.7	2.0
Monday, February 10, 2014	18:10	0:10	37	46	40	31	1571	10.1	308	-13		0.9	1.7
Monday, February 10, 2014	18:20	0:10	37	46	40	31	1521	10.0	311	-13		0.6	1.5
Monday, February 10, 2014	18:30	0:10	35	50	37	29	1237	9.2	308	-13		0.2	1.3
Monday, February 10, 2014	18:40	0:10	39	51	42	29	973	8.5	309	-13		0.0	0.9
Monday, February 10, 2014	18:50	0:10	35	43	38	31	1189	9.2	309	-14		0.2	1.1
Monday, February 10, 2014	19:00	0:10	35	41	38	30	1245	9.3	307	-14		0.4	0.7
Monday, February 10, 2014	19:10	0:10	36	47	39	29	1276	9.4	308	-14		0.4	1.9
Monday, February 10, 2014	19:20	0:10	36	47	39	29	1038	8.7	314	-14		0.7	1.9
Monday, February 10, 2014	19:30	0:10	36	46	39	26	951	8.5	308	-14		0.6	1.5
Monday, February 10, 2014	19:40	0:10	38	48	41	31	986	8.6	307	-14		0.4	1.7
Monday, February 10, 2014	19:50	0:10	36	45	40	25	1040	8.8	303	-14		0.0	0.2
Monday, February 10, 2014	20:00	0:10	37	48	42	25	951	8.5	303	-14		0.0	1.1
Monday, February 10, 2014	20:10	0:10	33	48	38	22	1089	8.9	303	-14		0.0	0.0
Monday, February 10, 2014	20:20	0:10	35	43	38	29	917	8.4	305	-15		0.0	0.0
Monday, February 10, 2014	20:30	0:10	36	46	39	28	872	8.1	307	-14		0.0	0.0
Monday, February 10, 2014	20:40	0:10	32	44	35	21	927	8.4	309	-15		0.0	0.0
Monday, February 10, 2014	20:50	0:10	33	44	36	22	946	8.3	304	-15		0.0	0.0
Monday, February 10, 2014	21:00	0:10	33	40	36	24	918	8.1	304	-15		0.0	0.0
Monday, February 10, 2014	21:10	0:10	32	40	35	26	1124	9.1	311	-15		0.0	0.0
Monday, February 10, 2014	21:20	0:10	34	43	37	26	1255	9.5	313	-15		0.0	0.7
Monday, February 10, 2014	21:30	0:10	32	42	37	20	1056	8.7	311	-15		0.0	0.7
Monday, February 10, 2014	21:40	0:10	36	49	40	25	952	8.5	313	-15		0.2	0.9
Monday, February 10, 2014	21:50	0:10	34	48	37	24	1032	8.6	320	-15		0.0	0.6
Monday, February 10, 2014	22:00	0:10	31	43	35	23	1031	8.7	325	-15		0.4	0.9
Monday, February 10, 2014	22:10	0:10	33	44	38	24	981	8.5	325	-15		0.2	0.7
Monday, February 10, 2014	22:20	0:10	30	46	33	21	931	8.3	322	-15		0.0	0.0
Monday, February 10, 2014	22:30	0:10	36	51	40	18	910	8.3	319	-15		0.0	0.0
Monday, February 10, 2014	22:40	0:10	30	41	35	20	794	8.0	317	-15		0.0	0.0
Monday, February 10, 2014	22:50	0:10	34	48	36	21	790	7.9	314	-15		0.0	0.0
Monday, February 10, 2014	23:00	0:10	29	47	32	18	717	7.9	315	-15		0.0	0.0
Monday, February 10, 2014	23:10	0:10	34	47	38	24	565	7.3	317	-15		0.0	0.0
Monday, February 10, 2014	23:20	0:10	33	49	38	18	522	7.2	317	-16		0.0	0.0
Monday, February 10, 2014	23:30	0:10	31	48	35	21	522	7.2	316	-16		0.0	0.0
Monday, February 10, 2014	23:40	0:10	35	55	35	17	449	6.8	316	-16		0.2	0.6
Monday, February 10, 2014	23:50	0:10	28	38	31	20	401	6.5	316	-16		0.2	0.6
Tuesday, February 11, 2014	0:00	0:10	29	60</									

Table B-2: Location B Winter Compliance Evaluation

Date	Time	Duration	Leq	Lmax	L(10)	L(90)	WT E2	WT E2	Onsite Met	Onsite Met	NWS Plymouth	Loc. 6	Loc. 6
	Start Time	(min)	(dBA)	(dBA)	(dBA)	(dBA)	Output (kW)	HH WS (m/s)	WD @ 75m (degrees)	Temp. (°C)	Precip. Obs.	Avg. WS @ 2m (m/s)	Gust WS @ 2m (m/s)
Tuesday, February 11, 2014	0:30	0:10	26	39	29	18	330	5.8	320	-16		0.0	0.0
Tuesday, February 11, 2014	0:40	0:10	21	40	22	17	265	5.2	319	-16		0.0	0.0
Tuesday, February 11, 2014	0:50	0:10	23	39	26	20	225	4.9	317	-16		0.0	0.0
Tuesday, February 11, 2014	1:00	0:10	22	38	24	20	282	5.0	320	-16		0.0	0.0
Tuesday, February 11, 2014	1:10	0:10	25	48	27	21	326	5.5	320	-16		0.0	0.2
Tuesday, February 11, 2014	1:20	0:10	27	43	30	23	372	5.7	317	-16		0.0	0.2
Tuesday, February 11, 2014	1:30	0:10	28	57	29	22	439	5.7	314	-16		0.0	0.0
Tuesday, February 11, 2014	1:40	0:10	24	32	26	22	496	5.8	309	-16		0.0	0.0
Tuesday, February 11, 2014	1:50	0:10	25	43	28	22	539	6.5	306	-16		0.0	0.0
Tuesday, February 11, 2014	2:00	0:10	27	40	30	23	14	7.2	303	-16		0.0	0.0
Tuesday, February 11, 2014	2:10	0:10	29	36	31	26	-39	7.2	301	-17		0.0	0.0
Tuesday, February 11, 2014	2:20	0:10	27	34	29	24	-38	7.6	301	-17		0.2	1.1
Tuesday, February 11, 2014	2:30	0:10	27	40	30	24	-39	7.7	301	-17		0.4	1.5
Tuesday, February 11, 2014	2:40	0:10	26	46	29	21	-38	7.5	304	-17		0.4	1.7
Tuesday, February 11, 2014	2:50	0:10	27	56	30	22	-39	7.3	305	-17		0.0	0.6
Tuesday, February 11, 2014	3:00	0:10	28	46	30	25	492	6.6	305	-17		0.4	1.5
Tuesday, February 11, 2014	3:10	0:10	29	46	32	26	731	6.9	306	-17		0.0	0.0
Tuesday, February 11, 2014	3:20	0:10	32	48	34	26	634	6.4	302	-17		0.0	0.0
Tuesday, February 11, 2014	3:30	0:10	27	45	30	18	608	6.7	298	-17		0.0	0.0
Tuesday, February 11, 2014	3:40	0:10	32	47	34	17	514	6.4	297	-17		0.0	0.0
Tuesday, February 11, 2014	3:50	0:10	17	36	18	16	539	6.3	294	-17		0.0	0.0
Tuesday, February 11, 2014	4:00	0:10	27	40	32	17	480	5.9	293	-17		0.0	0.2
Tuesday, February 11, 2014	4:10	0:10	31	44	34	20	524	6.2	291	-17		0.0	1.1
Tuesday, February 11, 2014	4:20	0:10	32	44	35	21	462	5.9	292	-17		0.0	0.2
Tuesday, February 11, 2014	4:30	0:10	25	43	28	20	613	6.5	294	-17		0.0	0.0
Tuesday, February 11, 2014	4:40	0:10	29	43	33	23	649	6.7	295	-17		0.0	0.0
Tuesday, February 11, 2014	4:50	0:10	32	52	35	23	528	6.3	295	-17		0.0	0.4
Tuesday, February 11, 2014	5:00	0:10	33	57	36	25	604	6.6	298	-17		0.0	0.4
Tuesday, February 11, 2014	5:10	0:10	34	45	39	27	810	6.9	298	-17		0.0	0.0
Tuesday, February 11, 2014	5:20	0:10	34	49	38	27	705	6.7	297	-17		0.0	0.0
Tuesday, February 11, 2014	5:30	0:10	36	59	40	27	573	6.2	298	-17		0.0	0.0
Tuesday, February 11, 2014	5:40	0:10	34	50	38	26	446	5.6	298	-17		0.0	0.0
Tuesday, February 11, 2014	5:50	0:10	32	41	35	27	389	5.9	298	-17		0.0	0.0
Tuesday, February 11, 2014	6:00	0:10	38	53	42	33	406	5.9	297	-17		0.0	0.0
Tuesday, February 11, 2014	6:10	0:10	38	48	40	33	525	6.3	297	-17		0.0	0.0
Tuesday, February 11, 2014	6:20	0:10	36	47	38	33	653	6.6	296	-17		0.0	0.0
Tuesday, February 11, 2014	6:30	0:10	37	45	40	32	569	6.3	293	-17		0.0	0.0
Tuesday, February 11, 2014	6:40	0:10	40	48	43	36	424	5.7	295	-18		0.0	0.0
Tuesday, February 11, 2014	6:50	0:10	40	46	42	36	479	5.9	296	-17		0.0	0.0
Tuesday, February 11, 2014	7:00	0:10	39	48	42	36	489	6.0	299	-17		0.0	0.0
Tuesday, February 11, 2014	7:10	0:10	39	49	42	36	475	6.0	297	-17	1	0.0	0.0
Tuesday, February 11, 2014	7:20	0:10	38	45	40	36	841	7.3	299	-17	1	0.0	0.0
Tuesday, February 11, 2014	7:30	0:10	39	49	42	36	1191	7.6	303	-17	1	0.4	0.7
Tuesday, February 11, 2014	7:40	0:10	39	47	41	34	1357	8.1	308	-17	1	0.4	0.9
Tuesday, February 11, 2014	7:50	0:10	38	48	41	34	1697	9.9	309	-16		0.2	0.9
Tuesday, February 11, 2014	8:00	0:10	36	49	39	31	1626	9.5	306	-16		0.2	0.9
Tuesday, February 11, 2014	8:10	0:10	40	50	43	33	1741	9.9	307	-17		0.4	1.3
Tuesday, February 11, 2014	8:20	0:10	37	47	39	33	1171	8.0	306	-16		0.7	1.5
Tuesday, February 11, 2014	8:30	0:10	40	56	42	34	877	7.1	310	-16		0.6	1.7
Tuesday, February 11, 2014	8:40	0:10	39	48	42	33	1157	8.3	311	-15		0.7	1.9
Tuesday, February 11, 2014	8:50	0:10	39	51	42	35	1584	9.8	312	-15		0.6	1.5
Tuesday, February 11, 2014	9:00	0:10	41	60	43	35	1774	10.2	313	-15		0.6	2.0
Tuesday, February 11, 2014	9:10	0:10	43	60	46	37	1684	9.9	310	-15		0.4	1.1
Tuesday, February 11, 2014	9:20	0:10	41	51	44	38	1845	10.5	312	-15		0.7	2.2
Tuesday, February 11, 2014	9:30	0:10	40	48	43	36	1816	10.3	311	-15		1.3	5.2
Tuesday, February 11, 2014	9:40	0:10	40	48	42	37	1833	10.6	307	-15		0.9	2.8
Tuesday, February 11, 2014	9:50	0:10	43	51	46	39	1689	10.7	309	-14		0.9	2.8
Tuesday, February 11, 2014	10:00	0:10	42	52	45	37	1788	11.5	309	-14		1.5	4.1
Tuesday, February 11, 2014	10:10	0:10	43	49	45	40	1665	10.3	310	-14		2.2	5.2
Tuesday, February 11, 2014	10:20	0:10	45	54	49	39	1442	9.9	304	-14		1.7	4.3
Tuesday, February 11, 2014	10:30	0:10	44	53	47	40	1954	12.7	302	-13		1.7	4.1
Tuesday, February 11, 2014	10:40	0:10	45	57	47	41	1918	12.4	307	-13		1.5	4.3
Tuesday, February 11, 2014	10:50	0:10	45	54	48	41	1728	11.3	302	-13		1.3	3.7
Tuesday, February 11, 2014	11:00	0:10	44	57	47	40	1836	11.8	312	-13		1.5	3.2
Tuesday, February 11, 2014	11:10	0:10	44	53	48	39	1939	12.8	300	-13		1.3	3.3
Tuesday, February 11, 2014	11:20	0:10	42	50	45	38	1727	10.9	301	-13		0.9	2.8
Tuesday, February 11, 2014	11:30	0:10	43	50	46	39	1474	9.9	300	-12		0.9	2.8
Tuesday, February 11, 2014	11:40	0:10	43	49	45	38	1172	9.5	294	-12		1.3	3.7
Tuesday, February 11, 2014	11:50	0:10	42	51	45	37	1663	10.6	306	-12		2.0	4.6
Tuesday, February 11, 2014	12:00	0:10	43	59	47	38	1176	9.0	310	-13		1.9	4.3
Tuesday, February 11, 2014	12:10	0:10	43	52	46	36	1274	9.4	315	-13		1.9	3.7
Tuesday, February 11, 2014	12:20	0:10	44	52	47	41	1684	11.0	311	-13		2.2	4.6
Tuesday, February 11, 2014	12:30	0:10	45	52	47	41	1816	12.6	310	-13		2.0	5.2
Tuesday, February 11, 2014	12:40	0:10	47	59	50	43	1857	12.0	311	-13		1.3	4.3
Tuesday, February 11, 2014	12:50	0:10	45	53	47	40	1924	12.7	308	-13		1.5	4.3
Tuesday, February 11, 2014	13:00	0:10	46	56	49	42	1919	12.8	306	-12		2.4	5.4
Tuesday, February 11, 2014	13:10	0:10	45	53	48	39	1932	11.7	298	-12		1.7	5.0
Tuesday, February 11, 2014	13:20	0:10	41	47	44	37	1966	13.1	296	-12		1.5	3.9
Tuesday, February 11, 2014	13:30	0:10	40	49	43	35	1711	11.0	290	-11		1.7	3.2
Tuesday, February 11, 2014	13:40	0:10	43	51	46	39	1609	10.7	301	-11		1.9	5.9
Tuesday, February 11, 2014	13:50	0:10	43	53	45	38	1069	10.9	307	-11		2.2	5.2
Tuesday, February 11, 2014	14:00	0:10	42	53	46	38	-51	11.6	307	-11		1.7	4.4
Tuesday, February 11, 2014	14:10	0:10	42	51	44	37	-39	9.9	297	-11		1.9	5.2
Tuesday, February 11, 2014	14:20	0:10	42	51	46	36	-26	10.9	304	-11		1.7	4.8
Tuesday, February 11, 2014	14:30	0:10	41	49	44	36	-25	11.6	313	-12		1.1	3.7
Tuesday, February 11, 2014	14:40	0:10	44	52	46	39	-24	11.3	310	-13		1.3	4.3
Tuesday, February 11, 2014	14:50	0:10	43	51	45	39	-23	12.2	309	-13		1.3	3.2
Tuesday, February 11, 2014	15:00	0:10	42	52	45	36	86	12.0	319	-12		1.3	3.3
Tuesday, February 11, 2014	15:10	0:10	39	51	40	36	-41	10.9	314	-12		1.7	3.3
Tuesday, February 11, 2014	15:20	0:10	41	59	45	36	-40	11.0	308	-12		1.7	5.4
Tuesday, February 11, 2014	15:30	0:10	41	49	43	38	-39	10.4	306	-12		1.5	3.7
Tuesday, February 11, 2014	15:40	0:10	42	51	45	39	-38	11.0	311	-12		2.0	4.8
Tuesday, February 11, 2014	15:50	0:10	41	50	44	37	-39	12.4	308	-13		1.7	4.8
Tuesday, February 11, 2014	16:00	0:10	39	50	41	36	1467	12.2	307	-13		1.9	5.2
Tuesday, February 11, 2014	16:10	0:10	39	51	41	36	1924	12.7	308	-13		1.7	4.3
Tuesday, February 11, 2014	16:20	0:10	40	51	43	36	1995	13.3	306	-13		1.3	3.0
Tuesday, February 11, 2014	16:30	0:10	39	52	41	35	1722	10.9	314	-13		1.3	3.7
Tuesday, February 11, 2014	16:40	0:10	38	50	40	34	1917	11.9	317	-14		0.7	3.5
Tuesday, February 11, 2014	16:50	0:10	36	51	39	33	1624	10.6	307	-14		1.1	2.8
Tuesday, February 11, 2014	17:00	0:10	39	47	41	35	1622	10.7	308	-14		0.9	2.4

Table B-2: Location B Winter Compliance Evaluation

Date	Time	Duration	Leq	Lmax	L(10)	L(90)	WT E2	WT E2	Onsite Met	Onsite Met	NWS Plymouth	Loc. 6	Loc. 6
	Start Time	(min)	(dBA)	(dBA)	(dBA)	(dBA)	Output (kW)	HH WS (m/s)	WD @ 75m (degrees)	Temp. (°C)	Precip. Obs.	Avg. WS @ 2m (m/s)	Gust WS @ 2m (m/s)
Tuesday, February 11, 2014	17:30	0:10	36	52	39	31	1473	9.9	313	-15		0.7	2.8
Tuesday, February 11, 2014	17:40	0:10	38	51	40	34	1179	9.2	320	-15		1.1	3.5
Tuesday, February 11, 2014	17:50	0:10	39	52	43	34	1073	8.9	322	-15		1.3	3.2
Tuesday, February 11, 2014	18:00	0:10	37	52	40	32	1184	9.3	324	-15		0.9	2.2
Tuesday, February 11, 2014	18:10	0:10	36	46	39	33	1222	9.3	323	-15		1.1	3.2
Tuesday, February 11, 2014	18:20	0:10	38	50	41	34	1164	9.2	323	-15		0.9	2.4
Tuesday, February 11, 2014	18:30	0:10	38	46	41	33	1155	9.1	324	-16		1.3	3.5
Tuesday, February 11, 2014	18:40	0:10	34	51	36	29	1285	9.5	322	-16		1.1	2.6
Tuesday, February 11, 2014	18:50	0:10	34	46	37	29	1171	9.4	323	-16		0.7	1.9
Tuesday, February 11, 2014	19:00	0:10	41	54	43	33	1598	10.4	320	-16		0.9	4.8
Tuesday, February 11, 2014	19:10	0:10	36	49	39	30	1880	11.6	319	-16		0.7	2.4
Tuesday, February 11, 2014	19:20	0:10	37	48	41	30	1676	10.6	321	-16		0.7	2.8
Tuesday, February 11, 2014	19:30	0:10	38	47	41	33	1703	10.5	321	-16		0.7	3.0
Tuesday, February 11, 2014	19:40	0:10	38	49	42	32	1403	9.7	324	-17		0.7	3.5
Tuesday, February 11, 2014	19:50	0:10	44	52	48	38	1534	10.0	319	-17		0.9	2.6
Tuesday, February 11, 2014	20:00	0:10	46	59	49	41	1256	9.4	316	-17		1.3	3.9
Tuesday, February 11, 2014	20:10	0:10	43	53	47	38	1543	10.7	319	-18		1.3	3.2
Tuesday, February 11, 2014	20:20	0:10	44	57	47	36	1479	9.9	319	-18		1.3	3.7
Tuesday, February 11, 2014	20:30	0:10	40	52	44	34	1006	8.4	325	-18		1.5	4.6
Tuesday, February 11, 2014	20:40	0:10	37	48	39	31	429	6.7	329	-18		1.1	3.2
Tuesday, February 11, 2014	20:50	0:10	43	52	46	39	765	8.0	328	-18		1.1	3.2
Tuesday, February 11, 2014	21:00	0:10	46	57	49	40	1263	9.5	330	-18		1.3	4.6
Tuesday, February 11, 2014	21:10	0:10	43	52	46	36	1062	8.8	326	-18		1.1	3.2
Tuesday, February 11, 2014	21:20	0:10	40	49	44	35	937	8.4	322	-18		1.1	3.5
Tuesday, February 11, 2014	21:30	0:10	39	48	43	33	510	6.9	324	-18		1.1	2.6
Tuesday, February 11, 2014	21:40	0:10	33	43	36	29	471	6.8	323	-19		1.1	4.1
Tuesday, February 11, 2014	21:50	0:10	33	43	36	25	510	6.8	326	-19		1.1	3.2
Tuesday, February 11, 2014	22:00	0:10	41	53	44	26	1226	9.6	329	-19		1.1	3.3
Tuesday, February 11, 2014	22:10	0:10	33	42	35	28	1985	13.5	324	-19		1.3	3.3
Tuesday, February 11, 2014	22:20	0:10	29	47	32	25	1582	10.1	331	-19		1.5	3.9
Tuesday, February 11, 2014	22:30	0:10	31	45	35	25	1440	9.7	337	-19		1.7	3.7
Tuesday, February 11, 2014	22:40	0:10	30	44	33	26	1638	10.5	332	-19		0.9	3.5
Tuesday, February 11, 2014	22:50	0:10	30	42	33	26	1673	9.9	332	-19		0.4	2.8
Tuesday, February 11, 2014	23:00	0:10	32	47	35	26	1630	10.3	328	-19		0.2	1.3
Tuesday, February 11, 2014	23:10	0:10	33	51	35	28	1630	10.5	329	-19		0.2	2.2
Tuesday, February 11, 2014	23:20	0:10	32	49	34	28	1370	9.6	328	-19		0.7	2.0
Tuesday, February 11, 2014	23:30	0:10	32	47	35	26	1227	9.3	329	-19		0.6	1.5
Tuesday, February 11, 2014	23:40	0:10	26	44	29	22	891	8.3	333	-19		0.7	2.4
Tuesday, February 11, 2014	23:50	0:10	23	43	23	20	826	8.1	330	-20		1.5	4.3
Wednesday, February 12, 2014	0:00	0:10	26	47	29	21	959	8.5	329	-20		1.5	3.5
Wednesday, February 12, 2014	0:10	0:10	28	44	31	24	1965	12.5	326	-20		1.1	3.0
Wednesday, February 12, 2014	0:20	0:10	31	47	34	27	1946	11.6	327	-20		1.3	2.6
Wednesday, February 12, 2014	0:30	0:10	35	54	39	25	1729	10.8	323	-20		1.3	2.6
Wednesday, February 12, 2014	0:40	0:10	39	50	42	31	1697	10.8	322	-20		1.7	3.7
Wednesday, February 12, 2014	0:50	0:10	41	50	44	36	1952	12.5	318	-20		1.5	4.8
Wednesday, February 12, 2014	1:00	0:10	35	47	38	30	1698	10.2	319	-20		1.5	3.9
Wednesday, February 12, 2014	1:10	0:10	38	48	41	35	1898	11.6	317	-20		1.3	3.7
Wednesday, February 12, 2014	1:20	0:10	35	46	37	32	1828	11.2	319	-20		1.3	3.0
Wednesday, February 12, 2014	1:30	0:10	33	48	36	27	1725	10.7	323	-20		1.5	3.3
Wednesday, February 12, 2014	1:40	0:10	29	44	31	27	1791	11.0	320	-20		1.5	3.3
Wednesday, February 12, 2014	1:50	0:10	32	48	34	27	1463	10.5	321	-20		1.3	3.3
Wednesday, February 12, 2014	2:00	0:10	32	46	35	26	-51	10.2	322	-20		1.1	2.4
Wednesday, February 12, 2014	2:10	0:10	37	47	40	32	-45	11.3	319	-20		0.9	3.9
Wednesday, February 12, 2014	2:20	0:10	36	46	39	31	-27	11.0	322	-20		0.9	2.8
Wednesday, February 12, 2014	2:30	0:10	41	48	44	37	-24	12.6	317	-20		1.1	2.6
Wednesday, February 12, 2014	2:40	0:10	41	53	44	35	-24	11.7	317	-20		1.1	2.8
Wednesday, February 12, 2014	2:50	0:10	35	44	39	30	-24	11.5	319	-20		0.9	2.2
Wednesday, February 12, 2014	3:00	0:10	32	46	35	27	1240	10.5	321	-19		0.9	2.2
Wednesday, February 12, 2014	3:10	0:10	33	44	36	28	1343	9.3	321	-19		1.3	2.6
Wednesday, February 12, 2014	3:20	0:10	39	49	41	35	1771	10.7	319	-19		0.9	3.0
Wednesday, February 12, 2014	3:30	0:10	39	50	41	35	1972	12.2	316	-20		0.9	2.6
Wednesday, February 12, 2014	3:40	0:10	41	52	44	35	1964	11.9	319	-19		1.5	3.7
Wednesday, February 12, 2014	3:50	0:10	36	44	39	33	1957	11.9	323	-19		1.3	3.0
Wednesday, February 12, 2014	4:00	0:10	37	49	41	32	1859	11.5	320	-19		1.1	4.1
Wednesday, February 12, 2014	4:10	0:10	35	46	38	29	1808	11.0	322	-19		1.5	4.6
Wednesday, February 12, 2014	4:20	0:10	37	48	41	32	1684	10.3	316	-20		1.5	4.4
Wednesday, February 12, 2014	4:30	0:10	36	46	40	31	1699	10.6	313	-20		1.3	3.2
Wednesday, February 12, 2014	4:40	0:10	34	46	37	28	1902	11.4	315	-20		0.9	2.8
Wednesday, February 12, 2014	4:50	0:10	36	54	38	29	1799	11.0	320	-20		0.9	3.3
Wednesday, February 12, 2014	5:00	0:10	35	46	37	30	1674	10.5	321	-19		1.1	3.0
Wednesday, February 12, 2014	5:10	0:10	35	47	39	28	1692	10.2	324	-19		0.9	3.2
Wednesday, February 12, 2014	5:20	0:10	37	52	41	27	1696	10.3	330	-19		0.9	2.4
Wednesday, February 12, 2014	5:30	0:10	35	49	38	27	1210	8.9	324	-19		0.7	2.2
Wednesday, February 12, 2014	5:40	0:10	36	47	40	30	876	8.2	321	-20		1.5	4.6
Wednesday, February 12, 2014	5:50	0:10	34	42	37	28	925	8.4	320	-20		1.5	3.9
Wednesday, February 12, 2014	6:00	0:10	38	51	42	29	865	8.1	324	-20		1.5	4.4
Wednesday, February 12, 2014	6:10	0:10	38	51	42	27	615	7.3	324	-20		1.1	3.3
Wednesday, February 12, 2014	6:20	0:10	38	47	41	32	784	7.6	327	-20		1.3	2.8
Wednesday, February 12, 2014	6:30	0:10	40	55	43	33	775	7.8	329	-19		1.5	3.5
Wednesday, February 12, 2014	6:40	0:10	40	48	43	33	495	6.8	333	-19		1.1	3.3
Wednesday, February 12, 2014	6:50	0:10	40	47	43	36	364	5.8	330	-19		0.9	3.3
Wednesday, February 12, 2014	7:00	0:10	39	51	41	34	267	5.7	320	-19		0.9	2.0
Wednesday, February 12, 2014	7:10	0:10	42	54	45	38	415	6.4	326	-19		0.9	2.2
Wednesday, February 12, 2014	7:20	0:10	43	50	45	39	562	7.1	323	-19		0.7	2.0
Wednesday, February 12, 2014	7:30	0:10	46	52	48	42	383	6.3	323	-19		0.7	1.5
Wednesday, February 12, 2014	7:40	0:10	46	59	48	42	252	5.3	327	-18		0.7	1.9
Wednesday, February 12, 2014	7:50	0:10	43	52	45	39	102	4.7	343	-18		0.9	2.0
Wednesday, February 12, 2014	8:00	0:10	41	47	43	38	98	4.7	360	-17		0.9	2.6
Wednesday, February 12, 2014	8:10	0:10	42	55	45	36	22	3.4	10	-17		1.5	3.2
Wednesday, February 12, 2014	8:20	0:10	43	57	46	37	-4	3.5	6	-16		1.1	2.8
Wednesday, February 12, 2014	8:30	0:10	40	55	43	36	37	4.1	21	-14		0.9	2.0
Wednesday, February 12, 2014	8:40	0:10	39	53	42	35	-29	2.5	29	-13		0.9	2.2
Wednesday, February 12, 2014	8:50	0:10	39	49	42	36	-41	1.7	24	-12		0.7	2.4
Wednesday, February 12, 2014	9:00						-39	2.2	35	-11		0.4	0.9
Wednesday, February 12, 2014	9:10						-39	1.3	41	-11		0.7	1.9
Wednesday, February 12, 2014	9:20						-39	1.4	34	-10		0.9	2.0
Wednesday, February 12, 2014	9:30						-39	1.6	34	-10		0.9	2.2
Wednesday, February 12, 2014	9:40						-38	2.5	34	-10		0.9	2.6
Wednesday, February 12, 2014	9:50						-34	2.5	43	-10		0.6	1.5
Wednesday, February 12, 2014	10:00						-22	2.2	85	-9		0.4	1.9
Wednesday, February 12, 2014	10:10						-20	0.9	119	-9		0.6	1.9
Wednesday, February 12, 2014	10:20	0:10											

Table B-2: Location B Winter Compliance Evaluation

Date	Time	Duration	Leq	Lmax	L(10)	L(90)	WT E2	WT E2	Onsite Met	Onsite Met	NWS Plymouth	Loc. 6	Loc. 6
	Start Time	(min)	(dBA)	(dBA)	(dBA)	(dBA)	Output (kW)	HH WS (m/s)	WD @ 75m (degrees)	Temp. (°C)	Precip. Obs.	Avg. WS @ 2m (m/s)	Gust WS @ 2m (m/s)
Wednesday, February 12, 2014	10:30	0:10	38	61	38	25	-20	1.3	166	-9		0.9	2.6
Wednesday, February 12, 2014	10:40	0:10	36	55	34	24	-20	1.0	207	-9		0.6	1.7
Wednesday, February 12, 2014	10:50	0:10	30	47	30	20	-23	1.2	207	-8		0.7	2.2
Wednesday, February 12, 2014	11:00	0:10	26	48	27	17	-21	1.0	186	-9		0.4	1.9
Wednesday, February 12, 2014	11:10	0:10	37	54	37	23	-20	1.4	181	-8		0.6	1.5
Wednesday, February 12, 2014	11:20	0:10	30	47	34	23	-20	1.8	190	-8		0.4	1.5
Wednesday, February 12, 2014	11:30	0:10	26	48	27	23	-20	1.9	180	-7		0.6	1.3
Wednesday, February 12, 2014	11:40	0:10	31	52	35	19	-20	2.0	190	-7		0.7	1.7
Wednesday, February 12, 2014	11:50	0:10	32	55	32	18	-20	2.1	194	-7		0.7	2.0
Wednesday, February 12, 2014	12:00	0:10	27	48	28	20	-20	1.6	204	-7		0.7	1.7
Wednesday, February 12, 2014	12:10	0:10	37	59	36	23	-20	1.2	193	-7		0.7	2.2
Wednesday, February 12, 2014	12:20	0:10	31	51	34	24	-20	1.2	192	-6		0.7	1.7
Wednesday, February 12, 2014	12:30	0:10	38	54	42	23	-20	1.5	179	-6		0.9	2.4
Wednesday, February 12, 2014	12:40	0:10	27	41	30	19	-20	2.6	179	-6		0.9	1.9
Wednesday, February 12, 2014	12:50	0:10	32	55	36	22	-20	2.0	177	-6		1.3	3.3
Wednesday, February 12, 2014	13:00	0:10	32	44	36	27	-22	2.8	177	-6		0.6	1.9
Wednesday, February 12, 2014	13:10	0:10	28	38	29	25	-23	3.2	176	-6		0.9	2.6
Wednesday, February 12, 2014	13:20	0:10	36	65	35	27	14	3.8	174	-6		1.3	4.3
Wednesday, February 12, 2014	13:30	0:10	38	67	35	25	-41	2.1	174	-6		0.9	1.9
Wednesday, February 12, 2014	13:40	0:10	48	82	35	24	-39	1.8	176	-6		0.7	3.2
Wednesday, February 12, 2014	13:50	0:10	29	48	32	23	-31	2.3	173	-6		1.1	2.6
Wednesday, February 12, 2014	14:00	0:10	30	42	32	23	-28	3.0	170	-6		0.9	2.4
Wednesday, February 12, 2014	14:10	0:10	30	47	33	23	-41	3.3	165	-6		0.9	2.4
Wednesday, February 12, 2014	14:20	0:10	28	34	30	25	-39	3.9	157	-6		1.1	2.2
Wednesday, February 12, 2014	14:30	0:10	27	47	28	23	-40	3.5	156	-6		0.7	2.6
Wednesday, February 12, 2014	14:40	0:10	31	38	35	23	-40	4.1	156	-6		0.7	2.6
Wednesday, February 12, 2014	14:50	0:10	33	50	36	26	-40	4.9	160	-6		1.5	3.2
Wednesday, February 12, 2014	15:00	0:10	32	51	34	28	-37	4.2	163	-6		1.5	3.3
Wednesday, February 12, 2014	15:10	0:10	36	52	39	26	-27	5.1	158	-6		0.7	2.8
Wednesday, February 12, 2014	15:20	0:10	38	52	42	28	-20	5.0	161	-6		0.6	1.9
Wednesday, February 12, 2014	15:30	0:10	33	45	35	29	-13	4.0	163	-6		0.7	2.2
Wednesday, February 12, 2014	15:40	0:10	34	45	36	28	-34	4.0	163	-7		0.7	2.0
Wednesday, February 12, 2014	15:50	0:10	33	53	32	26	-33	4.6	160	-7		0.6	1.7
Wednesday, February 12, 2014	16:00	0:10	54	71	58	26	-37	5.2	157	-7		0.7	1.9
Wednesday, February 12, 2014	16:10	0:10	48	69	42	30	7	4.4	157	-8		1.1	2.4
Wednesday, February 12, 2014	16:20	0:10	30	42	32	26	-16	4.9	151	-8		0.9	2.0
Wednesday, February 12, 2014	16:30	0:10	34	54	38	25	-29	4.6	148	-8		0.7	1.9
Wednesday, February 12, 2014	16:40	0:10	31	49	33	21	-14	5.2	145	-8		0.6	1.9
Wednesday, February 12, 2014	16:50	0:10	36	64	29	24	-25	4.8	146	-8		0.2	1.3
Wednesday, February 12, 2014	17:00	0:10	38	63	36	24	-29	4.3	148	-9		0.0	0.2
Wednesday, February 12, 2014	17:10	0:10	38	62	32	21	-31	4.6	148	-9		0.0	0.0
Wednesday, February 12, 2014	17:20	0:10	36	56	38	16	-25	5.1	152	-9		0.0	0.0
Wednesday, February 12, 2014	17:30	0:10	34	57	31	17	-23	5.1	155	-9		0.0	0.0
Wednesday, February 12, 2014	17:40	0:10	32	54	35	24	-22	4.8	152	-9		0.6	1.9
Wednesday, February 12, 2014	17:50	0:10	31	50	34	26	-23	4.8	148	-10		0.7	1.1
Wednesday, February 12, 2014	18:00	0:10	26	37	30	18	10	5.3	151	-10		0.6	1.1
Wednesday, February 12, 2014	18:10	0:10	21	33	24	16	12	5.7	150	-10		0.6	0.9
Wednesday, February 12, 2014	18:20	0:10	31	50	33	19	10	6.0	151	-10		0.6	1.3
Wednesday, February 12, 2014	18:30	0:10	37	53	42	17	-25	5.9	152	-10		0.7	1.3
Wednesday, February 12, 2014	18:40	0:10	33	55	35	18	-16	6.0	156	-10		0.2	0.7
Wednesday, February 12, 2014	18:50	0:10	29	57	27	15	-16	6.7	155	-10		0.0	0.0
Wednesday, February 12, 2014	19:00	0:10	39	61	35	23	595	7.8	158	-10		0.0	0.0
Wednesday, February 12, 2014	19:10	0:10	26	32	27	24	395	6.2	158	-10		0.0	0.9
Wednesday, February 12, 2014	19:20	0:10	48	71	27	21	238	5.2	156	-10		0.6	1.1
Wednesday, February 12, 2014	19:30	0:10	23	38	26	20	261	5.5	157	-10		0.7	1.5
Wednesday, February 12, 2014	19:40	0:10	35	63	32	19	264	5.6	157	-10		0.4	0.9
Wednesday, February 12, 2014	19:50	0:10	22	26	24	20	376	6.0	159	-11		0.6	1.1
Wednesday, February 12, 2014	20:00	0:10	27	41	27	23	244	5.3	161	-11		0.6	1.1
Wednesday, February 12, 2014	20:10	0:10	26	38	28	20	216	5.2	159	-11		0.2	0.9
Wednesday, February 12, 2014	20:20	0:10	27	38	28	25	210	5.2	160	-11		0.0	0.6
Wednesday, February 12, 2014	20:30	0:10	26	37	27	24	270	5.6	162	-11		0.0	0.0
Wednesday, February 12, 2014	20:40	0:10	32	48	35	25	272	5.6	163	-11		0.0	0.0
Wednesday, February 12, 2014	20:50	0:10	17	32	20	15	111	4.4	164	-11		0.0	0.0
Wednesday, February 12, 2014	21:00	0:10	19	43	25	14	149	4.9	165	-11		0.0	0.7
Wednesday, February 12, 2014	21:10	0:10	27	39	28	25	139	4.7	166	-11		0.2	0.7
Wednesday, February 12, 2014	21:20	0:10	29	48	28	24	151	5.0	165	-11		0.0	0.2
Wednesday, February 12, 2014	21:30	0:10	28	46	29	23	173	5.1	160	-11		0.0	0.0
Wednesday, February 12, 2014	21:40	0:10	22	27	24	13	55	4.3	159	-11		0.0	0.0
Wednesday, February 12, 2014	21:50	0:10	16	37	14	13	2	3.6	159	-11		0.0	0.0
Wednesday, February 12, 2014	22:00	0:10	23	26	24	14	58	4.2	156	-12		0.0	0.0
Wednesday, February 12, 2014	22:10	0:10	27	40	27	23	122	4.7	164	-12		0.0	0.0
Wednesday, February 12, 2014	22:20	0:10	27	47	28	24	-4	3.4	169	-12		0.0	0.0
Wednesday, February 12, 2014	22:30	0:10	25	32	27	24	-26	3.3	171	-12		0.2	0.6
Wednesday, February 12, 2014	22:40	0:10	25	27	26	23	28	3.9	167	-12		0.0	0.2
Wednesday, February 12, 2014	22:50	0:10	22	28	27	13	65	4.2	163	-11		0.0	0.0
Wednesday, February 12, 2014	23:00	0:10	13	21	14	13	53	4.3	170	-11		0.0	0.0
Wednesday, February 12, 2014	23:10	0:10	14	32	14	13	-37	3.9	171	-11		0.0	0.0
Wednesday, February 12, 2014	23:20	0:10	23	34	24	13	-35	4.0	168	-11		0.0	0.0
Wednesday, February 12, 2014	23:30	0:10	21	26	24	13	-3	4.2	159	-12		0.0	0.0
Wednesday, February 12, 2014	23:40	0:10	25	28	27	13	26	4.0	160	-12		0.0	0.0
Wednesday, February 12, 2014	23:50	0:10	27	39	28	24	2	3.6	160	-11		0.0	0.0
Thursday, February 13, 2014	0:00	0:10	21	31	25	13	-22	3.2	161	-11		0.0	0.0
Thursday, February 13, 2014	0:10	0:10	17	42	14	13	8	3.7	154	-11		0.2	0.6
Thursday, February 13, 2014	0:20	0:10	21	37	24	14	31	4.2	155	-12		0.2	0.7
Thursday, February 13, 2014	0:30	0:10	25	32	27	14	-7	3.5	157	-12		0.0	0.0
Thursday, February 13, 2014	0:40	0:10	28	43	28	24	12	3.7	162	-12		0.0	0.2
Thursday, February 13, 2014	0:50	0:10	25	28	26	23	29	4.1	156	-12		0.0	0.0
Thursday, February 13, 2014	1:00	0:10	24	28	27	23	46	4.3	154	-12		0.0	0.0
Thursday, February 13, 2014	1:10	0:10	14	19	15	14	50	4.4	158	-12		0.0	0.0
Thursday, February 13, 2014	1:20	0:10	17	26	18	15	59	4.3	159	-12		0.0	0.0
Thursday, February 13, 2014	1:30	0:10	26	29	27	24	73	4.4	160	-12		0.0	0.0
Thursday, February 13, 2014	1:40	0:10	26	28	27	24	21	4.0	163	-12		0.2	0.7
Thursday, February 13, 2014	1:50	0:10	23	27	25	14	-14	3.4	167	-12		0.0	0.6
Thursday, February 13, 2014	2:00	0:10	20	26	24	13	-38	3.4	172	-12		0.0	0.0
Thursday, February 13, 2014	2:10	0:10	20	36	18	14	-36	5.3	174	-12		0.0	0.0
Thursday, February 13, 2014	2:20	0:10	36	61	25	13	-35	5.3	178	-13		0.0	0.0
Thursday, February 13, 2014	2:30	0:10	25	43	26	24	-35	3.3	190	-12		0.0	0.0
Thursday, February 13, 2014	2:40	0:10	26	28	27	23	-35	1.9	184	-11		0.2	0.7
Thursday, February 13, 2014	2:50	0:10	24	31	27	15	-34	2.4	181	-11		0.2	0.7
Thursday, February 13, 2014	3:00	0:10	21	26	25	16	-33	2.5	184	-11		0.6	0.9
Thursday, February 13, 2014	3:10	0:10	23	29	25	15	-32	2.4	186	-11		0.0	0.4
Thursday, February 13, 2014	3:20	0:10	24	32	24								

Table B-2: Location B Winter Compliance Evaluation

Date	Time	Duration	Leq	Lmax	L(10)	L(90)	WT E2	WT E2	Onsite Met	Onsite Met	NWS Plymouth	Loc. 6	Loc. 6
	Start Time	(min)	(dBA)	(dBA)	(dBA)	(dBA)	Output (kW)	HH WS (m/s)	WD @ 75m (degrees)	Temp. (°C)	Precip. Obs.	Avg. WS @ 2m (m/s)	Gust WS @ 2m (m/s)
Thursday, February 13, 2014	3:30	0:10	24	36	24	23	-32	2.8	181	-10		0.0	0.0
Thursday, February 13, 2014	3:40	0:10	26	28	27	23	-31	2.6	176	-10		0.0	0.0
Thursday, February 13, 2014	3:50	0:10	23	28	27	13	-32	3.5	173	-10		0.0	0.0
Thursday, February 13, 2014	4:00	0:10	21	25	24	14	-32	4.0	166	-10		0.6	1.1
Thursday, February 13, 2014	4:10	0:10	21	26	24	15	23	4.0	164	-10		0.6	0.9
Thursday, February 13, 2014	4:20	0:10	15	33	16	14	86	4.3	164	-10		0.4	1.3
Thursday, February 13, 2014	4:30	0:10	24	36	25	23	99	4.6	160	-10		0.0	0.4
Thursday, February 13, 2014	4:40	0:10	25	28	27	23	178	5.1	148	-10		0.6	0.9
Thursday, February 13, 2014	4:50	0:10	25	37	26	23	213	5.4	148	-10		0.2	0.7
Thursday, February 13, 2014	5:00	0:10	23	27	26	14	134	4.9	151	-10		0.4	0.9
Thursday, February 13, 2014	5:10	0:10	20	26	24	15	117	5.0	142	-11		0.4	0.9
Thursday, February 13, 2014	5:20	0:10	24	28	25	23	158	5.1	131	-11		0.6	0.9
Thursday, February 13, 2014	5:30	0:10	26	38	27	23	144	5.3	130	-12		0.0	0.4
Thursday, February 13, 2014	5:40	0:10	25	31	26	23	97	4.9	122	-12		0.0	0.0
Thursday, February 13, 2014	5:50	0:10	24	37	27	15	75	4.7	128	-12		0.0	0.0
Thursday, February 13, 2014	6:00	0:10	22	30	24	15	59	4.5	124	-12		0.2	0.7
Thursday, February 13, 2014	6:10	0:10	20	38	18	15	44	4.2	123	-11		0.2	0.6
Thursday, February 13, 2014	6:20	0:10	39	68	34	18	32	4.1	119	-11		0.0	0.0
Thursday, February 13, 2014	6:30	0:10	27	44	26	16	75	4.5	109	-11		0.0	0.4
Thursday, February 13, 2014	6:40	0:10	29	44	28	24	113	4.8	116	-11		0.4	0.7
Thursday, February 13, 2014	6:50	0:10	28	43	27	24	84	4.6	114	-11		0.0	0.6
Thursday, February 13, 2014	7:00	0:10	32	50	36	24	127	5.0	113	-11		0.0	0.4
Thursday, February 13, 2014	7:10	0:10	36	55	35	17	106	4.8	106	-11		0.0	0.0
Thursday, February 13, 2014	7:20	0:10	38	62	28	18	108	4.8	112	-11		0.0	0.7
Thursday, February 13, 2014	7:30	0:10	28	43	30	25	58	4.4	109	-11		0.0	0.4
Thursday, February 13, 2014	7:40	0:10	31	46	31	25	65	4.4	99	-10		0.0	0.2
Thursday, February 13, 2014	7:50	0:10	25	34	26	24	65	4.5	101	-10		0.0	0.0
Thursday, February 13, 2014	8:00	0:10	33	55	29	21	65	4.4	105	-10		0.0	0.6
Thursday, February 13, 2014	8:10	0:10	31	49	34	20	59	4.5	106	-10		0.2	0.9
Thursday, February 13, 2014	8:20	0:10	39	58	38	25	109	4.8	89	-10		0.0	0.6
Thursday, February 13, 2014	8:30	0:10	29	42	33	25	115	5.0	88	-10		0.2	1.1
Thursday, February 13, 2014	8:40	0:10	25	38	26	19	118	4.9	94	-10		0.4	0.9
Thursday, February 13, 2014	8:50	0:10	28	54	23	19	53	4.2	100	-10		0.2	0.9
Thursday, February 13, 2014	9:00	0:10	32	53	32	19	94	4.7	102	-10		0.0	0.4
Thursday, February 13, 2014	9:10	0:10	29	46	30	25	145	5.2	92	-9		0.0	1.3
Thursday, February 13, 2014	9:20	0:10	28	41	29	24	189	5.5	90	-9		0.4	1.3
Thursday, February 13, 2014	9:30	0:10	35	54	35	22	168	5.5	86	-9		0.6	1.3
Thursday, February 13, 2014	9:40	0:10	31	51	29	20	163	5.4	82	-9		0.4	1.1
Thursday, February 13, 2014	9:50	0:10	34	52	34	20	156	5.3	84	-9		0.4	1.3
Thursday, February 13, 2014	10:00	0:10	36	57	30	21	123	4.9	75	-8		0.4	1.5
Thursday, February 13, 2014	10:10	0:10	26	39	27	25	129	4.9	73	-8		0.0	0.9
Thursday, February 13, 2014	10:20	0:10	29	39	30	27	159	5.3	77	-8		0.6	1.9
Thursday, February 13, 2014	10:30	0:10	30	42	30	26	229	5.8	82	-8	1	0.4	1.5
Thursday, February 13, 2014	10:40	0:10	34	53	32	24	292	6.2	82	-8	1	0.0	0.0
Thursday, February 13, 2014	10:50	0:10	33	51	33	29	347	6.6	79	-8	1	0.0	0.7
Thursday, February 13, 2014	11:00	0:10	30	32	30	28	287	6.1	79	-8	1	0.4	1.1
Thursday, February 13, 2014	11:10	0:10	31	41	33	30	340	6.4	79	-8	1	0.2	1.3
Thursday, February 13, 2014	11:20	0:10	31	36	32	30	345	6.4	82	-8	1	0.6	1.9
Thursday, February 13, 2014	11:30	0:10	31	43	31	28	333	6.2	82	-7	1	0.4	1.3
Thursday, February 13, 2014	11:40	0:10	28	38	30	26	270	5.8	81	-7	1	0.4	1.3
Thursday, February 13, 2014	11:50	0:10	29	56	29	27	230	5.6	80	-7	1	0.6	1.9
Thursday, February 13, 2014	12:00	0:10	31	60	30	27	282	6.1	78	-7	1	0.2	1.1
Thursday, February 13, 2014	12:10	0:10	34	54	31	26	414	6.7	77	-7	1	0.4	1.1
Thursday, February 13, 2014	12:20	0:10	31	61	30	26	272	6.0	77	-8	1	0.9	2.2
Thursday, February 13, 2014	12:30	0:10	37	56	38	27	260	6.1	75	-7	1	1.1	2.2
Thursday, February 13, 2014	12:40	0:10	31	42	33	26	370	6.5	73	-7	1	1.1	3.0
Thursday, February 13, 2014	12:50	0:10	34	51	37	27	454	6.9	73	-7	1	0.9	2.2
Thursday, February 13, 2014	13:00	0:10	32	60	34	27	863	8.2	69	-7	1	0.4	1.5
Thursday, February 13, 2014	13:10	0:10	34	47	36	30	839	8.0	64	-7	1	1.1	4.4
Thursday, February 13, 2014	13:20	0:10	34	55	34	28	800	8.0	67	-7	1	0.6	2.0
Thursday, February 13, 2014	13:30	0:10	31	41	33	28	1008	8.8	68	-7	1	0.6	1.9
Thursday, February 13, 2014	13:40	0:10	31	44	32	29	1367	9.8	64	-7	1	0.9	2.4
Thursday, February 13, 2014	13:50	0:10	34	55	37	30	1423	10.2	62	-7	1	0.7	1.9
Thursday, February 13, 2014	14:00	0:10	39	50	45	30	-2	8.7	64	-7	1	1.3	3.9
Thursday, February 13, 2014	14:10	0:10	34	42	38	28	-33	7.2	64	-7	1	0.7	2.4
Thursday, February 13, 2014	14:20	0:10	36	43	39	30	-38	8.0	62	-6	1	0.9	3.2
Thursday, February 13, 2014	14:30	0:10	37	50	40	32	-38	8.4	56	-6	1	1.1	2.8
Thursday, February 13, 2014	14:40	0:10	40	49	43	36	-39	10.0	58	-6	1	1.3	3.3
Thursday, February 13, 2014	14:50	0:10	42	64	40	32	-38	10.3	57	-6	1	0.9	2.2
Thursday, February 13, 2014	15:00	0:10	38	49	41	32	1058	9.3	53	-6	1	1.1	3.2
Thursday, February 13, 2014	15:10	0:10	36	43	38	32	1116	8.8	52	-6	1	1.1	2.8
Thursday, February 13, 2014	15:20	0:10	38	53	40	33	1488	10.7	53	-6	1	1.1	2.6
Thursday, February 13, 2014	15:30	0:10	38	60	39	32	1553	10.4	53	-5	1	0.7	2.2
Thursday, February 13, 2014	15:40	0:10	40	63	40	34	1230	8.8	51	-5	1	1.1	2.4
Thursday, February 13, 2014	15:50	0:10	52	62	55	39	1138	8.7	48	-5	1	0.9	2.4
Thursday, February 13, 2014	16:00	0:10	37	48	39	32	1239	9.3	48	-5	1	0.9	3.2
Thursday, February 13, 2014	16:10	0:10	37	43	40	34	1225	9.5	48	-5	1	1.1	2.6
Thursday, February 13, 2014	16:20	0:10	35	44	37	30	1356	9.6	45	-5	1	0.9	2.0
Thursday, February 13, 2014	16:30	0:10	33	40	36	29	1327	9.4	43	-5	1	0.7	2.8
Thursday, February 13, 2014	16:40	0:10	32	47	33	29	1355	9.4	38	-5	1	0.4	2.0
Thursday, February 13, 2014	16:50	0:10	30	36	32	28	1294	9.1	38	-5	1	0.6	2.4
Thursday, February 13, 2014	17:00	0:10	32	37	33	30	1009	8.4	39	-5	1	0.6	1.7
Thursday, February 13, 2014	17:10	0:10	32	36	33	30	1054	8.4	41	-5	1	0.4	1.7
Thursday, February 13, 2014	17:20	0:10	31	35	32	29	1393	9.3	41	-4	1	0.2	1.3
Thursday, February 13, 2014	17:30	0:10	30	34	32	29	1612	10.5	44	-4	1	0.2	1.1
Thursday, February 13, 2014	17:40	0:10	32	57	33	28	1701	11.2	45	-4	1	0.4	1.7
Thursday, February 13, 2014	17:50	0:10	35	49	38	30	1783	13.0	46	-4	1	0.4	1.5
Thursday, February 13, 2014	18:00	0:10	36	57	32	28	1855	13.5	45	-4	1	0.6	2.6
Thursday, February 13, 2014	18:10	0:10	44	60	48	30	1780	13.0	45	-4	1	0.9	2.6
Thursday, February 13, 2014	18:20	0:10	45	61	49	37	1506	11.8	50	-4	1	0.9	2.4
Thursday, February 13, 2014	18:30	0:10	42	58	47	29	1554	12.1	51	-3	1	0.7	3.7
Thursday, February 13, 2014	18:40	0:10	36	56	38	28	1579	12.5	51	-3	1	0.6	1.9
Thursday, February 13, 2014	18:50	0:10	30	43	32	27	1302	12.0	53	-3	1	0.7	2.2
Thursday, February 13, 2014	19:00	0:10	35	59	36	28	1356	10.4	48	-3	1	0.4	2.0
Thursday, February 13, 2014	19:10	0:10	33	47	37	27	504	13.1	41	-3	1	0.4	1.9
Thursday, February 13, 2014	19:20	0:10	30	50	31	27	1413	10.7	39	-3	1	0.6	1.9
Thursday, February 13, 2014	19:30	0:10	35	58	35	28	1270	9.7	39	-3	1	0.7	2.0
Thursday, February 13, 2014	19:40	0:10	32	40	34	27	1230	10.0	41	-3	1	0.6	1.5
Thursday, February 13, 2014	19:50	0:10	36	50	39	28	1124	9.9	49	-3	1	0.4	1.7
Thursday, February 13, 2014	20:00	0:10	30	38	32	27	1450	11.5	53	-3	1	0.6	1.9
Thursday, February 13, 2014	20:10	0:10	32	44	35								

Table B-2: Location B Winter Compliance Evaluation

Date	Time	Duration	Leq	Lmax	L(10)	L(90)	WT E2	WT E2	Onsite Met	Onsite Met	NWS Plymouth	Loc. 6	Loc. 6
	Start Time	(min)	(dBA)	(dBA)	(dBA)	(dBA)	Output (kW)	HH WS (m/s)	WD @ 75m (degrees)	Temp. (°C)	Precip. Obs.	Avg. WS @ 2m (m/s)	Gust WS @ 2m (m/s)
Thursday, February 13, 2014	20:30	0:10	27	32	28	26	1148	9.0	52	-2	1	0.4	1.5
Thursday, February 13, 2014	20:40	0:10	29	36	30	27	967	8.0	49	-2	1	0.6	2.0
Thursday, February 13, 2014	20:50	0:10	29	35	30	27	916	8.2	50	-2	1	0.4	2.0
Thursday, February 13, 2014	21:00	0:10	35	57	35	27	1162	9.2	51	-2	1	0.4	1.3
Thursday, February 13, 2014	21:10	0:10	27	33	29	26	1231	9.7	50	-2	1	0.4	1.3
Thursday, February 13, 2014	21:20	0:10	28	35	29	26	1510	10.5	48	-2	1	0.4	1.5
Thursday, February 13, 2014	21:30	0:10	29	40	30	26	1484	9.9	48	-2	1	0.7	2.0
Thursday, February 13, 2014	21:40	0:10	29	44	31	26	1700	11.0	47	-1	1	0.6	1.7
Thursday, February 13, 2014	21:50	0:10	27	43	28	26	1728	11.5	50	-1	1	0.6	1.7
Thursday, February 13, 2014	22:00	0:10	33	52	31	25	1618	11.1	51	-1	1	0.6	1.9
Thursday, February 13, 2014	22:10	0:10	25	38	27	24	1698	11.2	52	-1	1	0.4	1.3
Thursday, February 13, 2014	22:20	0:10	27	41	28	25	1730	11.7	51	-1	1	0.2	1.3
Thursday, February 13, 2014	22:30	0:10	27	31	28	26	1513	10.6	53	-1	1	0.4	1.1
Thursday, February 13, 2014	22:40	0:10	27	31	28	26	1328	9.7	53	-1	1	0.4	1.3
Thursday, February 13, 2014	22:50	0:10	28	45	31	26	1433	10.3	50	-1	1	0.4	1.1
Thursday, February 13, 2014	23:00	0:10	48	56	49	47	1314	10.0	53	-1	1	0.6	1.9
Thursday, February 13, 2014	23:10	0:10	52	62	56	44	1170	9.5	52	-1	1	0.6	1.5
Thursday, February 13, 2014	23:20	0:10	50	61	53	34	1658	11.4	55	-1	1	0.4	1.5
Thursday, February 13, 2014	23:30	0:10	48	57	50	29	1390	10.5	53	-1	1	0.4	1.1
Thursday, February 13, 2014	23:40	0:10	28	32	29	27	1256	10.0	52	-1	1	0.4	1.5
Thursday, February 13, 2014	23:50	0:10	28	32	29	27	897	8.7	47	-1	1	0.2	0.9
Friday, February 14, 2014	0:00	0:10	28	32	29	27	920	8.7	43	-1	1	0.2	1.1
Friday, February 14, 2014	0:10	0:10	28	34	29	27	1203	9.7	40	-1	1	0.4	1.3
Friday, February 14, 2014	0:20	0:10	29	35	30	27	1056	9.3	40	-1	1	0.6	2.0
Friday, February 14, 2014	0:30	0:10	27	33	28	26	1326	10.3	41	-2	1	0.4	1.3
Friday, February 14, 2014	0:40	0:10	27	37	28	25	1091	9.7	46	-2	1	0.6	1.7
Friday, February 14, 2014	0:50	0:10	29	36	31	26	1568	11.3	52	-2	1	0.4	1.7
Friday, February 14, 2014	1:00	0:10	31	37	33	28	1498	10.9	51	-1	1	0.6	2.2
Friday, February 14, 2014	1:10	0:10	31	39	33	29	1180	9.5	48	-1	1	0.7	2.2
Friday, February 14, 2014	1:20	0:10	34	44	37	31	877	8.4	48	-1	1	0.4	2.4
Friday, February 14, 2014	1:30	0:10	33	48	35	30	865	8.7	46	-1	1	0.4	1.5
Friday, February 14, 2014	1:40	0:10	35	49	38	30	1091	9.2	41	-2	1	0.4	2.0
Friday, February 14, 2014	1:50	0:10	31	46	35	27	1017	9.2	39	-2	1	0.2	0.9
Friday, February 14, 2014	2:00	0:10	34	58	35	25	3	8.1	37	-2	1	0.2	0.9
Friday, February 14, 2014	2:10	0:10	26	39	28	23	-31	7.4	37	-2	1	0.4	1.3
Friday, February 14, 2014	2:20	0:10	22	31	24	21	-26	6.9	31	-2	1	0.2	0.9
Friday, February 14, 2014	2:30	0:10	25	40	26	22	-24	5.1	25	-1	1	0.4	1.5
Friday, February 14, 2014	2:40	0:10	28	41	30	21	-26	3.8	13	-1	1	0.6	1.3
Friday, February 14, 2014	2:50	0:10	22	30	23	21	-25	3.6	333	-2	1	0.4	1.1
Friday, February 14, 2014	3:00	0:10	22	35	23	21	-21	3.7	314	-3	1	0.4	1.5
Friday, February 14, 2014	3:10	0:10	24	28	24	22	-19	3.9	300	-3	1	0.4	1.1
Friday, February 14, 2014	3:20	0:10	25	30	26	24	27	4.0	309	-3	1	0.2	1.5
Friday, February 14, 2014	3:30	0:10	32	55	29	23	267	6.0	314	-3	1	0.2	0.9
Friday, February 14, 2014	3:40	0:10	23	28	24	22	354	6.4	321	-3	1	0.4	0.9
Friday, February 14, 2014	3:50	0:10	31	50	30	20	266	7.3	317	-3	1	0.0	0.6
Friday, February 14, 2014	4:00	0:10	43	56	46	33	95	6.2	318	-4	1	0.6	1.1
Friday, February 14, 2014	4:10	0:10	41	54	45	28	-27	2.8	318	-4	1	0.4	1.1
Friday, February 14, 2014	4:20	0:10	35	48	39	25	-36	2.4	319	-4	1	0.6	1.5
Friday, February 14, 2014	4:30	0:10	38	44	40	25	-11	3.7	317	-4	1	0.4	1.5
Friday, February 14, 2014	4:40	0:10	21	32	22	19	23	4.0	322	-4	1	0.4	0.9
Friday, February 14, 2014	4:50	0:10	30	48	28	20	59	4.6	321	-4	1	0.2	1.3
Friday, February 14, 2014	5:00	0:10	24	42	25	21	51	4.6	317	-4	1	0.4	2.2
Friday, February 14, 2014	5:10	0:10	33	56	34	24	-40	3.1	312	-4	1	0.6	3.0
Friday, February 14, 2014	5:20	0:10	27	38	28	25	31	4.5	312	-4	1	0.6	1.5
Friday, February 14, 2014	5:30	0:10	27	39	29	25	958	8.8	311	-4	1	0.6	1.7
Friday, February 14, 2014	5:40	0:10	31	38	33	28	1263	9.6	310	-4	1	0.7	2.6
Friday, February 14, 2014	5:50	0:10	30	36	32	25	878	8.4	313	-4	1	0.7	2.2
Friday, February 14, 2014	6:00	0:10	30	41	32	26	1166	9.7	317	-4	1	0.7	2.6
Friday, February 14, 2014	6:10	0:10	34	52	35	27	1615	11.1	313	-4	1	0.7	2.8
Friday, February 14, 2014	6:20	0:10	34	53	37	27	1777	11.9	312	-5	1	0.9	3.0
Friday, February 14, 2014	6:30	0:10	34	47	38	27	1785	12.4	312	-5	1	0.7	3.3
Friday, February 14, 2014	6:40	0:10	33	47	36	28	1667	11.6	310	-5	1	0.7	2.4
Friday, February 14, 2014	6:50	0:10	36	51	39	30	1333	9.9	313	-5	1	0.7	2.8
Friday, February 14, 2014	7:00	0:10	34	51	37	27	752	10.9	315	-5	1	0.7	2.6
Friday, February 14, 2014	7:10	0:10	36	53	38	29	1234	10.4	317	-5	1	0.9	2.2
Friday, February 14, 2014	7:20	0:10	38	56	40	31	1695	11.4	314	-5	1	1.1	2.6
Friday, February 14, 2014	7:30	0:10	36	51	40	30	1739	11.5	311	-5	1	1.3	3.9
Friday, February 14, 2014	7:40	0:10	36	47	38	32	1887	12.7	305	-6	1	1.1	2.8
Friday, February 14, 2014	7:50	0:10	36	46	38	32	1983	14.2	305	-6	1	1.1	2.4
Friday, February 14, 2014	8:00	0:10	41	55	44	34	1857	13.4	306	-6	1	1.1	5.2
Friday, February 14, 2014	8:10	0:10	43	55	46	39	1938	14.3	307	-6	1	1.5	5.2
Friday, February 14, 2014	8:20	0:10	45	58	46	42	1950	14.5	306	-6	1	1.1	3.0
Friday, February 14, 2014	8:30	0:10	46	53	48	43	1961	14.7	307	-6	1	1.7	4.4
Friday, February 14, 2014	8:40	0:10	46	72	47	43	725	14.2	307	-6	1	1.5	3.9
Friday, February 14, 2014	8:50	0:10	43	53	47	38	2000	17.6	311	-6	1	1.5	4.1
Friday, February 14, 2014	9:00	0:10	42	55	45	36	1998	16.0	308	-6	1	1.7	4.3
Friday, February 14, 2014	9:10	0:10	44	56	47	38	1996	15.5	305	-6	1	1.9	4.3
Friday, February 14, 2014	9:20	0:10	43	57	45	40	1996	16.4	303	-6	1	1.9	4.4
Friday, February 14, 2014	9:30	0:10	45	62	49	37	1997	16.4	304	-6	1	2.0	5.9
Friday, February 14, 2014	9:40	0:10	44	55	47	39	1997	16.4	302	-6	1	2.0	5.7
Friday, February 14, 2014	9:50	0:10	44	55	46	39	1997	17.2	300	-6	1	1.9	4.4
Friday, February 14, 2014	10:00	0:10	47	68	49	38	1997	17.0	300	-7	1	2.2	7.0
Friday, February 14, 2014	10:10	0:10	48	61	51	42	1998	16.1	299	-7	1	2.4	6.3
Friday, February 14, 2014	10:20	0:10	48	65	52	39	1999	17.1	296	-7	1	2.6	6.7
Friday, February 14, 2014	10:30	0:10	49	64	52	41	1999	16.4	298	-7	1	2.8	6.3
Friday, February 14, 2014	10:40	0:10	46	60	49	39	1998	16.2	298	-7	1	2.2	5.9
Friday, February 14, 2014	10:50	0:10	48	59	52	39	1996	17.8	296	-7	1	2.0	5.4
Friday, February 14, 2014	11:00	0:10	53	64	57	47	1997	19.4	299	-7	1	2.8	7.2
Friday, February 14, 2014	11:10	0:10	54	67	57	45	1995	19.5	300	-7	1	3.0	7.0
Friday, February 14, 2014	11:20	0:10	55	68	59	48	1996	18.3	299	-7	1	3.5	8.0
Friday, February 14, 2014	11:30	0:10	57	69	60	49	1996	18.4	302	-7	1	3.5	8.7
Friday, February 14, 2014	11:40	0:10	57	72	61	50	1995	18.0	299	-7	1	4.1	9.7
Friday, February 14, 2014	11:50	0:10	55	65	58	48	1995	20.7	298	-7	1	3.7	8.5
Friday, February 14, 2014	12:00	0:10	58	72	61	48	1989	21.7	296	-7	1	4.3	10.6
Friday, February 14, 2014	12:10	0:10	57	69	61	50	843	21.2	293	-7	1	3.9	9.5
Friday, February 14, 2014	12:20	0:10	58	72	61	51	1997	20.9	301	-7	1	4.3	8.9
Friday, February 14, 2014	12:30	0:10	56	71	58	49	169	25.4	300	-7	1	3.3	11.3
Friday, February 14, 2014	12:40	0:10	57	70	60	48	-35	22.9	300	-7	1	3.5	10.0
Friday, February 14, 2014	12:50	0:10	55	65	59	48	-35	20.8	297	-7	1	3.3	6.7
Friday, February 14, 2014	13:00	0:10	51</										

Table B-2: Location B Winter Compliance Evaluation

Date	Time	Duration	Leq	Lmax	L(10)	L(90)	WT E2	WT E2	Onsite Met	Onsite Met	NWS Plymouth	Loc. 6	Loc. 6
	Start Time	(min)	(dBA)	(dBA)	(dBA)	(dBA)	Output (kW)	HH WS (m/s)	WD @ 75m (degrees)	Temp. (°C)	Precip. Obs.	Avg. WS @ 2m (m/s)	Gust WS @ 2m (m/s)
Friday, February 14, 2014	13:30	0:10	49	62	53	43	486	22.9	292	-7	1	2.4	7.2
Friday, February 14, 2014	13:40	0:10	50	62	52	45	-35	20.8	295	-7	1	2.8	6.5
Friday, February 14, 2014	13:50	0:10	49	59	51	45	1341	22.3	295	-6	1	2.4	5.7
Friday, February 14, 2014	14:00	0:10	48	61	51	43	140	20.5	292	-6	1	2.8	6.5
Friday, February 14, 2014	14:10	0:10	51	65	55	44	-36	21.0	293	-6		3.2	8.5
Friday, February 14, 2014	14:20	0:10	50	62	52	45	-24	18.8	293	-6		3.2	6.3
Friday, February 14, 2014	14:30	0:10	53	64	57	47	-23	14.5	295	-6		3.5	8.0
Friday, February 14, 2014	14:40	0:10	54	71	57	46	-24	16.5	293	-6		3.3	9.3
Friday, February 14, 2014	14:50	0:10	54	67	59	44	-24	16.3	297	-6		3.3	8.9
Friday, February 14, 2014	15:00	0:10	50	61	53	43	1470	16.9	286	-6		3.0	7.6
Friday, February 14, 2014	15:10	0:10	46	58	49	41	1997	17.9	290	-6		2.6	6.3
Friday, February 14, 2014	15:20	0:10	46	60	48	41	2000	17.2	289	-6		2.6	5.6
Friday, February 14, 2014	15:30	0:10	45	61	48	39	2000	17.4	287	-6	1	2.6	6.1
Friday, February 14, 2014	15:40	0:10	44	61	47	38	1999	16.6	287	-6	1	2.6	6.3
Friday, February 14, 2014	15:50	0:10	42	53	45	36	1998	16.1	289	-6	1	2.2	5.0
Friday, February 14, 2014	16:00	0:10	45	61	49	37	1967	14.1	287	-6	1	2.4	7.0
Friday, February 14, 2014	16:10	0:10	45	62	48	39	1996	15.1	287	-6	1	2.2	6.9
Friday, February 14, 2014	16:20	0:10	45	59	48	39	1958	13.4	287	-6	1	2.4	5.4
Friday, February 14, 2014	16:30	0:10	47	59	50	42	1776	11.7	285	-6	1	2.6	5.9
Friday, February 14, 2014	16:40	0:10	48	66	51	41	1809	11.9	286	-6	1	2.6	7.2
Friday, February 14, 2014	16:50	0:10	47	63	50	40	1638	10.7	287	-6	1	2.6	6.7
Friday, February 14, 2014	17:00	0:10	48	65	51	41	1744	11.5	286	-6	1	2.6	7.6
Friday, February 14, 2014	17:10	0:10	46	60	50	39	1641	10.9	287	-6	1	2.4	6.9
Friday, February 14, 2014	17:20	0:10	47	66	50	40	1521	10.2	291	-6	1	2.6	6.3
Friday, February 14, 2014	17:30	0:10	44	61	47	39	1430	10.0	290	-6	1	2.0	4.8
Friday, February 14, 2014	17:40	0:10	46	61	50	39	1468	9.9	294	-6	1	2.6	6.5
Friday, February 14, 2014	17:50	0:10	43	59	45	37	1122	8.9	288	-6	1	2.2	4.6
Friday, February 14, 2014	18:00	0:10	44	60	48	36	943	8.4	281	-6	1	2.4	6.3
Friday, February 14, 2014	18:10	0:10	47	59	51	40	1073	8.7	281	-6		2.6	6.9
Friday, February 14, 2014	18:20	0:10	48	59	51	42	1314	9.9	285	-6		3.0	5.7
Friday, February 14, 2014	18:30	0:10	47	61	50	38	1628	10.4	284	-6		2.2	4.6
Friday, February 14, 2014	18:40	0:10	46	65	49	37	1452	10.1	284	-6		2.2	6.3
Friday, February 14, 2014	18:50	0:10	43	57	47	34	1450	10.1	287	-6		2.2	6.1
Friday, February 14, 2014	19:00	0:10	44	59	47	35	1334	9.9	284	-6		2.2	7.0
Friday, February 14, 2014	19:10	0:10	45	63	48	37	1488	10.5	291	-6		2.6	5.9
Friday, February 14, 2014	19:20	0:10	46	60	49	39	1678	10.9	292	-6		2.8	6.9
Friday, February 14, 2014	19:30	0:10	46	61	49	40	1777	11.5	299	-6		2.6	6.1
Friday, February 14, 2014	19:40	0:10	45	56	48	39	1644	10.9	298	-6		2.2	5.6
Friday, February 14, 2014	19:50	0:10	41	53	44	37	1807	11.6	300	-6		1.9	4.3
Friday, February 14, 2014	20:00	0:10	44	57	47	37	1934	12.6	302	-6		2.2	6.3
Friday, February 14, 2014	20:10	0:10	45	65	47	37	1961	13.3	298	-7		2.2	6.7
Friday, February 14, 2014	20:20	0:10	41	58	45	34	1934	12.6	296	-7		2.0	3.7
Friday, February 14, 2014	20:30	0:10	38	56	41	31	1871	12.1	301	-7		1.1	2.8
Friday, February 14, 2014	20:40	0:10	38	52	40	32	1855	12.2	304	-7		1.1	3.0
Friday, February 14, 2014	20:50	0:10	36	48	39	30	1944	12.5	298	-7		0.9	3.0
Friday, February 14, 2014	21:00	0:10	33	46	36	31	1865	11.9	293	-7		0.9	3.5
Friday, February 14, 2014	21:10	0:10	32	44	34	27	1791	11.2	302	-7		0.6	3.0
Friday, February 14, 2014	21:20	0:10	30	41	34	25	1602	11.1	304	-7		0.6	2.2
Friday, February 14, 2014	21:30	0:10	32	43	34	28	1739	11.4	309	-7		0.7	3.3
Friday, February 14, 2014	21:40	0:10	29	39	32	26	1830	11.4	312	-7		0.4	1.7
Friday, February 14, 2014	21:50	0:10	27	35	30	25	1676	10.9	309	-7		0.6	2.2
Friday, February 14, 2014	22:00	0:10	27	37	29	25	1507	10.2	314	-7		0.6	2.4
Friday, February 14, 2014	22:10	0:10	30	48	32	27	1365	9.9	315	-7		0.9	2.2
Friday, February 14, 2014	22:20	0:10	30	44	32	27	1180	9.4	307	-7		0.7	2.0
Friday, February 14, 2014	22:30	0:10	29	44	31	25	1446	10.3	301	-7		0.7	2.8
Friday, February 14, 2014	22:40	0:10	27	43	29	21	1480	10.3	302	-7		0.4	1.5
Friday, February 14, 2014	22:50	0:10	24	43	22	17	1740	11.5	301	-7		0.2	0.9
Friday, February 14, 2014	23:00	0:10	20	24	22	17	1846	11.4	303	-7		0.2	0.9
Friday, February 14, 2014	23:10	0:10	25	47	27	19	1819	11.3	300	-7		0.2	1.5
Friday, February 14, 2014	23:20	0:10	21	34	23	18	1521	10.3	300	-7		0.2	1.5
Friday, February 14, 2014	23:30	0:10	21	29	22	20	1001	8.6	296	-7		0.4	1.3
Friday, February 14, 2014	23:40	0:10	25	42	25	17	1107	9.0	294	-7		0.0	0.6
Friday, February 14, 2014	23:50	0:10	22	40	21	16	571	7.4	293	-7		0.0	0.9
Saturday, February 15, 2014	0:00	0:10	17	33	19	14	730	7.8	286	-7		0.2	0.9
Saturday, February 15, 2014	0:10	0:10	15	24	16	14	679	7.7	279	-7		0.4	0.9
Saturday, February 15, 2014	0:20	0:10	19	36	22	14	573	7.5	279	-7		0.2	1.3
Saturday, February 15, 2014	0:30	0:10	20	25	22	19	337	6.4	277	-7		0.2	1.5
Saturday, February 15, 2014	0:40	0:10	21	28	22	19	349	6.5	280	-7		0.2	1.1
Saturday, February 15, 2014	0:50	0:10	25	43	25	14	403	6.6	277	-7		0.2	1.1
Saturday, February 15, 2014	1:00	0:10	18	29	20	15	680	7.8	278	-7		0.4	1.3
Saturday, February 15, 2014	1:10	0:10	26	40	29	19	986	8.5	281	-7		1.1	2.4
Saturday, February 15, 2014	1:20	0:10	29	43	31	21	763	7.9	281	-7		0.9	2.4
Saturday, February 15, 2014	1:30	0:10	32	52	35	23	342	5.8	283	-8		0.9	3.2
Saturday, February 15, 2014	1:40	0:10	25	50	27	15	153	4.9	270	-8		0.6	2.2
Saturday, February 15, 2014	1:50	0:10	16	22	18	13	168	4.8	268	-8		0.0	0.7
Saturday, February 15, 2014	2:00	0:10	17	25	20	14	-24	5.8	256	-7		0.2	1.1
Saturday, February 15, 2014	2:10	0:10	19	35	22	14	-40	7.2	258	-7		0.4	1.9
Saturday, February 15, 2014	2:20	0:10	17	29	19	14	-27	8.7	264	-7		0.2	1.7
Saturday, February 15, 2014	2:30	0:10	21	39	24	15	-24	9.3	274	-7		0.6	2.2
Saturday, February 15, 2014	2:40	0:10	29	41	32	21	-24	7.8	275	-7		0.9	2.8
Saturday, February 15, 2014	2:50	0:10	32	46	34	28	-24	7.7	267	-7		1.5	2.8
Saturday, February 15, 2014	3:00	0:10	27	48	30	16	470	7.2	269	-7		0.9	3.0
Saturday, February 15, 2014	3:10	0:10	21	46	21	16	887	8.4	271	-7		0.6	2.2
Saturday, February 15, 2014	3:20	0:10	27	43	30	21	813	7.8	274	-7		0.7	2.4
Saturday, February 15, 2014	3:30	0:10	26	46	28	22	522	7.0	273	-7		0.9	2.6
Saturday, February 15, 2014	3:40	0:10	22	40	24	20	1067	8.6	272	-7		0.4	1.3
Saturday, February 15, 2014	3:50	0:10	20	26	20	19	675	7.4	272	-7		0.0	0.6
Saturday, February 15, 2014	4:00	0:10	14	20	15	13	572	7.1	274	-7		0.2	0.9
Saturday, February 15, 2014	4:10	0:10	14	22	14	14	621	7.5	281	-7		0.0	0.0
Saturday, February 15, 2014	4:20	0:10	16	22	18	13	634	7.5	289	-7		0.0	0.6
Saturday, February 15, 2014	4:30	0:10	24	40	28	19	728	8.0	297	-7		0.0	0.6
Saturday, February 15, 2014	4:40	0:10	28	44	31	19	1026	8.8	305	-7		0.0	0.2
Saturday, February 15, 2014	4:50	0:10	16	21	18	14	489	6.8	305	-7		0.0	0.7
Saturday, February 15, 2014	5:00	0:10	17	29	18	14	486	6.9	301	-7		0.0	0.7
Saturday, February 15, 2014	5:10	0:10	14	30	14	13	457	6.7	296	-7		0.0	0.0
Saturday, February 15, 2014	5:20	0:10	17	27	18	15	433	6.8	306	-7		0.0	0.0
Saturday, February 15, 2014	5:30	0:10	19	27	21	15	316	6.1	306	-7		0.0	0.0
Saturday, February 15, 2014	5:40	0:10	20	30	21	19	215	5.7	300	-7		0.0	0.0
Saturday, February 15, 2014	5:50	0:10	20	30	21	15	164	5.2	305	-7		0.0	0.0
Saturday, February 15, 2014	6:00	0:10	30	48	35	15	56	4.2	304	-7		0.0	0.0
Saturday, February 15, 2014	6:10												

Table B-2: Location B Winter Compliance Evaluation

Date	Time	Duration	Leq	Lmax	L(10)	L(90)	WT E2	WT E2	Onsite Met	Onsite Met	NWS Plymouth	Loc. 6	Loc. 6
	Start Time	(min)	(dBA)	(dBA)	(dBA)	(dBA)	Output (kW)	HH WS (m/s)	WD @ 75m (degrees)	Temp. (°C)	Precip. Obs.	Avg. WS @ 2m (m/s)	Gust WS @ 2m (m/s)
Saturday, February 15, 2014	6:30	0:10	24	40	24	20	138	5.1	319	-7		0.0	0.0
Saturday, February 15, 2014	6:40	0:10	21	35	21	19	144	5.2	326	-7		0.0	0.0
Saturday, February 15, 2014	6:50	0:10	21	36	22	14	96	4.8	327	-7		0.0	0.0
Saturday, February 15, 2014	7:00	0:10	24	50	20	14	75	4.7	298	-7		0.0	0.0
Saturday, February 15, 2014	7:10	0:10	17	29	20	15	43	4.3	306	-7		0.0	0.0
Saturday, February 15, 2014	7:20	0:10	26	47	28	16	13	4.0	317	-7		0.0	0.0
Saturday, February 15, 2014	7:30	0:10	27	41	31	22	-9	3.7	313	-7		0.0	0.0
Saturday, February 15, 2014	7:40	0:10	29	48	31	22	-42	3.0	322	-7		0.0	0.0
Saturday, February 15, 2014	7:50	0:10	34	53	38	23	-42	2.6	329	-6		0.0	0.0
Saturday, February 15, 2014	8:00	0:10	33	51	37	24	-41	2.4	323	-6		0.0	0.0
Saturday, February 15, 2014	8:10	0:10	39	62	39	24	-40	2.6	323	-6		0.0	0.0
Saturday, February 15, 2014	8:20	0:10	30	44	33	16	-38	2.7	323	-6		0.0	0.0
Saturday, February 15, 2014	8:30	0:10	37	48	39	34	-15	2.6	321	-6		0.0	0.0
Saturday, February 15, 2014	8:40	0:10	35	43	37	33	-17	2.2	318	-6		0.0	0.6
Saturday, February 15, 2014	8:50	0:10	36	44	39	34	-16	1.7	318	-6		0.0	0.0
Saturday, February 15, 2014	9:00	0:10	35	52	35	30	-17	1.6	318	-5		0.0	0.4
Saturday, February 15, 2014	9:10	0:10	33	47	37	28	-16	1.5	304	-5		0.2	0.9
Saturday, February 15, 2014	9:20	0:10	38	46	41	34	-17	0.8	251	-5		0.0	0.6
Saturday, February 15, 2014	9:30	0:10	42	48	44	40	-16	0.8	308	-5		0.0	0.6
Saturday, February 15, 2014	9:40	0:10	42	51	45	36	-16	1.4	316	-5		0.0	0.0
Saturday, February 15, 2014	9:50	0:10	43	59	47	33	-16	1.7	19	-5		0.0	0.4
Saturday, February 15, 2014	10:00	0:10	45	59	47	40	-16	2.1	83	-5		0.0	0.4
Saturday, February 15, 2014	10:10	0:10	41	62	44	34	-20	3.2	90	-5		0.0	0.6
Saturday, February 15, 2014	10:20	0:10	38	53	39	17	-3	3.6	114	-5		0.4	1.9
Saturday, February 15, 2014	10:30	0:10	36	59	36	21	15	3.9	113	-5		0.7	1.7
Saturday, February 15, 2014	10:40	0:10	36	60	35	23	101	4.8	95	-4		0.7	1.9
Saturday, February 15, 2014	10:50	0:10	28	45	29	22	137	5.0	100	-5		0.4	1.7
Saturday, February 15, 2014	11:00	0:10	26	42	27	21	102	4.7	107	-5		0.6	1.5
Saturday, February 15, 2014	11:10	0:10	29	48	30	22	173	5.2	105	-4		0.4	1.5
Saturday, February 15, 2014	11:20	0:10	30	51	32	22	205	5.5	107	-4		0.6	3.0
Saturday, February 15, 2014	11:30	0:10	42	64	36	21	248	6.0	111	-4		0.6	1.9
Saturday, February 15, 2014	11:40	0:10	29	42	32	23	277	5.9	111	-4		0.7	1.7
Saturday, February 15, 2014	11:50	0:10	27	40	30	24	219	5.6	123	-4		0.6	2.2
Saturday, February 15, 2014	12:00	0:10	25	33	26	23	186	5.3	127	-4		0.6	1.7
Saturday, February 15, 2014	12:10	0:10	28	40	31	21	140	4.9	119	-4		0.6	3.0
Saturday, February 15, 2014	12:20	0:10	33	51	37	23	102	4.7	116	-5		0.6	1.9
Saturday, February 15, 2014	12:30	0:10	27	40	28	21	147	5.1	103	-5	1	0.4	1.7
Saturday, February 15, 2014	12:40	0:10	25	51	24	18	259	5.7	94	-5	1	0.4	1.7
Saturday, February 15, 2014	12:50	0:10	25	44	26	18	252	5.9	100	-5	1	0.6	2.0
Saturday, February 15, 2014	13:00	0:10	25	41	26	18	203	5.5	97	-4	1	0.4	1.9
Saturday, February 15, 2014	13:10	0:10	29	50	28	22	157	5.3	95	-4	1	0.6	1.3
Saturday, February 15, 2014	13:20	0:10	31	46	35	22	172	5.3	102	-5	1	0.6	2.0
Saturday, February 15, 2014	13:30	0:10	19	29	22	16	136	5.0	95	-5	1	0.4	1.9
Saturday, February 15, 2014	13:40	0:10	25	41	26	18	130	5.0	97	-5	1	0.7	2.0
Saturday, February 15, 2014	13:50	0:10	32	49	34	17	121	5.1	98	-5	1	0.7	1.7
Saturday, February 15, 2014	14:00	0:10	25	37	28	19	35	4.5	98	-5	1	1.1	2.2
Saturday, February 15, 2014	14:10	0:10	27	41	30	21	-38	3.6	102	-5	1	0.9	2.0
Saturday, February 15, 2014	14:20	0:10	24	37	25	21	-36	3.7	95	-5	1	0.4	1.5
Saturday, February 15, 2014	14:30	0:10	33	53	35	17	-35	4.3	85	-5	1	0.4	1.5
Saturday, February 15, 2014	14:40	0:10	34	51	32	19	-35	5.3	83	-5	1	0.6	2.0
Saturday, February 15, 2014	14:50	0:10	27	54	30	21	-35	5.0	83	-5	1	0.4	1.1
Saturday, February 15, 2014	15:00	0:10	22	37	23	16	50	5.0	76	-5	1	0.6	2.0
Saturday, February 15, 2014	15:10	0:10	24	48	25	19	64	4.5	81	-5	1	0.4	1.3
Saturday, February 15, 2014	15:20	0:10	25	40	29	17	-16	3.3	71	-5	1	0.4	1.3
Saturday, February 15, 2014	15:30	0:10	27	56	27	19	-37	2.8	66	-5	1	0.2	0.9
Saturday, February 15, 2014	15:40	0:10	27	46	27	17	-40	2.8	64	-5	1	0.2	1.1
Saturday, February 15, 2014	15:50	0:10	31	51	31	21	-36	3.1	65	-5	1	0.2	1.5
Saturday, February 15, 2014	16:00	0:10	22	30	22	21	-30	3.0	69	-5	1	0.4	1.1
Saturday, February 15, 2014	16:10	0:10	22	41	22	15	-13	3.6	64	-5		0.0	0.4
Saturday, February 15, 2014	16:20	0:10	17	36	18	15	-8	3.6	73	-5		0.0	0.0
Saturday, February 15, 2014	16:30	0:10	24	39	28	14	-17	3.3	67	-5		0.0	0.0
Saturday, February 15, 2014	16:40	0:10	19	32	20	14	16	4.0	69	-5		0.2	0.9
Saturday, February 15, 2014	16:50	0:10	18	27	19	16	25	4.1	64	-6		0.2	0.9
Saturday, February 15, 2014	17:00	0:10	22	40	23	17	39	4.3	58	-6		0.2	0.9
Saturday, February 15, 2014	17:10	0:10	22	45	24	17	17	3.8	61	-6	1	0.0	0.0
Saturday, February 15, 2014	17:20	0:10	40	55	42	18	18	4.1	63	-6	1	0.0	0.7
Saturday, February 15, 2014	17:30	0:10	34	55	29	17	-5	3.7	58	-6	1	0.0	0.4
Saturday, February 15, 2014	17:40	0:10	30	57	22	17	20	4.1	53	-6	1	0.0	0.6
Saturday, February 15, 2014	17:50	0:10	43	68	33	16	31	4.3	55	-6	1	0.0	0.0
Saturday, February 15, 2014	18:00	0:10	16	34	17	15	0	3.8	59	-6	1	0.0	0.0
Saturday, February 15, 2014	18:10	0:10	18	33	19	15	-34	3.0	53	-6	1	0.0	0.0
Saturday, February 15, 2014	18:20	0:10	19	39	22	14	-41	2.9	41	-6	1	0.0	0.0
Saturday, February 15, 2014	18:30	0:10	28	55	29	15	-39	2.8	32	-6	1	0.0	0.0
Saturday, February 15, 2014	18:40	0:10	18	34	19	15	-37	2.3	23	-6	1	0.0	0.7
Saturday, February 15, 2014	18:50	0:10	19	24	22	15	-35	2.8	19	-6	1	0.0	0.7
Saturday, February 15, 2014	19:00	0:10	21	30	22	20	-36	2.7	18	-6	1	0.0	0.0
Saturday, February 15, 2014	19:10	0:10	20	23	22	15	-35	2.3	18	-6	1	0.0	0.0
Saturday, February 15, 2014	19:20	0:10	23	39	28	15	-35	2.3	5	-6	1	0.0	0.0
Saturday, February 15, 2014	19:30	0:10	18	26	19	16	-17	3.4	346	-6	1	0.0	0.4
Saturday, February 15, 2014	19:40	0:10	27	44	31	17	26	4.0	335	-6	1	0.0	0.4
Saturday, February 15, 2014	19:50	0:10	17	27	18	16	68	4.3	339	-6	1	0.2	0.7
Saturday, February 15, 2014	20:00	0:10	19	30	21	16	157	5.1	332	-6	1	0.0	1.1
Saturday, February 15, 2014	20:10	0:10	26	35	29	22	212	5.5	329	-6	1	0.6	2.0
Saturday, February 15, 2014	20:20	0:10	26	36	28	23	180	5.2	330	-6	1	0.4	2.0
Saturday, February 15, 2014	20:30	0:10	31	40	34	26	266	5.9	328	-6	1	0.6	2.6
Saturday, February 15, 2014	20:40	0:10	31	40	35	25	492	6.7	324	-6	1	0.4	1.9
Saturday, February 15, 2014	20:50	0:10	36	47	39	31	701	7.6	324	-6	1	0.6	2.0
Saturday, February 15, 2014	21:00	0:10	36	43	39	32	825	7.8	328	-6	1	0.7	2.4
Saturday, February 15, 2014	21:10	0:10	37	53	39	34	935	8.3	328	-6	1	0.6	2.2
Saturday, February 15, 2014	21:20	0:10	36	42	38	33	1205	9.5	329	-6	1	0.7	2.4
Saturday, February 15, 2014	21:30	0:10	38	52	40	33	1280	8.8	329	-6	1	0.7	2.8
Saturday, February 15, 2014	21:40	0:10	37	51	39	34	1383	9.0	329	-6	1	0.6	2.6
Saturday, February 15, 2014	21:50	0:10	39	45	41	36	1632	10.1	330	-6	1	0.7	2.6
Saturday, February 15, 2014	22:00	0:10	43	63	45	38	1823	10.9	328	-6	1	0.9	3.2
Saturday, February 15, 2014	22:10	0:10	45	58	47	40	1976	12.2	328	-6	1	1.5	4.4
Saturday, February 15, 2014	22:20	0:10	47	58	50	42	1877	11.7	326	-6	1	1.5	5.2
Saturday, February 15, 2014	22:30	0:10	46	54	49	42	1968	12.1	324	-6	1	1.5	3.9
Saturday, February 15, 2014	22:40	0:10	49	58	52	43	1936	13.7	324	-6	1	1.5	4.3
Saturday, February 15, 2014	22:50	0:10	49	56	52	46	1989	14.7	321	-6	1	1.7	5.7
Saturday, February 15, 2014	23:00	0:10	49	60	52	43	1991	15.9	324	-7	1	1.7	4.4
Saturday, February 15, 2014	23:10	0:10	47	61	50	42	1997	17.2	325	-7	1	1.9	5.4</

Table B-2: Location B Winter Compliance Evaluation

Date	Time	Duration	Leq	Lmax	L(10)	L(90)	WT E2	WT E2	Onsite Met	Onsite Met	NWS Plymouth	Loc. 6	Loc. 6
	Start Time	(min)	(dBA)	(dBA)	(dBA)	(dBA)	Output (kW)	HH WS (m/s)	WD @ 75m (degrees)	Temp. (°C)	Precip. Obs.	Avg. WS @ 2m (m/s)	Gust WS @ 2m (m/s)
Saturday, February 15, 2014	23:30	0:10	46	57	48	42	1989	14.3	324	-7	1	1.7	4.3
Saturday, February 15, 2014	23:40	0:10	49	61	53	44	1998	15.4	320	-7	1	1.7	4.4
Saturday, February 15, 2014	23:50	0:10	51	62	54	44	1998	17.0	318	-8	1	2.4	6.7
Sunday, February 16, 2014	0:00	0:10	50	64	53	46	1998	18.0	322	-8	1	2.2	5.9
Sunday, February 16, 2014	0:10	0:10	51	62	54	46	1998	19.2	324	-8	1	2.6	6.5
Sunday, February 16, 2014	0:20	0:10	51	62	54	46	1992	16.5	321	-8	1	2.4	7.2
Sunday, February 16, 2014	0:30	0:10	51	68	55	46	1997	16.8	320	-9	1	2.2	6.5
Sunday, February 16, 2014	0:40	0:10	53	69	55	48	1998	17.6	327	-9	1	2.4	8.0
Sunday, February 16, 2014	0:50	0:10	54	64	57	48	1998	18.3	326	-9	1	2.4	6.1
Sunday, February 16, 2014	1:00	0:10	42	51	44	38	1996	16.1	323	-10	1	2.2	5.9
Sunday, February 16, 2014	1:10	0:10	42	60	44	38	1995	15.1	317	-10	1	2.6	6.3
Sunday, February 16, 2014	1:20	0:10	42	50	44	40	1996	17.4	316	-10	1	2.6	5.9
Sunday, February 16, 2014	1:30	0:10	41	53	43	38	1996	18.0	322	-10	1	2.4	5.0
Sunday, February 16, 2014	1:40	0:10	42	55	43	39	1995	18.5	317	-10	1	1.9	4.8
Sunday, February 16, 2014	1:50	0:10	45	58	48	41	1995	18.6	318	-10	1	2.4	7.6
Sunday, February 16, 2014	2:00	0:10	46	56	48	43	1996	19.3	318	-11	1	2.6	6.5
Sunday, February 16, 2014	2:10	0:10	48	60	52	44	265	19.4	320	-11	1	2.2	6.5
Sunday, February 16, 2014	2:20	0:10	50	62	52	45	-36	18.8	324	-11	1	1.9	4.3
Sunday, February 16, 2014	2:30	0:10	48	62	51	41	-35	18.9	324	-11	1	1.5	4.8
Sunday, February 16, 2014	2:40	0:10	48	62	50	42	-29	18.0	324	-11	1	1.9	5.2
Sunday, February 16, 2014	2:50	0:10	51	61	55	38	-25	16.8	322	-11	1	2.2	7.4
Sunday, February 16, 2014	3:00	0:10	45	52	49	38	964	15.6	323	-11	1	2.0	6.9
Sunday, February 16, 2014	3:10	0:10	42	53	46	36	1992	16.0	322	-11	1	2.0	6.5
Sunday, February 16, 2014	3:20	0:10	41	52	44	37	1978	14.2	322	-12	1	2.0	4.6
Sunday, February 16, 2014	3:30	0:10	42	55	45	38	1981	15.3	324	-12	1	1.3	3.2
Sunday, February 16, 2014	3:40	0:10	42	52	46	37	1992	15.6	324	-12	1	1.7	3.9
Sunday, February 16, 2014	3:50	0:10	40	51	42	37	1997	16.8	324	-12	1	1.9	5.4
Sunday, February 16, 2014	4:00	0:10	38	45	40	36	1997	15.2	325	-12	1	1.7	3.9
Sunday, February 16, 2014	4:10	0:10	39	56	41	35	1994	15.5	316	-12	1	1.9	5.4
Sunday, February 16, 2014	4:20	0:10	39	48	40	36	1990	15.3	314	-12	1	1.7	4.3
Sunday, February 16, 2014	4:30	0:10	40	54	43	37	1997	16.2	312	-12	1	1.7	4.6
Sunday, February 16, 2014	4:40	0:10	39	45	41	38	1996	16.7	313	-12	1	2.2	5.4
Sunday, February 16, 2014	4:50	0:10	39	55	40	35	1995	15.9	322	-12	1	2.4	5.2
Sunday, February 16, 2014	5:00	0:10	36	49	37	34	1990	14.8	323	-12	1	2.0	5.2
Sunday, February 16, 2014	5:10	0:10	35	43	37	33	1986	14.1	326	-13	1	2.4	5.6
Sunday, February 16, 2014	5:20	0:10	39	48	42	35	1978	14.4	321	-13	1	3.0	8.5
Sunday, February 16, 2014	5:30	0:10	41	46	43	38	1940	13.5	308	-13	1	3.3	8.2
Sunday, February 16, 2014	5:40	0:10	39	49	41	37	1815	12.1	311	-13	1	3.3	7.8
Sunday, February 16, 2014	5:50	0:10	39	49	40	37	1287	9.8	309	-13	1	2.6	6.9
Sunday, February 16, 2014	6:00	0:10	37	43	39	34	1751	11.9	307	-14	1	2.4	5.6
Sunday, February 16, 2014	6:10	0:10	36	45	37	35	1973	13.4	306	-14	1	2.8	6.3
Sunday, February 16, 2014	6:20	0:10	35	40	37	34	1969	12.9	309	-14	1	2.2	4.8
Sunday, February 16, 2014	6:30	0:10	36	42	37	35	1916	12.7	311	-14	1	2.4	5.4
Sunday, February 16, 2014	6:40	0:10	38	50	40	36	1846	12.0	317	-14	1	2.2	6.3
Sunday, February 16, 2014	6:50	0:10	39	54	42	34	1882	11.9	318	-14	1	1.9	4.4
Sunday, February 16, 2014	7:00	0:10	38	56	39	33	1948	12.3	319	-14	1	1.5	5.6
Sunday, February 16, 2014	7:10	0:10	38	50	41	35	1844	11.6	308	-14	1	1.3	4.4
Sunday, February 16, 2014	7:20	0:10	36	45	37	34	1932	12.4	309	-14	1	1.3	3.2
Sunday, February 16, 2014	7:30	0:10	37	49	39	34	1954	13.0	319	-14	1	1.1	4.4
Sunday, February 16, 2014	7:40	0:10	37	52	39	34	1917	12.2	318	-14	1	1.1	4.3
Sunday, February 16, 2014	7:50	0:10	37	47	39	35	1836	11.6	310	-14	1	1.1	3.2
Sunday, February 16, 2014	8:00	0:10	37	47	39	35	1758	11.1	312	-14	1	1.5	5.4
Sunday, February 16, 2014	8:10	0:10	38	53	41	34	1773	10.9	310	-14	1	1.7	4.8
Sunday, February 16, 2014	8:20	0:10	36	44	38	34	1543	10.5	307	-14	1	1.7	5.0
Sunday, February 16, 2014	8:30	0:10	36	45	37	34	1229	9.3	298	-13	1	2.0	5.4
Sunday, February 16, 2014	8:40	0:10	38	48	40	34	1463	10.2	305	-13	1	1.9	5.4
Sunday, February 16, 2014	8:50	0:10	38	50	40	35	1231	9.7	305	-13	1	2.2	5.7
Sunday, February 16, 2014	9:00	0:10	42	56	44	37	1059	9.0	310	-13	1	1.9	4.6
Sunday, February 16, 2014	9:10	0:10	38	53	39	35	1313	9.7	313	-13	1	1.9	4.6
Sunday, February 16, 2014	9:20	0:10	39	53	41	36	1790	11.4	305	-13	1	2.0	5.6
Sunday, February 16, 2014	9:30	0:10	42	57	45	36	1386	10.0	300	-12	1	2.0	7.0
Sunday, February 16, 2014	9:40	0:10	37	48	38	35	1884	12.3	301	-12	1	2.0	8.2
Sunday, February 16, 2014	9:50	0:10	40	52	43	36	1927	12.4	310	-12	1	1.9	5.0
Sunday, February 16, 2014	10:00	0:10	44	60	47	38	1449	10.3	325	-12	1	2.0	5.7
Sunday, February 16, 2014	10:10	0:10	43	53	47	38	1150	9.1	318	-12	1	1.7	3.9
Sunday, February 16, 2014	10:20	0:10	42	52	45	37	1253	9.7	316	-12	1	1.7	4.6
Sunday, February 16, 2014	10:30	0:10	43	52	47	37	1371	10.3	308	-12	1	1.5	4.8
Sunday, February 16, 2014	10:40	0:10	41	51	43	37	1190	9.4	302	-11	1	1.3	3.2
Sunday, February 16, 2014	10:50	0:10	39	51	41	37	1520	10.6	294	-11	1	1.5	4.4
Sunday, February 16, 2014	11:00	0:10	37	44	40	35	1778	12.1	299	-11	1	1.3	3.0
Sunday, February 16, 2014	11:10	0:10	38	48	40	35	1939	12.6	304	-11	1	1.7	3.9
Sunday, February 16, 2014	11:20	0:10	40	56	42	37	1561	10.7	300	-11	1	3.7	9.7
Sunday, February 16, 2014	11:30	0:10	40	50	43	35	1635	11.2	298	-10	1	3.5	8.7
Sunday, February 16, 2014	11:40	0:10	37	47	40	34	1711	11.4	289	-10	1	3.0	6.7
Sunday, February 16, 2014	11:50	0:10	37	49	39	34	1892	12.8	294	-10	1	2.6	8.4
Sunday, February 16, 2014	12:00	0:10	37	48	38	35	1901	12.6	290	-10	1	2.4	7.4
Sunday, February 16, 2014	12:10	0:10	36	42	38	34	1944	12.2	290	-10	1	3.0	8.7
Sunday, February 16, 2014	12:20	0:10	43	53	46	37	1827	12.4	299	-10	1	3.7	10.2
Sunday, February 16, 2014	12:30	0:10	45	59	49	37	1988	15.0	298	-10	1	3.5	8.9
Sunday, February 16, 2014	12:40	0:10	38	50	40	35	1980	15.2	297	-10	1	3.2	6.5
Sunday, February 16, 2014	12:50	0:10	37	49	39	35	1963	14.4	300	-10	1	3.3	7.6
Sunday, February 16, 2014	13:00	0:10	38	48	39	36	1993	14.9	300	-10	1	3.0	7.0
Sunday, February 16, 2014	13:10	0:10	42	52	44	38	1733	11.5	302	-10	1	2.8	6.7
Sunday, February 16, 2014	13:20	0:10	42	52	45	38	1080	8.6	301	-10	1	3.2	7.8
Sunday, February 16, 2014	13:30	0:10	40	47	42	37	798	7.8	303	-10	1	2.8	6.3
Sunday, February 16, 2014	13:40	0:10	39	56	41	37	994	8.9	308	-10	1	2.8	8.7
Sunday, February 16, 2014	13:50	0:10	42	54	44	37	579	7.1	311	-9	1	3.2	7.4
Sunday, February 16, 2014	14:00	0:10	38	48	41	35	-23	8.6	307	-9	1	2.8	7.0
Sunday, February 16, 2014	14:10	0:10	38	54	40	35	-38	10.1	299	-9	1	3.0	7.6
Sunday, February 16, 2014	14:20	0:10	38	58	40	35	-24	9.5	296	-9	1	2.4	7.0
Sunday, February 16, 2014	14:30	0:10	34	49	36	31	-24	10.5	299	-10	1	1.7	5.0
Sunday, February 16, 2014	14:40	0:10	35	45	37	32	-23	9.1	300	-10	1	2.0	5.7
Sunday, February 16, 2014	14:50	0:10	33	44	34	30	-25	9.2	294	-10	1	2.0	5.9
Sunday, February 16, 2014	15:00	0:10	37	62	39	32	1465	11.0	300	-10	1	2.2	5.2
Sunday, February 16, 2014	15:10	0:10	37	51	38	34	1597	10.6	299	-10	1	2.4	6.9
Sunday, February 16, 2014	15:20	0:10	37	62	38	33	1506	10.2	304	-10	1	2.8	6.5
Sunday, February 16, 2014	15:30	0:10	35	56	36	33	1752	10.8	295	-10	1	2.4	6.9
Sunday, February 16, 2014	15:40	0:10	35	44	37	33	1456	10.1	309	-10	1	2.8	

Table B-2: Location B Winter Compliance Evaluation

Date	Time	Duration	Leq	Lmax	L(10)	L(90)	WT E2	WT E2	Onsite Met	Onsite Met	NWS Plymouth	Loc. 6	Loc. 6
	Start Time	(min)	(dBA)	(dBA)	(dBA)	(dBA)	Output (kW)	HH WS (m/s)	WD @ 75m (degrees)	Temp. (°C)	Precip. Obs.	Avg. WS @ 2m (m/s)	Gust WS @ 2m (m/s)
Sunday, February 16, 2014	16:30	0:10	34	43	35	32	1595	10.6	303	-11		1.9	5.2
Sunday, February 16, 2014	16:40	0:10	34	40	35	32	1533	10.3	302	-11		1.9	5.0
Sunday, February 16, 2014	16:50	0:10	33	40	35	31	1458	10.1	301	-11		1.5	3.5
Sunday, February 16, 2014	17:00	0:10	33	40	34	31	974	8.6	294	-11		1.3	3.9
Sunday, February 16, 2014	17:10	0:10	32	37	33	30	1518	10.7	295	-11		0.9	2.8
Sunday, February 16, 2014	17:20	0:10	33	48	34	31	1919	11.5	296	-12		0.7	2.6
Sunday, February 16, 2014	17:30	0:10	32	39	34	30	1674	10.7	302	-12		1.1	3.7
Sunday, February 16, 2014	17:40	0:10	33	45	34	30	1581	10.3	300	-12		0.9	4.4
Sunday, February 16, 2014	17:50	0:10	33	47	35	30	1765	10.9	302	-12		1.1	4.3
Sunday, February 16, 2014	18:00	0:10	35	52	37	31	1628	10.7	303	-12		0.7	2.2
Sunday, February 16, 2014	18:10	0:10	33	45	34	30	1860	11.2	303	-12		1.3	5.2
Sunday, February 16, 2014	18:20	0:10	32	38	33	30	1927	12.0	302	-12		1.5	4.4
Sunday, February 16, 2014	18:30	0:10	32	37	33	30	1989	12.9	300	-12		1.1	3.2
Sunday, February 16, 2014	18:40	0:10	32	40	34	31	1887	11.9	296	-12		1.5	4.3
Sunday, February 16, 2014	18:50	0:10	34	42	35	32	1646	10.4	298	-12		1.7	4.4
Sunday, February 16, 2014	19:00	0:10	33	48	35	32	1912	11.7	303	-12		1.9	4.4
Sunday, February 16, 2014	19:10	0:10	32	38	34	30	1867	11.8	303	-12		1.7	4.4
Sunday, February 16, 2014	19:20	0:10	33	41	34	31	1681	10.5	308	-12		1.7	4.3
Sunday, February 16, 2014	19:30	0:10	34	38	35	32	1351	10.1	308	-13		1.5	3.2
Sunday, February 16, 2014	19:40	0:10	34	42	36	32	1669	11.3	307	-13		1.5	5.0
Sunday, February 16, 2014	19:50	0:10	32	41	34	31	1927	12.5	311	-13		2.0	5.7
Sunday, February 16, 2014	20:00	0:10	34	50	37	30	1970	12.8	316	-13		2.0	4.8
Sunday, February 16, 2014	20:10	0:10	35	54	38	31	1921	12.6	317	-13		1.5	4.8
Sunday, February 16, 2014	20:20	0:10	36	52	38	32	1882	12.3	314	-14		1.7	4.6
Sunday, February 16, 2014	20:30	0:10	35	52	38	32	1981	13.7	315	-14		1.5	4.6
Sunday, February 16, 2014	20:40	0:10	36	50	39	32	1943	12.7	314	-14		1.7	4.3
Sunday, February 16, 2014	20:50	0:10	34	45	36	30	1875	12.3	317	-15		1.3	3.9
Sunday, February 16, 2014	21:00	0:10	34	48	36	30	1892	11.6	317	-15		1.3	3.9
Sunday, February 16, 2014	21:10	0:10	32	46	33	30	1937	12.9	323	-15		1.1	3.3
Sunday, February 16, 2014	21:20	0:10	34	47	36	30	1982	14.2	318	-15		1.1	2.4
Sunday, February 16, 2014	21:30	0:10	32	48	34	29	1931	12.5	318	-15		0.6	2.6
Sunday, February 16, 2014	21:40	0:10	33	47	36	29	1933	12.1	317	-15		1.3	3.7
Sunday, February 16, 2014	21:50	0:10	31	45	32	28	1981	12.7	321	-15		0.7	2.4
Sunday, February 16, 2014	22:00	0:10	31	48	34	29	1962	12.9	321	-15		0.7	1.9
Sunday, February 16, 2014	22:10	0:10	33	49	35	30	1979	12.5	318	-16		0.7	2.4
Sunday, February 16, 2014	22:20	0:10	31	47	33	30	1962	12.2	318	-16		0.7	1.5
Sunday, February 16, 2014	22:30	0:10	32	45	33	30	1959	12.9	320	-16		0.7	1.9
Sunday, February 16, 2014	22:40	0:10	31	44	32	30	1982	13.4	319	-16		0.7	2.0
Sunday, February 16, 2014	22:50	0:10	31	47	32	29	1987	13.5	318	-16		0.9	3.0
Sunday, February 16, 2014	23:00	0:10	31	49	32	29	1993	13.4	316	-16		1.3	4.4
Sunday, February 16, 2014	23:10	0:10	31	39	32	30	1981	13.1	318	-16		1.5	3.7
Sunday, February 16, 2014	23:20	0:10	31	44	32	29	1986	12.2	318	-16		1.5	5.0
Sunday, February 16, 2014	23:30	0:10	31	42	32	29	1993	13.2	321	-16		1.5	4.1
Sunday, February 16, 2014	23:40	0:10	30	46	32	29	1999	14.0	320	-16		1.7	3.3
Sunday, February 16, 2014	23:50	0:10	31	44	33	29	1990	13.4	320	-16		1.5	3.0
Monday, February 17, 2014	0:00	0:10	33	48	35	30	1972	13.0	310	-16		1.7	4.1
Monday, February 17, 2014	0:10	0:10	31	45	32	29	1979	14.5	313	-16		1.7	3.9
Monday, February 17, 2014	0:20	0:10	31	47	32	29	1979	13.1	314	-16		1.5	4.8
Monday, February 17, 2014	0:30	0:10	32	47	34	30	1994	13.3	313	-16		1.7	3.3
Monday, February 17, 2014	0:40	0:10	32	43	33	30	1997	14.1	315	-16		1.3	3.7
Monday, February 17, 2014	0:50	0:10	37	71	34	30	1995	14.2	313	-16		1.1	3.3
Monday, February 17, 2014	1:00	0:10	37	51	40	32	1997	15.4	315	-16		1.3	3.5
Monday, February 17, 2014	1:10	0:10	38	52	39	34	1998	15.7	315	-17		1.1	3.3
Monday, February 17, 2014	1:20	0:10	37	45	39	35	1994	16.8	318	-16		1.5	3.9
Monday, February 17, 2014	1:30	0:10	39	52	41	37	1983	17.2	314	-16		1.5	4.6
Monday, February 17, 2014	1:40	0:10	42	63	45	36	1982	17.1	314	-16		1.1	2.6
Monday, February 17, 2014	1:50	0:10	41	51	43	38	1993	16.9	316	-16		1.5	3.5
Monday, February 17, 2014	2:00	0:10	39	50	42	35	-4	15.2	316	-17		1.5	3.5
Monday, February 17, 2014	2:10	0:10	36	48	38	35	-46	15.7	318	-17		1.7	4.3
Monday, February 17, 2014	2:20	0:10	39	58	42	35	-30	15.2	317	-17		2.0	7.6
Monday, February 17, 2014	2:30	0:10	40	55	41	37	-25	17.0	315	-17		1.9	5.0
Monday, February 17, 2014	2:40	0:10	40	51	42	36	-24	17.1	314	-17		2.2	5.6
Monday, February 17, 2014	2:50	0:10	42	51	45	37	-23	16.7	314	-17		2.0	5.9
Monday, February 17, 2014	3:00	0:10	40	51	43	36	1237	17.1	318	-17		2.4	5.6
Monday, February 17, 2014	3:10	0:10	42	55	47	36	1995	18.2	317	-17		1.7	5.2
Monday, February 17, 2014	3:20	0:10	41	55	44	36	1994	17.7	318	-17		1.7	5.9
Monday, February 17, 2014	3:30	0:10	41	54	44	37	1993	17.7	319	-17		1.5	4.6
Monday, February 17, 2014	3:40	0:10	42	52	46	38	1989	19.0	320	-17		1.3	4.6
Monday, February 17, 2014	3:50	0:10	45	56	49	38	1981	19.2	320	-17		1.1	4.4
Monday, February 17, 2014	4:00	0:10	44	54	46	40	1995	20.0	318	-17		1.1	4.4
Monday, February 17, 2014	4:10	0:10	43	55	46	40	1997	20.2	318	-18		1.5	4.1
Monday, February 17, 2014	4:20	0:10	43	52	46	39	1998	19.2	321	-18		1.9	5.4
Monday, February 17, 2014	4:30	0:10	47	59	51	40	1995	20.1	320	-18		1.5	3.9
Monday, February 17, 2014	4:40	0:10	44	54	47	38	1982	20.0	319	-18		1.1	4.3
Monday, February 17, 2014	4:50	0:10	45	56	48	40	1983	19.0	322	-18		1.5	3.5
Monday, February 17, 2014	5:00	0:10	44	60	47	38	1984	20.3	321	-18		1.5	4.1
Monday, February 17, 2014	5:10	0:10	42	53	45	37	1983	20.6	321	-18		1.5	5.4
Monday, February 17, 2014	5:20	0:10	40	53	42	38	1982	19.9	321	-18		1.7	4.1
Monday, February 17, 2014	5:30	0:10	44	57	47	39	1982	21.1	322	-18		1.5	4.6
Monday, February 17, 2014	5:40	0:10	47	60	50	41	1981	21.0	320	-18		1.3	3.5
Monday, February 17, 2014	5:50	0:10	44	52	47	41	1982	20.9	321	-18		1.1	2.8
Monday, February 17, 2014	6:00	0:10	42	57	44	38	1983	20.0	321	-18		1.5	3.5
Monday, February 17, 2014	6:10	0:10	43	56	46	39	1984	20.1	323	-18		1.5	4.4
Monday, February 17, 2014	6:20	0:10	45	55	47	41	1983	20.4	323	-18		1.1	3.2
Monday, February 17, 2014	6:30	0:10	46	59	48	43	1982	22.2	322	-18		0.7	3.3
Monday, February 17, 2014	6:40	0:10	43	55	46	37	1981	20.9	321	-19		1.9	5.7
Monday, February 17, 2014	6:50	0:10	43	57	46	38	1988	19.6	325	-18		1.5	4.6
Monday, February 17, 2014	7:00	0:10	44	58	47	36	1986	18.3	327	-19		1.3	5.6
Monday, February 17, 2014	7:10	0:10	40	52	42	37	1985	18.2	326	-19		1.3	3.0
Monday, February 17, 2014	7:20	0:10	43	58	47	36	1997	19.5	326	-19		1.5	4.4
Monday, February 17, 2014	7:30	0:10	41	57	44	38	1997	17.8	326	-19		1.1	3.9
Monday, February 17, 2014	7:40	0:10	43	57	46	38	1998	18.4	327	-19		1.7	5.9
Monday, February 17, 2014	7:50	0:10	43	56	45	39	1993	20.1	321	-19		1.7	4.4
Monday, February 17, 2014	8:00	0:10	41	54	43	38	1983	18.8	323	-18		1.7	5.0
Monday, February 17, 2014	8:10	0:10	46	59	49	39	1982	18.4	322	-18		1.7	6.7
Monday, February 17, 2014	8:20	0:10	42	57	44	37	1982	17.0	319	-18		2.0	7.0
Monday, February 17, 2014	8:30	0:10	40	54	42	37	1981	16.7	322	-18		1.7	4.1
Monday, February 17, 2014	8:40	0:10	42	59	44	38	1981	17.9	322	-18		2.0	5.7
Monday, February 17, 2014	8:50	0:10	44	55	47	39	1995	18.1	321	-17		2.0	5.6

Table B-2: Location B Winter Compliance Evaluation

Date	Time	Duration	Leq	Lmax	L(10)	L(90)	WT E2	WT E2	Onsite Met	Onsite Met	NWS Plymouth	Loc. 6	Loc. 6
	Start Time	(min)	(dBA)	(dBA)	(dBA)	(dBA)	Output (kW)	HH WS (m/s)	WD @ 75m (degrees)	Temp. (°C)	Precip. Obs.	Avg. WS @ 2m (m/s)	Gust WS @ 2m (m/s)
Monday, February 17, 2014	9:30	0:10	43	59	46	39	1982	17.7	322	-17		2.6	7.8
Monday, February 17, 2014	9:40	0:10	45	61	47	39	1983	17.4	329	-16		1.7	5.0
Monday, February 17, 2014	9:50	0:10	41	57	44	38	1982	18.6	327	-16		1.5	3.9
Monday, February 17, 2014	10:00	0:10	45	61	47	40	1986	18.4	326	-16		1.7	5.2
Monday, February 17, 2014	10:10	0:10	46	56	49	40	1998	19.6	326	-16		1.5	4.1
Monday, February 17, 2014	10:20	0:10	44	58	48	37	1997	18.9	324	-15		1.3	5.0
Monday, February 17, 2014	10:30	0:10	46	60	49	39	1998	18.1	323	-15		2.0	8.2
Monday, February 17, 2014	10:40	0:10	47	58	51	40	1997	19.8	325	-15		1.5	3.9
Monday, February 17, 2014	10:50	0:10	47	56	50	40	1983	18.8	324	-15		2.2	5.6
Monday, February 17, 2014	11:00	0:10	48	59	52	41	1983	20.8	323	-14		1.9	4.8
Monday, February 17, 2014	11:10	0:10	45	53	48	41	1982	21.0	324	-14		1.7	5.4
Monday, February 17, 2014	11:20	0:10	43	54	46	38	1997	19.6	322	-14		1.7	4.4
Monday, February 17, 2014	11:30	0:10	47	72	50	38	1997	16.9	323	-14		2.4	9.1
Monday, February 17, 2014	11:40	0:10	43	61	45	37	1997	16.6	322	-13		2.0	5.4
Monday, February 17, 2014	11:50	0:10	45	58	49	39	1997	17.5	324	-13		1.5	3.9
Monday, February 17, 2014	12:00	0:10	45	62	47	38	1996	17.3	323	-13		1.3	3.5
Monday, February 17, 2014	12:10	0:10	48	60	51	42	1998	18.7	318	-13		2.0	6.9
Monday, February 17, 2014	12:20	0:10	46	56	49	40	1992	19.2	322	-13		2.0	5.7
Monday, February 17, 2014	12:30	0:10	44	53	48	38	1983	16.6	320	-12		2.6	5.7
Monday, February 17, 2014	12:40	0:10	42	53	45	37	1990	16.0	319	-12		2.0	4.8
Monday, February 17, 2014	12:50	0:10	45	63	48	38	1996	16.4	319	-12		1.9	5.7
Monday, February 17, 2014	13:00	0:10	41	54	44	35	1998	16.7	320	-12		2.0	4.4
Monday, February 17, 2014	13:10	0:10	45	63	47	36	1997	17.1	319	-11		2.6	5.9
Monday, February 17, 2014	13:20	0:10	42	54	45	37	1996	15.0	320	-11		2.6	8.9
Monday, February 17, 2014	13:30	0:10	43	58	47	34	1993	14.8	317	-11		2.8	7.2
Monday, February 17, 2014	13:40	0:10	42	56	45	37	1999	16.8	320	-11		2.6	6.3
Monday, February 17, 2014	13:50	0:10	45	64	48	40	1999	18.2	319	-11		2.4	6.9
Monday, February 17, 2014	14:00	0:10	42	61	45	37	143	16.4	320	-11		1.7	6.1
Monday, February 17, 2014	14:10	0:10	46	62	49	40	-47	14.6	313	-11		1.9	4.6
Monday, February 17, 2014	14:20	0:10	45	65	47	38	-31	14.2	310	-11		1.7	4.4
Monday, February 17, 2014	14:30	0:10	41	53	44	37	-26	13.1	309	-11		1.5	5.4
Monday, February 17, 2014	14:40	0:10	40	51	43	36	-24	11.0	312	-10		1.5	5.0
Monday, February 17, 2014	14:50	0:10	51	79	50	34	-23	8.5	318	-11		1.9	6.3
Monday, February 17, 2014	15:00	0:10	51	83	47	33	370	8.5	320	-11		2.4	7.2
Monday, February 17, 2014	15:10	0:10	37	52	39	33	912	8.1	315	-10		1.7	4.3
Monday, February 17, 2014	15:20	0:10	34	44	36	31	667	7.6	310	-10		1.5	3.9
Monday, February 17, 2014	15:30	0:10	38	53	41	32	1150	9.0	311	-11		1.5	4.1
Monday, February 17, 2014	15:40	0:10	37	61	39	34	1312	9.7	310	-11		0.9	3.5
Monday, February 17, 2014	15:50	0:10	42	60	45	35	765	7.4	304	-11		1.3	3.2
Monday, February 17, 2014	16:00	0:10	40	50	43	36	623	7.2	316	-11		1.5	4.6
Monday, February 17, 2014	16:10	0:10	35	50	37	33	598	7.2	308	-11		1.5	4.3
Monday, February 17, 2014	16:20	0:10	37	49	38	34	949	8.5	326	-12		2.0	5.2
Monday, February 17, 2014	16:30	0:10	37	45	39	34	961	8.5	333	-12		1.3	5.0
Monday, February 17, 2014	16:40	0:10	38	58	39	29	1517	10.3	321	-12		1.1	2.8
Monday, February 17, 2014	16:50	0:10	33	47	36	28	1835	11.3	311	-12		0.6	2.0
Monday, February 17, 2014	17:00	0:10	31	48	33	29	1891	11.6	316	-12		0.6	2.4
Monday, February 17, 2014	17:10	0:10	32	44	34	30	1936	12.1	315	-13		0.9	3.0
Monday, February 17, 2014	17:20	0:10	35	54	38	31	1437	9.9	319	-13		0.6	1.7
Monday, February 17, 2014	17:30	0:10	30	45	32	27	967	8.4	324	-13		0.9	1.9
Monday, February 17, 2014	17:40	0:10	29	43	30	26	709	7.6	330	-13		1.1	2.0
Monday, February 17, 2014	17:50	0:10	34	55	34	27	1245	9.3	329	-13		1.3	3.0
Monday, February 17, 2014	18:00	0:10	30	47	33	27	1793	10.6	314	-13		0.9	2.2
Monday, February 17, 2014	18:10	0:10	30	47	31	27	1678	10.6	317	-14		1.1	3.0
Monday, February 17, 2014	18:20	0:10	30	37	31	28	1793	11.0	318	-14		1.1	3.2
Monday, February 17, 2014	18:30	0:10	31	47	32	29	1792	11.6	313	-14		0.2	0.9
Monday, February 17, 2014	18:40	0:10	32	45	33	30	1830	11.3	314	-14		0.2	0.9
Monday, February 17, 2014	18:50	0:10	31	51	32	29	1446	10.2	316	-14		0.2	1.1
Monday, February 17, 2014	19:00	0:10	31	58	32	29	1321	9.6	321	-14		0.0	0.4
Monday, February 17, 2014	19:10	0:10	29	36	31	27	1226	9.2	323	-14		0.4	1.1
Monday, February 17, 2014	19:20	0:10	29	41	31	27	1267	9.4	324	-14		0.6	1.5
Monday, February 17, 2014	19:30	0:10	30	48	31	28	1129	9.0	326	-14		0.7	3.3
Monday, February 17, 2014	19:40	0:10	28	49	30	25	813	8.1	325	-14		0.7	1.7
Monday, February 17, 2014	19:50	0:10	25	45	27	23	333	6.1	329	-15		0.6	2.4
Monday, February 17, 2014	20:00	0:10	36	62	32	23	357	6.3	327	-15		0.4	1.3
Monday, February 17, 2014	20:10	0:10	26	50	27	23	757	7.8	318	-15		0.0	0.4
Monday, February 17, 2014	20:20	0:10	24	32	26	23	607	7.2	320	-15		0.0	0.0
Monday, February 17, 2014	20:30	0:10	25	46	27	22	317	6.0	328	-15		0.6	1.5
Monday, February 17, 2014	20:40	0:10	28	50	30	26	1082	8.9	315	-15		0.6	1.5
Monday, February 17, 2014	20:50	0:10	29	42	31	27	1227	9.1	315	-15		0.7	1.9
Monday, February 17, 2014	21:00	0:10	30	40	31	28	1223	9.1	324	-15		0.2	0.6
Monday, February 17, 2014	21:10	0:10	30	40	32	28	1106	8.8	322	-15		0.7	1.7
Monday, February 17, 2014	21:20	0:10	29	37	31	27	1098	8.7	320	-14		0.6	1.7
Monday, February 17, 2014	21:30	0:10	29	42	30	27	839	7.9	323	-15		0.0	0.6
Monday, February 17, 2014	21:40	0:10	28	35	30	26	899	8.3	330	-15		0.4	1.5
Monday, February 17, 2014	21:50	0:10	28	37	30	26	923	8.3	331	-15		0.2	0.7
Monday, February 17, 2014	22:00	0:10	25	33	27	23	463	6.9	334	-15		0.2	0.9
Monday, February 17, 2014	22:10	0:10	25	41	27	20	176	5.1	355	-15		0.7	1.1
Monday, February 17, 2014	22:20	0:10	20	31	22	18	33	3.9	354	-14		0.4	0.9
Monday, February 17, 2014	22:30	0:10	19	35	21	16	-47	2.4	31	-14		0.7	1.3
Monday, February 17, 2014	22:40	0:10	22	36	25	17	-46	1.6	30	-15		0.4	1.3
Monday, February 17, 2014	22:50	0:10	20	30	22	18	-41	4.1	39	-14		0.6	1.3
Monday, February 17, 2014	23:00	0:10	21	48	22	17	32	4.3	42	-14		0.2	0.7
Monday, February 17, 2014	23:10	0:10	20	44	21	18	55	4.4	63	-13		0.4	1.1
Monday, February 17, 2014	23:20	0:10	19	35	20	17	32	4.3	64	-13		0.2	0.7
Monday, February 17, 2014	23:30	0:10	20	37	21	17	-4	3.4	87	-12		0.0	0.6
Monday, February 17, 2014	23:40	0:10	21	50	23	16	-41	3.0	118	-12		0.2	0.7
Monday, February 17, 2014	23:50	0:10	21	36	24	17	-42	1.8	134	-12		0.2	0.7
Tuesday, February 18, 2014	0:00	0:10	28	63	21	17	-39	1.4	139	-12		0.0	0.7
Tuesday, February 18, 2014	0:10	0:10	21	42	23	17	-38	2.0	143	-11		0.4	1.1
Tuesday, February 18, 2014	0:20	0:10	23	42	24	20	-38	2.4	137	-12		0.0	0.6
Tuesday, February 18, 2014	0:30	0:10	22	31	24	20	-35	3.2	128	-12		0.4	0.7
Tuesday, February 18, 2014	0:40	0:10	22	39	23	21	-20	3.3	134	-12		0.2	0.7
Tuesday, February 18, 2014	0:50	0:10	24	35	25	22	59	4.3	127	-12		0.2	0.7
Tuesday, February 18, 2014	1:00	0:10	24	35	25	22	140	5.0	128	-13		0.2	0.7
Tuesday, February 18, 2014	1:10	0:10	26	38	28	25	168	5.3	128	-13		0.4	1.3
Tuesday, February 18, 2014	1:20	0:10	29	36	32	25	227	5.4	127	-13		0.0	0.9
Tuesday, February 18, 2014	1:30	0:10	30	50	32	27	201	5.3	131	-13		0.0	0.0
Tuesday, February 18, 2014	1:40	0:10	28	39	30	26	127	4.7	138	-13		0.0	0.7
Tuesday, February 18, 2014	1:50	0:10	29	40	30	27	166	5.3	140	-13		0.0	0.0
Tuesday, February 18, 2014	2:00	0:10	21	40	24	16	-22	5.0	144	-12	</		

Table B-2: Location B Winter Compliance Evaluation

Date	Time	Duration	Leq	Lmax	L(10)	L(90)	WT E2	WT E2	Onsite Met	Onsite Met	NWS Plymouth	Loc. 6	Loc. 6
	Start Time	(min)	(dBA)	(dBA)	(dBA)	(dBA)	Output (kW)	HH WS (m/s)	WD @ 75m (degrees)	Temp. (°C)	Precip. Obs.	Avg. WS @ 2m (m/s)	Gust WS @ 2m (m/s)
Tuesday, February 18, 2014	2:30	0:10	22	38	24	16	-39	5.2	139	-13		0.2	0.9
Tuesday, February 18, 2014	2:40	0:10	20	35	21	15	-38	5.0	140	-13		0.0	0.6
Tuesday, February 18, 2014	2:50	0:10	21	42	24	17	-40	5.9				0.4	0.9
Tuesday, February 18, 2014	3:00	0:10	31	41	33	28	272	6.4	134	-13		0.0	0.4
Tuesday, February 18, 2014	3:10	0:10	32	48	35	28	211	5.3	133	-13		0.4	1.1
Tuesday, February 18, 2014	3:20	0:10	32	38	34	30	179	5.1	135	-13		0.2	0.7
Tuesday, February 18, 2014	3:30	0:10	33	39	35	30	221	5.4	138	-12		0.2	1.3
Tuesday, February 18, 2014	3:40	0:10	34	40	36	32	401	6.6	136	-12		0.4	1.3
Tuesday, February 18, 2014	3:50	0:10	34	42	36	32	616	7.4	135	-12		0.6	1.1
Tuesday, February 18, 2014	4:00	0:10	33	42	36	31	838	8.0	132	-13		0.6	1.3
Tuesday, February 18, 2014	4:10	0:10	33	40	35	31	739	8.0	129	-13		0.2	0.9
Tuesday, February 18, 2014	4:20	0:10	31	37	32	29	563	7.1	134	-13		0.4	0.6
Tuesday, February 18, 2014	4:30	0:10	31	39	33	29	566	7.5	133	-13		0.0	0.7
Tuesday, February 18, 2014	4:40	0:10	33	40	34	30	913	8.5	123	-13		0.0	0.7
Tuesday, February 18, 2014	4:50	0:10	32	39	33	30	1373	9.5	114	-13		0.2	0.7
Tuesday, February 18, 2014	5:00	0:10	35	41	37	31	1252	8.9	117	-13		0.7	1.5
Tuesday, February 18, 2014	5:10	0:10	34	42	37	29	748	7.8	121	-14		0.9	1.7
Tuesday, February 18, 2014	5:20	0:10	31	39	33	28	1012	8.7	117	-14		0.2	1.3
Tuesday, February 18, 2014	5:30	0:10	31	41	33	28	832	8.1	127	-13		0.7	2.0
Tuesday, February 18, 2014	5:40	0:10	32	40	34	30	756	8.0	131	-13		1.3	2.2
Tuesday, February 18, 2014	5:50	0:10	33	41	35	30	908	8.4	123	-13		0.9	1.9
Tuesday, February 18, 2014	6:00	0:10	33	38	34	31	745	8.0	130	-13		0.4	1.1
Tuesday, February 18, 2014	6:10	0:10	35	48	37	31	722	8.0	133	-13		0.9	1.7
Tuesday, February 18, 2014	6:20	0:10	33	39	34	31	925	8.6	133	-13		0.9	1.7
Tuesday, February 18, 2014	6:30	0:10	33	42	35	32	1530	10.1	128	-13		0.9	1.5
Tuesday, February 18, 2014	6:40	0:10	34	48	36	32	1701	10.4	126	-13		0.9	1.9
Tuesday, February 18, 2014	6:50	0:10	38	64	36	31	1286	9.3	128	-13		0.7	1.5
Tuesday, February 18, 2014	7:00	0:10	37	54	40	31	1165	9.0	129	-13		0.7	1.5
Tuesday, February 18, 2014	7:10	0:10	34	52	35	31	1359	9.7	124	-13		0.7	1.7
Tuesday, February 18, 2014	7:20	0:10	34	48	36	31	1244	9.3	121	-13		0.6	1.7
Tuesday, February 18, 2014	7:30	0:10	34	47	36	31	1106	9.1	120	-13		0.6	1.5
Tuesday, February 18, 2014	7:40	0:10	32	44	34	29	1407	9.7	119	-13		0.6	1.1
Tuesday, February 18, 2014	7:50	0:10	32	44	34	29	1136	9.3	118	-13		0.7	1.7
Tuesday, February 18, 2014	8:00	0:10	42	49	47	31	1523	10.2	110	-13		0.7	1.7
Tuesday, February 18, 2014	8:10	0:10	45	53	49	32	1617	10.5	106	-14		0.7	1.7
Tuesday, February 18, 2014	8:20	0:10	45	53	50	32	1522	10.0	105	-14		0.7	1.3
Tuesday, February 18, 2014	8:30	0:10	43	52	48	33	1495	10.1	95	-14	1	0.7	1.5
Tuesday, February 18, 2014	8:40	0:10	45	52	49	34	1343	9.9	105	-14	1	0.6	1.7
Tuesday, February 18, 2014	8:50	0:10	35	51	36	33	1162	9.2	111	-14	1	0.7	1.3
Tuesday, February 18, 2014	9:00	0:10	42	51	47	34	1109	9.1	118	-13	1	0.7	2.0
Tuesday, February 18, 2014	9:10	0:10	45	52	49	36	1351	9.8	129	-13	1	1.1	2.0
Tuesday, February 18, 2014	9:20	0:10	44	56	47	37	1387	9.6	132	-13	1	0.7	1.9
Tuesday, February 18, 2014	9:30	0:10	41	60	44	38	1300	9.5	131	-12		0.7	2.0
Tuesday, February 18, 2014	9:40	0:10	42	54	45	37	1507	10.0	128	-11		0.4	1.5
Tuesday, February 18, 2014	9:50	0:10	44	63	46	38	1751	10.8	128	-11		0.2	0.9
Tuesday, February 18, 2014	10:00	0:10	40	50	44	37	1357	9.7	129	-11		0.6	1.7
Tuesday, February 18, 2014	10:10	0:10	44	50	46	40	1134	9.0	130	-11	1	0.9	2.0
Tuesday, February 18, 2014	10:20	0:10	40	49	41	39	1124	8.9	133	-11	1	0.9	2.8
Tuesday, February 18, 2014	10:30	0:10	44	54	46	40	1104	8.8	127	-10	1	0.6	2.2
Tuesday, February 18, 2014	10:40	0:10	46	63	49	40	1172	9.3	129	-11	1	0.4	1.9
Tuesday, February 18, 2014	10:50	0:10	43	65	44	40	1106	9.0	129	-11	1	0.7	1.9
Tuesday, February 18, 2014	11:00	0:10	47	61	51	39	1412	9.8	124	-11	1	1.3	2.4
Tuesday, February 18, 2014	11:10	0:10	48	58	51	39	1501	10.1	121	-11	1	0.7	2.2
Tuesday, February 18, 2014	11:20	0:10	47	54	49	45	1251	9.2	122	-11	1	0.6	2.0
Tuesday, February 18, 2014	11:30	0:10	47	55	50	42	1081	9.0	126	-10	1	0.7	1.7
Tuesday, February 18, 2014	11:40	0:10	66	78	71	45	1216	9.4	126	-10	1	0.7	2.2
Tuesday, February 18, 2014	11:50	0:10	63	80	68	38	960	8.6	126	-10	1	0.4	1.5
Tuesday, February 18, 2014	12:00	0:10	43	54	46	37	1317	9.6	125	-10	1	0.6	2.2
Tuesday, February 18, 2014	12:10	0:10	44	51	47	37	977	8.7	119	-10	1	0.7	1.9
Tuesday, February 18, 2014	12:20	0:10	45	51	48	37	742	7.9	114	-10	1	0.4	1.5
Tuesday, February 18, 2014	12:30	0:10	37	53	38	34	616	7.6	117	-10	1	0.6	1.5
Tuesday, February 18, 2014	12:40	0:10	54	72	53	37	650	7.8	121	-10	1	0.7	1.5
Tuesday, February 18, 2014	12:50	0:10	42	60	41	37	976	8.9	120	-10	1	0.9	2.0
Tuesday, February 18, 2014	13:00	0:10	39	51	41	37	1069	9.1	116	-10	1	0.9	1.7
Tuesday, February 18, 2014	13:10	0:10	38	50	40	37	970	8.8	113	-10	1	0.6	1.5
Tuesday, February 18, 2014	13:20	0:10	45	59	50	37	1223	9.4	107	-11	1	0.2	0.9
Tuesday, February 18, 2014	13:30	0:10	55	66	58	44	1240	9.1	103	-11	1	0.4	1.1
Tuesday, February 18, 2014	13:40	0:10	55	70	61	37	1250	9.0	96	-10	1	0.4	1.5
Tuesday, February 18, 2014	13:50	0:10	49	64	48	34	1107	8.9	93	-10	1	0.4	1.1
Tuesday, February 18, 2014	14:00	0:10	38	51	40	35	1242	9.3	94	-10	1	0.9	2.0
Tuesday, February 18, 2014	14:10	0:10	39	51	40	36	1328	9.2	95	-10	1	0.9	1.7
Tuesday, February 18, 2014	14:20	0:10	38	43	39	36	1256	8.8	94	-10	1	0.7	2.6
Tuesday, February 18, 2014	14:30	0:10	39	55	39	35	1241	9.2	92	-10	1	0.4	1.1
Tuesday, February 18, 2014	14:40	0:10	37	44	38	35	1360	9.7	91	-10	1	0.6	1.7
Tuesday, February 18, 2014	14:50	0:10	35	48	37	32	1308	9.4	87	-10	1	0.4	1.7
Tuesday, February 18, 2014	15:00	0:10	34	40	36	32	980	8.1	84	-10	1	0.2	0.9
Tuesday, February 18, 2014	15:10	0:10	34	40	35	32	708	7.1	82	-9	1	0.4	1.9
Tuesday, February 18, 2014	15:20	0:10	34	40	36	32	608	6.8	81	-9	1	0.6	1.7
Tuesday, February 18, 2014	15:30	0:10	33	42	35	31	509	6.7	82	-9	1	0.7	2.0
Tuesday, February 18, 2014	15:40	0:10	32	42	33	31	420	6.4	82	-9	1	0.4	1.3
Tuesday, February 18, 2014	15:50	0:10	33	42	35	31	398	6.1	83	-9	1	0.0	0.9
Tuesday, February 18, 2014	16:00	0:10	34	41	36	32	476	6.3	85	-9	1	0.2	1.1
Tuesday, February 18, 2014	16:10	0:10	34	42	36	32	627	6.9	87	-9	1	0.4	1.5
Tuesday, February 18, 2014	16:20	0:10	35	44	37	33	970	8.1	85	-9	1	0.2	1.3
Tuesday, February 18, 2014	16:30	0:10	34	41	36	32	890	7.8	82	-9	1	0.2	1.1
Tuesday, February 18, 2014	16:40	0:10	35	48	36	32	593	6.8	80	-8	1	0.2	0.9
Tuesday, February 18, 2014	16:50	0:10	34	45	35	30	583	6.7	78	-8	1	0.4	1.1
Tuesday, February 18, 2014	17:00	0:10	31	36	32	29	500	6.7	77	-8	1	0.0	0.9
Tuesday, February 18, 2014	17:10	0:10	31	37	33	29	499	6.6	77	-8	1	0.2	1.5
Tuesday, February 18, 2014	17:20	0:10	31	46	33	28	302	5.7	79	-8	1	0.0	0.7
Tuesday, February 18, 2014	17:30	0:10	27	31	28	25	183	4.8	75	-8	1	0.0	0.0
Tuesday, February 18, 2014	17:40	0:10	26	37	27	24	176	5.1	68	-8	1	0.0	0.0
Tuesday, February 18, 2014	17:50	0:10	26	35	27	24	120	4.6	65	-8	1	0.0	0.0
Tuesday, February 18, 2014	18:00	0:10	25	32	26	24	71	4.0	69	-8	1	0.2	0.9
Tuesday, February 18, 2014	18:10	0:10	38	58	42	22	-37	2.4	63	-8	1	0.0	0.2
Tuesday, February 18, 2014	18:20	0:10	24	32	26	21	-41	1.9	60	-8	1	0.0	0.0
Tuesday, February 18, 2014	18:30	0:10	24	44	25	22	-38	1.7	58	-8	1	0.0	0.0
Tuesday, February 18, 2014	18:40	0:10	25	43	27	22	-40	1.6	56	-7	1	0.0	0.0
Tuesday, February 18, 2014	18:50	0:10	32	48	36	22	-39	1.8	50	-7	1	0.0	0.0
Tuesday, February 18, 2014	19:00	0:10	24	31	25	22	-23	2.6	49				

Table B-2: Location B Winter Compliance Evaluation

Date	Time	Duration	Leq	Lmax	L(10)	L(90)	WT E2	WT E2	Onsite Met	Onsite Met	NWS Plymouth	Loc. 6	Loc. 6
	Start Time	(min)	(dBA)	(dBA)	(dBA)	(dBA)	Output (kW)	HH WS (m/s)	WD @ 75m (degrees)	Temp. (°C)	Precip. Obs.	Avg. WS @ 2m (m/s)	Gust WS @ 2m (m/s)
Tuesday, February 18, 2014	19:30	0:10	30	44	33	24	-39	2.5	48	-7	1	0.0	0.0
Tuesday, February 18, 2014	19:40	0:10	23	34	25	21	-39	1.8	37	-7	1	0.0	0.2
Tuesday, February 18, 2014	19:50	0:10	31	48	36	21	-39	1.8	32	-7	1	0.2	1.1
Tuesday, February 18, 2014	20:00	0:10	23	43	25	21	-40	2.0	19	-7	1	0.0	0.7
Tuesday, February 18, 2014	20:10	0:10	29	43	32	22	-32	2.4	29	-7	1	0.6	1.5
Tuesday, February 18, 2014	20:20	0:10	34	53	38	22	-20	2.6	18	-7	1	0.4	1.1
Tuesday, February 18, 2014	20:30	0:10	32	52	34	22	-23	2.9	7	-7	1	0.0	0.0
Tuesday, February 18, 2014	20:40	0:10	23	31	25	21	-22	3.1	14	-7	1	0.2	1.9
Tuesday, February 18, 2014	20:50	0:10	26	31	28	24	0	3.7	334	-8	1	0.6	1.7
Tuesday, February 18, 2014	21:00	0:10	27	34	29	26	24	4.0	320	-8	1	0.2	1.1
Tuesday, February 18, 2014	21:10	0:10	29	35	31	27	76	4.6	316	-8	1	0.6	1.3
Tuesday, February 18, 2014	21:20	0:10	31	38	33	29	169	5.0	309	-8	1	0.4	0.9
Tuesday, February 18, 2014	21:30	0:10	30	41	31	29	290	5.8	308	-8	1	0.0	0.9
Tuesday, February 18, 2014	21:40	0:10	31	44	33	30	385	6.3	305	-8	1	0.2	1.1
Tuesday, February 18, 2014	21:50	0:10	32	38	33	30	561	6.8	300	-8	1	0.4	1.1
Tuesday, February 18, 2014	22:00	0:10	31	38	33	29	425	6.4	294	-7	1	0.6	1.5
Tuesday, February 18, 2014	22:10	0:10	33	44	34	31	126	4.8	294	-7	1	0.2	0.9
Tuesday, February 18, 2014	22:20	0:10	33	45	35	30	55	3.7	291	-8	1	0.4	1.5
Tuesday, February 18, 2014	22:30	0:10	32	37	34	30	-5	3.5	286	-8	1	0.4	1.1
Tuesday, February 18, 2014	22:40	0:10	33	43	34	31	117	4.7	281	-8	1	0.0	0.7
Tuesday, February 18, 2014	22:50	0:10	32	40	34	31	153	4.9	283	-8	1	0.0	0.0
Tuesday, February 18, 2014	23:00	0:10	34	40	36	32	527	6.7	282	-8	1	0.0	0.0
Tuesday, February 18, 2014	23:10	0:10	33	39	35	30	1079	8.5	283	-8	1	0.0	0.0
Tuesday, February 18, 2014	23:20	0:10	31	41	33	29	617	7.0	299	-8	1	0.0	0.0
Tuesday, February 18, 2014	23:30	0:10	32	37	33	30	832	7.3	332	-8	1	0.2	0.6
Tuesday, February 18, 2014	23:40	0:10	30	37	32	28	911	7.6	320	-8	1	0.2	0.7
Tuesday, February 18, 2014	23:50	0:10	31	39	33	28	836	7.3	312	-8	1	0.2	1.1
Wednesday, February 19, 2014	0:00	0:10	31	39	33	29	1062	8.3	319	-8	1	0.0	0.6
Wednesday, February 19, 2014	0:10	0:10	31	37	32	29	956	7.3	315	-8	1	0.0	0.6
Wednesday, February 19, 2014	0:20	0:10	31	40	33	29	1486	9.4	303	-9	1	0.0	0.0
Wednesday, February 19, 2014	0:30	0:10	30	38	32	28	1216	8.8	303	-8	1	0.0	0.0
Wednesday, February 19, 2014	0:40	0:10	30	46	31	28	1261	8.2	300	-9	1	0.0	0.0
Wednesday, February 19, 2014	0:50	0:10	31	44	33	29	1222	8.9	293	-9	1	0.0	0.0
Wednesday, February 19, 2014	1:00	0:10	30	37	32	28	1618	10.0	296	-8	1	0.0	0.0
Wednesday, February 19, 2014	1:10	0:10	29	39	31	25	858	7.7	305	-8	1	0.0	0.0
Wednesday, February 19, 2014	1:20	0:10	29	38	31	26	944	7.4	316	-9	1	0.2	0.7
Wednesday, February 19, 2014	1:30	0:10	28	36	30	25	829	7.3	321	-9	1	0.0	0.0
Wednesday, February 19, 2014	1:40	0:10	29	45	31	26	999	8.0	308	-9	1	0.0	0.0
Wednesday, February 19, 2014	1:50	0:10	27	35	29	23	664	6.6	317	-9	1	0.2	0.7
Wednesday, February 19, 2014	2:00	0:10	17	27	18	16	-28	6.0	325	-9	1	0.0	0.6
Wednesday, February 19, 2014	2:10	0:10	19	32	22	16	-40	6.3	329	-8	1	0.0	0.0
Wednesday, February 19, 2014	2:20	0:10	19	33	21	17	-38	5.9	330	-8	1	0.2	0.6
Wednesday, February 19, 2014	2:30	0:10	21	44	21	17	-38	5.9	324	-8	1	0.0	0.4
Wednesday, February 19, 2014	2:40	0:10	21	37	24	16	-39	5.1	324	-8	1	0.2	0.7
Wednesday, February 19, 2014	2:50	0:10	22	40	25	15	-39	5.2	322	-8	1	0.0	0.2
Wednesday, February 19, 2014	3:00	0:10	22	34	25	15	135	5.1	317	-8	1	0.0	0.0
Wednesday, February 19, 2014	3:10	0:10	22	35	23	19	114	4.6	309	-8	1	0.0	0.0
Wednesday, February 19, 2014	3:20	0:10	22	37	23	19	12	3.6	320	-8	1	0.0	0.0
Wednesday, February 19, 2014	3:30	0:10	22	34	23	19	-13	3.3	320	-8	1	0.0	0.9
Wednesday, February 19, 2014	3:40	0:10	22	34	25	18	76	4.5	278	-8	1	0.2	0.7
Wednesday, February 19, 2014	3:50	0:10	21	33	22	18	113	4.9	263	-8	1	0.0	0.7
Wednesday, February 19, 2014	4:00	0:10	24	34	28	19	491	7.0	248	-8	1	0.2	1.5
Wednesday, February 19, 2014	4:10	0:10	29	35	30	27	1037	8.6	240	-8	1	0.7	2.8
Wednesday, February 19, 2014	4:20	0:10	33	47	37	29	696	7.5	237	-8	1	0.6	2.2
Wednesday, February 19, 2014	4:30	0:10	30	47	32	26	503	6.8	234	-8	1	0.6	2.0
Wednesday, February 19, 2014	4:40	0:10	28	33	29	26	422	6.7	231	-8	1	0.9	2.4
Wednesday, February 19, 2014	4:50	0:10	26	33	28	24	332	6.4	229	-8	1	0.2	1.1
Wednesday, February 19, 2014	5:00	0:10	26	34	27	24	231	5.5	237	-8	1	0.2	0.9
Wednesday, February 19, 2014	5:10	0:10	26	36	28	24	304	5.9	235	-8	1	0.2	0.9
Wednesday, February 19, 2014	5:20	0:10	24	34	26	22	47	4.5	229	-8	1	0.2	0.7
Wednesday, February 19, 2014	5:30	0:10	26	41	28	22	-41	3.3	226	-8	1	0.4	0.9
Wednesday, February 19, 2014	5:40	0:10	24	34	26	21	-40	2.1	226	-8	1	0.2	1.1
Wednesday, February 19, 2014	5:50	0:10	22	33	23	20	-32	2.7	220	-8	1	0.0	0.0
Wednesday, February 19, 2014	6:00	0:10	30	49	31	21	-42	3.0	210	-8	1	0.2	0.9
Wednesday, February 19, 2014	6:10	0:10	24	43	25	21	-42	1.5	196	-8	1	0.0	0.0
Wednesday, February 19, 2014	6:20	0:10	29	40	34	22	-40	1.7	197	-7	1	0.0	0.0
Wednesday, February 19, 2014	6:30	0:10	33	47	36	26	-38	2.6	204	-7	1	0.0	0.0
Wednesday, February 19, 2014	6:40	0:10	33	53	35	27	-38	2.7	206	-7	1	0.0	0.0
Wednesday, February 19, 2014	6:50	0:10	35	51	38	27	-38	2.1	212	-7	1	0.0	0.0
Wednesday, February 19, 2014	7:00	0:10	39	56	42	29	-38	1.2	211	-7	1	0.0	0.0
Wednesday, February 19, 2014	7:10	0:10	38	45	40	32	-35	1.8	203	-7	1	0.4	0.9
Wednesday, February 19, 2014	7:20	0:10	37	51	39	34	-22	1.8	193	-7	1	0.0	0.6
Wednesday, February 19, 2014	7:30	0:10	34	49	36	27	-20	1.2	197	-7	1	0.0	0.0
Wednesday, February 19, 2014	7:40	0:10	31	45	33	27	-20	1.9	197	-7	1	0.0	0.0
Wednesday, February 19, 2014	7:50	0:10	33	44	36	26	-18	3.2	183	-7	1	0.2	0.7
Wednesday, February 19, 2014	8:00	0:10	38	50	39	36	100	4.9	163	-7	1	0.2	1.1
Wednesday, February 19, 2014	8:10	0:10	37	44	39	35	250	6.1	155	-6	1	0.4	1.5
Wednesday, February 19, 2014	8:20	0:10	37	50	40	32	-11	3.3	149	-7	1	0.4	1.3
Wednesday, February 19, 2014	8:30	0:10	37	44	40	29	181	5.5	139	-6	1	0.7	1.7
Wednesday, February 19, 2014	8:40	0:10	33	51	35	29	494	7.0	135	-7	1	0.2	1.1
Wednesday, February 19, 2014	8:50	0:10	37	53	35	29	241	6.0	135	-6	1	0.7	1.7
Wednesday, February 19, 2014	9:00	0:10	34	57	36	30	238	5.7	140	-6	1	0.9	1.7
Wednesday, February 19, 2014	9:10	0:10	34	41	36	32	371	6.7	131	-6	1	0.9	1.7
Wednesday, February 19, 2014	9:20	0:10	43	71	39	34	269	6.0	136	-5	1	0.2	0.9
Wednesday, February 19, 2014	9:30	0:10	39	60	39	36	146	5.0	144	-5	1	0.7	1.5
Wednesday, February 19, 2014	9:40	0:10	36	45	38	34	212	5.7	142	-6	1	0.9	1.7
Wednesday, February 19, 2014	9:50	0:10	39	46	40	36	573	7.7	141	-6	1	1.1	1.9
Wednesday, February 19, 2014	10:00	0:10	38	42	39	36	529	7.3	137	-6	1	0.4	1.5
Wednesday, February 19, 2014	10:10	0:10	38	44	39	36	525	7.5	140	-6	1	0.0	0.7
Wednesday, February 19, 2014	10:20	0:10	38	47	39	37	376	6.6	144	-6	1	0.4	1.5
Wednesday, February 19, 2014	10:30	0:10	39	47	40	36	160	5.0	147	-6	1	0.6	1.7
Wednesday, February 19, 2014	10:40	0:10	38	44	39	37	106	4.5	148	-6	1	1.3	2.4
Wednesday, February 19, 2014	10:50	0:10	42	50	44	38	203	5.3	149	-6	1	1.1	2.0
Wednesday, February 19, 2014	11:00	0:10	42	46	43	39	385	6.5	152	-6	1	1.3	2.8
Wednesday, February 19, 2014	11:10	0:10	38	55	40	36	249	5.4	145	-6	1	1.1	2.6
Wednesday, February 19, 2014	11:20	0:10	39	55	40	37	249	5.5	147	-6	1	1.5	2.8
Wednesday, February 19, 2014	11:30	0:10	47	66	43	37	288	5.9	146	-6	1	1.7	3.2
Wednesday, February 19, 2014	11:40	0:10	47	69	43	38	531	7.1	136	-6	1	1.5	4.1
Wednesday, February 19, 2014	11:50	0:10	35	41	36	33	260	5.7	138	-6	1	0.6	1.7
Wednesday, February 19, 2014	12:00	0:10	36	46	38	35	168	5.2	142	-6	1	0.7	2.2
Wednesday, February 19, 2014	12:10												

Table B-2: Location B Winter Compliance Evaluation

Date	Time	Duration	Leq	Lmax	L(10)	L(90)	WT E2	WT E2	Onsite Met	Onsite Met	NWS Plymouth	Loc. 6	Loc. 6
	Start Time	(min)	(dBA)	(dBA)	(dBA)	(dBA)	Output (kW)	HH WS (m/s)	WD @ 75m (degrees)	Temp. (°C)	Precip. Obs.	Avg. WS @ 2m (m/s)	Gust WS @ 2m (m/s)
Wednesday, February 19, 2014	12:30	0:10	35	43	36	33	295	6.0	133	-6		1.7	3.5
Wednesday, February 19, 2014	12:40	0:10	36	54	38	33	275	5.9	134	-6		1.3	2.4
Wednesday, February 19, 2014	12:50	0:10	34	42	36	32	320	6.3	128	-6		1.3	2.6
Wednesday, February 19, 2014	13:00	0:10	41	70	41	33	507	7.3	124	-5		1.3	2.4
Wednesday, February 19, 2014	13:10	0:10	36	48	39	32	539	7.2	122	-6	1	0.7	2.0
Wednesday, February 19, 2014	13:20	0:10	50	67	49	34	469	7.0	124	-6	1	0.6	1.5
Wednesday, February 19, 2014	13:30	0:10	48	65	51	39	638	7.7	125	-6	1	1.3	2.0
Wednesday, February 19, 2014	13:40	0:10	45	55	48	37	1147	9.1	117	-6	1	1.3	2.2
Wednesday, February 19, 2014	13:50	0:10	51	64	55	38	1228	9.3	113	-6	1	0.9	1.7
Wednesday, February 19, 2014	14:00	0:10	45	57	48	42	0	9.5	116	-6	1	0.9	1.9
Wednesday, February 19, 2014	14:10	0:10	40	58	43	32	-20	8.5	116	-6	1	1.3	2.8
Wednesday, February 19, 2014	14:20	0:10	37	53	36	32	-20	9.2	116	-6	1	1.3	2.6
Wednesday, February 19, 2014	14:30	0:10	35	49	38	30	-20	9.4	107	-6	1	1.1	2.2
Wednesday, February 19, 2014	14:40	0:10	31	42	34	28	-20	8.3	113	-6	1	1.3	2.4
Wednesday, February 19, 2014	14:50	0:10	31	43	33	27	-20	7.8	109	-6	1	1.1	2.2
Wednesday, February 19, 2014	15:00	0:10	32	41	35	28	362	8.2	107	-6	1	1.3	2.4
Wednesday, February 19, 2014	15:10	0:10	35	41	36	33	814	8.1	110	-5	1	0.9	2.4
Wednesday, February 19, 2014	15:20	0:10	35	49	37	33	998	8.4	111	-6	1	1.1	1.9
Wednesday, February 19, 2014	15:30	0:10	34	42	35	32	853	8.0	108	-6	1	0.9	2.0
Wednesday, February 19, 2014	15:40	0:10	34	38	36	32	795	7.8	107	-6	1	1.1	2.0
Wednesday, February 19, 2014	15:50	0:10	33	38	35	32	586	7.1	109	-6	1	0.7	1.7
Wednesday, February 19, 2014	16:00	0:10	33	39	34	31	735	7.4	107	-6	1	0.9	2.6
Wednesday, February 19, 2014	16:10	0:10	33	41	34	31	664	7.2	106	-6	1	0.7	2.0
Wednesday, February 19, 2014	16:20	0:10	33	42	35	32	748	7.3	105	-6	1	0.4	1.5
Wednesday, February 19, 2014	16:30	0:10	38	49	41	34	722	7.2	99	-6	1	0.7	1.9
Wednesday, February 19, 2014	16:40	0:10	48	61	51	43	738	7.7	90	-6	1	0.2	0.9
Wednesday, February 19, 2014	16:50	0:10	45	62	50	35	491	6.7	103	-6	1	0.4	1.1
Wednesday, February 19, 2014	17:00	0:10	37	42	39	34	517	6.9	98	-6	1	0.6	1.3
Wednesday, February 19, 2014	17:10	0:10	39	51	41	34	322	5.7	102	-6	1	0.4	1.1
Wednesday, February 19, 2014	17:20	0:10	33	41	37	29	372	6.1	99	-6	1	0.4	0.9
Wednesday, February 19, 2014	17:30	0:10	30	38	32	28	345	5.9	95	-6		0.6	0.9
Wednesday, February 19, 2014	17:40	0:10	35	56	36	30	544	6.8	98	-5		0.4	0.9
Wednesday, February 19, 2014	17:50	0:10	31	37	33	29	575	6.8	98	-5		0.6	0.9
Wednesday, February 19, 2014	18:00	0:10	30	37	32	28	396	6.1	95	-5		0.2	0.7
Wednesday, February 19, 2014	18:10	0:10	27	36	29	25	245	5.7	90	-5		0.2	0.6
Wednesday, February 19, 2014	18:20	0:10	24	29	26	23	146	4.9	92	-5		0.0	0.0
Wednesday, February 19, 2014	18:30	0:10	23	30	24	22	155	4.8	90	-5		0.0	0.0
Wednesday, February 19, 2014	18:40	0:10	22	27	23	21	33	3.4	91	-5		0.0	0.0
Wednesday, February 19, 2014	18:50	0:10	24	30	26	22	-11	2.9	87	-5		0.0	0.0
Wednesday, February 19, 2014	19:00	0:10	27	34	28	25	-26	2.8	96	-5		0.0	0.0
Wednesday, February 19, 2014	19:10	0:10	24	31	26	21	-28	2.8	94	-5		0.0	0.0
Wednesday, February 19, 2014	19:20	0:10	21	29	23	20	-32	2.2	103	-5		0.0	0.0
Wednesday, February 19, 2014	19:30	0:10	21	30	22	19	-40	2.9	91	-5		0.0	0.0
Wednesday, February 19, 2014	19:40	0:10	20	28	22	18	-43	2.7	119	-5		0.0	0.0
Wednesday, February 19, 2014	19:50	0:10	31	65	19	16	-40	2.0	140	-5		0.0	0.0
Wednesday, February 19, 2014	20:00	0:10	17	39	17	15	-38	1.3	167	-4		0.0	0.0
Wednesday, February 19, 2014	20:10	0:10	16	28	16	15	-38	1.1	174	-5		0.0	0.0
Wednesday, February 19, 2014	20:20	0:10	18	34	17	15	-38	0.8	200	-4		0.0	0.0
Wednesday, February 19, 2014	20:30	0:10	18	31	21	15	-39	0.5	211	-4		0.0	0.0
Wednesday, February 19, 2014	20:40	0:10	16	25	17	15	-37	0.7	237	-4		0.0	0.0
Wednesday, February 19, 2014	20:50	0:10	19	32	22	15	-36	1.4	242	-4	1	0.0	0.0
Wednesday, February 19, 2014	21:00	0:10	16	29	16	14	-34	2.6	265	-4	1	0.0	0.0
Wednesday, February 19, 2014	21:10	0:10	19	30	21	16	-29	3.3	271	-4	1	0.0	0.0
Wednesday, February 19, 2014	21:20	0:10	22	42	24	20	17	3.4	288	-4	1	0.0	0.0
Wednesday, February 19, 2014	21:30	0:10	22	30	24	21	106	4.6	281	-4	1	0.0	0.0
Wednesday, February 19, 2014	21:40	0:10	34	52	36	22	203	5.6	279	-4	1	0.0	0.0
Wednesday, February 19, 2014	21:50	0:10	27	33	29	25	428	6.6	282	-4	1	0.0	0.0
Wednesday, February 19, 2014	22:00	0:10	30	44	31	28	891	8.1	283	-4	1	0.0	0.0
Wednesday, February 19, 2014	22:10	0:10	31	38	33	29	906	8.1	285	-4	1	0.0	0.6
Wednesday, February 19, 2014	22:20	0:10	33	44	34	31	1224	9.6	284	-3	1	0.0	0.0
Wednesday, February 19, 2014	22:30	0:10	34	42	36	32	1326	9.9	285	-3	1	0.0	0.0
Wednesday, February 19, 2014	22:40	0:10	33	42	35	31	1215	8.9	285	-3	1	0.0	0.0
Wednesday, February 19, 2014	22:50	0:10	33	42	35	31	928	7.9	286	-3		0.0	0.7
Wednesday, February 19, 2014	23:00	0:10	32	39	34	30	837	7.6	289	-3		0.6	1.5
Wednesday, February 19, 2014	23:10	0:10	33	39	35	31	702	7.1	287	-3		0.2	1.1
Wednesday, February 19, 2014	23:20	0:10	34	41	35	32	795	7.3	290	-3		0.2	0.9
Wednesday, February 19, 2014	23:30	0:10	34	43	35	32	1238	8.9	293	-3		0.2	2.4
Wednesday, February 19, 2014	23:40	0:10	33	40	35	32	1171	8.6	298	-3		0.4	1.5
Wednesday, February 19, 2014	23:50	0:10	34	42	36	31	1319	9.2	300	-3		0.4	2.2
Thursday, February 20, 2014	0:00	0:10	35	42	36	33	1790	11.0	301	-3		0.9	4.1
Thursday, February 20, 2014	0:10	0:10	34	43	36	33	1649	10.2	301	-3		1.1	3.0
Thursday, February 20, 2014	0:20	0:10	34	42	36	33	1947	12.8	299	-2		1.5	3.5
Thursday, February 20, 2014	0:30	0:10	35	45	36	34	1951	12.7	307	-2		2.0	4.4
Thursday, February 20, 2014	0:40	0:10	36	49	37	34	1917	12.2	302	-2		2.6	5.9
Thursday, February 20, 2014	0:50	0:10	37	52	38	34	1937	12.7	304	-2		2.4	4.8
Thursday, February 20, 2014	1:00	0:10	36	46	37	35	1981	13.9	303	-2		2.4	5.7
Thursday, February 20, 2014	1:10	0:10	37	44	38	36	1998	15.0	301	-2		2.6	6.3
Thursday, February 20, 2014	1:20	0:10	40	55	41	37	1997	16.0	302	-2		2.0	4.4
Thursday, February 20, 2014	1:30	0:10	39	50	40	37	1999	15.9	300	-2		2.4	5.4
Thursday, February 20, 2014	1:40	0:10	39	50	40	38	2000	16.2	301	-2		2.4	6.3
Thursday, February 20, 2014	1:50	0:10	39	47	40	38	1237	14.8	300	-2		2.6	6.1
Thursday, February 20, 2014	2:00	0:10	39	47	40	37	-35	14.6	301	-2		2.6	5.4
Thursday, February 20, 2014	2:10	0:10	40	47	41	38	-34	15.6	300	-2		2.0	5.7
Thursday, February 20, 2014	2:20	0:10	41	48	42	40	-33	16.5	299	-2		1.9	4.4
Thursday, February 20, 2014	2:30	0:10	40	46	41	38	-25	15.8	301	-2		1.1	2.8
Thursday, February 20, 2014	2:40	0:10	37	47	38	35	-24	16.2	302	-2		0.7	2.4
Thursday, February 20, 2014	2:50	0:10	34	44	35	33	-22	15.7	303	-2		0.6	2.0
Thursday, February 20, 2014	3:00	0:10	35	43	36	33	1736	16.1	302	-2		0.6	1.9
Thursday, February 20, 2014	3:10	0:10	34	42	35	33	2000	14.5	302	-2		0.4	1.7
Thursday, February 20, 2014	3:20	0:10	33	44	35	32	1999	14.5	305	-3		0.4	1.5
Thursday, February 20, 2014	3:30	0:10	33	38	34	32	2000	14.4	303	-3		0.2	0.9
Thursday, February 20, 2014	3:40	0:10	33	37	34	32	2000	13.9	304	-3		0.2	0.9
Thursday, February 20, 2014	3:50	0:10	34	40	36	32	2000	14.5	302	-3		0.4	1.7
Thursday, February 20, 2014	4:00	0:10	34	38	36	33	1999	14.1	292	-3		0.4	1.5
Thursday, February 20, 2014	4:10	0:10	34	40	35	33	1977	13.3	295	-3		0.6	1.9
Thursday, February 20, 2014	4:20	0:10	34	38	35	32	1996	13.1	291	-3		0.7	3.0
Thursday, February 20, 2014	4:30	0:10	34	38	35	32	1986	12.7	289	-3		0.2	1.3
Thursday, February 20, 2014	4:40	0:10	34	40	35	33	1996	13.6	289	-3		0.2	0.9
Thursday, February 20, 2014	4:50	0:10	34	42	36	33	1994	13.3	289	-3		0.4	1.5
Thursday, February 20, 2014	5:00	0:10	35	39	36	33	1997	14.0	291	-3		0.4	2.2
Thursday, February 20, 2014	5:10	0:10	34	38									

Table B-2: Location B Winter Compliance Evaluation

Date	Time	Duration	Leq	Lmax	L(10)	L(90)	WT E2	WT E2	Onsite Met	Onsite Met	NWS Plymouth	Loc. 6	Loc. 6
	Start Time	(min)	(dBA)	(dBA)	(dBA)	(dBA)	Output (kW)	HH WS (m/s)	WD @ 75m (degrees)	Temp. (°C)	Precip. Obs.	Avg. WS @ 2m (m/s)	Gust WS @ 2m (m/s)
Thursday, February 20, 2014	5:30	0:10	35	41	36	34	1997	16.8	297	-3		1.3	3.0
Thursday, February 20, 2014	5:40	0:10	35	42	36	34	1998	16.8	297	-3		0.9	2.2
Thursday, February 20, 2014	5:50	0:10	35	40	36	34	1998	16.9	299	-3		1.5	3.7
Thursday, February 20, 2014	6:00	0:10	35	42	36	34	1998	16.8	300	-3		1.7	4.8
Thursday, February 20, 2014	6:10	0:10	36	41	37	34	1999	16.0	300	-3		1.7	4.3
Thursday, February 20, 2014	6:20	0:10	36	41	37	35	1999	16.7	303	-3		1.1	3.0
Thursday, February 20, 2014	6:30	0:10	38	48	41	36	1999	16.3	303	-3		1.5	5.0
Thursday, February 20, 2014	6:40	0:10	38	55	39	36	1999	16.2	304	-3		1.1	2.6
Thursday, February 20, 2014	6:50	0:10	38	50	40	36	1999	15.8	302	-3		1.3	3.7
Thursday, February 20, 2014	7:00	0:10	39	54	40	35	1998	15.7	301	-3		0.7	2.0
Thursday, February 20, 2014	7:10	0:10	38	54	41	35	1999	14.1	299	-3		0.7	2.0
Thursday, February 20, 2014	7:20	0:10	40	58	43	34	1998	13.2	303	-3		0.7	2.0
Thursday, February 20, 2014	7:30	0:10	38	51	40	34	1998	12.5	303	-3		0.9	3.5
Thursday, February 20, 2014	7:40	0:10	39	57	40	34	1999	13.3	303	-3		1.7	5.0
Thursday, February 20, 2014	7:50	0:10	42	60	43	35	1998	14.7	304	-3		1.7	4.6
Thursday, February 20, 2014	8:00	0:10	43	59	45	37	1997	15.1	309	-3		1.1	2.8
Thursday, February 20, 2014	8:10	0:10	40	50	41	38	1998	16.1	305	-3		1.1	4.3
Thursday, February 20, 2014	8:20	0:10	39	51	40	37	1998	16.5	306	-3		1.7	4.8
Thursday, February 20, 2014	8:30	0:10	45	60	48	39	1998	16.0	303	-2		1.9	4.1
Thursday, February 20, 2014	8:40	0:10	44	58	46	40	1999	15.4	302	-2		1.9	5.9
Thursday, February 20, 2014	8:50	0:10	43	62	45	39	1997	16.0	301	-2		2.0	4.8
Thursday, February 20, 2014	9:00	0:10	44	58	47	39	2000	16.6	299	-2		1.9	4.3
Thursday, February 20, 2014	9:10	0:10	44	54	46	42	1999	15.4	303	-2		2.0	6.3
Thursday, February 20, 2014	9:20	0:10	45	59	47	39	2000	16.4	302	-1		1.7	5.7
Thursday, February 20, 2014	9:30	0:10	46	57	48	42	2000	16.5	301	-1		1.5	3.9
Thursday, February 20, 2014	9:40	0:10	52	67	56	45	1987	13.5	294	-1		2.0	4.4
Thursday, February 20, 2014	9:50	0:10	54	68	59	40	1934	12.8	293	-1		2.2	5.7
Thursday, February 20, 2014	10:00	0:10	56	69	59	42	1757	11.6	292	0		2.2	5.4
Thursday, February 20, 2014	10:10	0:10	49	62	52	43	1953	12.6	287	0		2.4	5.7
Thursday, February 20, 2014	10:20	0:10	43	50	46	38	1881	12.1	288	0		1.9	3.7
Thursday, February 20, 2014	10:30	0:10	43	52	45	39	1728	11.0	290	0		2.2	5.6
Thursday, February 20, 2014	10:40	0:10	41	56	44	37	1608	10.8	288	1		2.0	4.6
Thursday, February 20, 2014	10:50	0:10	40	52	44	37	1613	11.0	289	1		1.9	3.9
Thursday, February 20, 2014	11:00	0:10	43	49	45	39	1576	10.5	289	1		1.9	4.3
Thursday, February 20, 2014	11:10	0:10	42	52	45	38	1865	11.3	284	1		2.2	4.1
Thursday, February 20, 2014	11:20	0:10	41	59	43	37	1772	11.1	286	2		1.9	4.1
Thursday, February 20, 2014	11:30	0:10	43	58	47	36	1722	10.8	286	2		2.0	5.6
Thursday, February 20, 2014	11:40	0:10	45	70	46	38	1657	11.0	280	3		2.0	5.7

Table B-3: Location 1 Winter Compliance Evaluation

Date	Time	Duration	Leq	Lmax	L(10)	L(90)	WT N6	WT N6	Onsite Met	Onsite Met	NWS Plymouth	Loc. 6	Loc. 6
	Start Time	(min)	(dBA)	(dBA)	(dBA)	(dBA)	Output (kW)	HH WS (m/s)	WD @ 75m (degrees)	Temp. (°C)	Precip. Obs.	Avg. WS @ 2m (m/s)	Gust WS @ 2m (m/s)
Thursday, January 23, 2014	16:40	0:10	29	46	32	26	267	5.5	321	-17			
Thursday, January 23, 2014	16:50	0:10	28	41	31	26	262	5.8	323	-17			
Thursday, January 23, 2014	17:00	0:10	29	37	32	25	259	5.6	317	-17			
Thursday, January 23, 2014	17:10	0:10	29	39	30	25	229	5.5	310	-18			
Thursday, January 23, 2014	17:20	0:10	30	46	33	26	310	6.0	312	-18			
Thursday, January 23, 2014	17:30	0:10	28	36	30	25	282	5.8	316	-17			
Thursday, January 23, 2014	17:40	0:10	30	40	32	26	435	6.6	313	-17		0.7	2.2
Thursday, January 23, 2014	17:50	0:10	29	40	31	25	285	5.7	311	-18		1.1	2.4
Thursday, January 23, 2014	18:00	0:10	29	41	30	25	240	5.4	314	-17		1.1	3.2
Thursday, January 23, 2014	18:10	0:10	29	48	31	25	94	4.3	315	-17		1.1	3.9
Thursday, January 23, 2014	18:20	0:10	27	35	30	24	149	4.8	317	-17		0.9	2.8
Thursday, January 23, 2014	18:30	0:10	28	36	31	25	141	4.8	316	-18		0.9	2.8
Thursday, January 23, 2014	18:40	0:10	27	36	30	25	281	5.7	317	-18		0.7	2.2
Thursday, January 23, 2014	18:50	0:10	29	42	31	25	240	5.4	316	-18		0.7	2.0
Thursday, January 23, 2014	19:00	0:10	27	45	30	24	105	4.5	311	-18		0.6	1.9
Thursday, January 23, 2014	19:10	0:10	28	43	32	24	111	4.6	317	-18		0.4	1.9
Thursday, January 23, 2014	19:20	0:10	26	33	29	24	130	4.8	312	-18		0.2	1.3
Thursday, January 23, 2014	19:30	0:10	28	42	31	24	96	4.3	308	-18		0.2	0.9
Thursday, January 23, 2014	19:40	0:10	34	50	38	26	251	5.8	305	-18		0.4	1.1
Thursday, January 23, 2014	19:50	0:10	29	37	32	26	463	6.5	308	-18		0.4	0.9
Thursday, January 23, 2014	20:00	0:10	29	36	30	26	492	6.7	310	-18		0.7	2.2
Thursday, January 23, 2014	20:10	0:10	31	47	34	27	537	6.9	309	-18		0.7	2.0
Thursday, January 23, 2014	20:20	0:10	29	36	31	26	392	6.5	311	-18		0.9	2.0
Thursday, January 23, 2014	20:30	0:10	34	52	38	27	303	5.8	312	-18		0.9	2.2
Thursday, January 23, 2014	20:40	0:10	33	49	37	29	458	6.5	310	-18		0.9	3.3
Thursday, January 23, 2014	20:50	0:10	32	45	34	30	629	7.4	312	-18		0.9	2.0
Thursday, January 23, 2014	21:00	0:10	32	44	34	28	664	7.5	315	-18		1.1	3.0
Thursday, January 23, 2014	21:10	0:10	30	38	32	28	566	7.1	314	-19		1.1	3.0
Thursday, January 23, 2014	21:20	0:10	31	37	33	28	524	6.9	316	-19		0.9	2.8
Thursday, January 23, 2014	21:30	0:10	31	38	32	28	663	7.6	317	-19		1.1	2.4
Thursday, January 23, 2014	21:40	0:10	31	47	34	28	568	7.0	319	-19		1.1	2.8
Thursday, January 23, 2014	21:50	0:10	30	38	32	28	542	6.9	316	-19		0.9	2.6
Thursday, January 23, 2014	22:00	0:10	29	35	31	27	395	6.4	315	-19		0.9	2.2
Thursday, January 23, 2014	22:10	0:10	30	37	32	27	405	6.4	309	-19		0.7	2.2
Thursday, January 23, 2014	22:20	0:10	28	36	30	26	334	6.0	305	-20		0.7	1.7
Thursday, January 23, 2014	22:30	0:10	34	53	34	26	299	5.7	304	-20		0.6	3.0
Thursday, January 23, 2014	22:40	0:10	27	34	29	25	313	5.9	304	-20		0.7	2.4
Thursday, January 23, 2014	22:50	0:10	29	42	31	26	346	6.0	305	-20		0.6	2.0
Thursday, January 23, 2014	23:00	0:10	29	36	30	26	339	6.0	306	-20		0.6	2.0
Thursday, January 23, 2014	23:10	0:10	28	35	30	26	325	5.9	307	-20		0.4	1.7
Thursday, January 23, 2014	23:20	0:10	27	33	29	26	341	6.1	307	-20		0.7	2.4
Thursday, January 23, 2014	23:30	0:10	29	41	30	26	356	6.2	307	-20		0.6	2.2
Thursday, January 23, 2014	23:40	0:10	29	40	32	26	240	5.4	306	-21		0.6	2.4
Thursday, January 23, 2014	23:50	0:10	30	44	33	26	360	6.1	306	-21		0.6	3.0
Friday, January 24, 2014	0:00	0:10	30	36	33	27	304	5.9	306	-21		0.4	2.6
Friday, January 24, 2014	0:10	0:10	31	44	34	27	394	6.3	305	-21		0.9	2.8
Friday, January 24, 2014	0:20	0:10	31	43	33	28	458	6.5	303	-21		0.9	3.0
Friday, January 24, 2014	0:30	0:10	31	44	33	29	560	6.8	307	-21		1.1	3.2
Friday, January 24, 2014	0:40	0:10	32	44	35	29	435	6.3	306	-21		0.9	3.0
Friday, January 24, 2014	0:50	0:10	32	44	35	29	588	7.0	306	-21		0.9	2.8
Friday, January 24, 2014	1:00	0:10	32	44	36	28	382	6.0	306	-21		1.1	2.6
Friday, January 24, 2014	1:10	0:10	33	45	36	29	480	6.7	309	-22		1.1	3.2
Friday, January 24, 2014	1:20	0:10	32	45	34	29	521	6.8	311	-22		0.9	2.6
Friday, January 24, 2014	1:30	0:10	32	38	34	29	411	6.2	313	-22		0.9	3.0
Friday, January 24, 2014	1:40	0:10	33	44	35	30	692	7.4	319	-22		0.7	2.0
Friday, January 24, 2014	1:50	0:10	34	42	36	30	673	7.2	317	-22		0.7	2.2
Friday, January 24, 2014	2:00	0:10	33	43	35	30	579	6.9	317	-22		0.7	1.9
Friday, January 24, 2014	2:10	0:10	34	51	37	31	591	7.0	318	-22		0.9	3.5
Friday, January 24, 2014	2:20	0:10	36	52	38	30	902	8.1	318	-22		0.9	2.6
Friday, January 24, 2014	2:30	0:10	34	44	37	30	676	7.1	318	-22		0.9	3.5
Friday, January 24, 2014	2:40	0:10	37	53	39	30	664	7.2	316	-23		0.9	2.4
Friday, January 24, 2014	2:50	0:10	33	45	35	30	736	7.6	314	-23		0.7	3.9
Friday, January 24, 2014	3:00	0:10	35	47	37	30	669	7.3	315	-23		0.7	2.2
Friday, January 24, 2014	3:10	0:10	33	43	36	30	576	6.7	315	-23		0.7	2.2
Friday, January 24, 2014	3:20	0:10	33	48	35	30	738	7.5	314	-23		0.9	2.8
Friday, January 24, 2014	3:30	0:10	33	46	36	30	747	7.6	313	-23		0.9	3.2
Friday, January 24, 2014	3:40	0:10	32	42	35	29	719	7.3	311	-23		0.6	1.9
Friday, January 24, 2014	3:50	0:10	33	41	35	30	595	6.8	311	-23		0.6	1.7
Friday, January 24, 2014	4:00	0:10	36	49	39	31	757	7.3	311	-23		0.7	3.0
Friday, January 24, 2014	4:10	0:10	37	48	40	32	631	7.0	316	-23		0.9	2.4
Friday, January 24, 2014	4:20	0:10	34	47	35	30	663	7.1	312	-23		0.7	2.2
Friday, January 24, 2014	4:30	0:10	32	44	34	28	398	6.2	310	-23		0.7	1.9
Friday, January 24, 2014	4:40	0:10	32	48	35	28	460	6.5	310	-23		0.9	3.2
Friday, January 24, 2014	4:50	0:10	31	41	33	28	446	6.4	311	-24		0.9	2.8
Friday, January 24, 2014	5:00	0:10	31	42	32	28	377	6.1	309	-24		0.9	2.8
Friday, January 24, 2014	5:10	0:10	31	46	33	27	416	6.2	310	-24		0.6	2.0
Friday, January 24, 2014	5:20	0:10	29	36	31	26	403	6.3	313	-24		0.4	1.7
Friday, January 24, 2014	5:30	0:10	30	37	31	27	364	5.8	311	-24		0.4	2.2
Friday, January 24, 2014	5:40	0:10	31	44	33	28	451	6.6	313	-24		0.4	2.0
Friday, January 24, 2014	5:50	0:10	32	42	33	30	589	6.9	311	-24		0.4	1.3
Friday, January 24, 2014	6:00	0:10	33	49	36	29	606	6.9	311	-24		0.6	1.9
Friday, January 24, 2014	6:10	0:10	34	46	36	31	625	7.1	312	-24		0.9	3.2
Friday, January 24, 2014	6:20	0:10	35	44	38	31	793	7.6	313	-24		0.9	2.6
Friday, January 24, 2014	6:30	0:10	35	49	40	30	756	7.4	317	-24		0.6	2.0
Friday, January 24, 2014	6:40	0:10	34	45	36	30	652	7.1	317	-24		0.7	2.0
Friday, January 24, 2014	6:50	0:10	32	44	33	29	458	6.4	316	-24		1.1	3.2
Friday, January 24, 2014	7:00	0:10	34	47	37	31	735	7.4	313	-24		0.7	3.2
Friday, January 24, 2014	7:10	0:10	37	50	40	33	862	7.8	314	-24		1.1	2.8
Friday, January 24, 2014	7:20	0:10	39	51	42	34	1127	8.7	314	-23		1.3	3.3
Friday, January 24, 2014	7:30	0:10	41	50	44	37	1508	9.5	315	-23		1.9	4.8
Friday, January 24, 2014	7:40	0:10	38	48	40	33	1308	8.9	320	-23		1.9	4.1
Friday, January 24, 2014	7:50	0:10	33	42	35	31	958	8.0	316	-23		1.7	4.6
Friday, January 24, 2014	8:00	0:10	32	40	34	30	869	7.8	316	-23		0.9	2.6
Friday, January 24, 2014	8:10	0:10	32	50	35	29	425	6.1	313	-23		0.9	2.6
Friday, January 24, 2014	8:20	0:10	34	47	37	30	429	6.5	311	-23		1.1	3.3
Friday, January 24, 2014	8:30	0:10	36	51	39	29	421	6.1	308	-23		1.3	2.8
Friday, January 24, 2014	8:40	0:10	37	54	39	31	588	7.0	312	-23		1.1	3.5
Friday, January 24, 2014	8:50	0:10	55	82	57	31	646	7.4	318	-22		1.5	4.3
Friday, January 24, 2014	9:00	0:10	37	49	42	31	339	5.8	322	-22		1.1	3.7
Friday, January 24, 2014	9:10	0:10	44	53	47	36	807	7.8	317	-22		1.7	4.3
Friday, January 24, 2014	9:20	0:10	41	52	45	36	861	7.9	315	-22		1.5	4.8
Friday, January													

Table B-3: Location 1 Winter Compliance Evaluation

Date	Time	Duration	Leq	Lmax	L(10)	L(90)	WT N6	WT N6	Onsite Met	Onsite Met	NWS Plymouth	Loc. 6	Loc. 6
	Start Time	(min)	(dBA)	(dBA)	(dBA)	(dBA)	Output (kW)	HH WS (m/s)	WD @ 75m (degrees)	Temp. (°C)	Precip. Obs.	Avg. WS @ 2m (m/s)	Gust WS @ 2m (m/s)
Friday, January 24, 2014	9:40	0:10	35	47	38	32	505	6.8	323	-21		1.3	3.5
Friday, January 24, 2014	9:50	0:10	39	50	42	33	1187	8.9	321	-21		1.3	3.3
Friday, January 24, 2014	10:00	0:10	39	52	42	35	1135	8.6	313	-20		1.3	4.3
Friday, January 24, 2014	10:10	0:10	39	50	42	35	976	8.1	316	-20		1.5	5.2
Friday, January 24, 2014	10:20	0:10	38	51	42	34	1329	9.2	317	-20		1.7	4.6
Friday, January 24, 2014	10:30	0:10	39	50	43	34	1181	8.9	311	-20		1.7	4.3
Friday, January 24, 2014	10:40	0:10	38	49	40	34	1239	9.1	312	-19		2.2	5.4
Friday, January 24, 2014	10:50	0:10	42	53	45	37	1202	8.8	312	-19		2.8	8.2
Friday, January 24, 2014	11:00	0:10	41	53	44	36	1096	8.5	314	-19		2.2	5.4
Friday, January 24, 2014	11:10	0:10	39	47	41	34	1290	8.9	321	-19		1.7	4.3
Friday, January 24, 2014	11:20	0:10	38	50	41	32	778	7.4	321	-18		1.5	3.7
Friday, January 24, 2014	11:30	0:10	37	46	40	33	624	7.1	312	-18		1.5	4.1
Friday, January 24, 2014	11:40	0:10	35	45	38	31	725	7.3	310	-18		1.9	6.3
Friday, January 24, 2014	11:50	0:10	34	49	37	31	883	8.1	307	-18		1.1	2.8
Friday, January 24, 2014	12:00	0:10	35	44	38	29	631	7.1	306	-18		1.3	3.5
Friday, January 24, 2014	12:10	0:10	30	44	32	28	512	6.6	310	-17		0.9	2.8
Friday, January 24, 2014	12:20	0:10	31	42	33	27	167	4.7	300	-17		1.3	3.0
Friday, January 24, 2014	12:30	0:10	34	45	37	29	333	6.0	304	-16		1.3	3.5
Friday, January 24, 2014	12:40	0:10	36	51	38	30	712	7.6	303	-16		1.1	3.0
Friday, January 24, 2014	12:50	0:10	38	50	42	33	312	5.9	302	-16		1.9	4.1
Friday, January 24, 2014	13:00	0:10	36	50	40	31	334	6.0	303	-16		1.7	4.6
Friday, January 24, 2014	13:10	0:10	35	48	38	31	411	6.0	310	-16		1.9	3.9
Friday, January 24, 2014	13:20	0:10	36	49	40	30	291	5.8	304	-16		1.5	3.2
Friday, January 24, 2014	13:30	0:10	34	43	37	30	509	6.7	291	-15		1.9	5.0
Friday, January 24, 2014	13:40	0:10	32	44	35	28	554	6.8	291	-15		1.7	4.1
Friday, January 24, 2014	13:50	0:10	41	59	42	29	309	5.9	282	-15		2.0	5.0
Friday, January 24, 2014	14:00	0:10	32	47	34	29	191	5.2	270	-15		1.7	4.3
Friday, January 24, 2014	14:10	0:10	34	47	37	30	78	4.1	282	-15		1.1	2.8
Friday, January 24, 2014	14:20	0:10	33	42	36	28	75	4.2	289	-15		0.9	2.8
Friday, January 24, 2014	14:30	0:10	31	41	34	27	148	4.8	290	-15		0.9	2.0
Friday, January 24, 2014	14:40	0:10	30	43	34	27	241	5.5	292	-15		1.3	2.8
Friday, January 24, 2014	14:50	0:10	31	44	33	28	488	6.8	280	-15		1.5	5.0
Friday, January 24, 2014	15:00	0:10	30	41	33	27	224	5.2	273	-15		1.3	4.3
Friday, January 24, 2014	15:10	0:10	33	54	34	26	207	5.5	269	-15		0.9	3.0
Friday, January 24, 2014	15:20	0:10	28	41	31	26	262	5.6	276	-15		1.3	3.0
Friday, January 24, 2014	15:30	0:10	30	39	33	27	207	5.5	267	-15		1.3	2.8
Friday, January 24, 2014	15:40	0:10	29	37	31	26	195	5.2	279	-15		1.1	2.8
Friday, January 24, 2014	15:50	0:10	29	37	31	26	230	5.5	274	-15		1.1	2.4
Friday, January 24, 2014	16:00	0:10	30	40	32	26	90	4.6	254	-16		0.9	3.7
Friday, January 24, 2014	16:10	0:10	29	42	33	23	152	5.0	241	-16		0.7	2.2
Friday, January 24, 2014	16:20	0:10	27	43	31	21	414	6.7	243	-16		0.9	2.8
Friday, January 24, 2014	16:30	0:10	39	59	43	20	199	5.3	247	-16		0.4	1.7
Friday, January 24, 2014	16:40	0:10	26	40	29	19	91	4.7	238	-16		0.2	0.9
Friday, January 24, 2014	16:50	0:10	24	36	27	18	52	4.2	235	-17		0.2	0.9
Friday, January 24, 2014	17:00	0:10	21	30	23	19	49	4.3	222	-17		0.2	0.9
Friday, January 24, 2014	17:10	0:10	25	34	30	19	111	4.8	229	-17		0.4	1.3
Friday, January 24, 2014	17:20	0:10	24	40	27	19	95	4.6	223	-17		0.4	1.3
Friday, January 24, 2014	17:30	0:10	22	34	24	19	89	4.6	217	-17		0.4	1.3
Friday, January 24, 2014	17:40	0:10	26	37	30	19	131	4.8	213	-17		0.2	1.1
Friday, January 24, 2014	17:50	0:10	26	41	29	20	76	4.4	213	-17		0.2	1.1
Friday, January 24, 2014	18:00	0:10	26	41	30	20	130	4.9	207	-17		0.0	0.0
Friday, January 24, 2014	18:10	0:10	24	35	27	20	137	5.0	205	-17		0.2	1.1
Friday, January 24, 2014	18:20	0:10	25	38	28	21	84	4.4	208	-17		0.4	1.5
Friday, January 24, 2014	18:30	0:10	28	39	32	22	321	5.9	210	-17		0.7	2.6
Friday, January 24, 2014	18:40	0:10	27	44	29	21	266	5.7	209	-17		0.7	3.2
Friday, January 24, 2014	18:50	0:10	28	43	32	21	122	4.9	212	-17		0.4	1.9
Friday, January 24, 2014	19:00	0:10	23	33	25	21	196	5.3	217	-17		0.2	1.3
Friday, January 24, 2014	19:10	0:10	27	39	32	21	199	5.1	207	-17		0.6	1.7
Friday, January 24, 2014	19:20	0:10	26	38	30	21	193	5.2	211	-17		0.9	1.9
Friday, January 24, 2014	19:30	0:10	24	39	25	21	221	5.3	210	-17		0.7	3.2
Friday, January 24, 2014	19:40	0:10	28	44	27	20	133	4.8	200	-17		0.6	1.7
Friday, January 24, 2014	19:50	0:10	22	28	23	21	86	4.4	182	-17		0.4	1.1
Friday, January 24, 2014	20:00	0:10	21	38	22	20	14	3.6	191	-17		0.2	0.9
Friday, January 24, 2014	20:10	0:10	24	35	26	21	-6	3.4	189	-17		0.6	1.1
Friday, January 24, 2014	20:20	0:10	23	35	25	20	-10	3.5	191	-17		0.4	0.9
Friday, January 24, 2014	20:30	0:10	24	42	24	20	-41	2.7	183	-17		0.0	0.7
Friday, January 24, 2014	20:40	0:10	25	36	28	20	-39	2.5	173	-17		0.0	0.4
Friday, January 24, 2014	20:50	0:10	21	31	22	19	-38	2.2	175	-17		0.2	0.7
Friday, January 24, 2014	21:00	0:10	20	33	21	19	-39	2.7	177	-17		0.4	1.5
Friday, January 24, 2014	21:10	0:10	24	36	26	19	-40	2.2	181	-17		0.2	1.1
Friday, January 24, 2014	21:20	0:10	22	34	24	19	-39	2.8	179	-17		0.2	0.7
Friday, January 24, 2014	21:30	0:10	26	38	29	19	-34	2.4	177	-17		0.2	0.7
Friday, January 24, 2014	21:40	0:10	22	35	23	20	-35	3.9	180	-17		0.2	1.1
Friday, January 24, 2014	21:50	0:10	24	38	24	20	-35	4.2	174	-17		0.0	0.7
Friday, January 24, 2014	22:00	0:10	22	30	24	20	-36	3.9	170	-17		0.4	1.1
Friday, January 24, 2014	22:10	0:10	23	30	25	21	-35	4.2	164	-17		0.2	1.1
Friday, January 24, 2014	22:20	0:10	24	30	25	22	-34	5.3	161	-17		0.0	0.6
Friday, January 24, 2014	22:30	0:10	24	33	25	22	-35	4.9	161	-17		0.0	0.6
Friday, January 24, 2014	22:40	0:10	22	31	24	21	-36	4.5	164	-17		0.0	0.4
Friday, January 24, 2014	22:50	0:10	22	30	23	20	-31	4.5	169	-17		0.2	0.7
Friday, January 24, 2014	23:00	0:10	21	27	22	20	-20	4.5	170	-17		0.0	0.6
Friday, January 24, 2014	23:10	0:10	25	39	26	21	-20	4.8	168	-17		0.2	0.9
Friday, January 24, 2014	23:20	0:10	25	32	27	23	-20	5.1	165	-17		0.2	0.7
Friday, January 24, 2014	23:30	0:10	26	31	27	24	-17	5.9	164	-17		0.0	0.7
Friday, January 24, 2014	23:40	0:10	24	32	26	21	-16	4.2	165	-17		0.0	0.0
Friday, January 24, 2014	23:50	0:10	25	40	29	19	-16	4.1	167	-17		0.2	1.3
Saturday, January 25, 2014	0:00	0:10	25	35	28	21	-16	4.6	168	-17		0.2	0.9
Saturday, January 25, 2014	0:10	0:10	26	34	28	23	-17	4.6	168	-17		0.0	0.6
Saturday, January 25, 2014	0:20	0:10	25	38	26	23	104	4.7	172	-17		0.2	1.1
Saturday, January 25, 2014	0:30	0:10	24	30	26	23	164	5.1	171	-17		0.2	0.7
Saturday, January 25, 2014	0:40	0:10	25	38	26	21	151	4.9	172	-17		0.2	0.7
Saturday, January 25, 2014	0:50	0:10	23	32	24	20	120	4.7	174	-17		0.2	0.7
Saturday, January 25, 2014	1:00	0:10	24	39	23	20	114	4.5	175	-17		0.0	0.6
Saturday, January 25, 2014	1:10	0:10	22	35	23	20	158	4.9	174	-17		0.2	0.7
Saturday, January 25, 2014	1:20	0:10	24	35	26	22	171	5.0	175	-17		0.4	1.1
Saturday, January 25, 2014	1:30	0:10	24	39	25	22	124	4.8	176	-17		0.2	0.9
Saturday, January 25, 2014	1:40	0:10	22	29	24	21	43	4.0	183	-16		0.2	0.9
Saturday, January 25, 2014	1:50	0:10	22	32	23	20	-18	3.7	182	-16		0.0	0.7
Saturday, January 25, 2014	2:00	0:10	20	27	21	19	-13	3.5	178	-16		0.0	0.7
Saturday, January 25, 2014	2:10	0:10	20	32	20	18	-37	4.2	176	-16		0.0	0.6
Saturday, January 25, 2014	2:20	0:10	20	29	21	18	-35						

Table B-3: Location 1 Winter Compliance Evaluation

Date	Time	Duration	Leq	Lmax	L(10)	L(90)	WT N6	WT N6	Onsite Met	Onsite Met	NWS Plymouth	Loc. 6	Loc. 6
	Start Time	(min)	(dBA)	(dBA)	(dBA)	(dBA)	Output (kW)	HH WS (m/s)	WD @ 75m (degrees)	Temp. (°C)	Precip. Obs.	Avg. WS @ 2m (m/s)	Gust WS @ 2m (m/s)
Saturday, January 25, 2014	2:40	0:10	19	34	20	18	-36	4.1	161	-16		0.0	0.7
Saturday, January 25, 2014	2:50	0:10	20	34	21	18	-35	4.1	163	-16		0.0	0.7
Saturday, January 25, 2014	3:00	0:10	19	31	20	18	-21	3.9	173	-16		0.0	0.2
Saturday, January 25, 2014	3:10	0:10	20	24	21	19	111	4.6	179	-16		0.0	0.0
Saturday, January 25, 2014	3:20	0:10	20	24	21	19	181	5.2	176	-16		0.0	0.0
Saturday, January 25, 2014	3:30	0:10	20	28	22	19	103	4.5	182	-16		0.0	0.0
Saturday, January 25, 2014	3:40	0:10	20	25	21	19	88	4.4	180	-16		0.2	0.9
Saturday, January 25, 2014	3:50	0:10	21	27	23	20	4	3.7	185	-15		0.2	1.3
Saturday, January 25, 2014	4:00	0:10	22	29	23	20	-37	3.8	185	-15		0.4	1.3
Saturday, January 25, 2014	4:10	0:10	25	37	26	22	-37	3.5	184	-15		0.2	1.3
Saturday, January 25, 2014	4:20	0:10	25	31	26	23	-19	3.7	181	-16		0.7	2.2
Saturday, January 25, 2014	4:30	0:10	24	36	25	22	16	3.6	179	-15		0.7	1.9
Saturday, January 25, 2014	4:40	0:10	24	33	25	22	137	4.8	179	-15		0.4	1.5
Saturday, January 25, 2014	4:50	0:10	24	29	25	22	97	4.5	183	-15		0.6	1.7
Saturday, January 25, 2014	5:00	0:10	25	31	26	23	89	4.5	183	-15		0.6	1.7
Saturday, January 25, 2014	5:10	0:10	26	45	28	24	-21	5.1	181	-15		0.4	1.5
Saturday, January 25, 2014	5:20	0:10	29	44	31	25	-36	6.6	182	-15		0.4	1.7
Saturday, January 25, 2014	5:30	0:10	32	45	34	27	-35	6.1	174	-15		0.2	0.7
Saturday, January 25, 2014	5:40	0:10	28	43	30	25	-38	5.2	166	-15		0.6	2.8
Saturday, January 25, 2014	5:50	0:10	28	36	30	26	209	5.6	169	-15		0.7	2.6
Saturday, January 25, 2014	6:00	0:10	29	39	31	26	76	4.4	171	-15		0.7	2.0
Saturday, January 25, 2014	6:10	0:10	27	32	29	26	112	4.6	172	-15		0.9	2.2
Saturday, January 25, 2014	6:20	0:10	30	36	32	28	-26	5.8	171	-15		1.3	2.8
Saturday, January 25, 2014	6:30	0:10	32	41	35	29	-38	6.2	165	-15		1.3	3.0
Saturday, January 25, 2014	6:40	0:10	31	39	33	28	-36	4.6	163	-16		0.7	2.4
Saturday, January 25, 2014	6:50	0:10	28	35	30	26	32	3.9	164	-16		1.1	3.3
Saturday, January 25, 2014	7:00	0:10	28	37	31	25	40	4.2	169	-16		1.5	4.3
Saturday, January 25, 2014	7:10	0:10	27	37	29	25	-39	5.0	168	-16		1.1	2.8
Saturday, January 25, 2014	7:20	0:10	31	46	33	27	-38	5.6	167	-16		0.2	2.2
Saturday, January 25, 2014	7:30	0:10	31	48	34	28	-36	7.3	167	-15		0.4	0.9
Saturday, January 25, 2014	7:40	0:10	32	44	35	29	-36	6.9	166	-15		0.4	1.1
Saturday, January 25, 2014	7:50	0:10	32	42	34	29	-36	6.3	165	-15		0.6	2.8
Saturday, January 25, 2014	8:00	0:10	31	43	32	29	-36	6.3	162	-15		0.9	2.4
Saturday, January 25, 2014	8:10	0:10	30	41	31	28	-34	6.3	160	-15		0.9	2.4
Saturday, January 25, 2014	8:20	0:10	34	48	37	30	-32	6.0	155	-14		0.7	1.9
Saturday, January 25, 2014	8:30	0:10	34	43	37	30	-33	5.7	151	-14		0.9	2.4
Saturday, January 25, 2014	8:40	0:10	31	44	32	29	-32	5.7	150	-14		0.6	1.5
Saturday, January 25, 2014	8:50	0:10	32	44	34	30	-33	4.2	148	-14		0.4	1.7
Saturday, January 25, 2014	9:00	0:10	32	39	34	29	-34	4.7	152	-14		0.7	1.7
Saturday, January 25, 2014	9:10	0:10	33	46	36	30	-33	6.5	151	-14		0.6	2.0
Saturday, January 25, 2014	9:20	0:10	33	43	36	30	-33	6.9	151	-14		0.9	3.3
Saturday, January 25, 2014	9:30	0:10	34	44	38	30	-20	5.9	152	-13		0.9	2.4
Saturday, January 25, 2014	9:40	0:10	34	42	37	31	-18	6.1	154	-13		0.6	1.5
Saturday, January 25, 2014	9:50	0:10	33	44	36	29	-18	5.4	152	-13		0.9	3.9
Saturday, January 25, 2014	10:00	0:10	32	44	34	28	-17	5.6	153	-13		0.9	3.0
Saturday, January 25, 2014	10:10	0:10	31	50	33	28	-16	5.2	155	-12		0.9	2.2
Saturday, January 25, 2014	10:20	0:10	30	41	32	27	-17	5.1	155	-12		0.6	1.9
Saturday, January 25, 2014	10:30	0:10	30	47	32	27	-18	4.9	153	-12		0.9	2.6
Saturday, January 25, 2014	10:40	0:10	30	44	32	27	-19	3.9	152	-12		0.9	2.6
Saturday, January 25, 2014	10:50	0:10	32	43	35	27	-17	4.5	152	-11		0.2	1.3
Saturday, January 25, 2014	11:00	0:10	29	42	31	26	-18	4.4	153	-11		0.6	1.9
Saturday, January 25, 2014	11:10	0:10	29	43	31	25	-19	3.4	151	-11		0.4	1.7
Saturday, January 25, 2014	11:20	0:10	27	42	29	24	-18	3.9	152	-11		0.7	2.2
Saturday, January 25, 2014	11:30	0:10	29	43	32	25	-18	3.5	154	-11		0.6	1.7
Saturday, January 25, 2014	11:40	0:10	31	42	33	28	-18	3.9	148	-11		0.4	1.3
Saturday, January 25, 2014	11:50	0:10	31	43	33	26	-17	3.4	158	-10		0.4	1.1
Saturday, January 25, 2014	12:00	0:10	29	41	32	27	-16	3.2	160	-10		0.6	2.0
Saturday, January 25, 2014	12:10	0:10	31	48	34	26	-17	3.1	165	-10		0.9	2.4
Saturday, January 25, 2014	12:20	0:10	29	54	32	26	-19	4.4	169	-10		0.9	1.9
Saturday, January 25, 2014	12:30	0:10	30	45	33	27	-19	4.2	172	-9		0.7	3.2
Saturday, January 25, 2014	12:40	0:10	30	45	33	27	-16	2.9	176	-9		1.3	2.8
Saturday, January 25, 2014	12:50	0:10	29	44	32	25	-17	3.5	173	-9		1.1	3.5
Saturday, January 25, 2014	13:00	0:10	28	43	31	25	-17	3.2	172	-9		1.1	2.6
Saturday, January 25, 2014	13:10	0:10	33	44	35	28	-17	4.3	180	-9		1.3	2.8
Saturday, January 25, 2014	13:20	0:10	30	46	32	27	-19	5.4	179	-9		1.3	3.3
Saturday, January 25, 2014	13:30	0:10	33	66	32	27	-19	3.2	181	-8		1.3	3.0
Saturday, January 25, 2014	13:40	0:10	31	57	32	27	-32	4.7	181	-8		1.1	3.7
Saturday, January 25, 2014	13:50	0:10	31	49	34	28	-12	5.2	174	-8	1	0.7	2.4
Saturday, January 25, 2014	14:00	0:10	31	52	34	27	-38	5.4	173	-8	1	0.6	1.7
Saturday, January 25, 2014	14:10	0:10	30	46	32	28	27	5.2	173	-8	1	0.6	2.0
Saturday, January 25, 2014	14:20	0:10	34	54	37	29	-3	4.9	179	-8	1	0.7	2.4
Saturday, January 25, 2014	14:30	0:10	32	40	34	29	-39	5.6	177	-8	1	1.1	3.0
Saturday, January 25, 2014	14:40	0:10	31	49	33	27	-36	6.2	175	-8	1	0.9	2.6
Saturday, January 25, 2014	14:50	0:10	31	40	33	28	-36	4.6	173	-8	1	1.3	3.0
Saturday, January 25, 2014	15:00	0:10	29	38	31	27	-36	3.4	173	-8	1	1.1	3.3
Saturday, January 25, 2014	15:10	0:10	30	40	33	27	-36	5.0	173	-8	1	0.9	2.8
Saturday, January 25, 2014	15:20	0:10	30	36	32	29	-36	5.3	175	-8	1	0.7	2.0
Saturday, January 25, 2014	15:30	0:10	31	47	33	29	-32	5.6	177	-8	1	0.7	2.8
Saturday, January 25, 2014	15:40	0:10	33	44	35	30	-32	6.2	178	-8	1	1.1	2.2
Saturday, January 25, 2014	15:50	0:10	32	41	34	30	-32	6.5	177	-8	1	0.4	1.5
Saturday, January 25, 2014	16:00	0:10	33	43	37	30	-31	5.1	179	-8	1	0.6	2.4
Saturday, January 25, 2014	16:10	0:10	30	41	32	29	27	6.3	181	-8	1	0.7	2.2
Saturday, January 25, 2014	16:20	0:10	30	37	32	29	-39	6.4	180	-8	1	0.4	1.5
Saturday, January 25, 2014	16:30	0:10	29	33	31	28	213	6.3	182	-8	1	0.6	1.3
Saturday, January 25, 2014	16:40	0:10	29	36	31	27	171	5.4	181	-8	1	0.9	1.9
Saturday, January 25, 2014	16:50	0:10	29	35	31	26	-12	6.0	177	-8	1	0.6	1.7
Saturday, January 25, 2014	17:00	0:10	29	38	31	26	100	5.4	180	-8	1	0.6	1.3
Saturday, January 25, 2014	17:10	0:10	28	37	30	26	363	6.3	180	-8	1	0.7	1.7
Saturday, January 25, 2014	17:20	0:10	27	42	29	25	94	5.4	181	-8	1	0.7	1.9
Saturday, January 25, 2014	17:30	0:10	29	38	32	23	34	4.7	179	-8	1	0.4	1.9
Saturday, January 25, 2014	17:40	0:10	23	27	25	22	32	4.0	179	-8	1	0.2	0.7
Saturday, January 25, 2014	17:50	0:10	23	29	25	21	23	4.3	184	-8	1	0.2	0.7
Saturday, January 25, 2014	18:00	0:10	23	30	24	21	5	3.8	183	-8	1	0.2	1.1
Saturday, January 25, 2014	18:10	0:10	24	32	25	21	-38	2.2	184	-8	1	0.0	0.0
Saturday, January 25, 2014	18:20	0:10	22	29	24	21	-36	1.9	185	-8	1	0.0	1.1
Saturday, January 25, 2014	18:30	0:10	22	27	23	21	-37	2.2	188	-8	1	0.0	0.6
Saturday, January 25, 2014	18:40	0:10	23	33	26	21	-30	3.2	197	-8	1	0.2	0.9
Saturday, January 25, 2014	18:50	0:10	31	43	34	26	73	4.7	212	-8	1	0.4	1.3
Saturday, January 25, 2014	19:00	0:10	31	44	35	26	254	5.8	218	-9	1	0.2	0.9
Saturday, January 25, 2014	19:10	0:10	28	36	30	25	330	6.4	217	-9	1	0.2	0.9
Saturday, January 25, 2014	19:20	0:10	24	32	26	22	216	5.5	214	-9	1	0.4	1.7
Saturday, January 25, 2014													

Table B-3: Location 1 Winter Compliance Evaluation

Date	Time	Duration	Leq	Lmax	L(10)	L(90)	WT N6	WT N6	Onsite Met	Onsite Met	NWS Plymouth	Loc. 6	Loc. 6
	Start Time	(min)	(dBA)	(dBA)	(dBA)	(dBA)	Output (kW)	HH WS (m/s)	WD @ 75m (degrees)	Temp. (°C)	Precip. Obs.	Avg. WS @ 2m (m/s)	Gust WS @ 2m (m/s)
Saturday, January 25, 2014	19:40	0:10	23	32	25	22	6	3.6	217	-9	1	0.4	0.9
Saturday, January 25, 2014	19:50	0:10	24	34	25	22	71	4.4	219	-9	1	0.6	2.6
Saturday, January 25, 2014	20:00	0:10	27	36	30	22	99	4.6	225	-9	1	0.4	1.9
Saturday, January 25, 2014	20:10	0:10	24	30	26	21	145	5.1	238	-9	1	0.9	2.2
Saturday, January 25, 2014	20:20	0:10	23	30	24	21	98	4.7	236	-9	1	0.6	2.6
Saturday, January 25, 2014	20:30	0:10	24	39	26	21	119	4.9	235	-10	1	0.4	1.7
Saturday, January 25, 2014	20:40	0:10	26	39	28	22	294	6.1	237	-10	1	0.7	2.2
Saturday, January 25, 2014	20:50	0:10	26	33	28	24	447	6.9	242	-10	1	1.1	2.8
Saturday, January 25, 2014	21:00	0:10	28	37	31	25	431	6.8	240	-10	1	1.3	3.3
Saturday, January 25, 2014	21:10	0:10	30	37	32	27	684	7.8	238	-10	1	1.3	3.0
Saturday, January 25, 2014	21:20	0:10	29	47	32	26	522	7.0	240	-10	1	1.1	2.8
Saturday, January 25, 2014	21:30	0:10	28	38	30	25	299	6.0	242	-10	1	1.3	3.5
Saturday, January 25, 2014	21:40	0:10	28	42	32	23	338	6.3	244	-10	1	0.9	2.2
Saturday, January 25, 2014	21:50	0:10	24	34	27	22	289	5.9	247	-10	1	1.3	3.3
Saturday, January 25, 2014	22:00	0:10	24	32	26	22	260	5.8	251	-10	1	1.1	3.5
Saturday, January 25, 2014	22:10	0:10	25	33	27	22	131	5.0	251	-10	1	1.1	3.3
Saturday, January 25, 2014	22:20	0:10	26	39	29	23	91	4.5	255	-10	1	1.1	3.0
Saturday, January 25, 2014	22:30	0:10	24	32	26	22	124	4.9	250	-10	1	0.9	3.7
Saturday, January 25, 2014	22:40	0:10	23	30	24	21	150	5.2	261	-10	1	1.5	4.1
Saturday, January 25, 2014	22:50	0:10	24	31	26	21	166	5.3	275	-10	1	1.5	3.5
Saturday, January 25, 2014	23:00	0:10	24	30	26	22	218	5.8	270	-10	1	1.3	3.7
Saturday, January 25, 2014	23:10	0:10	26	35	29	23	322	6.3	272	-10	1	1.5	3.7
Saturday, January 25, 2014	23:20	0:10	25	35	27	23	585	7.4	272	-10	1	1.3	2.6
Saturday, January 25, 2014	23:30	0:10	28	37	31	25	504	7.0	267	-10	1	1.5	3.3
Saturday, January 25, 2014	23:40	0:10	28	37	30	25	615	7.4	260	-10	1	1.3	3.2
Saturday, January 25, 2014	23:50	0:10	29	45	30	26	705	7.7	254	-10	1	1.3	2.8
Sunday, January 26, 2014	0:00	0:10	28	35	30	25	587	7.2	247	-10	1	1.3	2.6
Sunday, January 26, 2014	0:10	0:10	28	44	31	25	704	7.8	265	-10	1	1.1	3.2
Sunday, January 26, 2014	0:20	0:10	27	35	29	25	418	6.5	265	-10	1	1.3	3.7
Sunday, January 26, 2014	0:30	0:10	29	38	31	24	426	6.6	264	-10	1	1.5	3.5
Sunday, January 26, 2014	0:40	0:10	32	42	34	28	624	7.3	269	-11	1	1.5	3.3
Sunday, January 26, 2014	0:50	0:10	31	46	33	27	583	7.1	271	-10	1	1.3	3.9
Sunday, January 26, 2014	1:00	0:10	32	42	35	29	805	8.1	273	-10	1	1.3	2.8
Sunday, January 26, 2014	1:10	0:10	35	44	37	32	1634	10.5	275	-10	1	2.0	5.7
Sunday, January 26, 2014	1:20	0:10	35	45	38	33	1747	11.0	275	-10	1	2.0	4.8
Sunday, January 26, 2014	1:30	0:10	35	44	37	32	1616	10.3	274	-10	1	2.0	5.4
Sunday, January 26, 2014	1:40	0:10	38	47	41	33	1560	10.2	277	-11	1	1.7	5.4
Sunday, January 26, 2014	1:50	0:10	35	43	37	33	1669	10.4	278	-11	1	1.7	3.7
Sunday, January 26, 2014	2:00	0:10	35	47	37	32	1538	10.1	274	-11	1	2.2	6.7
Sunday, January 26, 2014	2:10	0:10	36	47	38	32	1131	8.9	277	-11	1	2.4	6.7
Sunday, January 26, 2014	2:20	0:10	39	49	42	34	1322	9.5	273	-11	1	2.2	5.6
Sunday, January 26, 2014	2:30	0:10	46	56	50	36	1437	10.0	271	-11	1	2.4	6.1
Sunday, January 26, 2014	2:40	0:10	45	56	50	37	1914	12.5	284	-11	1	2.0	5.4
Sunday, January 26, 2014	2:50	0:10	39	47	42	34	1980	13.2	279	-11	1	2.0	5.2
Sunday, January 26, 2014	3:00	0:10	36	50	38	32	1911	11.8	276	-12	1	2.0	5.2
Sunday, January 26, 2014	3:10	0:10	43	52	46	34	1665	11.0	271	-12	1	2.4	6.7
Sunday, January 26, 2014	3:20	0:10	46	55	48	41	1841	12.2	267	-12	1	2.6	5.2
Sunday, January 26, 2014	3:30	0:10	48	57	51	40	2000	15.9	269	-13	1	2.2	5.2
Sunday, January 26, 2014	3:40	0:10	46	54	49	41	1966	14.3	272	-13	1	2.2	5.6
Sunday, January 26, 2014	3:50	0:10	43	53	47	37	1998	14.4	265	-14	1	2.0	5.4
Sunday, January 26, 2014	4:00	0:10	43	50	46	37	1986	13.2	267	-14	1	1.5	3.5
Sunday, January 26, 2014	4:10	0:10	39	49	43	34	1928	12.2	264	-14	1	2.0	4.6
Sunday, January 26, 2014	4:20	0:10	40	48	42	37	1983	13.3	267	-15	1	2.4	7.4
Sunday, January 26, 2014	4:30	0:10	40	48	42	35	1606	10.7	267	-15	1	2.2	5.6
Sunday, January 26, 2014	4:40	0:10	43	50	47	36	1772	11.4	271	-15	1	2.6	6.1
Sunday, January 26, 2014	4:50	0:10	39	50	42	34	1982	13.9	274	-16	1	2.2	5.2
Sunday, January 26, 2014	5:00	0:10	43	58	45	33	1926	12.2	279	-16	1	2.4	5.0
Sunday, January 26, 2014	5:10	0:10	42	52	45	36	1893	12.0	284	-16	1	1.9	5.2
Sunday, January 26, 2014	5:20	0:10	35	48	38	30	1861	12.4	286	-17	1	1.5	3.9
Sunday, January 26, 2014	5:30	0:10	40	50	43	34	1993	14.4	280	-17	1	2.2	5.6
Sunday, January 26, 2014	5:40	0:10	37	47	39	33	1982	13.2	278	-17	1	2.2	5.4
Sunday, January 26, 2014	5:50	0:10	40	52	42	32	1953	12.3	276	-17	1	2.4	6.1
Sunday, January 26, 2014	6:00	0:10	46	57	50	37	1827	11.5	284	-18	1	2.6	5.9
Sunday, January 26, 2014	6:10	0:10	42	53	45	35	1555	10.6	279	-18	1	3.0	10.0
Sunday, January 26, 2014	6:20	0:10	39	48	41	34	1622	10.6	282	-18	1	2.8	6.9
Sunday, January 26, 2014	6:30	0:10	41	51	44	34	950	8.3	286	-18	1	2.6	5.4
Sunday, January 26, 2014	6:40	0:10	36	46	39	32	1178	9.0	292	-19	1	2.4	5.6
Sunday, January 26, 2014	6:50	0:10	36	44	38	32	1516	9.9	285	-19	1	2.0	4.8
Sunday, January 26, 2014	7:00	0:10	36	46	39	31	1468	9.6	288	-19	1	2.0	5.7
Sunday, January 26, 2014	7:10	0:10	37	53	39	33	1555	10.0	299	-20	1	1.3	3.5
Sunday, January 26, 2014	7:20	0:10	37	46	40	32	1403	9.5	299	-20	1	0.9	2.4
Sunday, January 26, 2014	7:30	0:10	36	48	39	32	1650	10.2	300	-20	1	1.1	3.3
Sunday, January 26, 2014	7:40	0:10	42	62	42	31	1634	10.6	304	-21	1	1.5	3.7
Sunday, January 26, 2014	7:50	0:10	43	71	43	33	1456	9.7	301	-21	1	1.5	3.7
Sunday, January 26, 2014	8:00	0:10	34	59	37	30	1102	8.5	289	-20	1	1.3	3.3
Sunday, January 26, 2014	8:10	0:10	33	47	35	30	967	8.5	293	-20	1	1.1	2.6
Sunday, January 26, 2014	8:20	0:10	35	47	38	30	834	8.1	298	-20	1	1.3	3.2
Sunday, January 26, 2014	8:30	0:10	33	44	35	29	1093	8.6	298	-20	1	1.5	4.3
Sunday, January 26, 2014	8:40	0:10	33	48	35	30	1215	9.3	295	-20	1	1.7	4.3
Sunday, January 26, 2014	8:50	0:10	35	43	38	31	1173	8.9	299	-20	1	1.5	4.3
Sunday, January 26, 2014	9:00	0:10	37	49	41	32	1019	8.4	297	-20	1	1.7	5.0
Sunday, January 26, 2014	9:10	0:10	38	49	41	33	1590	10.4	293	-20	1	1.7	5.2
Sunday, January 26, 2014	9:20	0:10	37	47	40	33	1259	9.3	295	-19	1	1.7	5.4
Sunday, January 26, 2014	9:30	0:10	36	44	39	30	1069	8.5	295	-19	1	1.5	3.0
Sunday, January 26, 2014	9:40	0:10	36	44	39	32	1037	8.6	290	-19	1	2.2	6.9
Sunday, January 26, 2014	9:50	0:10	34	43	38	30	930	8.0	292	-19	1	2.2	5.2
Sunday, January 26, 2014	10:00	0:10	30	44	32	28	566	6.9	291	-18	1	2.8	6.7
Sunday, January 26, 2014	10:10	0:10	30	42	32	27	194	5.2	294	-18	1	2.2	5.4
Sunday, January 26, 2014	10:20	0:10	38	51	42	30	178	5.2	289	-18	1	2.4	6.3
Sunday, January 26, 2014	10:30	0:10	35	47	37	33	686	7.6	282	-18	1	2.2	5.0
Sunday, January 26, 2014	10:40	0:10	40	50	43	34	1238	9.4	278	-17	1	2.4	5.4
Sunday, January 26, 2014	10:50	0:10	35	49	38	28	1085	8.5	278	-17	1	2.4	5.0
Sunday, January 26, 2014	11:00	0:10	38	50	42	30	841	8.1	276	-17	1	1.9	4.4
Sunday, January 26, 2014	11:10	0:10	44	54	48	34	705	7.6	279	-16	1	1.7	4.6
Sunday, January 26, 2014	11:20	0:10	44	51	47	34	693	7.7	285	-16	1	1.9	4.6
Sunday, January 26, 2014	11:30	0:10	40	51	44	33	796	8.0	289	-16	1	1.5	4.8
Sunday, January 26, 2014	11:40	0:10	39	50	43	30	1439	9.8	280	-15	1	2.2	7.4
Sunday, January 26, 2014	11:50	0:10	37	48	43	30	1124	8.6	275	-15	1	2.6	7.4
Sunday, January 26, 2014	12:00	0:10	42	52									

Table B-3: Location 1 Winter Compliance Evaluation

Date	Time	Duration	Leq	Lmax	L(10)	L(90)	WT N6	WT N6	Onsite Met	Onsite Met	NWS Plymouth	Loc. 6	Loc. 6
	Start Time	(min)	(dBA)	(dBA)	(dBA)	(dBA)	Output (kW)	HH WS (m/s)	WD @ 75m (degrees)	Temp. (°C)	Precip. Obs.	Avg. WS @ 2m (m/s)	Gust WS @ 2m (m/s)
Sunday, January 26, 2014	12:40	0:10	47	54	50	38	1930	11.9	267	-15		2.2	5.0
Sunday, January 26, 2014	12:50	0:10	45	55	49	36	1953	12.9	263	-15		2.4	6.7
Sunday, January 26, 2014	13:00	0:10	41	50	44	36	1452	10.0	262	-15		2.8	6.9
Sunday, January 26, 2014	13:10	0:10	46	58	49	34	982	8.6	280	-15		2.8	6.7
Sunday, January 26, 2014	13:20	0:10	40	55	43	35	1413	9.6	278	-15		1.9	5.2
Sunday, January 26, 2014	13:30	0:10	41	52	46	29	806	7.9	285	-15		2.0	5.9
Sunday, January 26, 2014	13:40	0:10	41	55	43	32	1227	9.1	270	-14		2.8	7.2
Sunday, January 26, 2014	13:50	0:10	39	50	43	34	942	8.2	263	-15		2.4	5.7
Sunday, January 26, 2014	14:00	0:10	43	57	46	35	627	7.4	270	-15		1.9	4.8
Sunday, January 26, 2014	14:10	0:10	44	52	48	33	1412	10.0	262	-15		2.0	4.8
Sunday, January 26, 2014	14:20	0:10	38	49	42	31	1385	9.8	278	-14		1.5	4.1
Sunday, January 26, 2014	14:30	0:10	38	47	42	30	1110	8.8	277	-14		1.1	2.6
Sunday, January 26, 2014	14:40	0:10	35	46	38	29	833	8.0	264	-15		1.7	3.5
Sunday, January 26, 2014	14:50	0:10	37	49	42	28	736	7.8	278	-14		1.7	4.4
Sunday, January 26, 2014	15:00	0:10	30	40	32	27	555	7.0	269	-14		1.9	5.6
Sunday, January 26, 2014	15:10	0:10	33	44	36	28	603	7.4	254	-14		1.9	4.4
Sunday, January 26, 2014	15:20	0:10	35	46	38	28	650	7.3	234	-15		1.3	4.1
Sunday, January 26, 2014	15:30	0:10	26	35	28	23	322	6.1	237	-15		1.5	5.0
Sunday, January 26, 2014	15:40	0:10	34	47	38	26	526	7.0	239	-15		1.3	3.3
Sunday, January 26, 2014	15:50	0:10	31	43	35	22	383	6.4	252	-15		1.1	3.7
Sunday, January 26, 2014	16:00	0:10	28	42	31	24	555	7.2	238	-15		1.3	3.7
Sunday, January 26, 2014	16:10	0:10	27	38	30	22	206	5.4	236	-15		0.7	2.4
Sunday, January 26, 2014	16:20	0:10	29	50	30	22	162	5.1	236	-15		0.2	1.3
Sunday, January 26, 2014	16:30	0:10	25	35	29	21	123	4.9	225	-15		0.4	1.9
Sunday, January 26, 2014	16:40	0:10	22	32	24	19	181	5.4	215	-15		0.9	2.6
Sunday, January 26, 2014	16:50	0:10	23	37	27	19	71	4.3	219	-15		0.9	2.8
Sunday, January 26, 2014	17:00	0:10	21	31	23	18	-37	2.8	228	-15		0.6	1.5
Sunday, January 26, 2014	17:10	0:10	21	33	23	18	6	3.4	232	-16		0.2	1.5
Sunday, January 26, 2014	17:20	0:10	24	35	28	21	229	5.6	226	-15		0.6	2.0
Sunday, January 26, 2014	17:30	0:10	23	34	26	20	251	5.7	223	-16		0.4	1.3
Sunday, January 26, 2014	17:40	0:10	20	27	22	18	23	3.8	219	-15		0.2	0.9
Sunday, January 26, 2014	17:50	0:10	19	29	20	18	-40	2.7	215	-15		0.4	0.9
Sunday, January 26, 2014	18:00	0:10	26	39	30	19	-14	3.3	210	-15		0.2	1.3
Sunday, January 26, 2014	18:10	0:10	19	34	21	17	-36	2.9	199	-16		0.4	0.9
Sunday, January 26, 2014	18:20	0:10	18	28	19	17	-42	2.5	184	-16		0.2	1.1
Sunday, January 26, 2014	18:30	0:10	25	41	26	17	-43	3.0	185	-16		0.0	0.0
Sunday, January 26, 2014	18:40	0:10	23	35	28	18	-14	3.6	190	-16		0.0	0.0
Sunday, January 26, 2014	18:50	0:10	32	51	35	18	-26	3.1	201	-16		0.0	0.0
Sunday, January 26, 2014	19:00	0:10	20	30	22	18	-40	2.6	195	-16		0.2	0.7
Sunday, January 26, 2014	19:10	0:10	20	30	22	18	-37	3.0	189	-16		0.0	0.0
Sunday, January 26, 2014	19:20	0:10	21	31	23	18	-41	2.8	177	-16		0.0	0.0
Sunday, January 26, 2014	19:30	0:10	22	38	25	18	-40	3.0	167	-15		0.2	0.6
Sunday, January 26, 2014	19:40	0:10	20	32	21	18	-39	3.2	170	-15		0.0	0.7
Sunday, January 26, 2014	19:50	0:10	23	38	23	19	-39	2.9	168	-15		0.0	0.4
Sunday, January 26, 2014	20:00	0:10	23	36	25	18	-40	3.7	167	-15		0.0	0.0
Sunday, January 26, 2014	20:10	0:10	23	35	24	20	-38	3.4	166	-15		0.2	0.9
Sunday, January 26, 2014	20:20	0:10	23	35	24	19	-36	3.7	166	-15		0.0	0.6
Sunday, January 26, 2014	20:30	0:10	24	37	27	20	-37	4.2	167	-15		0.2	0.9
Sunday, January 26, 2014	20:40	0:10	26	42	28	19	-35	4.4	164	-15		0.0	0.0
Sunday, January 26, 2014	20:50	0:10	22	32	24	19	-35	3.9	161	-15		0.4	1.3
Sunday, January 26, 2014	21:00	0:10	20	30	22	18	-35	4.4	166	-15		0.0	0.4
Sunday, January 26, 2014	21:10	0:10	22	37	22	18	-22	4.7	168	-15		0.2	0.7
Sunday, January 26, 2014	21:20	0:10	20	34	21	18	-20	4.3	167	-15		0.0	0.6
Sunday, January 26, 2014	21:30	0:10	23	33	25	20	-20	4.7	168	-15		0.2	1.1
Sunday, January 26, 2014	21:40	0:10	22	38	23	19	-20	4.2	166	-15		0.4	1.1
Sunday, January 26, 2014	21:50	0:10	23	40	25	19	-21	3.8	169	-15		0.0	0.9
Sunday, January 26, 2014	22:00	0:10	21	36	20	18	-21	3.5	169	-15		0.0	0.7
Sunday, January 26, 2014	22:10	0:10	21	32	22	19	-20	3.9	163	-15		0.0	0.2
Sunday, January 26, 2014	22:20	0:10	21	27	23	19	-20	4.2	164	-15		0.0	0.4
Sunday, January 26, 2014	22:30	0:10	22	33	24	19	-20	4.8	155	-15		0.0	0.6
Sunday, January 26, 2014	22:40	0:10	22	26	23	20	63	4.8	152	-15		0.0	0.6
Sunday, January 26, 2014	22:50	0:10	22	27	23	21	97	4.3	151	-15		0.2	1.5
Sunday, January 26, 2014	23:00	0:10	23	35	24	21	-22	4.5	151	-15		0.2	0.9
Sunday, January 26, 2014	23:10	0:10	24	38	26	22	-39	5.3	154	-15		0.4	1.7
Sunday, January 26, 2014	23:20	0:10	24	35	26	21	-38	5.0	152	-15		0.2	0.9
Sunday, January 26, 2014	23:30	0:10	23	35	26	20	-39	4.3	153	-14		0.2	1.5
Sunday, January 26, 2014	23:40	0:10	23	34	25	21	-37	4.5	159	-14		0.6	2.0
Sunday, January 26, 2014	23:50	0:10	23	34	25	20	-35	5.5	159	-14		0.4	1.7
Monday, January 27, 2014	0:00	0:10	23	28	25	21	91	6.4	156	-14		0.2	0.9
Monday, January 27, 2014	0:10	0:10	25	37	27	22	311	6.1	142	-14		0.7	2.0
Monday, January 27, 2014	0:20	0:10	24	29	26	23	300	5.9	140	-14		0.4	1.5
Monday, January 27, 2014	0:30	0:10	25	29	26	23	318	6.2	143	-14	1	0.4	1.1
Monday, January 27, 2014	0:40	0:10	25	30	27	24	322	6.1	147	-14	1	0.6	1.3
Monday, January 27, 2014	0:50	0:10	27	32	28	25	385	6.4	144	-14		0.6	1.7
Monday, January 27, 2014	1:00	0:10	27	33	30	24	447	6.7	150	-14		0.4	1.1
Monday, January 27, 2014	1:10	0:10	26	32	28	24	320	6.1	149	-14		0.4	1.1
Monday, January 27, 2014	1:20	0:10	29	43	31	25	446	6.7	154	-14		0.4	1.1
Monday, January 27, 2014	1:30	0:10	26	34	28	24	376	6.1	158	-14		0.2	1.3
Monday, January 27, 2014	1:40	0:10	29	34	30	26	544	7.0	145	-14		0.2	1.1
Monday, January 27, 2014	1:50	0:10	29	34	30	27	639	7.3	136	-14		0.4	1.1
Monday, January 27, 2014	2:00	0:10	29	33	30	28	562	7.1	136	-14		0.6	1.1
Monday, January 27, 2014	2:10	0:10	28	32	29	27	419	6.5	140	-14		0.7	1.7
Monday, January 27, 2014	2:20	0:10	28	32	29	26	434	6.6	138	-14		0.4	1.5
Monday, January 27, 2014	2:30	0:10	28	34	30	26	511	7.0	136	-14		0.7	2.0
Monday, January 27, 2014	2:40	0:10	27	33	28	25	390	6.3	140	-14		0.6	1.5
Monday, January 27, 2014	2:50	0:10	27	40	28	25	359	6.2	142	-13		0.4	1.1
Monday, January 27, 2014	3:00	0:10	26	36	27	24	244	5.6	148	-13		0.4	1.3
Monday, January 27, 2014	3:10	0:10	28	34	29	26	331	6.2	150	-13		0.7	1.5
Monday, January 27, 2014	3:20	0:10	28	34	30	26	353	6.3	143	-13		0.6	1.3
Monday, January 27, 2014	3:30	0:10	30	36	32	27	640	7.4	138	-13		0.9	2.4
Monday, January 27, 2014	3:40	0:10	32	37	34	30	896	8.2	141	-13		0.7	1.7
Monday, January 27, 2014	3:50	0:10	32	40	33	30	756	7.9	148	-13		0.6	1.1
Monday, January 27, 2014	4:00	0:10	33	37	34	31	751	8.0	144	-13		0.7	2.0
Monday, January 27, 2014	4:10	0:10	34	38	35	32	774	8.0	149	-13		0.6	2.0
Monday, January 27, 2014	4:20	0:10	33	38	35	32	838	8.1	155	-13		0.7	1.9
Monday, January 27, 2014	4:30	0:10	34	39	36	33	921	8.3	153	-13		0.7	1.7
Monday, January 27, 2014	4:40	0:10	34	39	35	32	875	8.3	148	-13		0.4	1.5
Monday, January 27, 2014	4:50	0:10	33	38	35	32	756	7.9	147	-12		0.6	1.5
Monday, January 27, 2014	5:00	0:10	32	37	34	30	753	7.9	149	-12		0.6	1.3
Monday, January 27, 2014	5:10	0:10	31	36	33	29	696	7.6	162	-12		0.6	1.3
Monday, January 27, 2014	5:20	0:10	31	38	32	28	641	7.5					

Table B-3: Location 1 Winter Compliance Evaluation

Date	Time	Duration	Leq	Lmax	L(10)	L(90)	WT N6	WT N6	Onsite Met	Onsite Met	NWS Plymouth	Loc. 6	Loc. 6
	Start Time	(min)	(dBA)	(dBA)	(dBA)	(dBA)	Output (kW)	HH WS (m/s)	WD @ 75m (degrees)	Temp. (°C)	Precip. Obs.	Avg. WS @ 2m (m/s)	Gust WS @ 2m (m/s)
Monday, January 27, 2014	5:40	0:10	32	37	34	31	588	7.3	169	-10		0.4	1.1
Monday, January 27, 2014	5:50	0:10	35	39	36	33	712	7.8	165	-10		0.4	1.1
Monday, January 27, 2014	6:00	0:10	34	42	35	32	637	7.5	163	-10		0.4	0.9
Monday, January 27, 2014	6:10	0:10	33	39	35	31	625	7.5	165	-10		0.7	1.7
Monday, January 27, 2014	6:20	0:10	34	39	36	32	786	8.1	167	-10		1.1	1.9
Monday, January 27, 2014	6:30	0:10	33	37	34	31	717	7.8	167	-10		0.7	1.9
Monday, January 27, 2014	6:40	0:10	32	36	34	31	693	7.8	168	-10		0.7	1.7
Monday, January 27, 2014	6:50	0:10	32	38	34	31	769	8.0	169	-10		0.7	1.7
Monday, January 27, 2014	7:00	0:10	32	37	34	31	656	7.7	171	-10		0.6	1.3
Monday, January 27, 2014	7:10	0:10	35	38	36	33	795	8.1	168	-10		0.9	1.5
Monday, January 27, 2014	7:20	0:10	33	37	34	32	535	7.2	164	-9		0.4	0.9
Monday, January 27, 2014	7:30	0:10	35	54	36	32	487	7.1	165	-9		0.7	1.5
Monday, January 27, 2014	7:40	0:10	35	40	36	34	733	8.0	166	-9		0.9	1.9
Monday, January 27, 2014	7:50	0:10	35	40	36	33	815	8.2	167	-10		0.7	1.7
Monday, January 27, 2014	8:00	0:10	35	41	37	33	778	8.1	165	-9		0.7	1.5
Monday, January 27, 2014	8:10	0:10	34	39	35	32	550	7.2	164	-9	1	0.9	1.7
Monday, January 27, 2014	8:20	0:10	33	36	34	32	407	6.7	167	-9	1	0.9	2.0
Monday, January 27, 2014	8:30	0:10	34	42	35	32	388	6.6	165	-9	1	1.3	2.0
Monday, January 27, 2014	8:40	0:10	33	39	35	32	367	6.3	167	-9		1.1	1.9
Monday, January 27, 2014	8:50	0:10	33	37	34	32	292	5.9	173	-9		1.3	1.9
Monday, January 27, 2014	9:00	0:10	34	37	34	32	411	6.6	176	-9		1.1	2.0
Monday, January 27, 2014	9:10	0:10	34	40	35	33	481	6.9	177	-8	1	0.7	1.7
Monday, January 27, 2014	9:20	0:10	33	41	36	31	316	6.2	181	-7	1	0.6	1.1
Monday, January 27, 2014	9:30	0:10	32	37	33	30	328	6.3	181	-7	1	0.7	1.5
Monday, January 27, 2014	9:40	0:10	36	45	41	31	300	6.1	178	-7	1	0.9	2.0
Monday, January 27, 2014	9:50	0:10	32	38	34	31	240	5.6	178	-7	1	0.9	2.0
Monday, January 27, 2014	10:00	0:10	33	42	35	31	46	4.0	183	-7	1	0.6	1.9
Monday, January 27, 2014	10:10	0:10	32	38	33	30	-27	3.4	186	-6	1	0.7	1.7
Monday, January 27, 2014	10:20	0:10	33	42	34	31	-39	4.1	185	-6	1	0.7	1.7
Monday, January 27, 2014	10:30	0:10	37	46	41	29	19	3.8	188	-6		0.6	2.0
Monday, January 27, 2014	10:40	0:10	30	41	32	28	9	3.7	187	-6		0.4	1.9
Monday, January 27, 2014	10:50	0:10	29	40	31	26	-33	2.9	193	-6		0.7	1.5
Monday, January 27, 2014	11:00	0:10	31	37	34	27	-42	1.3	206	-6		0.4	1.3
Monday, January 27, 2014	11:10	0:10	36	41	37	34	40	5.6	234	-8		0.6	1.5
Monday, January 27, 2014	11:20	0:10	39	46	41	36	505	7.3	257	-5		0.6	2.0
Monday, January 27, 2014	11:30	0:10	36	44	38	34	931	8.7	248	-5	1	1.5	3.9
Monday, January 27, 2014	11:40	0:10	36	44	38	34	1530	10.5	256	-5	1	2.0	5.6
Monday, January 27, 2014	11:50	0:10	37	51	39	35	1615	10.8	258	-4	1	1.9	4.1
Monday, January 27, 2014	12:00	0:10	39	45	40	36	1908	12.7	268	-4	1	2.2	4.8
Monday, January 27, 2014	12:10	0:10	44	54	48	38	1999	15.4	271	-4	1	2.4	6.1
Monday, January 27, 2014	12:20	0:10	45	57	48	40	1997	15.9	269	-4	1	2.2	4.6
Monday, January 27, 2014	12:30	0:10	48	60	49	41	1999	15.6	259	-4	1	2.4	4.8
Monday, January 27, 2014	12:40	0:10	43	52	46	36	1997	15.4	267	-4	1	2.0	5.7
Monday, January 27, 2014	12:50	0:10	41	54	43	37	1972	12.6	268	-4	1	2.4	8.5
Monday, January 27, 2014	13:00	0:10	43	54	45	39	1880	12.6	266	-4	1	3.2	7.2
Monday, January 27, 2014	13:10	0:10	53	67	54	43	1994	17.1	262	-4	1	3.2	7.6
Monday, January 27, 2014	13:20	0:10	50	58	53	45	1998	16.1	269	-5	1	3.5	7.6
Monday, January 27, 2014	13:30	0:10	50	59	54	41	1987	14.0	267	-5	1	2.6	7.0
Monday, January 27, 2014	13:40	0:10	53	62	56	47	1995	16.7	267	-5	1	3.0	7.2
Monday, January 27, 2014	13:50	0:10	48	55	51	42	1990	14.4	274	-5	1	3.0	8.0
Monday, January 27, 2014	14:00	0:10	43	53	46	40	1994	13.6	277	-6	1	3.2	7.2
Monday, January 27, 2014	14:10	0:10	52	63	56	43	1996	16.2	276	-6	1	2.2	6.9
Monday, January 27, 2014	14:20	0:10	55	64	59	49	1999	19.0	269	-6	1	2.6	6.5
Monday, January 27, 2014	14:30	0:10	53	61	56	48	1992	15.3	267	-6		3.0	8.9
Monday, January 27, 2014	14:40	0:10	46	54	50	40	1971	13.1	278	-6		3.2	6.1
Monday, January 27, 2014	14:50	0:10	49	60	54	43	1985	15.2	280	-7		2.8	7.4
Monday, January 27, 2014	15:00	0:10	49	62	53	42	1981	13.6	284	-7		3.0	6.9
Monday, January 27, 2014	15:10	0:10	46	57	49	38	1864	12.1	279	-7		2.8	5.9
Monday, January 27, 2014	15:20	0:10	49	62	51	42	1843	12.3	278	-7		3.3	8.0
Monday, January 27, 2014	15:30	0:10	47	57	50	41	1974	13.9	295	-7		3.2	8.2
Monday, January 27, 2014	15:40	0:10	43	54	48	36	1829	11.7	286	-8		2.4	6.5
Monday, January 27, 2014	15:50	0:10	39	46	41	36	1738	11.3	286	-8		2.8	6.7
Monday, January 27, 2014	16:00	0:10	48	58	51	41	1872	12.9	287	-8		2.4	4.8
Monday, January 27, 2014	16:10	0:10	49	59	53	43	1995	15.8	297	-9		2.6	7.8
Monday, January 27, 2014	16:20	0:10	47	57	51	41	1983	14.0	284	-9		2.8	6.1
Monday, January 27, 2014	16:30	0:10	48	58	52	42	1937	12.5	288	-10		3.0	7.2
Monday, January 27, 2014	16:40	0:10	52	63	56	44	1993	16.6	293	-10		3.2	8.0
Monday, January 27, 2014	16:50	0:10	46	58	49	39	1991	15.3	285	-10		3.2	8.2
Monday, January 27, 2014	17:00	0:10	47	58	50	39	1996	16.6	281	-11		3.2	9.3
Monday, January 27, 2014	17:10	0:10	48	60	49	40	1988	14.8	285	-11		3.2	7.4
Monday, January 27, 2014	17:20	0:10	46	56	50	41	1996	15.6	282	-11		3.3	6.9
Monday, January 27, 2014	17:30	0:10	51	61	55	41	1993	14.8	283	-11		3.2	8.9
Monday, January 27, 2014	17:40	0:10	49	58	53	42	1974	14.4	283	-11		3.5	9.1
Monday, January 27, 2014	17:50	0:10	45	54	49	38	1976	13.4	287	-11		3.0	7.0
Monday, January 27, 2014	18:00	0:10	40	51	42	35	1936	13.0	284	-12		3.0	7.2
Monday, January 27, 2014	18:10	0:10	39	50	42	33	1979	13.7	286	-12		3.2	6.1
Monday, January 27, 2014	18:20	0:10	41	49	44	35	1961	12.7	289	-12		2.4	6.1
Monday, January 27, 2014	18:30	0:10	39	48	42	34	1821	11.3	285	-12		2.8	6.1
Monday, January 27, 2014	18:40	0:10	38	46	40	34	1694	10.7	294	-12		3.3	6.7
Monday, January 27, 2014	18:50	0:10	42	51	46	35	1595	10.5	298	-12		2.8	6.3
Monday, January 27, 2014	19:00	0:10	41	54	43	34	1843	11.8	295	-12		2.2	6.1
Monday, January 27, 2014	19:10	0:10	38	49	41	33	1613	10.5	295	-12		2.4	6.7
Monday, January 27, 2014	19:20	0:10	38	51	43	30	1466	9.9	291	-12		1.9	4.6
Monday, January 27, 2014	19:30	0:10	32	45	34	29	1437	9.7	290	-13		1.7	4.4
Monday, January 27, 2014	19:40	0:10	36	46	40	28	1314	9.3	295	-13		2.0	4.4
Monday, January 27, 2014	19:50	0:10	34	49	36	29	1165	9.1	293	-13		1.9	4.1
Monday, January 27, 2014	20:00	0:10	37	51	40	30	1298	9.3	292	-13		2.0	5.2
Monday, January 27, 2014	20:10	0:10	30	35	31	28	1214	9.0	294	-13		2.0	5.6
Monday, January 27, 2014	20:20	0:10	30	42	33	27	827	8.0	289	-13		1.9	5.0
Monday, January 27, 2014	20:30	0:10	32	42	36	28	726	7.5	293	-13		1.9	4.1
Monday, January 27, 2014	20:40	0:10	28	37	30	26	608	7.4	289	-13		1.7	4.6
Monday, January 27, 2014	20:50	0:10	30	42	34	25	495	6.9	291	-13		1.7	3.5
Monday, January 27, 2014	21:00	0:10	29	39	31	25	500	6.8	295	-14		1.7	3.7
Monday, January 27, 2014	21:10	0:10	28	46	30	25	489	6.8	291	-14		1.7	4.1
Monday, January 27, 2014	21:20	0:10	28	40	30	25	668	7.4	286	-14		1.7	3.7
Monday, January 27, 2014	21:30	0:10	28	34	30	26	594	7.2	297	-14		1.5	3.2
Monday, January 27, 2014	21:40	0:10	29	42	31	26	627	7.5	291	-14		1.3	4.1
Monday, January 27, 2014	21:50	0:10	28	36	30	26	791	7.9	291	-14		1.1	3.3
Monday, January 27, 2014	22:00	0:10	28	40	30	25	396	6.3	292	-14		1.1	4.1
Monday, January 27, 2014	22:10	0:10	29	48	30	24	250	5					

Table B-3: Location 1 Winter Compliance Evaluation

Date	Time	Duration	Leq	Lmax	L(10)	L(90)	WT N6	WT N6	Onsite Met	Onsite Met	NWS Plymouth	Loc. 6	Loc. 6
	Start Time	(min)	(dBA)	(dBA)	(dBA)	(dBA)	Output (kW)	HH WS (m/s)	WD @ 75m (degrees)	Temp. (°C)	Precip. Obs.	Avg. WS @ 2m (m/s)	Gust WS @ 2m (m/s)
Monday, January 27, 2014	22:40	0:10	28	35	30	26	797	7.7	295	-15		1.1	2.4
Monday, January 27, 2014	22:50	0:10	29	40	32	25	636	7.4	288	-15		1.5	3.3
Monday, January 27, 2014	23:00	0:10	27	38	29	24	652	7.4	286	-15		1.5	3.9
Monday, January 27, 2014	23:10	0:10	29	39	31	26	535	7.2	284	-15		1.9	4.6
Monday, January 27, 2014	23:20	0:10	32	45	34	28	913	8.4	279	-15		1.7	5.0
Monday, January 27, 2014	23:30	0:10	32	47	35	28	952	8.3	277	-15		1.7	4.4
Monday, January 27, 2014	23:40	0:10	31	41	33	27	819	8.0	277	-15		1.9	5.7
Monday, January 27, 2014	23:50	0:10	32	45	33	27	902	8.2	275	-15		1.9	5.4
Tuesday, January 28, 2014	0:00	0:10	31	44	34	29	971	8.3	275	-16		1.9	4.6
Tuesday, January 28, 2014	0:10	0:10	31	39	33	28	1118	8.7	278	-16		1.9	5.2
Tuesday, January 28, 2014	0:20	0:10	32	41	34	29	992	8.4	277	-16		1.7	4.4
Tuesday, January 28, 2014	0:30	0:10	31	45	33	28	1033	8.5	279	-16		1.9	3.5
Tuesday, January 28, 2014	0:40	0:10	31	42	34	27	882	7.9	277	-16		1.1	3.9
Tuesday, January 28, 2014	0:50	0:10	29	42	31	27	672	7.7	275	-16		1.3	3.2
Tuesday, January 28, 2014	1:00	0:10	30	39	32	27	675	7.5	273	-17		1.3	3.3
Tuesday, January 28, 2014	1:10	0:10	30	38	32	27	697	7.4	276	-17		1.3	3.5
Tuesday, January 28, 2014	1:20	0:10	30	38	33	27	679	7.4	276	-17		1.1	3.3
Tuesday, January 28, 2014	1:30	0:10	30	41	32	27	543	6.9	276	-17		0.9	2.2
Tuesday, January 28, 2014	1:40	0:10	32	43	34	29	981	8.4	279	-17		0.9	3.2
Tuesday, January 28, 2014	1:50	0:10	31	44	33	28	779	7.7	280	-17		0.7	2.0
Tuesday, January 28, 2014	2:00	0:10	30	40	33	27	559	6.9	279	-17		0.9	3.2
Tuesday, January 28, 2014	2:10	0:10	30	37	32	27	741	7.8	280	-18		0.6	2.6
Tuesday, January 28, 2014	2:20	0:10	29	37	32	26	688	7.7	280	-18		0.6	1.3
Tuesday, January 28, 2014	2:30	0:10	29	37	31	26	622	7.4	278	-18		0.9	2.4
Tuesday, January 28, 2014	2:40	0:10	30	38	32	27	764	7.9	278	-18		1.5	2.8
Tuesday, January 28, 2014	2:50	0:10	31	51	33	28	797	7.7	279	-18		0.9	2.2
Tuesday, January 28, 2014	3:00	0:10	31	40	33	28	732	7.6	281	-18		0.9	2.2
Tuesday, January 28, 2014	3:10	0:10	30	42	33	27	615	7.1	280	-18		0.4	1.9
Tuesday, January 28, 2014	3:20	0:10	30	39	32	26	370	6.3	276	-18		0.4	1.7
Tuesday, January 28, 2014	3:30	0:10	29	37	31	26	375	6.3	271	-18		0.2	1.1
Tuesday, January 28, 2014	3:40	0:10	29	38	31	27	496	6.8	265	-19		0.7	2.0
Tuesday, January 28, 2014	3:50	0:10	29	37	31	25	386	6.3	264	-19		1.1	3.5
Tuesday, January 28, 2014	4:00	0:10	26	32	28	23	379	6.3	268	-18		0.9	2.2
Tuesday, January 28, 2014	4:10	0:10	28	39	30	24	546	6.9	264	-19		0.9	3.2
Tuesday, January 28, 2014	4:20	0:10	26	36	28	23	384	6.4	263	-19		0.7	3.0
Tuesday, January 28, 2014	4:30	0:10	24	33	25	22	177	5.1	258	-19		0.6	1.7
Tuesday, January 28, 2014	4:40	0:10	27	37	29	23	269	5.8	260	-19		1.1	3.3
Tuesday, January 28, 2014	4:50	0:10	31	38	33	28	546	7.2	252	-19		1.5	4.4
Tuesday, January 28, 2014	5:00	0:10	32	41	34	29	741	7.6	269	-19		1.1	3.2
Tuesday, January 28, 2014	5:10	0:10	32	47	34	29	993	8.3	270	-19		1.5	3.9
Tuesday, January 28, 2014	5:20	0:10	33	43	35	30	1238	9.1	268	-19		1.5	3.9
Tuesday, January 28, 2014	5:30	0:10	32	43	34	28	1280	9.1	267	-19		1.3	3.3
Tuesday, January 28, 2014	5:40	0:10	32	47	34	28	1164	8.8	263	-19		1.5	3.7
Tuesday, January 28, 2014	5:50	0:10	30	39	32	26	1032	8.7	270	-19		1.3	2.6
Tuesday, January 28, 2014	6:00	0:10	30	40	33	26	848	8.1	267	-19		1.5	3.2
Tuesday, January 28, 2014	6:10	0:10	34	50	37	28	1019	8.5	268	-19		1.5	3.9
Tuesday, January 28, 2014	6:20	0:10	33	44	36	29	1043	8.6	274	-19		1.5	3.2
Tuesday, January 28, 2014	6:30	0:10	33	42	35	29	939	8.3	270	-19		1.5	3.3
Tuesday, January 28, 2014	6:40	0:10	35	51	37	30	1133	9.1	267	-19		1.7	4.6
Tuesday, January 28, 2014	6:50	0:10	33	43	35	29	1180	9.0	267	-19		1.9	4.4
Tuesday, January 28, 2014	7:00	0:10	33	46	35	30	1239	9.1	267	-19		1.3	3.5
Tuesday, January 28, 2014	7:10	0:10	33	41	35	30	1219	9.1	267	-19		1.7	5.0
Tuesday, January 28, 2014	7:20	0:10	33	42	35	30	1634	10.0	266	-19		1.1	4.1
Tuesday, January 28, 2014	7:30	0:10	34	46	36	32	1835	10.9	267	-19		1.1	3.2
Tuesday, January 28, 2014	7:40	0:10	38	52	41	33	1609	10.1	264	-19		1.3	4.3
Tuesday, January 28, 2014	7:50	0:10	36	46	40	31	1604	10.0	269	-19		1.3	2.8
Tuesday, January 28, 2014	8:00	0:10	35	46	38	32	1358	9.4	268	-19		1.5	5.0
Tuesday, January 28, 2014	8:10	0:10	37	50	40	32	1406	9.6	271	-19		1.5	3.3
Tuesday, January 28, 2014	8:20	0:10	38	48	41	33	1652	10.6	275	-19		1.3	3.2
Tuesday, January 28, 2014	8:30	0:10	38	51	41	34	1764	10.8	273	-19		1.1	2.4
Tuesday, January 28, 2014	8:40	0:10	41	52	45	35	1910	11.9	272	-18		1.9	3.9
Tuesday, January 28, 2014	8:50	0:10	39	49	42	35	1929	12.4	275	-18		1.5	3.3
Tuesday, January 28, 2014	9:00	0:10	45	53	49	37	1919	12.1	277	-18		1.7	4.6
Tuesday, January 28, 2014	9:10	0:10	43	53	47	37	1984	13.5	277	-18		2.8	6.5
Tuesday, January 28, 2014	9:20	0:10	49	71	50	39	1992	13.8	275	-18		2.4	7.6
Tuesday, January 28, 2014	9:30	0:10	48	71	50	39	1898	12.1	277	-18		2.8	6.7
Tuesday, January 28, 2014	9:40	0:10	51	82	49	37	1948	12.5	283	-17		2.2	6.7
Tuesday, January 28, 2014	9:50	0:10	45	55	49	39	1888	12.1	284	-17		2.2	5.4
Tuesday, January 28, 2014	10:00	0:10	45	52	48	39	1935	12.6	281	-17		2.0	5.2
Tuesday, January 28, 2014	10:10	0:10	43	53	46	37	1977	12.2	277	-17		2.4	6.3
Tuesday, January 28, 2014	10:20	0:10	44	55	48	35	1337	9.4	282	-17		2.6	6.5
Tuesday, January 28, 2014	10:30	0:10	40	52	43	35	1528	10.1	293	-16		2.2	6.7
Tuesday, January 28, 2014	10:40	0:10	38	49	41	33	1002	8.5	297	-16		2.6	5.4
Tuesday, January 28, 2014	10:50	0:10	40	48	43	34	745	7.7	288	-16		2.4	6.5
Tuesday, January 28, 2014	11:00	0:10	38	50	41	32	709	7.6	283	-16		2.6	8.0
Tuesday, January 28, 2014	11:10	0:10	39	49	42	34	1117	8.8	283	-15		2.2	5.4
Tuesday, January 28, 2014	11:20	0:10	42	52	46	34	1559	10.2	286	-15		2.4	4.3
Tuesday, January 28, 2014	11:30	0:10	39	48	43	33	1258	9.3	297	-15		2.2	4.8
Tuesday, January 28, 2014	11:40	0:10	43	53	47	37	1104	9.1	281	-15		1.7	3.9
Tuesday, January 28, 2014	11:50	0:10	36	42	39	33	1704	10.6	280	-14		1.7	3.3
Tuesday, January 28, 2014	12:00	0:10	39	50	42	33	816	7.9	276	-14		1.7	4.4
Tuesday, January 28, 2014	12:10	0:10	40	53	43	33	689	7.5	288	-14		1.9	4.8
Tuesday, January 28, 2014	12:20	0:10	36	45	39	32	887	8.1	276	-14		1.7	4.1
Tuesday, January 28, 2014	12:30	0:10	36	49	38	32	676	7.4	268	-13		1.9	5.6
Tuesday, January 28, 2014	12:40	0:10	34	43	36	30	744	7.8	294	-13		1.9	4.1
Tuesday, January 28, 2014	12:50	0:10	34	47	36	29	773	7.5	278	-13		1.9	4.3
Tuesday, January 28, 2014	13:00	0:10	36	43	39	32	404	6.3	271	-13		1.5	3.9
Tuesday, January 28, 2014	13:10	0:10	34	49	37	29	186	5.3	258	-14		1.7	4.1
Tuesday, January 28, 2014	13:20	0:10	36	50	39	29	450	6.5	263	-14		1.9	4.1
Tuesday, January 28, 2014	13:30	0:10	31	43	33	28	452	6.6	277	-14		1.7	3.3
Tuesday, January 28, 2014	13:40	0:10	35	51	39	31	389	6.4	273	-13		1.7	4.4
Tuesday, January 28, 2014	13:50	0:10	37	55	39	31	362	6.3	279	-13		1.7	4.3
Tuesday, January 28, 2014	14:00	0:10	36	44	39	31	590	7.3	278	-13		1.3	2.6
Tuesday, January 28, 2014	14:10	0:10	33	47	36	29	566	6.9	270	-13		1.7	5.2
Tuesday, January 28, 2014	14:20	0:10	35	44	38	30	219	5.6	271	-13		1.1	2.4
Tuesday, January 28, 2014	14:30	0:10	31	42	34	26	303	6.0	266	-13		1.1	3.9
Tuesday, January 28, 2014	14:40	0:10	33	45	36	28	302	6.0	263	-13		1.5	3.3
Tuesday, January 28, 2014	14:50	0:10	33	44	37	27	205	5.4	259	-14		1.5	3.2
Tuesday, January 28, 2014	15:00	0:10	30	37	31	28	288	5.9	270	-14		1.1	2.6
Tuesday, January 28, 2014	15:10	0:10	29	37	31	27	232	5.7	266	-14		0.9	2.8
Tuesday, January 28, 2014	15:20</												

Table B-3: Location 1 Winter Compliance Evaluation

Date	Time	Duration	Leq	Lmax	L(10)	L(90)	WT N6	WT N6	Onsite Met	Onsite Met	NWS Plymouth	Loc. 6	Loc. 6
	Start Time	(min)	(dBA)	(dBA)	(dBA)	(dBA)	Output (kW)	HH WS (m/s)	WD @ 75m (degrees)	Temp. (°C)	Precip. Obs.	Avg. WS @ 2m (m/s)	Gust WS @ 2m (m/s)
Tuesday, January 28, 2014	15:40	0:10	28	40	32	23	366	6.2	240	-14		1.1	2.6
Tuesday, January 28, 2014	15:50	0:10	23	34	25	20	196	5.3	241	-14		1.1	3.0
Tuesday, January 28, 2014	16:00	0:10	22	31	24	19	176	5.2	247	-15		1.1	2.6
Tuesday, January 28, 2014	16:10	0:10	24	37	26	20	147	5.0	240	-15		0.7	2.6
Tuesday, January 28, 2014	16:20	0:10	45	63	38	23	316	5.9	239	-15		0.9	2.8
Tuesday, January 28, 2014	16:30	0:10	33	49	37	23	351	6.2	239	-15		0.9	2.2
Tuesday, January 28, 2014	16:40	0:10	30	51	33	24	908	8.4	240	-15		0.7	2.0
Tuesday, January 28, 2014	16:50	0:10	26	38	30	22	412	6.4	244	-15		0.6	1.5
Tuesday, January 28, 2014	17:00	0:10	26	40	28	20	194	5.2	244	-16		0.6	4.3
Tuesday, January 28, 2014	17:10	0:10	26	37	30	19	47	4.2	242	-16		0.4	1.9
Tuesday, January 28, 2014	17:20	0:10	26	43	28	19	71	4.4	244	-16		0.2	1.1
Tuesday, January 28, 2014	17:30	0:10	28	38	32	19	180	5.4	242	-16		0.4	1.1
Tuesday, January 28, 2014	17:40	0:10	26	38	29	21	207	5.5	237	-16		0.2	0.9
Tuesday, January 28, 2014	17:50	0:10	25	38	28	20	177	5.2	235	-16		0.6	1.3
Tuesday, January 28, 2014	18:00	0:10	27	41	31	19	100	4.7	237	-16		0.0	0.4
Tuesday, January 28, 2014	18:10	0:10	22	32	23	20	162	5.1	229	-16		0.4	1.3
Tuesday, January 28, 2014	18:20	0:10	26	37	29	20	237	5.7	235	-16		0.4	1.5
Tuesday, January 28, 2014	18:30	0:10	30	47	35	20	262	5.7	234	-16		0.4	1.1
Tuesday, January 28, 2014	18:40	0:10	26	37	30	20	198	5.4	228	-16		0.4	0.9
Tuesday, January 28, 2014	18:50	0:10	23	32	26	19	203	5.4	222	-16		0.4	2.0
Tuesday, January 28, 2014	19:00	0:10	21	30	23	19	97	4.6	203	-17		0.0	0.9
Tuesday, January 28, 2014	19:10	0:10	22	34	24	18	91	4.5	205	-17		0.2	2.2
Tuesday, January 28, 2014	19:20	0:10	23	32	25	20	29	3.9	209	-16		0.2	1.1
Tuesday, January 28, 2014	19:30	0:10	24	37	26	21	53	4.2	219	-16		0.2	0.9
Tuesday, January 28, 2014	19:40	0:10	29	44	31	21	78	4.5	229	-16		0.2	1.5
Tuesday, January 28, 2014	19:50	0:10	26	38	28	21	68	4.4	233	-16		0.0	0.7
Tuesday, January 28, 2014	20:00	0:10	22	25	23	21	26	4.0	239	-16		0.2	1.3
Tuesday, January 28, 2014	20:10	0:10	23	35	25	21	58	4.3	237	-17		0.0	0.7
Tuesday, January 28, 2014	20:20	0:10	25	35	26	22	79	4.5	240	-17		0.0	0.0
Tuesday, January 28, 2014	20:30	0:10	23	28	24	22	122	4.9	242	-17		0.0	0.0
Tuesday, January 28, 2014	20:40	0:10	28	40	30	24	59	4.3	244	-17		0.0	0.0
Tuesday, January 28, 2014	20:50	0:10	29	43	30	24	53	4.2	249	-17		0.2	1.1
Tuesday, January 28, 2014	21:00	0:10	27	40	29	23	139	5.0	253	-16		0.2	0.7
Tuesday, January 28, 2014	21:10	0:10	25	32	26	23	88	4.6	253	-16		0.2	0.6
Tuesday, January 28, 2014	21:20	0:10	24	29	25	22	67	4.3	258	-16		0.2	0.9
Tuesday, January 28, 2014	21:30	0:10	24	39	25	22	82	4.5	261	-16		0.2	0.9
Tuesday, January 28, 2014	21:40	0:10	24	32	25	22	175	5.2	257	-17		0.0	0.2
Tuesday, January 28, 2014	21:50	0:10	25	39	25	22	177	5.2	250	-17		0.0	0.0
Tuesday, January 28, 2014	22:00	0:10	23	46	23	21	110	4.7	249	-17		0.0	0.0
Tuesday, January 28, 2014	22:10	0:10	22	25	23	21	53	4.2	258	-17		0.2	0.7
Tuesday, January 28, 2014	22:20	0:10	23	27	24	22	45	4.1	257	-17		0.0	0.6
Tuesday, January 28, 2014	22:30	0:10	23	30	24	21	66	4.5	254	-16		0.0	0.4
Tuesday, January 28, 2014	22:40	0:10	23	30	23	22	40	4.2	252	-16		0.2	0.7
Tuesday, January 28, 2014	22:50	0:10	23	33	24	22	52	4.3	260	-16		0.0	0.2
Tuesday, January 28, 2014	23:00	0:10	22	28	23	21	21	3.9	262	-17		0.0	1.1
Tuesday, January 28, 2014	23:10	0:10	26	40	28	22	29	4.0	260	-16		0.0	0.0
Tuesday, January 28, 2014	23:20	0:10	28	44	26	21	27	4.0	257	-16		0.0	0.0
Tuesday, January 28, 2014	23:30	0:10	23	34	24	21	97	4.6	257	-17		0.2	0.9
Tuesday, January 28, 2014	23:40	0:10	22	25	23	21	169	5.1	260	-17		0.4	1.3
Tuesday, January 28, 2014	23:50	0:10	25	37	27	21	146	4.9	264	-17		0.4	1.3
Wednesday, January 29, 2014	0:00	0:10	26	44	26	21	108	4.7	264	-17		0.0	0.4
Wednesday, January 29, 2014	0:10	0:10	21	24	22	20	148	5.2	260	-17		0.0	0.0
Wednesday, January 29, 2014	0:20	0:10	24	40	25	20	173	5.3	259	-17		0.0	0.0
Wednesday, January 29, 2014	0:30	0:10	24	40	27	20	127	4.9	259	-17		0.0	0.0
Wednesday, January 29, 2014	0:40	0:10	21	33	22	20	124	4.9	249	-17		0.0	0.7
Wednesday, January 29, 2014	0:50	0:10	22	35	23	20	87	4.4	245	-16		0.0	0.0
Wednesday, January 29, 2014	1:00	0:10	21	23	21	20	-7	3.5	256	-16		0.2	0.7
Wednesday, January 29, 2014	1:10	0:10	28	44	29	21	18	3.9	254	-16		0.2	0.9
Wednesday, January 29, 2014	1:20	0:10	23	37	23	20	11	3.9	261	-17		0.0	0.0
Wednesday, January 29, 2014	1:30	0:10	22	32	23	20	38	4.2	268	-17		0.0	0.7
Wednesday, January 29, 2014	1:40	0:10	21	28	22	19	53	4.2	270	-17		0.0	0.0
Wednesday, January 29, 2014	1:50	0:10	19	22	20	19	-34	3.0	272	-17		0.2	0.7
Wednesday, January 29, 2014	2:00	0:10	23	35	23	21	-25	3.3	276	-17		0.2	0.9
Wednesday, January 29, 2014	2:10	0:10	29	46	30	21	34	3.9	277	-17		0.2	0.7
Wednesday, January 29, 2014	2:20	0:10	21	26	23	20	-8	3.4	278	-17		0.0	0.6
Wednesday, January 29, 2014	2:30	0:10	22	27	23	20	-9	3.4	273	-17		0.0	0.0
Wednesday, January 29, 2014	2:40	0:10	21	32	22	20	7	3.8	273	-17		0.0	0.0
Wednesday, January 29, 2014	2:50	0:10	21	24	21	20	-9	3.5	273	-17		0.0	0.0
Wednesday, January 29, 2014	3:00	0:10	22	31	23	20	29	4.2	277	-17		0.0	0.4
Wednesday, January 29, 2014	3:10	0:10	20	24	21	18	14	3.9	279	-17		0.0	0.2
Wednesday, January 29, 2014	3:20	0:10	19	28	20	19	-31	3.3	276	-17		0.0	0.0
Wednesday, January 29, 2014	3:30	0:10	20	23	21	19	-27	3.3	272	-17		0.0	0.0
Wednesday, January 29, 2014	3:40	0:10	20	23	21	19	-26	3.0	266	-17		0.0	0.0
Wednesday, January 29, 2014	3:50	0:10	21	28	21	20	-25	3.1	268	-17		0.0	0.0
Wednesday, January 29, 2014	4:00	0:10	21	28	21	20	-36	2.8	269	-17		0.0	0.0
Wednesday, January 29, 2014	4:10	0:10	23	38	24	20	-44	2.9	270	-17		0.0	0.0
Wednesday, January 29, 2014	4:20	0:10	21	27	22	20	-38	2.9	271	-17		0.0	0.0
Wednesday, January 29, 2014	4:30	0:10	20	32	22	19	-44	2.7	255	-18		0.0	0.0
Wednesday, January 29, 2014	4:40	0:10	20	24	21	19	-42	2.6	252	-18		0.2	1.1
Wednesday, January 29, 2014	4:50	0:10	20	24	20	19	-39	2.8	256	-17		0.0	0.6
Wednesday, January 29, 2014	5:00	0:10	22	37	23	19	-41	2.8	260	-17		0.0	0.4
Wednesday, January 29, 2014	5:10	0:10	20	27	22	19	-47	2.6	258	-17		0.0	0.0
Wednesday, January 29, 2014	5:20	0:10	27	39	31	20	-43	2.6	252	-18		0.0	0.0
Wednesday, January 29, 2014	5:30	0:10	22	33	23	19	-41	2.8	243	-18		0.0	0.0
Wednesday, January 29, 2014	5:40	0:10	24	38	24	20	-41	2.5	248	-18		0.0	0.0
Wednesday, January 29, 2014	5:50	0:10	23	42	24	20	-40	2.7	252	-18		0.0	0.0
Wednesday, January 29, 2014	6:00	0:10	27	40	31	21	-38	2.7	250	-18		0.0	0.0
Wednesday, January 29, 2014	6:10	0:10	24	35	26	21	-40	2.6	256	-19		0.0	0.0
Wednesday, January 29, 2014	6:20	0:10	31	43	35	23	-43	2.5	256	-19		0.0	0.0
Wednesday, January 29, 2014	6:30	0:10	28	40	31	22	-30	2.9	246	-19		0.0	0.0
Wednesday, January 29, 2014	6:40	0:10	31	49	35	21	-12	3.4	227	-19		0.0	0.6
Wednesday, January 29, 2014	6:50	0:10	24	45	25	21	-9	3.7	226	-19		0.2	0.6
Wednesday, January 29, 2014	7:00	0:10	28	41	32	21	-18	3.4	227	-19		0.0	0.4
Wednesday, January 29, 2014	7:10	0:10	39	58	35	25	9	3.7	221	-19		0.2	0.6
Wednesday, January 29, 2014	7:20	0:10	30	39	32	28	29	3.9	215	-18		0.2	0.7
Wednesday, January 29, 2014	7:30	0:10	33	43	36	30	48	4.2	218	-19		0.4	0.9
Wednesday, January 29, 2014	7:40	0:10	34	54	37	29	20	3.9	226	-19		0.4	0.9
Wednesday, January 29, 2014	7:50	0:10	30	44	32	29	-5	3.5	226	-19		0.4	0.7
Wednesday, January 29, 2014	8:00	0:10	32	40	34	30	-23	3.2	226	-19		0.2	1.9
Wednesday, January 29, 2014	8:10	0:10	32	43	35	29	-24	3.1	230	-18		0.6	2.2
Wednesday, January 29, 2014	8:20	0:10	30	40	31	29	-19	3.4	228	-17		0.4	1.5
Wednesday, January 29, 2014	8:30	0:10											

Table B-3: Location 1 Winter Compliance Evaluation

Date	Time	Duration	Leq	Lmax	L(10)	L(90)	WT N6	WT N6	Onsite Met	Onsite Met	NWS Plymouth	Loc. 6	Loc. 6
	Start Time	(min)	(dBA)	(dBA)	(dBA)	(dBA)	Output (kW)	HH WS (m/s)	WD @ 75m (degrees)	Temp. (°C)	Precip. Obs.	Avg. WS @ 2m (m/s)	Gust WS @ 2m (m/s)
Wednesday, January 29, 2014	8:40	0:10	29	34	30	29	75	4.5	225	-16		0.6	1.5
Wednesday, January 29, 2014	8:50	0:10	32	46	34	29	142	5.1	222	-16		0.9	3.0
Wednesday, January 29, 2014	9:00	0:10	31	39	33	29	149	5.2	224	-16		0.6	1.3
Wednesday, January 29, 2014	9:10	0:10	31	42	33	29	216	5.5	226	-16		0.6	2.2
Wednesday, January 29, 2014	9:20	0:10	31	39	32	29	270	5.9	229	-16		0.7	2.4
Wednesday, January 29, 2014	9:30	0:10	30	38	30	28	339	6.1	233	-15		1.1	3.7
Wednesday, January 29, 2014	9:40	0:10	30	38	32	29	169	5.2	235	-15		0.9	3.2
Wednesday, January 29, 2014	9:50	0:10	33	50	36	29	251	5.7	237	-15		1.3	3.0
Wednesday, January 29, 2014	10:00	0:10	34	43	38	30	571	7.1	222	-14		1.1	3.5
Wednesday, January 29, 2014	10:10	0:10	32	45	35	29	265	5.5	228	-14		1.5	3.2
Wednesday, January 29, 2014	10:20	0:10	34	47	36	30	241	5.6	238	-14		1.3	3.5
Wednesday, January 29, 2014	10:30	0:10	31	38	33	29	266	5.8	237	-13		1.1	2.6
Wednesday, January 29, 2014	10:40	0:10	30	48	31	28	242	5.7	235	-13		1.1	3.0
Wednesday, January 29, 2014	10:50	0:10	29	37	30	28	124	4.9	242	-13		1.1	3.0
Wednesday, January 29, 2014	11:00	0:10	35	47	37	30	309	6.1	244	-13		1.5	3.7
Wednesday, January 29, 2014	11:10	0:10	32	43	34	29	503	6.6	231	-13		1.3	2.6
Wednesday, January 29, 2014	11:20	0:10	30	36	34	28	337	6.2	238	-13		1.1	3.0
Wednesday, January 29, 2014	11:30	0:10	63	86	42	28	137	5.1	237	-12		1.7	3.5
Wednesday, January 29, 2014	11:40	0:10	32	45	36	28	117	4.8	241	-12		0.9	3.5
Wednesday, January 29, 2014	11:50	0:10	32	43	34	29	396	6.6	263	-12		1.1	3.3
Wednesday, January 29, 2014	12:00	0:10	34	45	35	30	463	6.5	250	-12		1.5	3.3
Wednesday, January 29, 2014	12:10	0:10	35	46	37	30	599	7.3	253	-12		1.3	3.3
Wednesday, January 29, 2014	12:20	0:10	33	48	35	29	435	6.4	238	-12		1.5	3.7
Wednesday, January 29, 2014	12:30	0:10	34	47	38	29	284	5.8	238	-12		1.3	3.5
Wednesday, January 29, 2014	12:40	0:10	34	46	37	29	340	6.2	236	-11		1.7	4.1
Wednesday, January 29, 2014	12:50	0:10	35	46	39	30	639	7.4	248	-11		1.1	3.5
Wednesday, January 29, 2014	13:00	0:10	34	44	37	29	405	6.4	239	-11		1.1	2.6
Wednesday, January 29, 2014	13:10	0:10	33	45	35	30	320	6.1	232	-11		1.5	4.4
Wednesday, January 29, 2014	13:20	0:10	33	44	36	30	286	6.1	240	-11		1.3	3.7
Wednesday, January 29, 2014	13:30	0:10	31	43	33	28	565	7.2	238	-11		1.3	3.0
Wednesday, January 29, 2014	13:40	0:10	33	49	37	28	323	6.1	241	-11		1.1	2.4
Wednesday, January 29, 2014	13:50	0:10	34	45	38	29	599	7.4	239	-11		1.1	3.3
Wednesday, January 29, 2014	14:00	0:10	41	51	45	31	726	7.9	233	-11		1.5	6.1
Wednesday, January 29, 2014	14:10	0:10	40	52	43	32	1671	10.6	233	-11		1.3	3.7
Wednesday, January 29, 2014	14:20	0:10	40	54	43	31	994	8.5	243	-11		1.9	4.6
Wednesday, January 29, 2014	14:30	0:10	39	49	43	33	1483	9.8	246	-11		1.9	3.2
Wednesday, January 29, 2014	14:40	0:10	39	57	42	34	1360	9.7	230	-10		1.1	4.8
Wednesday, January 29, 2014	14:50	0:10	38	45	41	32	1141	8.9	242	-10		2.0	5.6
Wednesday, January 29, 2014	15:00	0:10	37	48	41	31	1110	9.1	242	-11		1.9	5.0
Wednesday, January 29, 2014	15:10	0:10	40	48	43	36	1623	10.5	238	-11		2.2	5.2
Wednesday, January 29, 2014	15:20	0:10	42	52	45	35	1699	10.9	245	-11		2.0	5.2
Wednesday, January 29, 2014	15:30	0:10	40	49	43	35	1753	12.4	246	-11		1.5	4.1
Wednesday, January 29, 2014	15:40	0:10	39	48	42	33	1710	11.1	248	-11		1.7	6.5
Wednesday, January 29, 2014	15:50	0:10	41	52	45	34	1733	10.5	245	-11		1.7	4.8
Wednesday, January 29, 2014	16:00	0:10	34	42	37	31	1804	10.9	246	-11		1.9	5.0
Wednesday, January 29, 2014	16:10	0:10	36	45	38	30	1842	11.0	263	-12		1.7	4.3
Wednesday, January 29, 2014	16:20	0:10	37	47	40	31	1658	10.9	266	-12		1.3	4.1
Wednesday, January 29, 2014	16:30	0:10	42	53	45	34	1785	11.4	267	-13		1.7	5.0
Wednesday, January 29, 2014	16:40	0:10	37	48	41	32	1616	10.3	257	-13		1.5	4.4
Wednesday, January 29, 2014	16:50	0:10	38	50	42	29	1091	9.0	267	-13		1.5	4.6
Wednesday, January 29, 2014	17:00	0:10	34	45	38	30	1507	10.0	267	-13		1.3	3.3
Wednesday, January 29, 2014	17:10	0:10	37	49	40	31	1078	8.8	264	-14		1.3	4.1
Wednesday, January 29, 2014	17:20	0:10	32	43	34	28	1333	9.5	266	-14		1.3	3.0
Wednesday, January 29, 2014	17:30	0:10	30	37	32	28	1131	9.0	266	-14		1.5	3.7
Wednesday, January 29, 2014	17:40	0:10	29	37	31	26	772	7.9	268	-14		1.3	3.9
Wednesday, January 29, 2014	17:50	0:10	25	37	27	22	899	8.4	268	-14		1.5	3.5
Wednesday, January 29, 2014	18:00	0:10	29	41	31	25	1161	9.2	266	-14		1.5	3.7
Wednesday, January 29, 2014	18:10	0:10	31	41	34	27	1615	10.6	266	-14		1.3	3.2
Wednesday, January 29, 2014	18:20	0:10	31	38	33	27	1906	11.2	266	-14		1.7	3.3
Wednesday, January 29, 2014	18:30	0:10	32	45	34	28	1776	10.7	268	-15		1.9	4.6
Wednesday, January 29, 2014	18:40	0:10	28	37	30	25	1097	8.8	264	-15		1.5	3.3
Wednesday, January 29, 2014	18:50	0:10	30	43	32	26	761	8.0	259	-14		1.3	3.7
Wednesday, January 29, 2014	19:00	0:10	30	42	32	26	802	8.0	251	-14		1.3	3.3
Wednesday, January 29, 2014	19:10	0:10	29	37	31	26	1071	8.8	252	-15		0.9	2.8
Wednesday, January 29, 2014	19:20	0:10	35	46	38	28	1728	10.9	257	-15		1.3	3.5
Wednesday, January 29, 2014	19:30	0:10	34	47	38	28	1984	11.7	265	-15		1.5	3.9
Wednesday, January 29, 2014	19:40	0:10	32	43	35	29	1913	11.0	267	-15		1.5	3.5
Wednesday, January 29, 2014	19:50	0:10	36	57	36	28	1378	9.4	273	-15		1.7	3.3
Wednesday, January 29, 2014	20:00	0:10	29	41	32	26	716	7.5	256	-15		1.1	3.0
Wednesday, January 29, 2014	20:10	0:10	30	44	33	24	639	7.5	263	-15		1.1	3.3
Wednesday, January 29, 2014	20:20	0:10	29	46	31	26	971	8.5	266	-15		1.5	5.7
Wednesday, January 29, 2014	20:30	0:10	33	44	37	28	1658	10.5	267	-15		1.3	3.7
Wednesday, January 29, 2014	20:40	0:10	34	45	36	30	1831	11.4	267	-15		1.7	4.1
Wednesday, January 29, 2014	20:50	0:10	38	51	41	32	1802	11.2	267	-15		1.7	3.2
Wednesday, January 29, 2014	21:00	0:10	32	46	35	29	1579	10.2	260	-15		1.9	4.4
Wednesday, January 29, 2014	21:10	0:10	34	48	36	29	1224	9.2	251	-15		2.0	4.3
Wednesday, January 29, 2014	21:20	0:10	33	44	36	30	1510	10.0	260	-15		2.0	4.4
Wednesday, January 29, 2014	21:30	0:10	32	43	34	29	1381	9.5	256	-15		1.9	4.3
Wednesday, January 29, 2014	21:40	0:10	32	48	34	29	1085	8.7	247	-15		1.3	4.6
Wednesday, January 29, 2014	21:50	0:10	30	44	32	27	842	8.0	249	-15		1.3	4.8
Wednesday, January 29, 2014	22:00	0:10	31	44	33	28	1003	8.6	256	-16		1.7	3.2
Wednesday, January 29, 2014	22:10	0:10	30	42	32	27	834	8.1	265	-16		1.9	4.6
Wednesday, January 29, 2014	22:20	0:10	29	38	31	25	744	7.9	265	-15		2.0	4.8
Wednesday, January 29, 2014	22:30	0:10	30	41	32	27	953	8.3	263	-16		1.5	3.9
Wednesday, January 29, 2014	22:40	0:10	31	40	33	28	740	7.7	254	-16		1.7	3.7
Wednesday, January 29, 2014	22:50	0:10	30	43	33	24	902	8.0	267	-16		1.7	3.9
Wednesday, January 29, 2014	23:00	0:10	26	42	28	23	477	6.7	286	-16		1.9	4.3
Wednesday, January 29, 2014	23:10	0:10	24	32	26	21	144	4.5	274	-16		1.5	4.4
Wednesday, January 29, 2014	23:20	0:10	27	38	30	22	-43	2.5	267	-16		2.0	5.7
Wednesday, January 29, 2014	23:30	0:10	23	31	25	21	-42	2.1	271	-16		1.7	4.6
Wednesday, January 29, 2014	23:40	0:10	26	45	28	21	-41	1.8	266	-16		1.5	4.1
Wednesday, January 29, 2014	23:50	0:10	25	42	26	22	317	5.8	266	-16		1.3	3.3
Thursday, January 30, 2014	0:00	0:10	25	33	27	23	707	7.6	267	-16		1.3	4.4
Thursday, January 30, 2014	0:10	0:10	29	38	32	26	1183	8.9	271	-16		1.3	3.7
Thursday, January 30, 2014	0:20	0:10	31	41	33	28	1583	10.0	271	-16		1.1	3.0
Thursday, January 30, 2014	0:30	0:10	32	42	34	29	1721	10.1	272	-15		1.5	3.7
Thursday, January 30, 2014	0:40	0:10	32	40	35	28	1508	9.8	273	-15		1.9	4.4
Thursday, January 30, 2014	0:50	0:10	29	42	31	24	1125	8.9	273	-15		1.7	4.1
Thursday, January 30, 2014	1:00	0:10	29	41	32	24	1394	9.5	271	-15		1.7	4.3
Thursday, January 30, 2014	1:10	0:10	32	41	34	30	1800	10.8	271	-			

Table B-3: Location 1 Winter Compliance Evaluation

Date	Time	Duration	Leq	Lmax	L(10)	L(90)	WT N6	WT N6	Onsite Met	Onsite Met	NWS Plymouth	Loc. 6	Loc. 6
	Start Time	(min)	(dBA)	(dBA)	(dBA)	(dBA)	Output (kW)	HH WS (m/s)	WD @ 75m (degrees)	Temp. (°C)	Precip. Obs.	Avg. WS @ 2m (m/s)	Gust WS @ 2m (m/s)
Thursday, January 30, 2014	1:40	0:10	32	52	35	27	1350	9.4	264	-15		1.7	4.3
Thursday, January 30, 2014	1:50	0:10	29	42	31	26	1045	8.8	268	-15		1.9	3.9
Thursday, January 30, 2014	2:00	0:10	31	38	33	27	1170	9.0	267	-16		1.7	4.1
Thursday, January 30, 2014	2:10	0:10	33	42	36	29	1187	8.9	267	-15		1.7	4.8
Thursday, January 30, 2014	2:20	0:10	35	49	39	30	1139	8.9	266	-15		1.7	4.3
Thursday, January 30, 2014	2:30	0:10	33	48	32	26	487	6.5	261	-15		1.1	2.4
Thursday, January 30, 2014	2:40	0:10	26	40	27	22	93	4.2	264	-15		0.9	2.8
Thursday, January 30, 2014	2:50	0:10	25	43	28	21	63	3.9	268	-15		0.9	3.2
Thursday, January 30, 2014	3:00	0:10	22	30	24	21	104	4.6	267	-16		1.1	4.1
Thursday, January 30, 2014	3:10	0:10	25	33	27	23	170	4.9	268	-16		0.7	2.8
Thursday, January 30, 2014	3:20	0:10	27	34	30	25	897	8.2	269	-16		0.7	1.7
Thursday, January 30, 2014	3:30	0:10	29	39	31	26	1159	8.9	275	-16		0.4	1.9
Thursday, January 30, 2014	3:40	0:10	27	35	29	23	519	6.8	277	-16		1.1	3.0
Thursday, January 30, 2014	3:50	0:10	28	38	31	25	809	7.8	277	-16		1.3	3.3
Thursday, January 30, 2014	4:00	0:10	28	38	30	25	839	8.0	275	-15		1.1	2.8
Thursday, January 30, 2014	4:10	0:10	26	47	29	22	448	6.4	280	-16		0.7	2.0
Thursday, January 30, 2014	4:20	0:10	26	41	28	23	222	5.6	281	-16		0.7	3.5
Thursday, January 30, 2014	4:30	0:10	26	41	28	23	328	6.3	279	-16		0.6	3.2
Thursday, January 30, 2014	4:40	0:10	27	39	28	23	643	7.4	284	-16		0.4	2.2
Thursday, January 30, 2014	4:50	0:10	25	32	26	23	592	7.2	283	-16		0.9	2.8
Thursday, January 30, 2014	5:00	0:10	27	35	28	25	913	8.4	281	-16		1.3	4.1
Thursday, January 30, 2014	5:10	0:10	28	39	31	23	483	6.6	286	-16		0.9	2.8
Thursday, January 30, 2014	5:20	0:10	29	47	31	22	412	6.6	297	-16		0.7	2.2
Thursday, January 30, 2014	5:30	0:10	30	38	33	28	217	5.5	293	-16		0.6	2.0
Thursday, January 30, 2014	5:40	0:10	30	38	32	27	210	5.6	306	-16		0.0	0.7
Thursday, January 30, 2014	5:50	0:10	29	36	31	27	227	5.5	305	-16		0.4	1.7
Thursday, January 30, 2014	6:00	0:10	27	40	28	25	131	4.8	306	-16		1.3	2.0
Thursday, January 30, 2014	6:10	0:10	29	40	32	25	140	5.1	295	-16		1.3	3.0
Thursday, January 30, 2014	6:20	0:10	27	41	29	22	19	3.7	267	-17		1.1	2.4
Thursday, January 30, 2014	6:30	0:10	29	41	33	23	2	3.5	269	-16		1.3	2.4
Thursday, January 30, 2014	6:40	0:10	27	37	30	23	14	3.8	282	-17		1.1	2.2
Thursday, January 30, 2014	6:50	0:10	25	37	27	22	45	4.2	278	-17		1.1	2.6
Thursday, January 30, 2014	7:00	0:10	27	43	28	24	135	5.0	267	-17		0.9	1.9
Thursday, January 30, 2014	7:10	0:10	35	51	40	30	139	4.9	273	-16		0.7	1.9
Thursday, January 30, 2014	7:20	0:10	32	47	33	29	74	4.5	279	-17		0.2	1.3
Thursday, January 30, 2014	7:30	0:10	32	41	34	29	17	3.6	274	-16		0.6	1.5
Thursday, January 30, 2014	7:40	0:10	33	44	37	29	12	3.5	273	-16		0.7	1.7
Thursday, January 30, 2014	7:50	0:10	32	40	34	29	-18	3.2	261	-16		0.7	2.2
Thursday, January 30, 2014	8:00	0:10	34	48	36	29	1	3.4	254	-16		0.7	2.0
Thursday, January 30, 2014	8:10	0:10	34	46	36	30	58	4.2	259	-15		0.6	2.0
Thursday, January 30, 2014	8:20	0:10	30	38	32	29	17	3.6	260	-15		0.6	1.9
Thursday, January 30, 2014	8:30	0:10	30	39	31	29	-11	3.0	262	-15		0.6	2.0
Thursday, January 30, 2014	8:40	0:10	30	39	33	28	-41	1.8	269	-15		0.6	2.4
Thursday, January 30, 2014	8:50	0:10	30	35	31	29	-39	1.8	265	-14		0.7	3.2
Thursday, January 30, 2014	9:00	0:10	31	39	33	29	-30	3.2	253	-14		0.9	3.5
Thursday, January 30, 2014	9:10	0:10	39	55	39	29	22	3.9	237	-13		0.7	2.8
Thursday, January 30, 2014	9:20	0:10	30	35	31	28	35	4.1	233	-13		1.1	2.2
Thursday, January 30, 2014	9:30	0:10	29	45	31	28	64	4.2	241	-13		0.6	1.3
Thursday, January 30, 2014	9:40	0:10	29	37	29	27	32	3.8	263	-12		0.7	2.4
Thursday, January 30, 2014	9:50	0:10	28	35	29	27	36	3.9	263	-12		0.7	2.4
Thursday, January 30, 2014	10:00	0:10	28	35	29	27	-27	2.7	264	-12		0.9	2.6
Thursday, January 30, 2014	10:10	0:10	28	34	29	27	-42	2.4	265	-11		0.7	2.0
Thursday, January 30, 2014	10:20	0:10	31	40	33	28	-24	3.2	263	-11		0.7	2.0
Thursday, January 30, 2014	10:30	0:10	30	40	31	28	0	3.5	253	-10		0.9	2.8
Thursday, January 30, 2014	10:40	0:10	36	56	37	28	-42	2.6	222	-10		1.1	2.2
Thursday, January 30, 2014	10:50	0:10	36	50	39	27	-41	2.8	237	-9		0.7	2.2
Thursday, January 30, 2014	11:00	0:10	41	57	41	28	-26	2.9	249	-9		0.6	1.7
Thursday, January 30, 2014	11:10	0:10	30	36	32	27	28	3.9	228	-9		0.6	2.0
Thursday, January 30, 2014	11:20	0:10	28	36	31	27	-12	3.4	245	-9		0.7	2.2
Thursday, January 30, 2014	11:30	0:10	28	36	30	27	-38	2.9	282	-8		0.6	2.0
Thursday, January 30, 2014	11:40	0:10	30	45	30	26	-38	2.6	273	-8		1.1	2.4
Thursday, January 30, 2014	11:50	0:10	29	41	30	27	-27	3.1	237	-8		0.6	1.7
Thursday, January 30, 2014	12:00	0:10	29	37	30	27	2	3.6	209	-8		0.9	2.6
Thursday, January 30, 2014	12:10	0:10	28	48	29	27	17	3.8	212	-8		0.9	2.8
Thursday, January 30, 2014	12:20	0:10	30	37	32	28	7	3.6	208	-8		0.7	1.7
Thursday, January 30, 2014	12:30	0:10	29	39	31	27	52	4.3	192	-7		0.9	3.0
Thursday, January 30, 2014	12:40	0:10	28	37	29	26	91	4.3	215	-8		1.1	3.0
Thursday, January 30, 2014	12:50	0:10	29	43	31	26	-41	2.5	214	-8		0.9	3.0
Thursday, January 30, 2014	13:00	0:10	32	55	34	28	13	3.4	207	-7		0.9	2.4
Thursday, January 30, 2014	13:10	0:10	30	42	32	27	9	3.6	210	-7		1.1	2.8
Thursday, January 30, 2014	13:20	0:10	29	42	30	28	10	3.7	234	-7		0.9	2.2
Thursday, January 30, 2014	13:30	0:10	32	45	34	28	-31	2.9	238	-7		0.7	2.2
Thursday, January 30, 2014	13:40	0:10	29	39	30	27	-32	2.9	227	-6		1.1	3.0
Thursday, January 30, 2014	13:50	0:10	29	44	30	27	-2	3.5	228	-7		0.6	1.5
Thursday, January 30, 2014	14:00	0:10	29	55	30	27	-41	2.6	212	-7		0.9	2.6
Thursday, January 30, 2014	14:10	0:10	32	48	35	27	-39	3.1	223	-7		0.6	2.2
Thursday, January 30, 2014	14:20	0:10	36	52	37	27	-41	2.4	240	-7		0.4	1.3
Thursday, January 30, 2014	14:30	0:10	30	38	32	27	-41	1.9	213	-7		0.7	2.2
Thursday, January 30, 2014	14:40	0:10	29	40	31	26	-39	2.2	204	-7		0.7	2.0
Thursday, January 30, 2014	14:50	0:10	29	36	31	27	-39	2.3	206	-7		1.1	2.2
Thursday, January 30, 2014	15:00	0:10	29	48	30	27	-36	3.1	190	-6		0.9	1.9
Thursday, January 30, 2014	15:10	0:10	29	38	31	27	-29	2.7	188	-7		0.6	1.7
Thursday, January 30, 2014	15:20	0:10	29	47	31	27	-37	3.5	178	-7		0.4	1.7
Thursday, January 30, 2014	15:30	0:10	40	55	38	26	-12	4.2	172	-7		0.6	2.8
Thursday, January 30, 2014	15:40	0:10	26	34	28	23	23	4.7	188	-7		0.4	1.5
Thursday, January 30, 2014	15:50	0:10	24	38	26	20	27	3.8	185	-7		0.2	1.7
Thursday, January 30, 2014	16:00	0:10	24	34	27	20	-15	3.4	183	-7		0.0	0.6
Thursday, January 30, 2014	16:10	0:10	26	35	29	19	-39	2.3	184	-7		0.0	0.0
Thursday, January 30, 2014	16:20	0:10	26	40	30	21	-21	2.8	179	-8		0.4	1.7
Thursday, January 30, 2014	16:30	0:10	28	40	32	20	-39	3.0	172	-8		0.4	0.9
Thursday, January 30, 2014	16:40	0:10	27	42	30	19	-41	2.4	172	-8		0.0	0.6
Thursday, January 30, 2014	16:50	0:10	26	36	30	20	-45	2.2	169	-8		0.0	0.6
Thursday, January 30, 2014	17:00	0:10	24	38	28	19	-44	2.2	171	-9		0.0	0.0
Thursday, January 30, 2014	17:10	0:10	25	41	26	18	-43	1.8	175	-9		0.0	0.0
Thursday, January 30, 2014	17:20	0:10	27	35	32	21	-42	2.6	177	-9		0.0	0.0
Thursday, January 30, 2014	17:30	0:10	24	35	28	21	-38	3.8	175	-9		0.2	0.7
Thursday, January 30, 2014	17:40	0:10	27	42	29	20	-40	2.4	182	-9		0.2	0.7
Thursday, January 30, 2014	17:50	0:10	26	35	29	22	-39	2.9	181	-9		0.0	0.6
Thursday, January 30, 2014	18:00	0:10	29	39	33	22	-31	3.6	178	-10		0.0	0.0
Thursday, January 30, 2014	18:10	0:10	25	36	28	21	-42	3.1	175	-10		0.0	0.0
Thursday, January 30, 2014	18:20	0:10	22	31	24	20	-39	2.5	172	-10		0.2	0.7
Thursday, January 30, 2014	18:30	0:10	27	40	28	21	-36	2.6					

Table B-3: Location 1 Winter Compliance Evaluation

Date	Time	Duration	Leq	Lmax	L(10)	L(90)	WT N6	WT N6	Onsite Met	Onsite Met	NWS Plymouth	Loc. 6	Loc. 6
	Start Time	(min)	(dBA)	(dBA)	(dBA)	(dBA)	Output (kW)	HH WS (m/s)	WD @ 75m (degrees)	Temp. (°C)	Precip. Obs.	Avg. WS @ 2m (m/s)	Gust WS @ 2m (m/s)
Thursday, January 30, 2014	18:40	0:10	26	36	28	22	-37	2.9	165	-9		0.7	1.3
Thursday, January 30, 2014	18:50	0:10	30	45	33	24	-36	3.1	160	-9		0.2	0.6
Thursday, January 30, 2014	19:00	0:10	28	40	29	25	-37	3.3	157	-10		0.2	0.6
Thursday, January 30, 2014	19:10	0:10	27	36	30	24	-32	4.0	157	-10		0.0	0.0
Thursday, January 30, 2014	19:20	0:10	28	40	31	24	-32	2.9	161	-10		0.2	0.9
Thursday, January 30, 2014	19:30	0:10	26	36	29	23	-32	3.0	164	-10		0.0	0.2
Thursday, January 30, 2014	19:40	0:10	30	46	33	23	-31	2.9	167	-10		0.0	0.0
Thursday, January 30, 2014	19:50	0:10	21	26	23	20	-16	2.7	171	-10		0.2	0.7
Thursday, January 30, 2014	20:00	0:10	25	40	28	19	-17	2.5	170	-10		0.4	1.3
Thursday, January 30, 2014	20:10	0:10	25	35	28	20	-18	3.0	173	-10		0.4	1.1
Thursday, January 30, 2014	20:20	0:10	31	49	34	20	-17	3.2	171	-10		0.0	0.6
Thursday, January 30, 2014	20:30	0:10	24	37	26	21	-17	3.4	172	-10		0.0	0.0
Thursday, January 30, 2014	20:40	0:10	21	29	23	19	-17	2.9	174	-10		0.0	0.0
Thursday, January 30, 2014	20:50	0:10	24	35	26	20	-17	3.1	169	-10		0.0	0.0
Thursday, January 30, 2014	21:00	0:10	21	32	23	20	-18	3.1	164	-10		0.0	0.0
Thursday, January 30, 2014	21:10	0:10	25	36	28	21	-17	2.8	171	-10		0.0	0.0
Thursday, January 30, 2014	21:20	0:10	23	40	24	21	-17	2.6	174	-10		0.0	0.0
Thursday, January 30, 2014	21:30	0:10	25	41	27	22	-17	3.6	170	-10		0.0	0.7
Thursday, January 30, 2014	21:40	0:10	26	40	27	22	-17	3.4	166	-10		0.2	1.1
Thursday, January 30, 2014	21:50	0:10	21	34	22	19	-18	4.0	166	-10		0.2	1.3
Thursday, January 30, 2014	22:00	0:10	21	32	22	19	-17	3.8	175	-10		0.2	0.7
Thursday, January 30, 2014	22:10	0:10	20	29	22	18	-17	3.3	177	-11		0.0	0.0
Thursday, January 30, 2014	22:20	0:10	19	24	19	18	-16	2.9	179	-11		0.2	0.9
Thursday, January 30, 2014	22:30	0:10	19	29	20	18	-16	2.9	182	-10		0.0	0.4
Thursday, January 30, 2014	22:40	0:10	20	32	22	18	-18	3.2	184	-10		0.0	0.6
Thursday, January 30, 2014	22:50	0:10	20	29	21	18	-18	3.4	186	-10		0.0	0.0
Thursday, January 30, 2014	23:00	0:10	26	41	28	19	-18	3.8	186	-10		0.0	0.7
Thursday, January 30, 2014	23:10	0:10	27	40	31	21	-17	4.2	180	-10		0.2	1.5
Thursday, January 30, 2014	23:20	0:10	23	38	25	20	-19	4.3	182	-10		0.2	0.7
Thursday, January 30, 2014	23:30	0:10	24	34	26	22	-17	4.9	176	-10		0.2	1.1
Thursday, January 30, 2014	23:40	0:10	26	38	28	22	-17	5.1	181	-10		0.2	0.7
Thursday, January 30, 2014	23:50	0:10	24	34	25	21	-18	4.2	179	-10		0.2	1.3
Friday, January 31, 2014	0:00	0:10	26	40	29	21	-18	4.1	175	-10		0.4	1.7
Friday, January 31, 2014	0:10	0:10	23	34	24	20	-17	4.2	172	-11		0.0	0.7
Friday, January 31, 2014	0:20	0:10	23	32	26	20	-16	4.2	179	-11		0.2	0.6
Friday, January 31, 2014	0:30	0:10	22	32	23	19	-17	3.9	179	-11		0.2	0.7
Friday, January 31, 2014	0:40	0:10	24	35	26	21	-19	4.3	178	-10		0.2	0.7
Friday, January 31, 2014	0:50	0:10	25	39	26	22	-19	4.3	180	-10		0.2	0.9
Friday, January 31, 2014	1:00	0:10	27	43	28	22	-17	4.2	179	-10		0.4	0.9
Friday, January 31, 2014	1:10	0:10	24	31	26	23	-17	4.9	181	-10		0.4	1.5
Friday, January 31, 2014	1:20	0:10	24	38	26	19	-18	4.4	180	-10		0.0	0.4
Friday, January 31, 2014	1:30	0:10	21	37	21	18	-17	3.5	182	-10		0.6	1.7
Friday, January 31, 2014	1:40	0:10	21	37	20	18	-19	3.7	184	-10		0.7	2.0
Friday, January 31, 2014	1:50	0:10	30	52	30	19	65	4.5	192	-10		0.9	2.2
Friday, January 31, 2014	2:00	0:10	22	30	23	20	111	4.8	191	-10		1.1	3.7
Friday, January 31, 2014	2:10	0:10	22	29	24	20	197	5.4	186	-10		0.4	1.3
Friday, January 31, 2014	2:20	0:10	22	29	24	20	185	5.2	186	-10		0.2	0.9
Friday, January 31, 2014	2:30	0:10	20	26	22	18	49	4.1	187	-10		0.4	1.1
Friday, January 31, 2014	2:40	0:10	19	23	20	18	-11	3.3	184	-10		0.4	1.5
Friday, January 31, 2014	2:50	0:10	19	25	20	19	20	3.9	185	-10		0.4	1.1
Friday, January 31, 2014	3:00	0:10	20	27	21	19	18	3.9	191	-10		0.4	1.1
Friday, January 31, 2014	3:10	0:10	21	33	23	18	7	3.8	191	-10		0.0	0.6
Friday, January 31, 2014	3:20	0:10	20	25	21	18	78	4.7	187	-10		0.0	0.7
Friday, January 31, 2014	3:30	0:10	21	31	23	20	157	5.2	185	-10		0.4	0.9
Friday, January 31, 2014	3:40	0:10	23	39	26	19	109	4.7	191	-10		0.2	0.9
Friday, January 31, 2014	3:50	0:10	19	28	20	18	22	3.8	200	-10		0.0	0.9
Friday, January 31, 2014	4:00	0:10	18	22	18	17	-25	3.2	201	-10		0.0	0.9
Friday, January 31, 2014	4:10	0:10	19	26	20	17	-33	3.1	200	-10		0.2	1.1
Friday, January 31, 2014	4:20	0:10	19	25	20	18	-26	3.4	201	-10		0.4	1.5
Friday, January 31, 2014	4:30	0:10	19	26	20	18	19	4.0	202	-10		0.4	1.1
Friday, January 31, 2014	4:40	0:10	20	25	21	18	113	4.9	196	-10		0.2	1.3
Friday, January 31, 2014	4:50	0:10	21	27	22	19	139	4.9	192	-10		0.2	0.9
Friday, January 31, 2014	5:00	0:10	43	62	38	20	47	4.2	193	-10		0.2	1.3
Friday, January 31, 2014	5:10	0:10	21	32	23	18	-1	3.7	198	-10		0.0	0.0
Friday, January 31, 2014	5:20	0:10	23	36	26	18	-4	3.6	199	-10		0.4	0.9
Friday, January 31, 2014	5:30	0:10	30	43	35	19	1	3.9	203	-10		0.0	0.4
Friday, January 31, 2014	5:40	0:10	22	32	24	19	-30	3.2	210	-10		0.2	0.9
Friday, January 31, 2014	5:50	0:10	24	37	26	19	-41	3.1	216	-10		0.0	0.0
Friday, January 31, 2014	6:00	0:10	38	54	40	23	-35	3.2	218	-10		0.0	0.0
Friday, January 31, 2014	6:10	0:10	28	38	32	22	-33	3.2	219	-9		0.0	0.0
Friday, January 31, 2014	6:20	0:10	26	35	30	21	-38	2.0	219	-9		0.0	0.0
Friday, January 31, 2014	6:30	0:10	28	37	32	23	-37	1.0	219	-10		0.2	0.6
Friday, January 31, 2014	6:40	0:10	27	41	30	22	-36	0.9	223	-9		0.2	0.6
Friday, January 31, 2014	6:50	0:10	31	42	34	26	-37	1.7	228	-9		0.0	0.4
Friday, January 31, 2014	7:00	0:10	36	47	39	27	-36	1.6	228	-9		0.2	1.1
Friday, January 31, 2014	7:10	0:10	33	43	35	30	-35	1.4	230	-9		0.4	1.3
Friday, January 31, 2014	7:20	0:10	34	44	36	31	-31	2.0	233	-9		0.2	1.1
Friday, January 31, 2014	7:30	0:10	35	49	38	30	-31	2.8	262	-9		0.4	0.9
Friday, January 31, 2014	7:40	0:10	33	41	36	30	-37	3.2	255	-9		0.2	0.9
Friday, January 31, 2014	7:50	0:10	39	54	39	31	-41	2.5	249	-9		0.0	0.4
Friday, January 31, 2014	8:00	0:10	31	40	33	29	-38	2.7	244	-8		0.2	0.9
Friday, January 31, 2014	8:10	0:10	32	37	33	30	-39	2.8	243	-8		0.2	0.7
Friday, January 31, 2014	8:20	0:10	33	43	35	30	-40	2.8	241	-8		0.0	0.6
Friday, January 31, 2014	8:30	0:10	34	51	35	31	-12	3.2	237	-7		0.2	0.7
Friday, January 31, 2014	8:40	0:10	33	48	35	30	66	4.4	240	-7		0.4	1.3
Friday, January 31, 2014	8:50	0:10	32	38	33	30	142	5.0	247	-7		0.0	0.6
Friday, January 31, 2014	9:00	0:10	33	43	35	31	156	5.2	261	-7		0.0	0.9
Friday, January 31, 2014	9:10	0:10	33	41	35	31	202	5.6	265	-7		0.7	3.2
Friday, January 31, 2014	9:20	0:10	33	45	34	31	383	6.5	264	-7		1.5	3.2
Friday, January 31, 2014	9:30	0:10	33	45	35	31	365	6.4	264	-7		1.3	2.8
Friday, January 31, 2014	9:40	0:10	36	45	30	31	332	6.2	266	-7		1.3	3.2
Friday, January 31, 2014	9:50	0:10	43	59	44	32	530	7.2	266	-6		1.3	3.7
Friday, January 31, 2014	10:00	0:10	34	48	37	31	564	7.3	266	-6		1.1	3.2
Friday, January 31, 2014	10:10	0:10	33	50	34	31	434	6.6	267	-6		1.5	3.7
Friday, January 31, 2014	10:20	0:10	34	42	36	31	913	8.3	269	-5		1.3	3.3
Friday, January 31, 2014	10:30	0:10	35	45	37	33	1047	8.8	269	-5		1.5	4.6
Friday, January 31, 2014	10:40	0:10	36	49	39	32	899	8.2	279	-5		1.5	3.2
Friday, January 31, 2014	10:50	0:10	37	58	37	32	998	8.5	280	-5		1.5	3.9
Friday, January 31, 2014	11:00	0:10	42	69	42	32	723	7.5	277	-4		1.7	4.8
Friday, January 31, 2014	11:10	0:09	42	70	38	32	504	7.1	273	-4		1.5	3.9
Friday, January 31, 2014	11:20						693	7.7	280	-3		1.5	4.1
Friday, January 31, 2014	11:30						710	7.8	280	-3		1.5	3.

Table B-3: Location 1 Winter Compliance Evaluation

Date	Time	Duration	Leq	Lmax	L(10)	L(90)	WT N6	WT N6	Onsite Met	Onsite Met	NWS Plymouth	Loc. 6	Loc. 6
	Start Time	(min)	(dBA)	(dBA)	(dBA)	(dBA)	Output (kW)	HH WS (m/s)	WD @ 75m (degrees)	Temp. (°C)	Precip. Obs.	Avg. WS @ 2m (m/s)	Gust WS @ 2m (m/s)
Friday, January 31, 2014	11:40						545	7.0	278	-3		1.5	3.9
Friday, January 31, 2014	11:50						672	7.6	271	-3		1.5	3.5
Friday, January 31, 2014	12:00	0:10	36	44	39	32	371	6.2	276	-3		1.5	3.5
Friday, January 31, 2014	12:10	0:10	39	49	42	32	400	6.4	276	-2		1.3	3.2
Friday, January 31, 2014	12:20	0:10	38	44	41	34	433	6.7	265	-2		2.0	6.7
Friday, January 31, 2014	12:30	0:10	42	57	45	35	941	8.4	263	-2		1.3	3.9
Friday, January 31, 2014	12:40	0:10	39	52	42	34	405	6.6	268	-2		1.7	5.0
Friday, January 31, 2014	12:50	0:10	37	51	38	31	397	6.1	268	-2		1.5	4.6
Friday, January 31, 2014	13:00	0:10	34	43	36	30	216	5.5	275	-2		1.9	3.7
Friday, January 31, 2014	13:10	0:10	33	39	35	32	281	5.8	280	-1		0.9	2.6
Friday, January 31, 2014	13:20	0:10	36	45	38	33	670	7.7	282	-2		1.7	5.2
Friday, January 31, 2014	13:30	0:10	49	82	42	35	949	8.5	282	-2		1.9	4.4
Friday, January 31, 2014	13:40	0:10	39	48	41	34	1216	9.5	276	-2		1.7	3.7
Friday, January 31, 2014	13:50	0:10	40	50	43	37	1197	9.1	287	-1		1.5	5.2
Friday, January 31, 2014	14:00	0:10	42	56	44	37	1085	8.9	285	-2		1.5	3.3
Friday, January 31, 2014	14:10	0:10	38	47	40	36	1070	8.9	279	-2		2.0	4.8
Friday, January 31, 2014	14:20	0:10	38	45	40	35	984	8.4	281	-2		2.0	4.8
Friday, January 31, 2014	14:30	0:10	38	55	39	34	687	7.5	284	-2		1.7	3.7
Friday, January 31, 2014	14:40	0:10	36	41	37	34	845	8.2	283	-3		1.5	4.4
Friday, January 31, 2014	14:50	0:10	35	43	38	30	1065	8.7	280	-3		1.1	4.1
Friday, January 31, 2014	15:00	0:10	34	44	36	31	906	8.1	277	-3		1.1	3.2
Friday, January 31, 2014	15:10	0:10	34	43	37	31	492	6.9	280	-3		1.3	5.4
Friday, January 31, 2014	15:20	0:10	43	58	45	32	762	7.7	285	-3		1.5	3.7
Friday, January 31, 2014	15:30	0:10	36	47	38	33	917	8.4	283	-3		1.9	4.1
Friday, January 31, 2014	15:40	0:10	36	42	37	34	1102	8.8	286	-3		1.9	3.5
Friday, January 31, 2014	15:50	0:10	37	47	40	34	1000	8.5	286	-3		1.3	3.0
Friday, January 31, 2014	16:00	0:10	35	43	37	33	836	8.1	279	-3		1.1	2.4
Friday, January 31, 2014	16:10	0:10	35	44	37	32	770	7.8	279	-3		1.3	3.2
Friday, January 31, 2014	16:20	0:10	37	50	39	33	1042	8.6	277	-3		1.3	3.9
Friday, January 31, 2014	16:30	0:10	35	53	37	31	761	8.0	279	-3		1.5	3.2
Friday, January 31, 2014	16:40	0:10	34	42	36	32	866	8.1	279	-4		1.1	2.6
Friday, January 31, 2014	16:50	0:10	36	47	38	33	876	8.2	278	-4		1.1	2.8
Friday, January 31, 2014	17:00	0:10	37	48	40	32	905	8.3	279	-4		1.3	3.5
Friday, January 31, 2014	17:10	0:10	34	42	36	31	855	8.2	280	-4		1.5	3.2
Friday, January 31, 2014	17:20	0:10	33	42	35	30	825	8.1	286	-4		1.7	3.3
Friday, January 31, 2014	17:30	0:10	34	40	36	31	844	8.2	286	-4		1.9	3.3
Friday, January 31, 2014	17:40	0:10	36	52	37	32	894	8.2	276	-4		1.5	3.7
Friday, January 31, 2014	17:50	0:10	35	42	37	33	956	8.4	277	-4		1.5	3.5
Friday, January 31, 2014	18:00	0:10	36	44	38	33	1109	9.0	280	-4		1.5	4.1
Friday, January 31, 2014	18:10	0:10	34	41	36	31	979	8.5	279	-4		1.5	3.3
Friday, January 31, 2014	18:20	0:10	33	41	35	31	941	8.5	282	-4		1.7	3.9
Friday, January 31, 2014	18:30	0:10	34	41	36	31	931	8.4	284	-4		1.9	4.1
Friday, January 31, 2014	18:40	0:10	35	45	37	32	967	8.5	282	-4		1.9	4.4
Friday, January 31, 2014	18:50	0:10	35	43	37	32	995	8.6	282	-4		1.9	4.1
Friday, January 31, 2014	19:00	0:10	35	43	37	32	1214	9.0	276	-4		1.7	4.1
Friday, January 31, 2014	19:10	0:10	35	44	37	32	1122	8.9	278	-4		1.7	3.3
Friday, January 31, 2014	19:20	0:10	35	45	37	32	1103	8.9	279	-4		1.7	3.5
Friday, January 31, 2014	19:30	0:10	34	44	36	31	804	7.9	284	-5		1.3	2.8
Friday, January 31, 2014	19:40	0:10	32	42	34	30	527	7.0	287	-4		1.7	3.9
Friday, January 31, 2014	19:50	0:10	32	42	35	29	550	7.1	279	-5		0.9	3.2
Friday, January 31, 2014	20:00	0:10	33	41	35	30	563	7.2	277	-5		1.3	2.8
Friday, January 31, 2014	20:10	0:10	34	43	36	31	664	7.4	280	-5		1.3	2.8
Friday, January 31, 2014	20:20	0:10	34	43	35	31	715	7.7	274	-5		1.1	3.2
Friday, January 31, 2014	20:30	0:10	34	41	36	31	736	7.6	272	-5		1.1	2.4
Friday, January 31, 2014	20:40	0:10	35	43	37	31	718	7.7	275	-5		1.1	2.8
Friday, January 31, 2014	20:50	0:10	35	43	37	32	675	7.6	276	-5		1.3	3.0
Friday, January 31, 2014	21:00	0:10	35	41	37	32	631	7.2	279	-5		0.9	2.8
Friday, January 31, 2014	21:10	0:10	34	44	37	31	634	7.2	276	-5		0.9	2.4
Friday, January 31, 2014	21:20	0:10	34	42	37	31	606	7.2	275	-5		0.9	2.6
Friday, January 31, 2014	21:30	0:10	35	44	37	32	730	7.7	274	-5		1.3	2.8
Friday, January 31, 2014	21:40	0:10	35	42	37	32	686	7.6	278	-5		0.9	2.4
Friday, January 31, 2014	21:50	0:10	35	44	36	32	788	8.1	278	-5		0.9	3.2
Friday, January 31, 2014	22:00	0:10	35	42	37	32	754	7.9	275	-5		0.9	2.4
Friday, January 31, 2014	22:10	0:10	35	43	37	32	646	7.5	274	-5		0.6	1.9
Friday, January 31, 2014	22:20	0:10	35	42	37	32	520	7.0	274	-5		0.2	1.3
Friday, January 31, 2014	22:30	0:10	33	41	35	30	464	6.7	274	-5		0.2	1.7
Friday, January 31, 2014	22:40	0:10	37	52	37	30	459	6.8	274	-5		0.6	1.9
Friday, January 31, 2014	22:50	0:10	31	39	33	26	368	6.3	276	-5		0.6	2.4
Friday, January 31, 2014	23:00	0:10	30	41	33	26	309	6.1	273	-5		0.7	1.9
Friday, January 31, 2014	23:10	0:10	26	36	28	23	82	4.2	275	-6		0.6	2.0
Friday, January 31, 2014	23:20	0:10	25	34	27	22	-15	2.6	277	-6		0.4	1.1
Friday, January 31, 2014	23:30	0:10	29	44	31	22	-34	1.4	277	-6		0.4	1.5
Friday, January 31, 2014	23:40	0:10	23	29	25	21	-38	2.0	278	-6		0.4	1.9
Friday, January 31, 2014	23:50	0:10	22	28	23	20	-25	1.4	281	-6		0.2	2.2
Saturday, February 01, 2014	0:00	0:10	27	41	30	22	-23	1.6	280	-6		0.0	0.6
Saturday, February 01, 2014	0:10	0:10	23	33	25	21	-23	1.8	279	-6		0.2	0.7
Saturday, February 01, 2014	0:20	0:10	22	30	24	20	-21	1.6	276	-6		0.2	0.9
Saturday, February 01, 2014	0:30	0:10	23	29	24	21	-20	1.6	278	-5		0.6	1.7
Saturday, February 01, 2014	0:40	0:10	27	42	30	20	-19	1.7	277	-5		0.9	2.2
Saturday, February 01, 2014	0:50	0:10	21	27	22	20	-19	0.9	277	-5		0.7	2.2
Saturday, February 01, 2014	1:00	0:10	20	28	21	19	-19	1.3	277	-5		0.6	2.0
Saturday, February 01, 2014	1:10	0:10	20	25	21	19	-20	1.3	281	-5		0.4	1.5
Saturday, February 01, 2014	1:20	0:10	21	26	22	20	-20	1.1	284	-5		0.4	1.9
Saturday, February 01, 2014	1:30	0:10	26	42	25	20	-19	1.5	286	-5		0.4	2.6
Saturday, February 01, 2014	1:40	0:10	23	27	24	21	-21	2.6	287	-5		0.4	1.7
Saturday, February 01, 2014	1:50	0:10	22	30	24	20	-20	2.6	286	-5		0.2	1.3
Saturday, February 01, 2014	2:00	0:10	22	28	24	21	-33	2.5	280	-5		0.4	1.9
Saturday, February 01, 2014	2:10	0:10	21	25	23	20	-38	1.4	281	-6		0.2	1.5
Saturday, February 01, 2014	2:20	0:10	22	28	23	20	-38	1.7	280	-6		0.2	0.7
Saturday, February 01, 2014	2:30	0:10	23	30	25	21	-36	1.6	279	-6		0.4	0.9
Saturday, February 01, 2014	2:40	0:10	22	32	23	20	-38	1.6	278	-6		0.2	0.9
Saturday, February 01, 2014	2:50	0:10	22	28	23	20	-37	2.2	279	-6		0.2	0.9
Saturday, February 01, 2014	3:00	0:10	22	30	24	20	-24	2.3	279	-6		0.0	0.4
Saturday, February 01, 2014	3:10	0:10	22	27	23	20	-19	2.1	278	-6		0.2	0.7
Saturday, February 01, 2014	3:20	0:10	22	38	23	20	-20	2.7	277	-6		0.0	0.0
Saturday, February 01, 2014	3:30	0:10	23	35	24	22	-23	2.8	277	-6		0.2	0.7
Saturday, February 01, 2014	3:40	0:10	23	38	23	21	-34	2.2	276	-6		0.0	0.4
Saturday, February 01, 2014	3:50	0:10	23	37	23	19	-39	2.2	272	-6		0.2	0.7
Saturday, February 01, 2014	4:00	0:10	19	24	20	19	-38	2.3	265	-5		0.2	1.5
Saturday, February 01, 2014	4:10	0:10	21	34	24	18	-38	2.4	256	-5		0.4	2.0
Saturday, February 01, 2014	4:20	0:10	23	37	24	19	-39	2.5	258	-5		0.4	1.1
Saturday, February 01, 2014	4:30	0:10	23	38	24	20	-38	3.0	256</				

Table B-3: Location 1 Winter Compliance Evaluation

Date	Time	Duration	Leq	Lmax	L(10)	L(90)	WT N6	WT N6	Onsite Met	Onsite Met	NWS Plymouth	Loc. 6	Loc. 6
	Start Time	(min)	(dBA)	(dBA)	(dBA)	(dBA)	Output (kW)	HH WS (m/s)	WD @ 75m (degrees)	Temp. (°C)	Precip. Obs.	Avg. WS @ 2m (m/s)	Gust WS @ 2m (m/s)
Saturday, February 01, 2014	4:40	0:10	20	23	21	20	-43	2.6	260	-5		0.0	0.7
Saturday, February 01, 2014	4:50	0:10	20	22	20	18	-42	2.0	261	-5		0.0	0.9
Saturday, February 01, 2014	5:00	0:10	20	24	21	19	-39	2.5	260	-5		0.0	0.6
Saturday, February 01, 2014	5:10	0:10	23	37	24	19	-38	2.4	266	-6		0.2	1.9
Saturday, February 01, 2014	5:20	0:10	25	41	26	20	-26	2.5	264	-6		0.2	1.1
Saturday, February 01, 2014	5:30	0:10	25	36	27	21	-26	2.8	260	-6		0.2	0.9
Saturday, February 01, 2014	5:40	0:10	27	42	30	23	31	3.9	258	-6		0.2	1.3
Saturday, February 01, 2014	5:50	0:10	26	36	28	24	-3	3.5	262	-6		0.2	0.9
Saturday, February 01, 2014	6:00	0:10	26	36	28	23	-40	2.5	265	-6		0.0	0.2
Saturday, February 01, 2014	6:10	0:10	26	37	28	23	-37	2.7	268	-6		0.0	0.6
Saturday, February 01, 2014	6:20	0:10	26	40	29	22	-34	2.8	267	-7		0.4	0.9
Saturday, February 01, 2014	6:30	0:10	23	29	24	22	-42	2.7	266	-7		0.0	0.0
Saturday, February 01, 2014	6:40	0:10	28	44	31	22	-26	3.4	263	-6		0.0	0.0
Saturday, February 01, 2014	6:50	0:10	25	31	26	24	-40	3.0	261	-6		0.0	0.0
Saturday, February 01, 2014	7:00	0:10	28	40	30	24	-41	2.6	261	-7		0.0	0.0
Saturday, February 01, 2014	7:10	0:10	31	53	32	24	-40	2.6	261	-7		0.0	0.0
Saturday, February 01, 2014	7:20	0:10	33	46	38	25	-42	2.4	255	-6		0.0	0.0
Saturday, February 01, 2014	7:30	0:10	42	57	45	27	-40	2.2	249	-6		0.0	0.0
Saturday, February 01, 2014	7:40	0:10	29	41	33	24	-38	2.0	249	-6		0.0	0.0
Saturday, February 01, 2014	7:50	0:10	28	41	31	22	-40	1.4	255	-6		0.2	0.6
Saturday, February 01, 2014	8:00	0:10	33	48	36	24	-25	1.8	256	-6		0.0	0.7
Saturday, February 01, 2014	8:10	0:10	30	43	34	24	-24	2.3	255	-5		0.0	0.4
Saturday, February 01, 2014	8:20	0:10	29	37	32	24	-21	2.6	246	-5		0.0	0.0
Saturday, February 01, 2014	8:30	0:10	31	41	34	27	-21	2.7	244	-5		0.0	0.6
Saturday, February 01, 2014	8:40	0:10	31	43	33	27	-39	2.5	243	-5		0.2	0.7
Saturday, February 01, 2014	8:50	0:10	33	46	36	26	-8	3.6	228	-4		0.0	0.6
Saturday, February 01, 2014	9:00	0:10	31	43	34	26	-43	2.7	227	-4		0.4	1.1
Saturday, February 01, 2014	9:10	0:10	27	34	28	24	-38	2.9	217	-4		0.4	1.3
Saturday, February 01, 2014	9:20	0:10	31	43	36	24	-41	1.6	204	-3		0.2	0.9
Saturday, February 01, 2014	9:30	0:10	35	47	40	23	-39	1.0	196	-3		0.2	1.5
Saturday, February 01, 2014	9:40	0:10	35	47	38	24	-38	0.9	170	-3		0.7	1.5
Saturday, February 01, 2014	9:50	0:10	27	48	30	22	-39	0.6	160	-3		0.6	1.9
Saturday, February 01, 2014	10:00	0:10	26	38	29	21	-39	0.8	169	-3		0.7	1.5
Saturday, February 01, 2014	10:10	0:10	29	41	32	26	-24	1.0	192	-3		0.6	1.7
Saturday, February 01, 2014	10:20	0:10	30	40	31	27	-7	0.6	198	-3		0.4	1.1
Saturday, February 01, 2014	10:30	0:10	32	42	34	29	-1	0.8	202	-2		0.2	1.1
Saturday, February 01, 2014	10:40	0:10	33	43	39	25	0	1.0	229	-2		0.4	1.1
Saturday, February 01, 2014	10:50	0:10	28	36	31	25	-2	0.6	246	-2		0.2	0.9
Saturday, February 01, 2014	11:00	0:10	26	37	28	24	-1	0.9	254	-2		0.6	1.3
Saturday, February 01, 2014	11:10	0:10	28	39	31	25	0	0.9	252	-1		0.4	1.1
Saturday, February 01, 2014	11:20	0:10	26	34	29	24	-4	0.7	221	-1		0.6	1.1
Saturday, February 01, 2014	11:30	0:10	29	43	32	24	-2	1.2	231	-1		0.6	1.7
Saturday, February 01, 2014	11:40	0:10	29	40	33	22	0	1.2	211	-1		0.6	2.2
Saturday, February 01, 2014	11:50	0:10	28	40	31	22	0	2.1	230	-1		0.7	1.7
Saturday, February 01, 2014	12:00	0:10	27	38	31	22	-3	3.0	204	0		0.4	1.5
Saturday, February 01, 2014	12:10	0:10	32	43	37	23	-4	3.0	206	0		0.6	1.9
Saturday, February 01, 2014	12:20	0:10	26	37	29	21	-17	2.8	226	0		0.4	1.1
Saturday, February 01, 2014	12:30	0:10	26	40	29	23	-22	3.0	208	0		0.7	1.9
Saturday, February 01, 2014	12:40	0:10	25	33	28	22	-17	3.3	226	0		0.6	1.5
Saturday, February 01, 2014	12:50	0:10	25	33	27	21	-14	3.2	217	0		0.6	1.5
Saturday, February 01, 2014	13:00	0:10	26	36	28	22	13	3.6	202	0		0.9	2.2
Saturday, February 01, 2014	13:10	0:10	27	40	30	22	10	3.5	165	0		0.4	1.9
Saturday, February 01, 2014	13:20	0:10	28	38	31	23	6	3.5	187	0		0.7	1.5
Saturday, February 01, 2014	13:30	0:10	26	39	29	22	-10	3.2	173	0		0.4	1.7
Saturday, February 01, 2014	13:40	0:10	25	35	28	21	-18	3.2	178	0		0.7	2.0
Saturday, February 01, 2014	13:50	0:10	32	44	35	24	-2	3.4	152	0		0.6	1.7
Saturday, February 01, 2014	14:00	0:10	30	39	32	25	58	4.2	156	0		0.6	1.7
Saturday, February 01, 2014	14:10	0:10	30	38	33	24	74	4.2	143	0		0.2	1.1
Saturday, February 01, 2014	14:20	0:10	25	36	27	22	75	4.2	142	-1		0.4	1.3
Saturday, February 01, 2014	14:30	0:10	35	45	40	24	33	3.8	145	-1		0.7	1.9
Saturday, February 01, 2014	14:40	0:10	33	43	36	27	64	4.2	141	-1		0.9	1.9
Saturday, February 01, 2014	14:50	0:10	29	40	33	23	88	4.3	136	-1		1.1	2.8
Saturday, February 01, 2014	15:00	0:10	33	50	36	26	148	4.9	141	-1		0.7	2.0
Saturday, February 01, 2014	15:10	0:10	32	48	36	26	83	4.2	146	-1		0.9	2.2
Saturday, February 01, 2014	15:20	0:10	29	47	31	24	79	4.3	140	-1		0.7	1.5
Saturday, February 01, 2014	15:30	0:10	30	47	32	26	33	3.8	140	-1		0.9	2.4
Saturday, February 01, 2014	15:40	0:10	29	37	32	24	17	3.8	144	-1		0.6	1.7
Saturday, February 01, 2014	15:50	0:10	30	40	33	24	55	4.1	145	-1		0.7	1.7
Saturday, February 01, 2014	16:00	0:10	29	40	32	24	7	3.4	154	-1		0.4	1.9
Saturday, February 01, 2014	16:10	0:10	27	40	30	23	-26	2.2	159	-1		0.6	2.6
Saturday, February 01, 2014	16:20	0:10	31	39	34	27	-26	2.2	164	-2		0.9	2.4
Saturday, February 01, 2014	16:30	0:10	28	39	31	24	-11	2.8	157	-2		1.1	3.2
Saturday, February 01, 2014	16:40	0:10	31	47	35	25	-5	1.9	155	-2		0.6	1.9
Saturday, February 01, 2014	16:50	0:10	34	50	38	24	-6	2.9	148	-2		0.6	1.5
Saturday, February 01, 2014	17:00	0:10	26	37	29	22	-2	3.5	144	-2		0.7	1.7
Saturday, February 01, 2014	17:10	0:10	27	39	30	22	35	3.9	147	-2		0.7	1.7
Saturday, February 01, 2014	17:20	0:10	27	37	30	22	-5	3.5	148	-2		0.4	1.7
Saturday, February 01, 2014	17:30	0:10	26	35	29	22	16	3.8	156	-2		0.2	1.3
Saturday, February 01, 2014	17:40	0:10	29	40	32	22	83	4.5	157	-1		1.1	2.4
Saturday, February 01, 2014	17:50	0:10	28	38	31	24	19	3.5	162	-1		0.4	2.0
Saturday, February 01, 2014	18:00	0:10	28	36	30	25	-28	2.7	165	-2		0.0	1.5
Saturday, February 01, 2014	18:10	0:10	28	38	30	26	-28	2.6	166	-2		0.6	1.5
Saturday, February 01, 2014	18:20	0:10	44	73	39	28	-10	3.2	164	-2		0.9	2.4
Saturday, February 01, 2014	18:30	0:10	33	44	34	29	-8	3.3	160	-3		0.9	2.0
Saturday, February 01, 2014	18:40	0:10	31	40	33	29	-7	4.0	160	-3		0.9	1.7
Saturday, February 01, 2014	18:50	0:10	31	43	33	29	-7	4.6	162	-3	1	1.1	2.2
Saturday, February 01, 2014	19:00	0:10	34	46	37	30	-4	4.3	165	-3	1	0.6	2.0
Saturday, February 01, 2014	19:10	0:10	33	46	34	31	-1	3.9	165	-3	1	0.4	1.5
Saturday, February 01, 2014	19:20	0:10	34	45	35	31	-2	4.9	165	-2	1	0.7	2.2
Saturday, February 01, 2014	19:30	0:10	33	41	34	31	-1	4.7	163	-2	1	1.1	2.8
Saturday, February 01, 2014	19:40	0:10	33	42	35	32	-2	5.2	160	-2	1	1.1	2.4
Saturday, February 01, 2014	19:50	0:10	32	41	34	30	-1	4.4	156	-2	1	1.1	2.2
Saturday, February 01, 2014	20:00	0:10	32	39	34	30	-2	4.4	157	-2	1	1.1	2.6
Saturday, February 01, 2014	20:10	0:10	32	38	34	29	-3	4.4	159	-2	1	1.3	2.8
Saturday, February 01, 2014	20:20	0:10	31	38	33	28	-1	5.3	156	-2	1	1.1	2.8
Saturday, February 01, 2014	20:30	0:10	29	35	31	27	181	5.7	157	-2	1	0.6	1.7
Saturday, February 01, 2014	20:40	0:10	32	37	33	30	143	4.8	151	-2	1	0.9	2.0
Saturday, February 01, 2014	20:50	0:10	32	39	35	27	189	5.3	158	-3	1	0.9	3.2
Saturday, February 01, 2014	21:00	0:10	29	35	31	26	75	4.4	156	-3	1	1.5	4.3
Saturday, February 01, 2014	21:10	0:10	29	39	31	26	14	4.5	154	-3	1	1.3	2.4
Saturday, February 01, 2014	21:20	0:10	33	55	31	25	-27	4.1	154	-3	1	0.9	2.6
Saturday, February 01, 2014	21:30	0:10	29	47	31	23	-23	3.9	155	-3	1	0.9	1.9

Table B-3: Location 1 Winter Compliance Evaluation

Date	Time	Duration	Leq	Lmax	L(10)	L(90)	WT N6	WT N6	Onsite Met	Onsite Met	NWS Plymouth	Loc. 6	Loc. 6
	Start Time	(min)	(dBA)	(dBA)	(dBA)	(dBA)	Output (kW)	HH WS (m/s)	WD @ 75m (degrees)	Temp. (°C)	Precip. Obs.	Avg. WS @ 2m (m/s)	Gust WS @ 2m (m/s)
Saturday, February 01, 2014	21:40	0:10	26	31	27	24	45	3.9	154	-3	1	0.7	2.6
Saturday, February 01, 2014	21:50	0:10	29	37	32	25	52	4.0	157	-3	1	0.4	1.7
Saturday, February 01, 2014	22:00	0:10	31	37	33	29	-25	5.2	159	-3	1	0.9	3.3
Saturday, February 01, 2014	22:10	0:10	32	45	37	26	-25	4.5	162	-4		0.2	0.9
Saturday, February 01, 2014	22:20	0:10	29	42	32	22	-25	4.0	165	-4		0.0	0.6
Saturday, February 01, 2014	22:30	0:10	32	45	36	23	-24	4.4	168	-4		0.0	0.4
Saturday, February 01, 2014	22:40	0:10	25	44	28	21	-25	4.7	170	-3		0.0	1.1
Saturday, February 01, 2014	22:50	0:10	25	36	29	22	-24	5.2	167	-3		0.0	0.7
Saturday, February 01, 2014	23:00	0:10	25	38	28	22	-21	5.0	169	-3		0.0	0.6
Saturday, February 01, 2014	23:10	0:10	25	35	26	22	-20	5.4	173	-3		0.0	0.6
Saturday, February 01, 2014	23:20	0:10	27	36	29	24	-9	5.8	172	-3		0.2	0.9
Saturday, February 01, 2014	23:30	0:10	27	38	29	24	-1	5.3	170	-3		0.4	1.1
Saturday, February 01, 2014	23:40	0:10	29	47	28	20	-1	3.9	173	-3		0.2	1.3
Saturday, February 01, 2014	23:50	0:10	22	38	23	19	-1	3.6	177	-3		0.4	1.3
Sunday, February 02, 2014	0:00	0:10	24	42	27	19	-1	3.3	186	-3		0.0	0.6
Sunday, February 02, 2014	0:10	0:10	26	39	30	18	-2	3.5	189	-3		0.2	0.9
Sunday, February 02, 2014	0:20	0:10	20	32	22	18	34	4.1	192	-3		0.0	0.7
Sunday, February 02, 2014	0:30	0:10	21	35	22	18	45	4.8	192	-2		0.2	0.9
Sunday, February 02, 2014	0:40	0:10	20	28	21	19	100	4.7	193	-2		0.0	0.7
Sunday, February 02, 2014	0:50	0:10	20	30	21	19	80	4.5	195	-2		0.2	0.9
Sunday, February 02, 2014	1:00	0:10	20	29	21	19	65	4.3	193	-2		0.4	1.3
Sunday, February 02, 2014	1:10	0:10	20	26	21	18	43	4.2	201	-2		0.4	1.7
Sunday, February 02, 2014	1:20	0:10	21	28	22	19	67	4.3	204	-2		0.4	1.3
Sunday, February 02, 2014	1:30	0:10	25	43	27	19	12	3.7	206	-2	1	0.2	0.9
Sunday, February 02, 2014	1:40	0:10	21	33	23	18	-5	3.6	213	-2	1	0.2	0.9
Sunday, February 02, 2014	1:50	0:10	23	37	25	19	6	3.6	209	-2	1	0.2	0.7
Sunday, February 02, 2014	2:00	0:10	20	28	22	19	27	3.8	203	-2	1	0.2	1.1
Sunday, February 02, 2014	2:10	0:10	20	28	21	18	4	3.5	206	-2	1	0.0	0.6
Sunday, February 02, 2014	2:20	0:10	19	30	20	18	-9	3.5	211	-2	1	0.0	0.6
Sunday, February 02, 2014	2:30	0:10	19	22	19	18	-13	3.6	207	-2		0.0	0.7
Sunday, February 02, 2014	2:40	0:10	22	32	24	19	19	4.0	212	-2		0.0	0.6
Sunday, February 02, 2014	2:50	0:10	19	24	20	18	16	3.8	214	-2		0.2	0.7
Sunday, February 02, 2014	3:00	0:10	19	22	20	18	-13	3.4	217	-2		0.0	0.0
Sunday, February 02, 2014	3:10	0:10	18	21	19	17	-27	2.7	218	-1		0.0	0.6
Sunday, February 02, 2014	3:20	0:10	18	20	19	18	-27	2.5	224	-2		0.0	0.0
Sunday, February 02, 2014	3:30	0:10	20	24	21	19	-26	2.4	222	-1	1	0.0	0.0
Sunday, February 02, 2014	3:40	0:10	20	23	20	18	-26	2.1	224	-1	1	0.0	0.0
Sunday, February 02, 2014	3:50	0:10	18	21	19	17	-25	1.9	225	-1	1	0.0	0.6
Sunday, February 02, 2014	4:00	0:10	19	28	21	18	-26	2.6	221	-1	1	0.2	0.6
Sunday, February 02, 2014	4:10	0:10	19	30	20	17	-25	1.6	225	-1	1	0.2	0.9
Sunday, February 02, 2014	4:20	0:10	19	31	20	17	-23	1.6	229	-1	1	0.2	0.9
Sunday, February 02, 2014	4:30	0:10	19	29	19	18	-24	0.9	226	-1	1	0.2	0.7
Sunday, February 02, 2014	4:40	0:10	20	28	21	18	-24	1.2	234	-1	1	0.0	0.0
Sunday, February 02, 2014	4:50	0:10	22	38	23	18	-24	1.8	232	-1	1	0.2	0.7
Sunday, February 02, 2014	5:00	0:10	20	24	21	19	-22	0.6	249	-1	1	0.0	0.0
Sunday, February 02, 2014	5:10	0:10	20	29	21	19	-21	1.2	249	-1	1	0.2	0.9
Sunday, February 02, 2014	5:20	0:10	21	32	23	18	-20	1.9	245	0	1	0.0	0.7
Sunday, February 02, 2014	5:30	0:10	20	25	21	19	-19	2.2	252	0	1	0.0	0.7
Sunday, February 02, 2014	5:40	0:10	24	35	28	19	-20	2.8	247	0	1	0.0	0.7
Sunday, February 02, 2014	5:50	0:10	24	33	27	21	-21	3.0	265	0	1	0.4	0.9
Sunday, February 02, 2014	6:00	0:10	23	32	25	22	-26	2.6	260	-1	1	0.2	0.9
Sunday, February 02, 2014	6:10	0:10	28	39	32	22	-9	3.4	253	0	1	0.2	0.9
Sunday, February 02, 2014	6:20	0:10	26	38	28	24	58	4.4	254	0	1	0.0	0.6
Sunday, February 02, 2014	6:30	0:10	26	43	28	24	87	4.3	268	0	1	0.0	0.7
Sunday, February 02, 2014	6:40	0:10	33	52	36	23	-25	1.9	260	0	1	0.0	0.9
Sunday, February 02, 2014	6:50	0:10	30	42	33	24	-24	2.2	252	0	1	0.2	0.6
Sunday, February 02, 2014	7:00	0:10	24	34	26	22	-23	2.4	254	0	1	0.2	0.7
Sunday, February 02, 2014	7:10	0:10	30	48	33	24	-19	3.1	263	0	1	0.0	0.0
Sunday, February 02, 2014	7:20	0:10	36	53	39	26	-24	2.9	263	0	1	0.0	0.4
Sunday, February 02, 2014	7:30	0:10	44	58	48	29	-7	3.3	267	0	1	0.2	0.7
Sunday, February 02, 2014	7:40	0:10	29	41	32	25	130	5.0	272	1	1	0.2	1.1
Sunday, February 02, 2014	7:50	0:10	28	41	30	25	219	5.4	272	0	1	0.2	0.9
Sunday, February 02, 2014	8:00	0:10	29	42	33	23	153	5.1	275	1	1	0.2	0.9
Sunday, February 02, 2014	8:10	0:10	34	44	36	29	146	5.0	273	1	1	0.0	0.9
Sunday, February 02, 2014	8:20	0:10	32	39	34	28	278	5.9	272	1	1	0.2	1.3
Sunday, February 02, 2014	8:30	0:10	30	38	32	27	280	6.0	277	1	1	0.6	1.9
Sunday, February 02, 2014	8:40	0:10	29	35	31	27	282	5.9	284	1	1	0.2	1.7
Sunday, February 02, 2014	8:50	0:10	33	40	36	29	243	5.6	282	1	1	0.7	1.7
Sunday, February 02, 2014	9:00	0:10	32	43	34	28	366	6.3	281	1	1	0.6	2.2
Sunday, February 02, 2014	9:10	0:10	31	38	33	27	285	5.9	294	2	1	0.2	1.1
Sunday, February 02, 2014	9:20	0:10	32	41	35	29	285	5.7	287	2	1	0.2	0.9
Sunday, February 02, 2014	9:30	0:10	33	43	36	29	228	5.4	276	2		0.7	1.7
Sunday, February 02, 2014	9:40	0:10	35	43	37	31	456	6.8	276	2		0.6	1.5
Sunday, February 02, 2014	9:50	0:10	35	60	37	31	431	6.4	278	2		1.1	3.0
Sunday, February 02, 2014	10:00	0:10	36	52	38	32	456	6.7	276	2		1.1	2.6
Sunday, February 02, 2014	10:10	0:10	35	55	37	29	440	6.7	273	2		0.9	3.3
Sunday, February 02, 2014	10:20	0:10	33	59	35	28	210	5.2	280	2		0.4	2.2
Sunday, February 02, 2014	10:30	0:10	31	58	33	28	75	4.0	284	2		0.4	1.9
Sunday, February 02, 2014	10:40	0:10	28	39	31	25	43	3.6	282	2		0.7	1.9
Sunday, February 02, 2014	10:50	0:10	30	54	32	26	47	3.6	283	2		0.7	1.7
Sunday, February 02, 2014	11:00	0:10	30	49	33	26	8	3.2	289	1		0.6	1.9
Sunday, February 02, 2014	11:10	0:10	29	38	32	25	-11	2.4	286	1		0.9	2.2
Sunday, February 02, 2014	11:20	0:10	31	44	34	25	-8	2.3	293	2		0.9	3.0
Sunday, February 02, 2014	11:30	0:10	29	43	32	25	-5	2.9	290	2		1.1	2.2
Sunday, February 02, 2014	11:40	0:10	33	53	36	26	7	3.1	280	2		1.3	3.3
Sunday, February 02, 2014	11:50	0:10	31	44	34	24	19	3.4	279	2		1.3	2.6
Sunday, February 02, 2014	12:00	0:10	28	38	30	25	44	3.7	281	2		1.1	3.0
Sunday, February 02, 2014	12:10	0:10	29	39	32	26	89	4.3	284	2		1.3	3.2
Sunday, February 02, 2014	12:20	0:10	38	54	40	25	107	4.5	274	2		1.1	2.4
Sunday, February 02, 2014	12:30	0:10	28	37	30	24	118	4.8	277	2		1.3	3.3
Sunday, February 02, 2014	12:40	0:10	31	41	34	25	257	5.8	282	2		0.7	2.4
Sunday, February 02, 2014	12:50	0:10	28	42	29	23	165	5.0	287	1		0.9	3.0
Sunday, February 02, 2014	13:00	0:10	27	38	30	23	119	4.6	286	2		0.7	2.0
Sunday, February 02, 2014	13:10	0:10	30	44	34	25	216	5.5	285	1		0.6	1.9
Sunday, February 02, 2014	13:20	0:10	28	43	31	22	94	4.3	287	1		0.9	2.4
Sunday, February 02, 2014	13:30	0:10	27	38	30	22	43	3.6	281	1		0.7	2.2
Sunday, February 02, 2014	13:40	0:10	27	41	30	22	6	3.0	280	1		0.9	1.9
Sunday, February 02, 2014	13:50	0:10	31	42	34	24	70	4.4	268	2		0.6	1.7
Sunday, February 02, 2014	14:00	0:10	30	44	33	26	138	4.8	290	2		0.7	3.0
Sunday, February 02, 2014	14:10	0:10	29	46	31	25	174	5.1	291	1		0.9	2.6
Sunday, February 02, 2014	14:20	0:10	30	39	33	25	169	5.2	296	1		0.6	2.4
Sunday, February 02, 2014	14:30	0:10	30	39	3								

Table B-3: Location 1 Winter Compliance Evaluation

Date	Time	Duration	Leq	Lmax	L(10)	L(90)	WT N6	WT N6	Onsite Met	Onsite Met	NWS Plymouth	Loc. 6	Loc. 6
	Start Time	(min)	(dBA)	(dBA)	(dBA)	(dBA)	Output (kW)	HH WS (m/s)	WD @ 75m (degrees)	Temp. (°C)	Precip. Obs.	Avg. WS @ 2m (m/s)	Gust WS @ 2m (m/s)
Sunday, February 02, 2014	14:40	0:10	30	38	33	25	134	4.7	303	1		0.6	1.9
Sunday, February 02, 2014	14:50	0:10	38	55	34	27	182	4.9	304	1		0.6	1.9
Sunday, February 02, 2014	15:00	0:10	32	42	36	27	233	5.3	301	1		0.4	1.5
Sunday, February 02, 2014	15:10	0:10	31	48	33	28	257	5.7	305	0		0.4	1.7
Sunday, February 02, 2014	15:20	0:10	35	51	39	29	265	5.7	305	0		0.4	1.7
Sunday, February 02, 2014	15:30	0:10	32	39	34	29	368	6.3	303	0		0.4	1.3
Sunday, February 02, 2014	15:40	0:10	32	38	34	30	376	6.2	306	0		0.4	1.5
Sunday, February 02, 2014	15:50	0:10	32	39	34	29	336	6.1	307	0		0.4	1.5
Sunday, February 02, 2014	16:00	0:10	31	40	32	29	357	6.2	307	0		0.6	2.0
Sunday, February 02, 2014	16:10	0:10	32	40	34	29	443	6.8	309	0		0.6	1.3
Sunday, February 02, 2014	16:20	0:10	31	48	33	29	372	6.2	311	0		0.4	1.5
Sunday, February 02, 2014	16:30	0:10	33	49	35	27	252	5.5	310	0		0.2	0.9
Sunday, February 02, 2014	16:40	0:10	31	48	33	26	228	5.3	306	0		0.2	1.3
Sunday, February 02, 2014	16:50	0:10	29	41	32	24	186	5.1	307	0		0.2	0.9
Sunday, February 02, 2014	17:00	0:10	28	37	31	25	209	5.3	304	-1		0.4	1.3
Sunday, February 02, 2014	17:10	0:10	30	40	31	27	248	5.5	307	-1		0.2	0.7
Sunday, February 02, 2014	17:20	0:10	30	38	32	27	284	5.9	312	-1		0.6	1.7
Sunday, February 02, 2014	17:30	0:10	30	38	33	27	359	6.1	305	-1		0.6	1.9
Sunday, February 02, 2014	17:40	0:10	32	39	34	29	405	6.3	311	-1		0.7	2.0
Sunday, February 02, 2014	17:50	0:10	33	40	36	29	329	6.1	305	-1		0.7	2.0
Sunday, February 02, 2014	18:00	0:10	29	37	31	26	262	5.6	316	-1		0.7	1.9
Sunday, February 02, 2014	18:10	0:10	30	37	32	28	234	5.4	306	-1		0.9	1.9
Sunday, February 02, 2014	18:20	0:10	32	39	34	30	173	5.1	308	-1		0.7	2.2
Sunday, February 02, 2014	18:30	0:10	36	44	38	33	169	5.1	307	-1		0.7	2.2
Sunday, February 02, 2014	18:40	0:10	35	41	37	30	194	5.3	316	-1		0.7	2.0
Sunday, February 02, 2014	18:50	0:10	28	34	30	26	197	5.3	315	-1	1	1.1	2.2
Sunday, February 02, 2014	19:00	0:10	28	34	30	26	172	5.0	317	-1	1	0.9	2.0
Sunday, February 02, 2014	19:10	0:10	28	35	29	25	129	4.8	319	-1	1	0.7	1.9
Sunday, February 02, 2014	19:20	0:10	26	40	28	23	89	4.4	318	-1	1	0.6	1.5
Sunday, February 02, 2014	19:30	0:10	27	35	30	23	97	4.5	319	-1	1	0.6	1.9
Sunday, February 02, 2014	19:40	0:10	27	46	28	23	68	4.2	324	-1	1	0.4	2.4
Sunday, February 02, 2014	19:50	0:10	26	38	27	25	75	4.4	325	-1		0.7	2.4
Sunday, February 02, 2014	20:00	0:10	28	40	30	24	97	4.5	321	-1		0.4	1.7
Sunday, February 02, 2014	20:10	0:10	27	35	29	24	67	4.0	324	-1		0.7	3.2
Sunday, February 02, 2014	20:20	0:10	26	33	27	23	64	4.2	321	-2		0.2	0.9
Sunday, February 02, 2014	20:30	0:10	29	37	31	25	98	4.7	320	-2		0.4	2.0
Sunday, February 02, 2014	20:40	0:10	33	40	35	31	177	5.1	316	-2		0.6	2.4
Sunday, February 02, 2014	20:50	0:10	34	42	35	31	243	5.7	321	-2		0.6	1.7
Sunday, February 02, 2014	21:00	0:10	33	41	35	30	222	5.4	322	-2		0.6	1.7
Sunday, February 02, 2014	21:10	0:10	33	39	35	31	294	6.1	318	-2		0.7	2.2
Sunday, February 02, 2014	21:20	0:10	32	38	34	30	199	5.5	316	-2		0.7	1.9
Sunday, February 02, 2014	21:30	0:10	34	39	35	31	290	5.9	313	-2		0.6	1.9
Sunday, February 02, 2014	21:40	0:10	34	41	35	32	313	6.1	319	-2		0.9	2.2
Sunday, February 02, 2014	21:50	0:10	34	40	36	31	300	5.9	318	-2		0.7	2.4
Sunday, February 02, 2014	22:00	0:10	33	40	35	31	330	6.1	321	-2		0.6	1.7
Sunday, February 02, 2014	22:10	0:10	34	42	36	32	405	6.5	320	-3		0.7	2.0
Sunday, February 02, 2014	22:20	0:10	34	42	36	32	283	5.6	324	-3		0.7	2.2
Sunday, February 02, 2014	22:30	0:10	34	42	36	32	246	5.7	321	-3		0.7	2.2
Sunday, February 02, 2014	22:40	0:10	34	43	37	31	354	6.1	318	-3		1.1	2.4
Sunday, February 02, 2014	22:50	0:10	37	44	39	34	397	6.1	313	-3		1.1	2.8
Sunday, February 02, 2014	23:00	0:10	36	42	38	34	533	7.1	322	-3		1.3	4.1
Sunday, February 02, 2014	23:10	0:10	38	43	40	35	601	7.3	327	-3		0.9	3.2
Sunday, February 02, 2014	23:20	0:10	41	48	44	36	1156	8.7	326	-4		0.9	2.4
Sunday, February 02, 2014	23:30	0:10	40	52	41	37	883	7.9	328	-4		1.5	4.4
Sunday, February 02, 2014	23:40	0:10	42	47	44	38	598	7.2	326	-4		0.9	3.0
Sunday, February 02, 2014	23:50	0:10	42	54	43	37	639	7.2	323	-4		1.3	4.8
Monday, February 03, 2014	0:00	0:10	39	47	42	35	918	8.2	325	-5		1.3	4.3
Monday, February 03, 2014	0:10	0:10	42	53	45	35	764	7.4	326	-5		1.3	5.2
Monday, February 03, 2014	0:20	0:10	38	46	40	35	775	7.7	327	-5		1.1	3.5
Monday, February 03, 2014	0:30	0:10	38	45	41	35	698	7.3	323	-5		1.1	2.8
Monday, February 03, 2014	0:40	0:10	38	47	41	35	561	6.8	327	-5		1.3	4.1
Monday, February 03, 2014	0:50	0:10	36	43	39	34	579	6.8	324	-5		0.9	2.6
Monday, February 03, 2014	1:00	0:10	37	44	39	35	984	8.0	321	-5		1.1	3.7
Monday, February 03, 2014	1:10	0:10	38	45	41	35	602	6.9	318	-6		1.1	3.3
Monday, February 03, 2014	1:20	0:10	37	43	40	34	471	6.3	316	-6		1.3	4.1
Monday, February 03, 2014	1:30	0:10	38	48	42	34	323	5.5	321	-6		0.9	3.0
Monday, February 03, 2014	1:40	0:10	36	47	39	32	132	4.4	323	-6		1.1	3.2
Monday, February 03, 2014	1:50	0:10	34	41	36	32	163	4.7	320	-6		0.6	2.0
Monday, February 03, 2014	2:00	0:10	36	42	38	33	217	5.2	317	-7		1.1	3.9
Monday, February 03, 2014	2:10	0:10	36	42	38	34	412	6.1	320	-7		1.3	3.3
Monday, February 03, 2014	2:20	0:10	34	41	36	32	204	5.2	326	-7		0.9	2.6
Monday, February 03, 2014	2:30	0:10	32	40	34	30	121	4.4	327	-7		1.1	3.3
Monday, February 03, 2014	2:40	0:10	31	39	33	28	16	3.5	328	-7		0.7	2.8
Monday, February 03, 2014	2:50	0:10	31	47	33	26	7	3.8	324	-7		0.6	1.9
Monday, February 03, 2014	3:00	0:10	26	34	28	23	-27	3.2	320	-7		0.9	2.6
Monday, February 03, 2014	3:10	0:10	25	38	26	23	-29	2.9	322	-7		0.7	1.9
Monday, February 03, 2014	3:20	0:10	24	31	26	22	-34	2.8	326	-7		0.6	2.2
Monday, February 03, 2014	3:30	0:10	24	33	25	23	-21	3.2	328	-7		0.4	2.8
Monday, February 03, 2014	3:40	0:10	24	38	25	21	-26	3.1	329	-7		0.6	1.9
Monday, February 03, 2014	3:50	0:10	24	36	27	21	-26	3.0	329	-7		0.6	1.7
Monday, February 03, 2014	4:00	0:10	23	29	25	22	-37	2.6	331	-7		0.6	1.9
Monday, February 03, 2014	4:10	0:10	26	34	27	23	-23	3.3	333	-7		0.6	2.0
Monday, February 03, 2014	4:20	0:10	26	36	28	23	5	3.7	334	-7		0.6	1.5
Monday, February 03, 2014	4:30	0:10	26	44	27	22	-29	3.2	328	-7		0.4	2.2
Monday, February 03, 2014	4:40	0:10	26	42	27	22	-27	3.0	325	-7		0.4	1.3
Monday, February 03, 2014	4:50	0:10	26	39	27	22	-32	3.2	324	-7		0.6	2.0
Monday, February 03, 2014	5:00	0:10	24	36	25	22	-28	3.0	326	-7		0.6	1.3
Monday, February 03, 2014	5:10	0:10	28	46	28	22	-26	3.1	327	-7		0.4	1.3
Monday, February 03, 2014	5:20	0:10	23	34	25	21	-16	3.2	323	-7		0.4	0.9
Monday, February 03, 2014	5:30	0:10	25	39	27	21	-37	2.8	323	-7		0.4	1.3
Monday, February 03, 2014	5:40	0:10	24	34	27	22	-19	3.2	324	-7		0.6	1.3
Monday, February 03, 2014	5:50	0:10	30	41	35	22	-17	3.3	329	-7		0.7	2.0
Monday, February 03, 2014	6:00	0:10	26	35	28	23	44	4.3	329	-7		0.6	1.3
Monday, February 03, 2014	6:10	0:10	26	36	28	23	60	4.2	329	-7		0.6	1.3
Monday, February 03, 2014	6:20	0:10	27	36	29	23	58	4.3	323	-7		0.7	2.2
Monday, February 03, 2014	6:30	0:10	28	37	31	24	36	4.0	323	-7		0.7	2.4
Monday, February 03, 2014	6:40	0:10	28	35	30	26	113	4.8	325	-7		0.9	1.9
Monday, February 03, 2014	6:50	0:10	26	36	28	25	153	5.2	324	-7		0.6	2.2
Monday, February 03, 2014	7:00	0:10	26	38	28	24	45	4.0	323	-7		0.4	1.7
Monday, February 03, 2014	7:10	0:10	39	55	44	27	16	3.7	323	-7		0.6	1.7
Monday, February 03, 2014	7:20	0:10	36	54	38	26	-14	3.3	329	-7		0.4	1.5
Monday, February 03, 2014	7:30	0:10	29	43	29	26	-17	3.3					

Table B-3: Location 1 Winter Compliance Evaluation

Date	Time	Duration	Leq	Lmax	L(10)	L(90)	WT N6	WT N6	Onsite Met	Onsite Met	NWS Plymouth	Loc. 6	Loc. 6
	Start Time	(min)	(dBA)	(dBA)	(dBA)	(dBA)	Output (kW)	HH WS (m/s)	WD @ 75m (degrees)	Temp. (°C)	Precip. Obs.	Avg. WS @ 2m (m/s)	Gust WS @ 2m (m/s)
Monday, February 03, 2014	7:40	0:10	30	38	33	26	-38	2.6	334	-7		0.6	1.7
Monday, February 03, 2014	7:50	0:10	28	38	30	25	-34	3.0	334	-7		0.7	1.7
Monday, February 03, 2014	8:00	0:10	28	39	30	26	-5	3.6	341	-7		0.6	2.0
Monday, February 03, 2014	8:10	0:10	27	33	28	25	-40	1.9	355	-7		0.6	1.7
Monday, February 03, 2014	8:20	0:10	27	36	30	25	-40	1.5	350	-7		0.2	1.1
Monday, February 03, 2014	8:30	0:10	33	49	34	25	-39	0.7	358	-7		0.4	1.9
Monday, February 03, 2014	8:40	0:10	27	34	28	25	-41	2.6	354	-7		0.6	2.4
Monday, February 03, 2014	8:50	0:10	27	38	29	25	-41	2.4	351	-7		0.4	2.2
Monday, February 03, 2014	9:00	0:10	40	56	41	25	-40	1.9	358	-7		0.2	1.9
Monday, February 03, 2014	9:10	0:10	28	37	31	24	-39	2.2	17	-6		0.2	0.7
Monday, February 03, 2014	9:20	0:10	33	49	36	25	-39	2.5	24	-6		0.6	1.3
Monday, February 03, 2014	9:30	0:10	27	34	29	24	-43	2.3	15	-6		0.6	1.5
Monday, February 03, 2014	9:40	0:10	30	40	33	25	-41	2.4	20	-6		0.4	1.7
Monday, February 03, 2014	9:50	0:10	26	31	27	24	-42	2.3	1	-5		0.6	1.7
Monday, February 03, 2014	10:00	0:10	28	36	31	24	-41	2.4	1	-6		0.7	1.7
Monday, February 03, 2014	10:10	0:10	26	36	27	24	-39	1.8	1	-5		0.2	0.9
Monday, February 03, 2014	10:20	0:10	25	30	25	24	-38	2.0	347	-5		0.7	1.9
Monday, February 03, 2014	10:30	0:10	27	37	28	24	-43	2.4	341	-5		0.4	1.7
Monday, February 03, 2014	10:40	0:10	31	46	33	24	-41	2.1	327	-5		0.4	1.5
Monday, February 03, 2014	10:50	0:10	27	39	30	23	-38	1.8	324	-5		0.4	1.1
Monday, February 03, 2014	11:00	0:10	26	40	27	23	-38	1.7	312	-5		0.4	0.9
Monday, February 03, 2014	11:10	0:10	31	44	36	24	-39	1.9	263	-5		0.2	1.1
Monday, February 03, 2014	11:20	0:10	27	38	29	24	-40	1.7	78	-4		0.2	0.9
Monday, February 03, 2014	11:30	0:10	28	44	32	24	-34	2.1	19	-4		0.6	1.5
Monday, February 03, 2014	11:40	0:10	34	50	37	24	-19	1.5	40	-5		0.2	1.7
Monday, February 03, 2014	11:50	0:10	28	42	32	23	-19	1.8	32	-5		0.7	1.5
Monday, February 03, 2014	12:00	0:10	30	46	31	23	-19	1.5	10	-5		0.6	1.7
Monday, February 03, 2014	12:10	0:10	24	35	26	22	-18	1.2	24	-4		0.6	1.1
Monday, February 03, 2014	12:20	0:10	25	35	27	23	-19	1.6	322	-4		0.6	1.1
Monday, February 03, 2014	12:30	0:10	31	51	35	23	-20	1.6	307	-4		0.6	1.7
Monday, February 03, 2014	12:40	0:10	23	31	24	22	-19	1.5	276	-4		0.6	1.5
Monday, February 03, 2014	12:50	0:10	30	43	34	23	-19	1.6	317	-4		0.4	1.5
Monday, February 03, 2014	13:00	0:10	24	37	24	23	-20	2.1	340	-4		0.6	1.5
Monday, February 03, 2014	13:10	0:10	27	38	31	24	-20	2.2	338	-4		0.4	1.1
Monday, February 03, 2014	13:20	0:10	25	32	26	23	-19	1.8	242	-4		0.4	1.1
Monday, February 03, 2014	13:30	0:10	33	45	36	24	-20	1.4	312	-4		0.6	1.5
Monday, February 03, 2014	13:40	0:10	40	54	45	24	-19	1.9	351	-4		0.2	0.9
Monday, February 03, 2014	13:50	0:10	25	32	26	23	-20	2.4	336	-4		0.2	1.1
Monday, February 03, 2014	14:00	0:10	26	37	29	24	-25	2.8	318	-4		0.4	1.1
Monday, February 03, 2014	14:10	0:10	28	35	31	25	-33	2.7	327	-4		0.2	0.9
Monday, February 03, 2014	14:20	0:10	31	43	35	26	-39	2.8	339	-4		0.6	1.5
Monday, February 03, 2014	14:30	0:10	30	42	33	25	-39	2.8	342	-4		0.4	1.5
Monday, February 03, 2014	14:40	0:10	25	31	26	24	-39	2.8	336	-4		0.6	1.5
Monday, February 03, 2014	14:50	0:10	30	44	33	26	15	3.8	328	-4		0.4	1.5
Monday, February 03, 2014	15:00	0:10	28	44	32	23	-34	2.6	326	-4		0.4	1.7
Monday, February 03, 2014	15:10	0:10	26	37	30	21	-23	3.2	317	-4		0.6	1.7
Monday, February 03, 2014	15:20	0:10	27	46	31	21	-37	2.9	323	-4		0.6	1.7
Monday, February 03, 2014	15:30	0:10	35	51	36	22	-20	3.0	311	-4		0.6	1.7
Monday, February 03, 2014	15:40	0:10	34	49	37	23	11	3.7	303	-4		0.7	1.7
Monday, February 03, 2014	15:50	0:10	34	66	34	24	-26	3.4	302	-5		0.4	1.7
Monday, February 03, 2014	16:00	0:10	25	34	28	22	32	4.2	311	-5		0.6	1.7
Monday, February 03, 2014	16:10	0:10	24	37	27	21	-7	3.5	305	-5		0.6	1.7
Monday, February 03, 2014	16:20	0:10	27	37	30	23	-20	3.2	309	-5		0.7	1.7
Monday, February 03, 2014	16:30	0:10	30	59	31	22	-2	3.8	305	-6		0.7	2.4
Monday, February 03, 2014	16:40	0:10	29	45	32	24	58	4.4	308	-6		0.6	1.9
Monday, February 03, 2014	16:50	0:10	30	40	34	26	56	4.2	308	-6		0.6	1.5
Monday, February 03, 2014	17:00	0:10	30	40	33	25	73	4.4	310	-6		0.2	1.3
Monday, February 03, 2014	17:10	0:10	29	40	31	25	50	4.1	314	-6		0.0	0.0
Monday, February 03, 2014	17:20	0:10	29	40	32	25	58	4.0	306	-7		0.0	0.0
Monday, February 03, 2014	17:30	0:10	26	34	28	23	16	3.6	307	-7		0.2	0.9
Monday, February 03, 2014	17:40	0:10	28	42	30	23	-4	3.5	314	-7		0.0	0.6
Monday, February 03, 2014	17:50	0:10	27	34	29	24	-31	3.2	315	-7		0.0	0.0
Monday, February 03, 2014	18:00	0:10	26	36	28	24	-1	3.5	315	-7		0.0	0.7
Monday, February 03, 2014	18:10	0:10	28	39	32	24	-9	3.6	318	-7		0.2	1.1
Monday, February 03, 2014	18:20	0:10	27	35	28	24	36	4.0	315	-7		0.4	1.1
Monday, February 03, 2014	18:30	0:10	26	37	28	24	5	3.6	321	-7		0.2	0.7
Monday, February 03, 2014	18:40	0:10	27	36	29	25	22	3.8	320	-7		0.4	1.3
Monday, February 03, 2014	18:50	0:10	28	40	30	25	21	3.9	322	-7		0.4	1.1
Monday, February 03, 2014	19:00	0:10	28	39	30	24	8	3.7	324	-7		0.6	1.1
Monday, February 03, 2014	19:10	0:10	29	41	31	24	-19	3.3	318	-8		0.2	0.7
Monday, February 03, 2014	19:20	0:10	27	34	28	25	-35	3.1	318	-7		0.0	0.4
Monday, February 03, 2014	19:30	0:10	29	37	31	26	19	3.8	319	-7		0.0	0.0
Monday, February 03, 2014	19:40	0:10	29	39	30	26	35	3.9	321	-8		0.0	0.0
Monday, February 03, 2014	19:50	0:10	31	45	33	25	76	4.3	322	-8		0.0	0.4
Monday, February 03, 2014	20:00	0:10	26	32	27	24	42	4.1	319	-8		0.0	0.0
Monday, February 03, 2014	20:10	0:10	26	39	27	24	-3	3.6	314	-8		0.0	0.9
Monday, February 03, 2014	20:20	0:10	26	29	27	24	-23	2.9	308	-8		0.0	0.0
Monday, February 03, 2014	20:30	0:10	40	61	43	25	15	3.7	316	-8		0.0	0.0
Monday, February 03, 2014	20:40	0:10	27	38	28	25	18	3.6	320	-9		0.0	0.0
Monday, February 03, 2014	20:50	0:10	31	45	33	26	34	3.9	320	-9		0.0	0.0
Monday, February 03, 2014	21:00	0:10	29	38	31	27	22	3.7	319	-9		0.0	0.0
Monday, February 03, 2014	21:10	0:10	29	37	31	27	24	3.6	322	-9		0.0	0.6
Monday, February 03, 2014	21:20	0:10	29	37	31	27	51	4.1	320	-9		0.0	0.0
Monday, February 03, 2014	21:30	0:10	28	39	30	26	30	3.8	320	-9		0.0	0.0
Monday, February 03, 2014	21:40	0:10	33	53	34	27	53	4.2	320	-9		0.0	0.6
Monday, February 03, 2014	21:50	0:10	30	46	30	25	12	3.6	324	-9		0.0	0.6
Monday, February 03, 2014	22:00	0:10	27	44	29	25	-10	3.4	331	-9		0.0	0.4
Monday, February 03, 2014	22:10	0:10	28	37	29	26	-31	3.3	329	-9		0.6	1.7
Monday, February 03, 2014	22:20	0:10	27	33	29	25	-14	3.3	324	-10		0.6	1.3
Monday, February 03, 2014	22:30	0:10	28	38	29	26	-20	3.5	326	-10		0.2	0.9
Monday, February 03, 2014	22:40	0:10	28	35	29	26	38	3.9	327	-10		0.0	0.7
Monday, February 03, 2014	22:50	0:10	29	34	30	27	160	5.0	320	-10		0.0	0.6
Monday, February 03, 2014	23:00	0:10	28	34	30	26	119	4.8	325	-10		0.0	0.6
Monday, February 03, 2014	23:10	0:10	26	33	28	24	21	3.8	331	-10		0.4	1.1
Monday, February 03, 2014	23:20	0:10	28	42	32	23	-40	2.5	333	-10		0.7	1.3
Monday, February 03, 2014	23:30	0:10	27	40	30	22	-42	1.8	326	-10		0.6	0.9
Monday, February 03, 2014	23:40	0:10	24	33	25	22	-39	1.5	326	-10		0.0	1.1
Monday, February 03, 2014	23:50	0:10	27	43	29	24	-42	2.5	324	-10		0.2	0.7
Tuesday, February 04, 2014	0:00	0:10	33	57	28	25	-43	2.7	321	-10		0.0	0.6
Tuesday, February 04, 2014	0:10	0:10	25	32	27	24	-41	2.4	329	-10		0.0	0.0
Tuesday, February 04, 2014	0:20	0:10	25	31	27	24	-39	1.7	333	-10		0.0	0.0
Tuesday, February 04, 2014	0:30	0:10	24	32	26	23	-39	1.7	336	-10		0.0	0.0

Table B-3: Location 1 Winter Compliance Evaluation

Date	Time	Duration	Leq	Lmax	L(10)	L(90)	WT N6	WT N6	Onsite Met	Onsite Met	NWS Plymouth	Loc. 6	Loc. 6
	Start Time	(min)	(dBA)	(dBA)	(dBA)	(dBA)	Output (kW)	HH WS (m/s)	WD @ 75m (degrees)	Temp. (°C)	Precip. Obs.	Avg. WS @ 2m (m/s)	Gust WS @ 2m (m/s)
Tuesday, February 04, 2014	0:40	0:10	25	32	26	23	-40	2.4	337	-10		0.0	0.0
Tuesday, February 04, 2014	0:50	0:10	27	42	28	22	-43	2.8	329	-10		0.0	0.0
Tuesday, February 04, 2014	1:00	0:10	23	28	24	21	-42	2.6	330	-10		0.0	0.0
Tuesday, February 04, 2014	1:10	0:10	24	30	25	23	-41	1.8	329	-11		0.0	0.0
Tuesday, February 04, 2014	1:20	0:10	26	37	28	24	-30	2.7	324	-11		0.2	0.6
Tuesday, February 04, 2014	1:30	0:10	28	35	30	26	-17	3.2	324	-11		0.2	0.7
Tuesday, February 04, 2014	1:40	0:10	29	37	30	27	-17	3.0	319	-11		0.4	0.9
Tuesday, February 04, 2014	1:50	0:10	27	33	28	25	-22	3.0	320	-11		0.2	0.6
Tuesday, February 04, 2014	2:00	0:10	25	35	27	23	-40	2.2	323	-11		0.0	0.0
Tuesday, February 04, 2014	2:10	0:10	25	31	26	23	-42	2.5	328	-11		0.0	0.6
Tuesday, February 04, 2014	2:20	0:10	26	34	28	24	-41	3.0	328	-11		0.2	0.6
Tuesday, February 04, 2014	2:30	0:10	28	41	29	26	-41	2.7	330	-11		0.0	0.0
Tuesday, February 04, 2014	2:40	0:10	26	39	28	25	-37	2.6	328	-11		0.2	0.7
Tuesday, February 04, 2014	2:50	0:10	28	34	29	26	-11	3.6	323	-11		0.4	1.3
Tuesday, February 04, 2014	3:00	0:10	28	37	30	26	92	4.5	323	-11		0.7	1.5
Tuesday, February 04, 2014	3:10	0:10	27	35	29	25	62	4.3	323	-11		0.7	2.6
Tuesday, February 04, 2014	3:20	0:10	26	36	28	25	-7	3.4	325	-11		0.2	0.7
Tuesday, February 04, 2014	3:30	0:10	27	40	28	25	-20	3.2	326	-11		0.0	0.0
Tuesday, February 04, 2014	3:40	0:10	28	36	30	26	26	3.8	324	-11		0.0	0.0
Tuesday, February 04, 2014	3:50	0:10	28	40	30	26	124	4.7	320	-11		0.0	0.0
Tuesday, February 04, 2014	4:00	0:10	28	35	30	26	81	4.4	315	-12		0.0	0.0
Tuesday, February 04, 2014	4:10	0:10	29	37	31	27	121	4.7	318	-11		0.0	0.0
Tuesday, February 04, 2014	4:20	0:10	28	34	29	26	140	5.0	320	-11		0.0	0.0
Tuesday, February 04, 2014	4:30	0:10	29	47	31	28	107	4.7	324	-11		0.4	0.9
Tuesday, February 04, 2014	4:40	0:10	30	42	32	28	154	5.1	321	-12		0.4	1.7
Tuesday, February 04, 2014	4:50	0:10	30	43	32	29	220	5.5	315	-12		0.9	2.8
Tuesday, February 04, 2014	5:00	0:10	32	41	33	29	464	6.7	315	-12		0.7	1.7
Tuesday, February 04, 2014	5:10	0:10	31	42	32	29	230	5.3	318	-12		0.4	0.9
Tuesday, February 04, 2014	5:20	0:10	32	42	34	29	91	4.5	321	-12		0.0	0.6
Tuesday, February 04, 2014	5:30	0:10	32	44	33	28	32	3.8	322	-12		0.0	0.4
Tuesday, February 04, 2014	5:40	0:10	32	43	33	29	57	3.9	321	-12		0.0	0.6
Tuesday, February 04, 2014	5:50	0:10	36	50	38	29	71	4.3	323	-12		0.0	0.0
Tuesday, February 04, 2014	6:00	0:10	32	41	33	29	139	4.9	322	-12		0.0	0.0
Tuesday, February 04, 2014	6:10	0:10	35	46	39	31	223	5.5	318	-12		0.0	0.0
Tuesday, February 04, 2014	6:20	0:10	33	44	35	30	65	4.0	320	-12		0.4	1.1
Tuesday, February 04, 2014	6:30	0:10	32	44	35	29	26	3.7	325	-12		0.6	2.0
Tuesday, February 04, 2014	6:40	0:10	32	42	34	30	88	4.4	314	-12		0.6	1.3
Tuesday, February 04, 2014	6:50	0:10	32	45	33	30	177	5.4	319	-13		0.7	1.5
Tuesday, February 04, 2014	7:00	0:10	37	53	39	31	200	5.4	323	-13		0.6	1.5
Tuesday, February 04, 2014	7:10	0:10	36	48	39	32	156	5.0	323	-13		0.6	1.3
Tuesday, February 04, 2014	7:20	0:10	33	41	34	31	173	5.3	323	-12		0.4	1.7
Tuesday, February 04, 2014	7:30	0:10	34	58	34	31	164	5.2	323	-12		0.6	1.5
Tuesday, February 04, 2014	7:40	0:10	37	48	40	30	48	4.0	323	-13		0.4	1.1
Tuesday, February 04, 2014	7:50	0:10	38	48	41	32	71	4.5	323	-12		0.7	1.7
Tuesday, February 04, 2014	8:00	0:10	33	41	35	31	91	4.5	319	-12		0.7	1.9
Tuesday, February 04, 2014	8:10	0:10	31	38	33	29	104	4.6	319	-12		0.9	2.4
Tuesday, February 04, 2014	8:20	0:10	32	42	34	30	92	4.6	324	-12		0.7	1.7
Tuesday, February 04, 2014	8:30	0:10	39	62	38	30	65	4.3	322	-11		0.7	2.4
Tuesday, February 04, 2014	8:40	0:10	35	49	39	29	13	3.6	323	-10		1.1	2.6
Tuesday, February 04, 2014	8:50	0:10	33	48	35	29	-27	3.4	322	-10		1.3	2.8
Tuesday, February 04, 2014	9:00	0:10	42	58	45	30	135	4.9	321	-10		1.5	3.3
Tuesday, February 04, 2014	9:10	0:10	35	47	39	30	233	5.6	322	-9		1.3	3.5
Tuesday, February 04, 2014	9:20	0:10	33	39	35	30	160	4.9	320	-9		1.3	3.9
Tuesday, February 04, 2014	9:30	0:10	31	38	33	29	273	6.0	319	-9		1.1	3.5
Tuesday, February 04, 2014	9:40	0:10	33	45	35	30	331	6.1	312	-9		0.9	3.0
Tuesday, February 04, 2014	9:50	0:10	36	47	41	29	229	5.5	316	-9		0.9	3.0
Tuesday, February 04, 2014	10:00	0:10	37	51	38	30	226	5.5	316	-9		1.1	2.8
Tuesday, February 04, 2014	10:10	0:10	30	38	32	28	90	4.4	311	-8		1.1	2.6
Tuesday, February 04, 2014	10:20	0:10	31	38	32	28	190	5.3	304	-8		0.9	2.6
Tuesday, February 04, 2014	10:30	0:10	35	45	38	29	283	5.7	302	-8		1.1	2.4
Tuesday, February 04, 2014	10:40	0:10	42	55	48	31	174	5.0	301	-7		1.3	3.5
Tuesday, February 04, 2014	10:50	0:10	32	38	33	29	173	5.1	309	-7		1.3	3.0
Tuesday, February 04, 2014	11:00	0:10	36	45	39	31	345	6.3	311	-7		1.1	3.5
Tuesday, February 04, 2014	11:10	0:10	39	51	42	32	460	6.7	305	-7		1.3	5.0
Tuesday, February 04, 2014	11:20	0:10	33	42	35	28	307	5.9	299	-7		1.1	3.3
Tuesday, February 04, 2014	11:30	0:10	32	39	35	29	163	5.1	300	-7		1.1	2.6
Tuesday, February 04, 2014	11:40	0:10	32	45	35	29	321	6.1	299	-6		0.9	3.5
Tuesday, February 04, 2014	11:50	0:10	37	54	40	30	277	5.9	303	-6		1.1	3.3
Tuesday, February 04, 2014	12:00	0:10	30	39	32	28	128	4.8	299	-6		1.1	3.5
Tuesday, February 04, 2014	12:10	0:10	32	51	35	28	189	5.3	293	-6		0.9	3.0
Tuesday, February 04, 2014	12:20	0:10	31	38	33	28	127	4.5	306	-6		1.1	3.3
Tuesday, February 04, 2014	12:30	0:10	30	38	32	27	130	4.9	302	-5		0.9	3.5
Tuesday, February 04, 2014	12:40	0:10	30	48	31	28	74	4.1	292	-5		0.7	3.7
Tuesday, February 04, 2014	12:50	0:10	32	39	35	28	89	4.3	303	-5		0.7	3.3
Tuesday, February 04, 2014	13:00	0:10	31	40	34	28	112	4.8	304	-5		1.3	3.0
Tuesday, February 04, 2014	13:10	0:10	35	51	39	28	41	4.5	305	-5		0.9	2.4
Tuesday, February 04, 2014	13:20	0:10	40	53	44	27	43	3.5	301	-4		0.9	2.6
Tuesday, February 04, 2014	13:30	0:10	33	47	35	28	116	4.8	295	-4		0.7	2.0
Tuesday, February 04, 2014	13:40	0:10	30	37	32	28	84	4.4	297	-4		0.7	2.4
Tuesday, February 04, 2014	13:50	0:10	36	50	39	29	205	5.5	309	-4		0.9	3.7
Tuesday, February 04, 2014	14:00	0:10	28	37	30	26	126	4.9	302	-5		0.6	1.7
Tuesday, February 04, 2014	14:10	0:10	28	38	31	25	-42	4.6	303	-5		0.7	2.0
Tuesday, February 04, 2014	14:20	0:10	28	37	30	25	-38	4.9	306	-5		0.9	2.0
Tuesday, February 04, 2014	14:30	0:10	30	41	32	25	-999	-999.0	306	-5		0.6	1.7
Tuesday, February 04, 2014	14:40	0:10	29	41	30	26	-24	5.0	309	-5		0.9	2.0
Tuesday, February 04, 2014	14:50	0:10	29	44	30	25	-25	4.5	311	-5		0.9	2.2
Tuesday, February 04, 2014	15:00	0:10	27	39	29	24	-22	4.7	307	-5		0.9	2.2
Tuesday, February 04, 2014	15:10	0:10	25	41	29	19	-20	5.2	305	-5		0.7	2.2
Tuesday, February 04, 2014	15:20	0:10	26	44	28	23	123	5.1	305	-5		0.6	2.2
Tuesday, February 04, 2014	15:30	0:10	33	48	37	23	66	4.2	306	-5		0.7	2.0
Tuesday, February 04, 2014	15:40	0:10	28	38	32	22	-4	3.3	307	-5		0.7	1.7
Tuesday, February 04, 2014	15:50	0:10	24	39	25	22	6	3.5	307	-6		0.6	1.7
Tuesday, February 04, 2014	16:00	0:10	27	41	29	23	47	4.1	304	-6		0.6	1.5
Tuesday, February 04, 2014	16:10	0:10	26	36	28	22	5	3.6	308	-6		0.6	2.0
Tuesday, February 04, 2014	16:20	0:10	26	35	30	22	2	3.5	320	-6		0.6	1.9
Tuesday, February 04, 2014	16:30	0:10	36	50	38	25	24	3.9	309	-7		0.2	1.1
Tuesday, February 04, 2014	16:40	0:10	26	34	28	23	76	4.4	324	-7		0.4	0.9
Tuesday, February 04, 2014	16:50	0:10	28	36	31	25	142	5.2	324	-7		0.2	0.9
Tuesday, February 04, 2014	17:00	0:10	29	37	32	26	130	4.9	323	-7		0.6	1.5
Tuesday, February 04, 2014	17:10	0:10	30	36	32	28	133	4.8	325	-7		0.4	0.9
Tuesday, February 04, 2014	17:20	0:10	30	40	33	27	153	5.1	323	-7		0.2	0.9
Tuesday, February 04, 2014	17:30	0:10	30	44	32	25							

Table B-3: Location 1 Winter Compliance Evaluation

Date	Time	Duration	Leq	Lmax	L(10)	L(90)	WT N6	WT N6	Onsite Met	Onsite Met	NWS Plymouth	Loc. 6	Loc. 6
	Start Time	(min)	(dBA)	(dBA)	(dBA)	(dBA)	Output (kW)	HH WS (m/s)	WD @ 75m (degrees)	Temp. (°C)	Precip. Obs.	Avg. WS @ 2m (m/s)	Gust WS @ 2m (m/s)
Tuesday, February 04, 2014	17:40	0:10	27	38	29	23	94	4.4	316	-7		0.4	1.7
Tuesday, February 04, 2014	17:50	0:10	25	35	27	22	108	4.6	311	-7		0.7	1.9
Tuesday, February 04, 2014	18:00	0:10	28	38	32	22	73	4.4	314	-7		0.9	2.4
Tuesday, February 04, 2014	18:10	0:10	29	40	32	23	64	4.3	313	-8		0.6	1.5
Tuesday, February 04, 2014	18:20	0:10	28	41	33	22	37	4.0	308	-8		0.4	1.5
Tuesday, February 04, 2014	18:30	0:10	25	40	27	21	25	3.8	313	-8		0.2	0.9
Tuesday, February 04, 2014	18:40	0:10	29	42	31	21	-33	2.9	314	-8		0.2	0.7
Tuesday, February 04, 2014	18:50	0:10	25	36	28	21	-40	2.9	313	-8		0.0	0.0
Tuesday, February 04, 2014	19:00	0:10	23	31	25	21	-12	3.4	320	-8		0.0	0.0
Tuesday, February 04, 2014	19:10	0:10	23	33	27	20	-42	2.5	320	-8		0.0	0.0
Tuesday, February 04, 2014	19:20	0:10	24	34	26	20	-40	2.7	319	-8		0.0	0.0
Tuesday, February 04, 2014	19:30	0:10	25	36	28	20	-43	2.8	320	-8		0.0	0.4
Tuesday, February 04, 2014	19:40	0:10	25	40	26	19	-41	1.5	319	-8		0.0	0.4
Tuesday, February 04, 2014	19:50	0:10	25	37	29	20	-40	1.8	315	-8		0.0	0.2
Tuesday, February 04, 2014	20:00	0:10	26	42	28	20	-40	2.1	323	-8		0.0	0.6
Tuesday, February 04, 2014	20:10	0:10	27	42	28	20	-39	2.3	316	-8		0.0	0.0
Tuesday, February 04, 2014	20:20	0:10	28	43	31	22	-40	2.7	324	-8		0.6	1.1
Tuesday, February 04, 2014	20:30	0:10	27	39	29	23	-22	3.3	336	-8		0.6	1.5
Tuesday, February 04, 2014	20:40	0:10	24	34	26	22	9	3.7	335	-7		0.0	0.6
Tuesday, February 04, 2014	20:50	0:10	21	28	22	19	-42	2.0	329	-7		0.0	0.0
Tuesday, February 04, 2014	21:00	0:10	23	33	25	19	-41	2.0	323	-7		0.0	0.0
Tuesday, February 04, 2014	21:10	0:10	23	36	27	19	-41	2.8	317	-7		0.0	0.0
Tuesday, February 04, 2014	21:20	0:10	23	34	26	20	-43	2.5	329	-7		0.2	0.7
Tuesday, February 04, 2014	21:30	0:10	20	26	21	20	-41	1.9	335	-7		0.0	0.6
Tuesday, February 04, 2014	21:40	0:10	20	30	21	19	-40	2.2	327	-7		0.0	0.7
Tuesday, February 04, 2014	21:50	0:10	19	22	20	19	-38	2.4	319	-7		0.2	0.9
Tuesday, February 04, 2014	22:00	0:10	22	35	23	19	-40	2.0	320	-7		0.0	0.0
Tuesday, February 04, 2014	22:10	0:10	19	28	20	19	-38	1.7	314	-7		0.0	0.0
Tuesday, February 04, 2014	22:20	0:10	19	26	20	18	-37	1.9	306	-7		0.0	0.0
Tuesday, February 04, 2014	22:30	0:10	20	27	21	19	-25	2.5	317	-7		0.0	0.0
Tuesday, February 04, 2014	22:40	0:10	21	32	21	18	-20	2.2	321	-7		0.2	0.6
Tuesday, February 04, 2014	22:50	0:10	20	25	21	19	-19	2.1	308	-7		0.2	0.6
Tuesday, February 04, 2014	23:00	0:10	22	34	23	19	-20	2.0	317	-7		0.0	0.0
Tuesday, February 04, 2014	23:10	0:10	19	27	20	18	-22	1.8	315	-7		0.0	0.0
Tuesday, February 04, 2014	23:20	0:10	23	39	24	18	-19	1.8	317	-7		0.0	0.0
Tuesday, February 04, 2014	23:30	0:10	19	28	20	18	-19	2.0	315	-7		0.2	0.6
Tuesday, February 04, 2014	23:40	0:10	24	40	25	19	-20	2.8	323	-7		0.0	0.4
Tuesday, February 04, 2014	23:50	0:10	23	34	24	20	-28	2.6	332	-7		0.2	0.6
Wednesday, February 05, 2014	0:00	0:10	22	26	23	21	-40	2.7	341	-7		0.4	0.9
Wednesday, February 05, 2014	0:10	0:10	22	29	23	20	-42	2.2	346	-7		0.4	0.7
Wednesday, February 05, 2014	0:20	0:10	19	23	20	18	-39	1.2	344	-7		0.2	0.7
Wednesday, February 05, 2014	0:30	0:10	17	19	17	16	-38	0.7	352	-7		0.2	1.1
Wednesday, February 05, 2014	0:40	0:10	17	21	18	16	-38	1.6	12	-7		0.4	1.1
Wednesday, February 05, 2014	0:50	0:10	17	23	17	16	-38	1.5	12	-7		0.4	0.9
Wednesday, February 05, 2014	1:00	0:10	17	18	17	16	-39	1.6	30	-7		0.6	1.1
Wednesday, February 05, 2014	1:10	0:10	19	32	22	16	-35	2.3	49	-7		0.2	0.9
Wednesday, February 05, 2014	1:20	0:10	25	43	29	18	-38	3.1	45	-7		0.6	1.1
Wednesday, February 05, 2014	1:30	0:10	22	34	24	20	-41	2.7	41	-8		0.4	1.1
Wednesday, February 05, 2014	1:40	0:10	24	40	27	19	-40	2.0	39	-8		0.6	1.3
Wednesday, February 05, 2014	1:50	0:10	19	23	21	17	-39	1.9	47	-7		0.4	0.9
Wednesday, February 05, 2014	2:00	0:10	15	17	16	15	-39	2.5	48	-7		0.2	0.7
Wednesday, February 05, 2014	2:10	0:10	16	22	16	15	-39	2.0	51	-7		0.0	0.0
Wednesday, February 05, 2014	2:20	0:10	16	21	16	15	-38	2.2	50	-7		0.0	0.0
Wednesday, February 05, 2014	2:30	0:10	17	25	19	15	-36	2.9	55	-7		0.0	0.0
Wednesday, February 05, 2014	2:40	0:10	16	27	18	15	-20	2.9	73	-7		0.0	0.6
Wednesday, February 05, 2014	2:50	0:10	16	29	18	15	-19	3.2	83	-8		0.6	1.3
Wednesday, February 05, 2014	3:00	0:10	18	26	19	16	-20	3.3	104	-8		0.6	1.1
Wednesday, February 05, 2014	3:10	0:10	19	32	20	16	-21	3.8	103	-8		0.2	1.1
Wednesday, February 05, 2014	3:20	0:10	20	32	21	19	-19	3.6	89	-8		0.0	0.0
Wednesday, February 05, 2014	3:30	0:10	22	33	25	19	-19	2.8	86	-8		0.0	0.6
Wednesday, February 05, 2014	3:40	0:10	26	33	29	23	149	5.6	86	-8		0.2	0.6
Wednesday, February 05, 2014	3:50	0:10	25	31	27	24	170	5.1	93	-8		0.6	1.1
Wednesday, February 05, 2014	4:00	0:10	25	33	27	23	171	5.1	105	-8		0.7	1.7
Wednesday, February 05, 2014	4:10	0:10	24	31	26	22	191	5.4	108	-8		0.4	0.9
Wednesday, February 05, 2014	4:20	0:10	23	32	24	22	96	4.6	104	-8		0.0	0.0
Wednesday, February 05, 2014	4:30	0:10	23	26	24	22	23	3.8	98	-8		0.0	0.6
Wednesday, February 05, 2014	4:40	0:10	24	39	25	23	-42	2.6	81	-9		0.0	0.6
Wednesday, February 05, 2014	4:50	0:10	26	35	27	23	-34	3.0	72	-9		0.0	0.0
Wednesday, February 05, 2014	5:00	0:10	27	30	28	25	-12	3.5	68	-9		0.0	0.0
Wednesday, February 05, 2014	5:10	0:10	30	35	32	28	57	4.4	64	-9	1	0.2	0.7
Wednesday, February 05, 2014	5:20	0:10	31	36	32	30	113	4.8	72	-10	1	0.2	0.9
Wednesday, February 05, 2014	5:30	0:10	32	38	35	30	131	4.9	77	-10	1	0.2	0.7
Wednesday, February 05, 2014	5:40	0:10	33	40	35	32	134	5.0	74	-10	1	0.0	1.1
Wednesday, February 05, 2014	5:50	0:10	34	41	35	33	139	5.1	72	-10	1	0.2	1.1
Wednesday, February 05, 2014	6:00	0:10	34	40	35	33	205	5.6	72	-9	1	0.0	0.6
Wednesday, February 05, 2014	6:10	0:10	33	40	34	31	206	5.6	76	-9	1	0.0	0.4
Wednesday, February 05, 2014	6:20	0:10	31	36	32	30	265	6.0	79	-9	1	0.0	0.6
Wednesday, February 05, 2014	6:30	0:10	31	37	32	29	251	5.7	83	-9	1	0.4	1.5
Wednesday, February 05, 2014	6:40	0:10	30	35	31	29	63	4.3	87	-9	1	0.2	0.7
Wednesday, February 05, 2014	6:50	0:10	31	41	35	28	46	4.2	85	-9	1	0.0	0.0
Wednesday, February 05, 2014	7:00	0:10	30	36	31	29	45	4.2	87	-9	1	0.0	0.0
Wednesday, February 05, 2014	7:10	0:10	32	42	33	30	27	4.0	86	-9	1	0.2	0.7
Wednesday, February 05, 2014	7:20	0:10	31	39	32	30	54	4.4	86	-9	1	0.0	0.6
Wednesday, February 05, 2014	7:30	0:10	33	57	32	31	95	4.9	85	-9	1	0.0	0.4
Wednesday, February 05, 2014	7:40	0:10	31	34	32	31	113	4.8	81	-9	1	0.0	1.3
Wednesday, February 05, 2014	7:50	0:10	31	38	32	30	76	4.5	78	-9	1	0.4	1.5
Wednesday, February 05, 2014	8:00	0:10	31	33	31	30	70	4.6	76	-9	1	0.6	1.7
Wednesday, February 05, 2014	8:10	0:10	30	32	31	30	61	4.5	78	-9	1	0.2	0.9
Wednesday, February 05, 2014	8:20	0:10	30	40	31	29	92	4.8	80	-9	1	0.6	1.7
Wednesday, February 05, 2014	8:30	0:10	31	39	32	30	149	5.2	77	-9	1	0.4	1.1
Wednesday, February 05, 2014	8:40	0:10	32	37	33	31	217	5.7	78	-9	1	0.6	1.5
Wednesday, February 05, 2014	8:50	0:10	32	40	33	31	401	6.6	76	-9	1	0.6	1.7
Wednesday, February 05, 2014	9:00	0:10	32	36	33	30	410	6.6	76	-9	1	0.4	1.3
Wednesday, February 05, 2014	9:10	0:10	33	38	34	32	398	6.6	81	-9	1	0.4	1.3
Wednesday, February 05, 2014	9:20	0:10	34	40	35	33	421	6.7	79	-9	1	0.6	2.2
Wednesday, February 05, 2014	9:30	0:10	35	42	36	33	617	7.3	79	-9	1	1.1	2.8
Wednesday, February 05, 2014	9:40	0:10	35	40	37	34	829	8.0	80	-9	1	1.5	3.9
Wednesday, February 05, 2014	9:50	0:10	35	41	36	34	799	7.9	76	-10	1	1.3	3.0
Wednesday, February 05, 2014	10:00	0:10	36	48	38	35	1087	8.6	74	-10	1	1.3	3.2
Wednesday, February 05, 2014	10:10	0:10	37	49	38	35	1104	8.8	79	-10	1	1.1	2.8
Wednesday, February 05, 2014	10:20	0:10	36	41	37	34	1020	8.7	73	-10	1	1.1	2.4
Wednesday, February 05, 2014	10:30	0:10	37	45	39	36	1244	9.0	76	-10	1	1.1	2.2

Table B-3: Location 1 Winter Compliance Evaluation

Date	Time	Duration	Leq	Lmax	L(10)	L(90)	WT N6	WT N6	Onsite Met	Onsite Met	NWS Plymouth	Loc. 6	Loc. 6
	Start Time	(min)	(dBA)	(dBA)	(dBA)	(dBA)	Output (kW)	HH WS (m/s)	WD @ 75m (degrees)	Temp. (°C)	Precip. Obs.	Avg. WS @ 2m (m/s)	Gust WS @ 2m (m/s)
Wednesday, February 05, 2014	10:40	0:10	37	42	38	35	886	8.2	77	-10	1	1.3	3.0
Wednesday, February 05, 2014	10:50	0:10	35	44	37	34	630	7.4	77	-10	1	1.1	2.6
Wednesday, February 05, 2014	11:00	0:10	36	43	38	35	850	8.0	74	-10	1	1.1	3.3
Wednesday, February 05, 2014	11:10	0:10	36	44	38	34	744	7.7	75	-10	1	1.3	3.3
Wednesday, February 05, 2014	11:20	0:10	36	40	37	34	835	8.1	73	-10	1	0.7	2.0
Wednesday, February 05, 2014	11:30	0:10	38	48	39	36	1148	8.9	74	-10	1	1.1	2.8
Wednesday, February 05, 2014	11:40	0:10	37	42	38	36	1125	8.8	77	-10	1	1.9	4.1
Wednesday, February 05, 2014	11:50	0:10	41	56	45	36	944	8.3	76	-10	1	1.1	3.0
Wednesday, February 05, 2014	12:00	0:10	37	43	38	35	1341	9.5	76	-10	1	1.1	3.3
Wednesday, February 05, 2014	12:10	0:10	37	44	39	36	1729	10.5	80	-10	1	1.3	3.5
Wednesday, February 05, 2014	12:20	0:10	40	53	41	37	1768	10.4	78	-10	1	1.5	3.7
Wednesday, February 05, 2014	12:30	0:10	39	43	40	37	1705	10.4	75	-10	1	1.9	4.6
Wednesday, February 05, 2014	12:40	0:10	38	44	40	36	1521	9.9	74	-10	1	1.3	3.2
Wednesday, February 05, 2014	12:50	0:10	38	45	40	36	1515	9.9	74	-10	1	1.7	4.8
Wednesday, February 05, 2014	13:00	0:10	37	43	38	35	1256	9.3	72	-10	1	0.6	2.0
Wednesday, February 05, 2014	13:10	0:10	38	42	39	36	1130	8.9	71	-10	1	0.9	2.8
Wednesday, February 05, 2014	13:20	0:10	39	45	41	37	1521	10.2	77	-9	1	1.3	3.7
Wednesday, February 05, 2014	13:30	0:10	39	42	40	37	1483	9.8	75	-9	1	1.5	3.2
Wednesday, February 05, 2014	13:40	0:10	38	42	39	36	1093	8.8	74	-9	1	1.1	2.8
Wednesday, February 05, 2014	13:50	0:10	37	43	39	35	822	8.1	74	-9	1	1.1	3.0
Wednesday, February 05, 2014	14:00	0:10	31	38	33	30	49	7.3	73	-9	1	1.3	2.8
Wednesday, February 05, 2014	14:10	0:10	35	42	38	33	-39	7.5	73	-9	1	1.1	3.7
Wednesday, February 05, 2014	14:20	0:10	32	45	33	30	-25	7.1	67	-9	1	0.6	1.7
Wednesday, February 05, 2014	14:30	0:10	32	42	35	29	-24	6.3	64	-9	1	0.9	3.5
Wednesday, February 05, 2014	14:40	0:10	30	39	32	28	-24	6.4	65	-9	1	0.6	2.2
Wednesday, February 05, 2014	14:50	0:10	30	44	32	28	-25	5.8	62	-9	1	0.6	1.9
Wednesday, February 05, 2014	15:00	0:10	32	42	33	30	-33	2.4	355	-9	1	0.4	1.7
Wednesday, February 05, 2014	15:10	0:10	38	46	44	26	-40	2.1	24	-9	1	0.2	0.9
Wednesday, February 05, 2014	15:20	0:10	40	46	44	35	-40	2.9	37	-8	1	0.0	0.2
Wednesday, February 05, 2014	15:30	0:10	35	40	36	32	-41	3.1	31	-8	1	0.2	0.7
Wednesday, February 05, 2014	15:40	0:10	30	41	31	29	-38	2.6	28	-8	1	0.2	0.9
Wednesday, February 05, 2014	15:50	0:10	29	33	30	28	-39	2.3	37	-8	1	0.0	0.6
Wednesday, February 05, 2014	16:00	0:10	28	39	29	26	-33	1.1	38	-8	1	0.0	0.6
Wednesday, February 05, 2014	16:10	0:10	29	32	30	27	-19	1.4	38	-8	1	0.0	0.2
Wednesday, February 05, 2014	16:20	0:10	26	32	28	25	-19	1.2	38	-8	1	0.0	0.0
Wednesday, February 05, 2014	16:30	0:10	25	29	26	24	-19	2.1	37	-8	1	0.0	0.0
Wednesday, February 05, 2014	16:40	0:10	26	33	28	24	-19	1.7	40	-8	1	0.0	0.0
Wednesday, February 05, 2014	16:50	0:10	25	34	26	23	-20	2.4	44	-8	1	0.0	0.7
Wednesday, February 05, 2014	17:00	0:10	24	30	25	22	-22	3.0	51	-8	1	0.0	0.6
Wednesday, February 05, 2014	17:10	0:10	24	30	25	23	-24	2.4	52	-8	1	0.0	0.0
Wednesday, February 05, 2014	17:20	0:10	22	29	23	21	-41	1.2	46	-8	1	0.0	0.0
Wednesday, February 05, 2014	17:30	0:10	22	28	23	21	-39	1.3	43	-8	1	0.0	0.6
Wednesday, February 05, 2014	17:40	0:10	22	28	23	20	-38	1.8	43	-8	1	0.2	0.7
Wednesday, February 05, 2014	17:50	0:10	27	42	30	22	-43	3.1	26	-8	1	0.0	0.0
Wednesday, February 05, 2014	18:00	0:10	22	26	23	21	-32	2.8	24	-8	1	0.0	0.6
Wednesday, February 05, 2014	18:10	0:10	22	27	23	21	70	4.4	13	-8	1	0.0	0.6
Wednesday, February 05, 2014	18:20	0:10	22	31	23	21	61	4.3	359	-8	1	0.2	0.7
Wednesday, February 05, 2014	18:30	0:10	23	26	24	21	59	4.1	355	-8	1	0.2	0.9
Wednesday, February 05, 2014	18:40	0:10	23	28	25	22	74	4.2	349	-9	1	0.2	0.9
Wednesday, February 05, 2014	18:50	0:10	25	39	28	22	54	4.0	347	-9	1	0.2	0.7
Wednesday, February 05, 2014	19:00	0:10	23	31	25	22	53	4.2	345	-9	1	0.2	1.1
Wednesday, February 05, 2014	19:10	0:10	31	41	34	26	103	4.6	339	-9	1	0.4	1.7
Wednesday, February 05, 2014	19:20	0:10	28	36	30	25	164	5.0	332	-9	1	0.4	1.5
Wednesday, February 05, 2014	19:30	0:10	25	39	27	23	61	3.9	333	-9	1	0.4	1.1
Wednesday, February 05, 2014	19:40	0:10	33	53	29	22	-42	2.5	340	-9	1	0.7	1.9
Wednesday, February 05, 2014	19:50	0:10	27	34	29	25	48	4.0	335	-9	1	0.6	1.1
Wednesday, February 05, 2014	20:00	0:10	28	35	30	26	146	5.1	322	-9	1	0.4	1.1
Wednesday, February 05, 2014	20:10	0:10	29	36	30	27	160	5.0	318	-9	1	0.2	0.9
Wednesday, February 05, 2014	20:20	0:10	28	36	30	26	221	5.3	324	-9	1	0.4	0.9
Wednesday, February 05, 2014	20:30	0:10	29	43	31	24	208	5.2	322	-9	1	0.6	1.1
Wednesday, February 05, 2014	20:40	0:10	27	41	28	24	134	4.9	322	-9	1	1.1	3.5
Wednesday, February 05, 2014	20:50	0:10	29	42	32	26	106	4.5	322	-9	1	1.1	2.8
Wednesday, February 05, 2014	21:00	0:10	29	38	32	25	183	5.0	319	-9	1	0.7	1.7
Wednesday, February 05, 2014	21:10	0:10	33	43	36	29	474	6.8	317	-10	1	0.9	3.5
Wednesday, February 05, 2014	21:20	0:10	31	36	33	28	278	5.8	325	-10	1	0.7	2.2
Wednesday, February 05, 2014	21:30	0:10	31	44	33	29	493	6.8	328	-10	1	0.7	2.6
Wednesday, February 05, 2014	21:40	0:10	35	42	37	32	825	7.9	329	-10	1	0.7	2.8
Wednesday, February 05, 2014	21:50	0:10	35	46	37	33	1143	8.8	324	-10	1	0.9	3.0
Wednesday, February 05, 2014	22:00	0:10	37	64	37	31	976	8.3	325	-10	1	0.7	2.4
Wednesday, February 05, 2014	22:10	0:10	31	39	33	29	333	5.9	329	-10	1	0.7	1.9
Wednesday, February 05, 2014	22:20	0:10	33	46	34	29	295	5.6	326	-10	1	0.7	2.6
Wednesday, February 05, 2014	22:30	0:10	32	41	34	30	222	5.3	327	-10	1	0.7	2.6
Wednesday, February 05, 2014	22:40	0:10	32	41	34	29	325	5.8	322	-10	1	0.7	2.2
Wednesday, February 05, 2014	22:50	0:10	33	40	35	30	293	5.5	320	-10	1	0.6	2.2
Wednesday, February 05, 2014	23:00	0:10	33	41	35	29	64	3.9	317	-10	1	0.7	1.9
Wednesday, February 05, 2014	23:10	0:10	29	38	31	26	22	3.8	321	-11	1	0.6	1.9
Wednesday, February 05, 2014	23:20	0:10	30	37	32	28	199	5.2	321	-11	1	0.6	2.0
Wednesday, February 05, 2014	23:30	0:10	31	38	32	29	229	5.4	314	-11	1	0.9	2.4
Wednesday, February 05, 2014	23:40	0:10	31	40	33	27	286	5.7	315	-11	1	0.7	1.7
Wednesday, February 05, 2014	23:50	0:10	32	48	33	28	99	4.2	317	-11	1	0.6	1.9
Thursday, February 06, 2014	0:00	0:10	30	37	32	28	169	4.8	320	-11	1	0.4	1.1
Thursday, February 06, 2014	0:10	0:10	34	45	36	31	219	5.1	325	-12	1	0.7	2.0
Thursday, February 06, 2014	0:20	0:10	37	52	39	33	531	6.7	334	-12	1	0.9	3.5
Thursday, February 06, 2014	0:30	0:10	35	41	36	33	670	7.1	334	-12	1	0.7	2.4
Thursday, February 06, 2014	0:40	0:10	34	41	36	32	893	7.8	329	-12	1	0.9	3.0
Thursday, February 06, 2014	0:50	0:10	35	44	37	33	809	7.6	322	-12	1	1.3	4.4
Thursday, February 06, 2014	1:00	0:10	37	44	40	33	678	7.3	326	-13	1	1.3	4.1
Thursday, February 06, 2014	1:10	0:10	35	42	38	32	647	7.4	328	-13	1	1.1	3.2
Thursday, February 06, 2014	1:20	0:10	36	49	37	32	1163	8.8	323	-13	1	0.9	3.7
Thursday, February 06, 2014	1:30	0:10	36	47	38	32	1227	8.9	325	-13	1	0.7	2.8
Thursday, February 06, 2014	1:40	0:10	34	41	36	31	1067	8.4	327	-13	1	0.9	4.3
Thursday, February 06, 2014	1:50	0:10	34	41	36	31	1025	8.4	328	-13	1	0.9	2.8
Thursday, February 06, 2014	2:00	0:10	30	40	33	25	225	8.4	324	-14	1	0.7	2.4
Thursday, February 06, 2014	2:10	0:10	30	48	33	25	-41	8.4	325	-14	1	0.6	2.2
Thursday, February 06, 2014	2:20	0:10	27	44	28	23	-27	8.9	330	-14	1	0.6	3.7
Thursday, February 06, 2014	2:30	0:10	31	41	33	27	-24	8.7	335	-14	1	1.3	3.5
Thursday, February 06, 2014	2:40	0:10	32	44	36	24	-24	7.8	323	-15	1	1.3	3.7
Thursday, February 06, 2014	2:50	0:10	25	37	29	22	-23	9.0	325	-15	1	0.7	2.0
Thursday, February 06, 2014	3:00	0:10	35	43	37	30	960	8.5	325	-15	1	0.9	2.4
Thursday, February 06, 2014	3:10	0:10	33	41	35	31	861	7.					

Table B-3: Location 1 Winter Compliance Evaluation

Date	Time	Duration	Leq	Lmax	L(10)	L(90)	WT N6	WT N6	Onsite Met	Onsite Met	NWS Plymouth	Loc. 6	Loc. 6
	Start Time	(min)	(dBA)	(dBA)	(dBA)	(dBA)	Output (kW)	HH WS (m/s)	WD @ 75m (degrees)	Temp. (°C)	Precip. Obs.	Avg. WS @ 2m (m/s)	Gust WS @ 2m (m/s)
Thursday, February 06, 2014	3:40	0:10	30	38	31	27	463	6.7	337	-15		0.9	2.8
Thursday, February 06, 2014	3:50	0:10	31	38	33	29	563	7.0	339	-15		1.3	3.0
Thursday, February 06, 2014	4:00	0:10	34	46	37	30	968	8.1	332	-15		1.3	2.4
Thursday, February 06, 2014	4:10	0:10	34	42	36	32	1201	8.8	331	-15		2.2	5.0
Thursday, February 06, 2014	4:20	0:10	37	48	40	33	826	7.3	332	-15		2.2	4.4
Thursday, February 06, 2014	4:30	0:10	35	47	38	32	275	5.6	334	-16		2.2	4.6
Thursday, February 06, 2014	4:40	0:10	32	38	35	30	65	4.0	337	-16		1.9	4.6
Thursday, February 06, 2014	4:50	0:10	33	50	34	30	-17	3.3	332	-16		1.3	4.1
Thursday, February 06, 2014	5:00	0:10	32	42	35	30	-40	2.3	333	-16		1.5	6.1
Thursday, February 06, 2014	5:10	0:10	35	51	37	31	-1	3.5	326	-16		1.5	4.1
Thursday, February 06, 2014	5:20	0:10	38	53	40	31	50	3.8	332	-16		1.5	3.3
Thursday, February 06, 2014	5:30	0:10	38	56	40	31	642	7.0	334	-17		1.5	3.3
Thursday, February 06, 2014	5:40	0:10	39	57	42	32	1095	8.2	331	-17		1.1	3.0
Thursday, February 06, 2014	5:50	0:10	33	41	35	31	733	7.0	325	-17		1.3	4.4
Thursday, February 06, 2014	6:00	0:10	33	41	35	31	805	7.6	320	-17		1.5	3.5
Thursday, February 06, 2014	6:10	0:10	33	40	35	30	760	7.4	321	-18		0.9	3.9
Thursday, February 06, 2014	6:20	0:10	33	42	35	30	655	7.0	322	-18		1.3	3.2
Thursday, February 06, 2014	6:30	0:10	32	43	34	29	505	6.6	322	-18		1.1	4.3
Thursday, February 06, 2014	6:40	0:10	32	48	34	29	371	6.2	323	-18		1.1	2.4
Thursday, February 06, 2014	6:50	0:10	35	46	39	29	393	6.0	323	-18		0.9	2.6
Thursday, February 06, 2014	7:00	0:10	30	36	32	27	257	5.7	322	-18		0.7	3.2
Thursday, February 06, 2014	7:10	0:10	32	41	36	28	327	5.9	320	-18		0.9	2.4
Thursday, February 06, 2014	7:20	0:10	32	40	35	28	396	6.3	315	-18		1.1	2.6
Thursday, February 06, 2014	7:30	0:10	32	55	34	30	744	7.5	313	-18		1.1	2.2
Thursday, February 06, 2014	7:40	0:10	33	40	35	30	803	7.8	313	-18		1.1	3.0
Thursday, February 06, 2014	7:50	0:10	33	45	36	30	677	7.6	310	-18		0.9	2.2
Thursday, February 06, 2014	8:00	0:10	33	40	35	30	731	7.4	306	-18		1.3	3.0
Thursday, February 06, 2014	8:10	0:10	32	45	35	28	590	7.1	311	-18		1.1	3.2
Thursday, February 06, 2014	8:20	0:10	31	40	33	29	450	6.6	311	-18		1.1	3.0
Thursday, February 06, 2014	8:30	0:10	31	38	33	29	509	6.7	307	-17		0.9	2.0
Thursday, February 06, 2014	8:40	0:10	30	37	32	28	255	5.5	303	-17		0.7	2.0
Thursday, February 06, 2014	8:50	0:10	33	42	35	29	497	6.4	305	-17		0.9	3.3
Thursday, February 06, 2014	9:00	0:10	31	37	33	28	338	5.9	305	-17		1.1	3.7
Thursday, February 06, 2014	9:10	0:10	36	44	40	31	846	8.1	309	-17		1.1	2.6
Thursday, February 06, 2014	9:20	0:10	35	47	37	31	649	7.3	308	-17		1.1	2.6
Thursday, February 06, 2014	9:30	0:10	37	49	40	30	641	7.2	307	-16		1.3	3.3
Thursday, February 06, 2014	9:40	0:10	34	42	37	28	299	5.4	306	-16		1.1	3.0
Thursday, February 06, 2014	9:50	0:10	31	38	33	28	475	6.6	303	-16		1.1	3.9
Thursday, February 06, 2014	10:00	0:10	36	50	39	28	438	6.5	302	-15		0.9	2.6
Thursday, February 06, 2014	10:10	0:10	33	46	36	27	356	6.3	307	-15		0.9	3.2
Thursday, February 06, 2014	10:20	0:10	27	38	28	24	156	4.8	314	-15		0.7	3.0
Thursday, February 06, 2014	10:30	0:10	27	38	29	25	223	5.5	317	-15		0.6	1.5
Thursday, February 06, 2014	10:40	0:10	29	38	31	26	343	6.1	319	-14		0.7	1.7
Thursday, February 06, 2014	10:50	0:10	31	41	34	27	383	6.3	320	-14		0.6	1.9
Thursday, February 06, 2014	11:00	0:10	31	41	34	27	269	5.7	320	-14		0.9	2.0
Thursday, February 06, 2014	11:10	0:10	31	51	32	25	286	5.7	320	-14		0.7	2.4
Thursday, February 06, 2014	11:20	0:10	29	41	30	25	196	5.0	322	-14		0.6	2.0
Thursday, February 06, 2014	11:30	0:10	28	41	31	25	129	4.6	312	-14		0.9	2.6
Thursday, February 06, 2014	11:40	0:10	29	38	31	25	194	5.1	309	-14		0.9	2.8
Thursday, February 06, 2014	11:50	0:10	28	35	31	23	166	5.0	309	-13		1.1	3.0
Thursday, February 06, 2014	12:00	0:10	26	40	28	24	96	4.5	307	-13		0.7	2.4
Thursday, February 06, 2014	12:10	0:10	31	45	35	24	34	3.7	304	-12		0.6	2.0
Thursday, February 06, 2014	12:20	0:10	28	37	30	25	152	5.2	311	-12		0.7	2.6
Thursday, February 06, 2014	12:30	0:10	30	46	31	25	237	5.5	309	-12		0.9	2.8
Thursday, February 06, 2014	12:40	0:10	28	40	31	25	231	5.4	303	-11		0.9	3.2
Thursday, February 06, 2014	12:50	0:10	31	47	34	27	303	5.8	316	-11		1.3	3.0
Thursday, February 06, 2014	13:00	0:10	33	51	36	27	299	5.8	318	-11		0.9	3.0
Thursday, February 06, 2014	13:10	0:10	32	44	35	28	470	6.8	317	-11		0.6	1.7
Thursday, February 06, 2014	13:20	0:10	49	81	46	28	457	6.6	320	-11		1.1	3.0
Thursday, February 06, 2014	13:30	0:10	50	82	42	29	374	6.1	306	-11		2.0	4.3
Thursday, February 06, 2014	13:40	0:10	33	43	36	29	453	6.6	304	-11		0.9	2.8
Thursday, February 06, 2014	13:50	0:10	39	53	40	29	260	5.6	299	-10		0.9	2.2
Thursday, February 06, 2014	14:00	0:10	28	45	31	21	97	6.3	305	-10		1.1	3.2
Thursday, February 06, 2014	14:10	0:10	26	37	30	20	-40	5.0	306	-10		0.9	2.4
Thursday, February 06, 2014	14:20	0:10	30	42	33	23	-40	4.4	306	-10		0.7	2.4
Thursday, February 06, 2014	14:30	0:10	29	52	32	21	-39	5.1	306	-10		0.9	2.6
Thursday, February 06, 2014	14:40	0:10	29	45	31	21	-40	4.3	305	-10		0.9	2.4
Thursday, February 06, 2014	14:50	0:10	26	39	29	19	-41	4.3	307	-10		0.9	2.4
Thursday, February 06, 2014	15:00	0:10	26	45	29	21	8	4.6	303	-10		0.4	1.5
Thursday, February 06, 2014	15:10	0:10	29	48	31	22	26	5.0	298	-10		0.4	1.5
Thursday, February 06, 2014	15:20	0:10	26	44	29	22	-41	4.2	301	-10		0.6	1.7
Thursday, February 06, 2014	15:30	0:10	24	41	27	19	-40	3.1	299	-10		0.9	2.2
Thursday, February 06, 2014	15:40	0:10	31	42	35	22	-39	3.6	301	-10		1.1	2.0
Thursday, February 06, 2014	15:50	0:10	24	39	27	17	-39	3.5	296	-10		1.1	2.6
Thursday, February 06, 2014	16:00	0:10	24	35	28	19	-32	4.2	284	-11		0.9	2.6
Thursday, February 06, 2014	16:10	0:10	23	37	26	20	58	4.3	284	-11		0.6	1.5
Thursday, February 06, 2014	16:20	0:10	27	47	29	20	40	4.1	283	-11		0.4	1.1
Thursday, February 06, 2014	16:30	0:10	28	46	29	20	14	3.8	283	-12		0.6	1.5
Thursday, February 06, 2014	16:40	0:10	29	41	32	22	23	4.0	277	-12		0.2	0.7
Thursday, February 06, 2014	16:50	0:10	25	33	29	20	20	4.0	279	-12		0.0	0.0
Thursday, February 06, 2014	17:00	0:10	26	37	29	21	13	3.8	282	-13		0.0	0.0
Thursday, February 06, 2014	17:10	0:10	27	41	30	22	10	3.9	275	-13		0.0	0.0
Thursday, February 06, 2014	17:20	0:10	28	43	30	23	-4	3.7	277	-13		0.0	0.6
Thursday, February 06, 2014	17:30	0:10	26	33	30	21	-33	3.1	278	-14		0.0	0.0
Thursday, February 06, 2014	17:40	0:10	24	33	27	21	-32	3.2	277	-14		0.0	0.0
Thursday, February 06, 2014	17:50	0:10	23	37	26	20	-33	3.1	281	-14		0.0	0.0
Thursday, February 06, 2014	18:00	0:10	25	35	28	21	-32	3.2	279	-14		0.0	0.0
Thursday, February 06, 2014	18:10	0:10	25	36	28	21	-45	3.0	274	-14		0.0	0.0
Thursday, February 06, 2014	18:20	0:10	26	37	28	21	-46	3.0	270	-14		0.0	0.0
Thursday, February 06, 2014	18:30	0:10	23	37	26	20	-43	2.9	266	-14		0.0	0.0
Thursday, February 06, 2014	18:40	0:10	22	30	24	19	-45	2.9	268	-14		0.0	0.0
Thursday, February 06, 2014	18:50	0:10	25	39	28	20	-40	2.6	267	-13		0.0	0.0
Thursday, February 06, 2014	19:00	0:10	22	31	24	20	-38	2.5	264	-13		0.0	0.0
Thursday, February 06, 2014	19:10	0:10	24	34	27	21	-46	2.6	263	-13		0.0	0.0
Thursday, February 06, 2014	19:20	0:10	25	34	28	21	-34	3.3	258	-13		0.0	0.0
Thursday, February 06, 2014	19:30	0:10	23	38	25	20	-44	3.1	251	-12		0.0	0.6
Thursday, February 06, 2014	19:40	0:10	22	27	23	20	-47	2.8	253	-12		0.0	0.0
Thursday, February 06, 2014	19:50	0:10	21	28	22	19	-39	3.0	257	-12		0.0	0.0
Thursday, February 06, 2014	20:00	0:10	23	35	26	19	-29	3.3	260	-12		0.0	0.0
Thursday, February 06, 2014	20:10	0:10	29	43	33	22	8	3.6	268	-13		0.0	0.6
Thursday, February 06, 2014	20:20	0:10	29	46	31	22	30	4.0	275	-13		0.2	

Table B-3: Location 1 Winter Compliance Evaluation

Date	Time	Duration	Leq	Lmax	L(10)	L(90)	WT N6	WT N6	Onsite Met	Onsite Met	NWS Plymouth	Loc. 6	Loc. 6
	Start Time	(min)	(dBA)	(dBA)	(dBA)	(dBA)	Output (kW)	HH WS (m/s)	WD @ 75m (degrees)	Temp. (°C)	Precip. Obs.	Avg. WS @ 2m (m/s)	Gust WS @ 2m (m/s)
Thursday, February 06, 2014	20:40	0:10	23	28	24	21	21	3.8	267	-13		0.2	0.9
Thursday, February 06, 2014	20:50	0:10	23	31	24	21	25	3.8	260	-12		0.2	0.9
Thursday, February 06, 2014	21:00	0:10	24	36	26	21	21	3.7	255	-12		0.0	0.4
Thursday, February 06, 2014	21:10	0:10	22	43	24	20	19	3.7	255	-12		0.0	0.0
Thursday, February 06, 2014	21:20	0:10	22	25	23	21	39	4.1	256	-12		0.0	0.0
Thursday, February 06, 2014	21:30	0:10	22	26	23	20	124	4.8	256	-12		0.2	0.6
Thursday, February 06, 2014	21:40	0:10	22	41	23	20	104	4.6	255	-12		0.4	0.7
Thursday, February 06, 2014	21:50	0:10	23	29	24	21	117	4.6	256	-12		0.4	1.3
Thursday, February 06, 2014	22:00	0:10	23	37	23	20	243	5.4	258	-12		0.0	0.0
Thursday, February 06, 2014	22:10	0:10	23	39	24	20	528	7.0	259	-12		0.2	0.9
Thursday, February 06, 2014	22:20	0:10	25	40	25	20	362	6.2	258	-12		0.2	1.5
Thursday, February 06, 2014	22:30	0:10	22	37	22	18	183	5.2	257	-13		0.4	1.1
Thursday, February 06, 2014	22:40	0:10	19	28	21	18	13	3.4	257	-13		0.2	0.7
Thursday, February 06, 2014	22:50	0:10	19	27	21	17	4	3.4	259	-13		0.2	0.9
Thursday, February 06, 2014	23:00	0:10	26	41	30	16	-11	3.3	264	-13		0.2	1.5
Thursday, February 06, 2014	23:10	0:10	22	42	24	16	-27	2.8	267	-14		0.2	0.7
Thursday, February 06, 2014	23:20	0:10	27	46	30	16	-39	2.3	264	-14		0.4	1.1
Thursday, February 06, 2014	23:30	0:10	23	41	23	17	-37	2.5	266	-14		0.4	1.1
Thursday, February 06, 2014	23:40	0:10	19	25	20	17	-39	2.4	268	-14		0.0	0.6
Thursday, February 06, 2014	23:50	0:10	18	24	19	16	-39	2.2	270	-14		0.2	0.7
Friday, February 07, 2014	0:00	0:10	17	27	18	16	-37	1.5	270	-14		0.0	0.0
Friday, February 07, 2014	0:10	0:10	17	28	19	16	-40	2.4	275	-14		0.0	0.7
Friday, February 07, 2014	0:20	0:10	20	34	21	17	-11	3.3	272	-14		0.0	0.9
Friday, February 07, 2014	0:30	0:10	26	40	29	20	119	4.6	273	-14		0.0	0.4
Friday, February 07, 2014	0:40	0:10	23	32	25	20	227	5.4	270	-14		0.2	1.3
Friday, February 07, 2014	0:50	0:10	22	28	24	20	203	5.1	268	-14		0.2	1.1
Friday, February 07, 2014	1:00	0:10	24	35	27	21	260	5.7	268	-14		0.4	2.4
Friday, February 07, 2014	1:10	0:10	26	34	29	22	318	5.9	273	-14		0.6	2.2
Friday, February 07, 2014	1:20	0:10	23	32	25	21	126	4.6	274	-14		0.6	2.0
Friday, February 07, 2014	1:30	0:10	31	49	31	22	33	3.7	280	-14		0.4	1.5
Friday, February 07, 2014	1:40	0:10	26	39	29	22	13	3.5	288	-14		0.0	0.7
Friday, February 07, 2014	1:50	0:10	29	37	31	26	149	5.0	284	-14		0.2	1.5
Friday, February 07, 2014	2:00	0:10	19	43	20	15	-18	5.3	280	-14		0.2	0.9
Friday, February 07, 2014	2:10	0:10	16	39	17	15	-39	6.6	281	-14		0.6	2.0
Friday, February 07, 2014	2:20	0:10	16	36	18	15	-38	8.4	293	-14		0.4	1.5
Friday, February 07, 2014	2:30	0:10	17	28	19	16	-39	8.6	285	-14		0.2	1.3
Friday, February 07, 2014	2:40	0:10	20	37	21	17	-39	9.0	280	-14		0.9	2.8
Friday, February 07, 2014	2:50	0:10	19	28	21	17	-38	8.6	276	-14		0.9	2.4
Friday, February 07, 2014	3:00	0:10	33	47	35	19	854	8.9	276	-14		1.3	3.3
Friday, February 07, 2014	3:10	0:10	34	45	37	29	1227	9.1	273	-14		1.5	3.2
Friday, February 07, 2014	3:20	0:10	32	40	34	29	1249	9.0	276	-14		1.1	2.6
Friday, February 07, 2014	3:30	0:10	31	40	33	28	843	7.9	278	-14		0.7	2.0
Friday, February 07, 2014	3:40	0:10	32	41	34	29	804	7.8	279	-14		0.6	2.2
Friday, February 07, 2014	3:50	0:10	32	43	34	29	742	7.8	277	-14		0.7	2.4
Friday, February 07, 2014	4:00	0:10	31	39	33	28	545	7.1	277	-14		1.3	4.4
Friday, February 07, 2014	4:10	0:10	30	38	33	27	613	7.4	274	-14		0.7	2.0
Friday, February 07, 2014	4:20	0:10	30	38	32	27	622	7.4	280	-14		0.7	2.6
Friday, February 07, 2014	4:30	0:10	31	39	33	28	768	7.8	276	-14		1.5	3.0
Friday, February 07, 2014	4:40	0:10	28	40	31	24	650	7.3	276	-14		1.5	3.7
Friday, February 07, 2014	4:50	0:10	26	34	28	23	347	6.1	272	-14		1.9	3.9
Friday, February 07, 2014	5:00	0:10	25	35	27	22	331	6.2	272	-14		1.5	3.5
Friday, February 07, 2014	5:10	0:10	25	35	27	20	59	3.9	274	-14		1.5	3.3
Friday, February 07, 2014	5:20	0:10	28	40	32	21	67	4.1	272	-14		1.5	4.6
Friday, February 07, 2014	5:30	0:10	34	47	38	22	-10	3.3	274	-14		1.5	2.8
Friday, February 07, 2014	5:40	0:10	28	41	30	23	68	4.3	273	-14		1.7	3.7
Friday, February 07, 2014	5:50	0:10	28	40	30	23	129	4.7	274	-14		1.3	2.8
Friday, February 07, 2014	6:00	0:10	28	37	31	25	146	4.8	273	-14		1.5	3.9
Friday, February 07, 2014	6:10	0:10	29	43	31	26	300	5.9	273	-14		0.7	2.8
Friday, February 07, 2014	6:20	0:10	30	39	32	27	282	6.0	274	-14		0.6	1.5
Friday, February 07, 2014	6:30	0:10	30	40	33	28	287	6.1	271	-14		0.4	1.9
Friday, February 07, 2014	6:40	0:10	30	39	33	27	254	5.7	271	-14		0.2	1.3
Friday, February 07, 2014	6:50	0:10	33	45	38	26	103	4.7	268	-14		0.4	1.7
Friday, February 07, 2014	7:00	0:10	30	39	33	27	202	5.4	268	-14		0.6	2.2
Friday, February 07, 2014	7:10	0:10	34	44	36	30	356	6.2	267	-14		1.1	3.2
Friday, February 07, 2014	7:20	0:10	31	39	33	28	327	6.2	268	-14		1.3	3.2
Friday, February 07, 2014	7:30	0:10	36	51	39	28	452	6.6	268	-14		0.9	3.0
Friday, February 07, 2014	7:40	0:10	33	41	36	30	446	6.7	268	-14		0.9	2.2
Friday, February 07, 2014	7:50	0:10	34	46	37	28	321	6.1	269	-14		1.1	3.2
Friday, February 07, 2014	8:00	0:10	29	41	32	26	215	5.2	269	-14		0.9	3.0
Friday, February 07, 2014	8:10	0:10	36	48	40	28	147	5.0	274	-13		1.3	3.2
Friday, February 07, 2014	8:20	0:10	33	41	35	31	268	5.8	273	-13		1.1	3.5
Friday, February 07, 2014	8:30	0:10	32	42	34	30	285	5.8	276	-13		1.7	4.1
Friday, February 07, 2014	8:40	0:10	33	46	36	30	428	6.5	270	-13		1.5	3.5
Friday, February 07, 2014	8:50	0:10	33	44	35	30	495	7.0	267	-12		1.1	3.2
Friday, February 07, 2014	9:00	0:10	34	46	37	30	461	6.5	268	-12		1.3	3.3
Friday, February 07, 2014	9:10	0:10	31	42	33	28	121	4.7	268	-12		1.7	4.1
Friday, February 07, 2014	9:20	0:10	36	55	37	30	334	6.3	272	-12		1.5	3.5
Friday, February 07, 2014	9:30	0:10	34	43	37	30	727	7.8	273	-12		1.3	3.9
Friday, February 07, 2014	9:40	0:10	32	39	34	29	213	5.4	273	-11		1.7	4.8
Friday, February 07, 2014	9:50	0:10	33	49	35	29	290	6.0	269	-11		1.7	3.9
Friday, February 07, 2014	10:00	0:10	39	49	43	34	581	7.4	283	-11		1.7	4.6
Friday, February 07, 2014	10:10	0:10	39	49	43	34	1226	9.0	281	-11		1.9	5.6
Friday, February 07, 2014	10:20	0:10	44	60	46	37	849	8.1	275	-10		1.9	3.7
Friday, February 07, 2014	10:30	0:10	40	47	44	33	918	8.2	274	-10		2.0	4.4
Friday, February 07, 2014	10:40	0:10	35	48	39	31	956	8.4	263	-10		1.9	5.0
Friday, February 07, 2014	10:50	0:10	37	44	40	32	617	7.3	276	-10		1.3	5.2
Friday, February 07, 2014	11:00	0:10	38	44	40	33	594	7.2	290	-9		1.3	3.5
Friday, February 07, 2014	11:10	0:10	40	46	43	34	483	6.9	289	-10		1.1	3.5
Friday, February 07, 2014	11:20	0:10	42	58	44	35	323	6.0	290	-9		1.5	4.1
Friday, February 07, 2014	11:30	0:10	38	51	41	31	594	7.0	290	-9		1.5	3.7
Friday, February 07, 2014	11:40	0:10	35	45	39	30	420	6.6	285	-9		1.5	4.8
Friday, February 07, 2014	11:50	0:10	38	54	41	32	460	6.7	280	-9		1.1	2.8
Friday, February 07, 2014	12:00	0:10	37	52	40	30	465	6.8	279	-8		1.7	3.5
Friday, February 07, 2014	12:10	0:10	38	49	42	30	480	6.9	282	-9		1.7	3.9
Friday, February 07, 2014	12:20	0:10	37	49	40	32	388	6.3	279	-9		1.7	4.8
Friday, February 07, 2014	12:30	0:10	35	49	37	32	660	7.4	279	-10		1.5	3.9
Friday, February 07, 2014	12:40	0:10	36	45	39	32	653	7.4	275	-9		1.1	3.2
Friday, February 07, 2014	12:50	0:10	38	46	40	34	717	7.4	282	-8		1.9	3.9
Friday, February 07, 2014	13:00	0:10	34	45	35	30	538	6.9	292	-7		2.2	5.7
Friday, February 07, 2014	13:10	0:10	35	55	38	28	266	5.5	267	-8		1.7	3.9
Friday, February 07, 2014	13:20	0:10	38	51	42	30	679	7.8	290	-7		1.3	3.5

Table B-3: Location 1 Winter Compliance Evaluation

Date	Time	Duration	Leq	Lmax	L(10)	L(90)	WT N6	WT N6	Onsite Met	Onsite Met	NWS Plymouth	Loc. 6	Loc. 6
	Start Time	(min)	(dBA)	(dBA)	(dBA)	(dBA)	Output (kW)	HH WS (m/s)	WD @ 75m (degrees)	Temp. (°C)	Precip. Obs.	Avg. WS @ 2m (m/s)	Gust WS @ 2m (m/s)
Friday, February 07, 2014	13:40	0:10	35	43	38	29	478	6.6	292	-7		1.7	3.9
Friday, February 07, 2014	13:50	0:10	36	49	39	31	680	7.5	274	-7		1.7	5.4
Friday, February 07, 2014	14:00	0:10	30	38	32	28	21	7.1	275	-8		1.1	2.8
Friday, February 07, 2014	14:10	0:10	32	41	34	29	-40	6.3	286	-7		1.9	4.6
Friday, February 07, 2014	14:20	0:10	31	40	34	27	-25	7.0	287	-7		1.9	3.9
Friday, February 07, 2014	14:30	0:10	32	43	35	28	-25	6.6	272	-7		1.5	3.0
Friday, February 07, 2014	14:40	0:10	32	48	34	26	-26	5.7	266	-8		1.9	5.0
Friday, February 07, 2014	14:50	0:10	33	49	35	26	-24	7.1	258	-8		1.5	3.7
Friday, February 07, 2014	15:00	0:10	29	44	31	27	228	6.0	272	-8		0.9	3.5
Friday, February 07, 2014	15:10	0:10	27	37	29	25	182	5.0	279	-7		1.1	4.1
Friday, February 07, 2014	15:20	0:10	30	40	33	25	210	5.4	274	-8		1.3	4.8
Friday, February 07, 2014	15:30	0:10	45	65	46	28	274	6.0	279	-8		1.3	3.7
Friday, February 07, 2014	15:40	0:10	43	66	36	29	604	7.5	279	-8		1.3	3.3
Friday, February 07, 2014	15:50	0:10	31	38	34	27	502	6.8	275	-8		1.3	2.8
Friday, February 07, 2014	16:00	0:10	31	49	35	23	198	5.3	283	-8		1.3	3.5
Friday, February 07, 2014	16:10	0:10	31	48	34	25	323	6.1	267	-9		0.7	1.5
Friday, February 07, 2014	16:20	0:10	31	44	35	25	323	6.1	250	-9		0.7	3.0
Friday, February 07, 2014	16:30	0:10	28	38	31	23	159	5.2	264	-9		0.7	1.9
Friday, February 07, 2014	16:40	0:10	27	38	31	21	77	4.5	257	-9		0.7	2.2
Friday, February 07, 2014	16:50	0:10	25	38	27	21	103	4.8	249	-10		0.6	1.9
Friday, February 07, 2014	17:00	0:10	27	38	31	21	20	3.6	253	-10		0.7	2.8
Friday, February 07, 2014	17:10	0:10	26	36	30	20	-20	3.2	251	-10		0.6	2.0
Friday, February 07, 2014	17:20	0:10	25	36	28	22	57	4.2	244	-10		0.7	1.9
Friday, February 07, 2014	17:30	0:10	28	40	30	24	165	5.4	245	-10		0.4	1.5
Friday, February 07, 2014	17:40	0:10	32	44	34	26	159	5.2	244	-10		0.2	0.7
Friday, February 07, 2014	17:50	0:10	26	36	29	21	34	4.1	247	-10		0.4	3.5
Friday, February 07, 2014	18:00	0:10	25	36	29	21	119	4.9	251	-10		0.9	2.2
Friday, February 07, 2014	18:10	0:10	25	35	27	22	477	7.0	253	-10		1.3	3.0
Friday, February 07, 2014	18:20	0:10	29	39	32	24	588	7.4	254	-10		1.5	3.5
Friday, February 07, 2014	18:30	0:10	31	44	34	26	410	6.6	254	-10		1.1	2.4
Friday, February 07, 2014	18:40	0:10	26	35	27	23	400	6.4	260	-10		1.5	3.5
Friday, February 07, 2014	18:50	0:10	29	39	32	24	372	6.5	254	-10		1.5	4.4
Friday, February 07, 2014	19:00	0:10	33	43	36	27	666	7.4	256	-10		1.5	4.4
Friday, February 07, 2014	19:10	0:10	32	41	34	29	1265	9.3	248	-10		2.0	4.3
Friday, February 07, 2014	19:20	0:10	34	43	36	30	1417	9.7	256	-10		1.9	4.1
Friday, February 07, 2014	19:30	0:10	37	52	39	30	1224	9.1	259	-10		1.9	4.6
Friday, February 07, 2014	19:40	0:10	33	41	35	30	702	7.5	262	-10		1.3	4.6
Friday, February 07, 2014	19:50	0:10	32	40	34	29	934	8.3	267	-11		1.5	3.5
Friday, February 07, 2014	20:00	0:10	34	46	36	29	1032	8.5	272	-11		1.5	3.3
Friday, February 07, 2014	20:10	0:10	33	43	35	31	1174	9.0	270	-11		1.7	4.1
Friday, February 07, 2014	20:20	0:10	32	40	34	29	1031	8.7	274	-11		1.7	4.6
Friday, February 07, 2014	20:30	0:10	36	51	40	29	1294	9.4	269	-11		1.9	3.9
Friday, February 07, 2014	20:40	0:10	33	42	36	30	1802	11.0	267	-11		2.0	3.9
Friday, February 07, 2014	20:50	0:10	37	52	40	32	1958	11.8	270	-11		1.9	3.9
Friday, February 07, 2014	21:00	0:10	40	53	43	35	1994	13.1	271	-11		1.7	4.3
Friday, February 07, 2014	21:10	0:10	41	50	44	35	1998	15.0	265	-11		2.0	5.7
Friday, February 07, 2014	21:20	0:10	41	53	44	37	1999	14.8	263	-11		2.0	5.0
Friday, February 07, 2014	21:30	0:10	40	50	44	36	1969	13.0	266	-11		2.0	5.0
Friday, February 07, 2014	21:40	0:10	39	51	42	33	1708	10.8	270	-11		2.6	6.7
Friday, February 07, 2014	21:50	0:10	36	50	38	33	1832	11.7	277	-12		2.4	6.1
Friday, February 07, 2014	22:00	0:10	37	46	40	33	1912	12.4	282	-12		2.8	5.2
Friday, February 07, 2014	22:10	0:10	36	45	39	32	1337	9.3	278	-12		2.4	5.0
Friday, February 07, 2014	22:20	0:10	33	41	35	30	1020	8.6	287	-12		2.0	6.3
Friday, February 07, 2014	22:30	0:10	35	47	35	30	1093	9.1	280	-12		2.2	6.3
Friday, February 07, 2014	22:40	0:10	33	40	35	29	596	7.2	278	-12		2.2	4.8
Friday, February 07, 2014	22:50	0:10	30	39	32	27	552	7.1	285	-12		2.2	4.6
Friday, February 07, 2014	23:00	0:10	29	38	31	26	374	6.5	278	-12		1.9	4.8
Friday, February 07, 2014	23:10	0:10	30	44	33	24	133	4.8	286	-12		1.9	4.3
Friday, February 07, 2014	23:20	0:10	25	40	28	22	170	5.1	280	-12		1.5	3.3
Friday, February 07, 2014	23:30	0:10	26	38	28	22	128	5.0	274	-12		1.5	3.7
Friday, February 07, 2014	23:40	0:10	25	37	27	22	17	4.8	280	-12		1.5	3.3
Friday, February 07, 2014	23:50	0:10	26	37	30	22	192	5.4	270	-12		1.5	3.9
Saturday, February 08, 2014	0:00	0:10	25	35	28	22	225	5.7	268	-12		0.9	4.3
Saturday, February 08, 2014	0:10	0:10	26	37	29	22	388	6.3	267	-12		0.7	2.6
Saturday, February 08, 2014	0:20	0:10	28	36	30	24	418	6.7	265	-13		1.1	3.3
Saturday, February 08, 2014	0:30	0:10	31	46	34	26	571	7.1	266	-13		1.3	3.7
Saturday, February 08, 2014	0:40	0:10	28	39	30	25	677	7.7	258	-13		1.3	3.7
Saturday, February 08, 2014	0:50	0:10	30	40	33	25	628	7.4	259	-13		0.6	1.9
Saturday, February 08, 2014	1:00	0:10	25	33	27	23	352	6.2	265	-13		0.9	2.8
Saturday, February 08, 2014	1:10	0:10	28	37	30	24	365	6.6	272	-13		0.9	2.6
Saturday, February 08, 2014	1:20	0:10	24	33	27	21	223	5.6	274	-13		0.7	2.6
Saturday, February 08, 2014	1:30	0:10	25	33	27	21	427	6.6	273	-14		1.5	3.7
Saturday, February 08, 2014	1:40	0:10	26	37	29	23	273	5.8	271	-13		1.5	4.6
Saturday, February 08, 2014	1:50	0:10	26	36	28	23	239	5.5	272	-13		1.3	4.1
Saturday, February 08, 2014	2:00	0:10	21	29	24	18	-26	6.4	275	-14		1.7	3.9
Saturday, February 08, 2014	2:10	0:10	22	35	24	18	-40	5.6	276	-14		1.7	5.2
Saturday, February 08, 2014	2:20	0:10	20	33	22	17	-39	5.9	277	-14		1.7	4.6
Saturday, February 08, 2014	2:30	0:10	19	26	20	18	-39	7.6	276	-14		1.7	4.1
Saturday, February 08, 2014	2:40	0:10	19	26	20	18	-24	8.5	279	-14		1.7	5.6
Saturday, February 08, 2014	2:50	0:10	25	38	29	19	-24	8.0	276	-14		1.7	4.4
Saturday, February 08, 2014	3:00	0:10	29	38	32	19	238	7.3	277	-14		1.5	4.1
Saturday, February 08, 2014	3:10	0:10	30	43	33	25	339	6.1	275	-14		1.5	4.1
Saturday, February 08, 2014	3:20	0:10	26	40	29	22	206	5.1	278	-14		1.1	3.2
Saturday, February 08, 2014	3:30	0:10	26	41	28	23	207	5.3	278	-14		1.7	5.4
Saturday, February 08, 2014	3:40	0:10	27	36	29	24	383	6.2	278	-15		1.7	4.6
Saturday, February 08, 2014	3:50	0:10	33	50	34	27	583	7.1	278	-15		1.1	3.9
Saturday, February 08, 2014	4:00	0:10	32	42	35	28	566	7.0	281	-15		1.7	4.3
Saturday, February 08, 2014	4:10	0:10	33	44	35	30	827	8.0	283	-15		1.9	4.3
Saturday, February 08, 2014	4:20	0:10	34	45	36	31	1084	8.8	286	-15		1.5	3.7
Saturday, February 08, 2014	4:30	0:10	34	44	36	31	940	8.1	286	-15		1.3	4.1
Saturday, February 08, 2014	4:40	0:10	34	45	36	31	643	7.3	284	-15		1.5	4.1
Saturday, February 08, 2014	4:50	0:10	31	40	32	28	424	6.2	285	-15		1.9	3.9
Saturday, February 08, 2014	5:00	0:10	31	42	33	28	491	6.8	284	-15		1.1	3.0
Saturday, February 08, 2014	5:10	0:10	32	47	34	28	562	7.1	283	-15		0.7	2.2
Saturday, February 08, 2014	5:20	0:10	30	41	32	27	528	6.8	281	-15		1.1	3.5
Saturday, February 08, 2014	5:30	0:10	34	48	38	27	488	6.9	282	-15		0.9	3.9
Saturday, February 08, 2014	5:40	0:10	30	39	32	26	490	6.8	280	-15		1.7	4.1
Saturday, February 08, 2014	5:50	0:10	33	47	35	27	366	6.2	278	-15		1.1	3.0
Saturday, February 08, 2014	6:00	0:10	30	39	33	26	250	5.5	278	-15		1.3	3.9
Saturday, February 08, 2014	6:10	0:10	30	44	33	27	244	5.5	277	-15		1.1	3.9
Saturday, February 08, 2014	6:20	0:10	31	40	33	28	364						

Table B-3: Location 1 Winter Compliance Evaluation

Date	Time	Duration	Leq	Lmax	L(10)	L(90)	WT N6	WT N6	Onsite Met	Onsite Met	NWS Plymouth	Loc. 6	Loc. 6
	Start Time	(min)	(dBA)	(dBA)	(dBA)	(dBA)	Output (kW)	HH WS (m/s)	WD @ 75m (degrees)	Temp. (°C)	Precip. Obs.	Avg. WS @ 2m (m/s)	Gust WS @ 2m (m/s)
Saturday, February 08, 2014	6:40	0:10	27	48	29	24	312	5.9	277	-15		0.6	2.4
Saturday, February 08, 2014	6:50	0:10	26	40	29	23	168	5.0	278	-15		0.9	2.8
Saturday, February 08, 2014	7:00	0:10	27	39	29	24	132	4.9	279	-16		0.7	1.5
Saturday, February 08, 2014	7:10	0:10	35	49	38	26	146	4.9	279	-16		1.1	2.8
Saturday, February 08, 2014	7:20	0:10	33	49	36	24	126	4.8	281	-16		0.9	2.8
Saturday, February 08, 2014	7:30	0:10	32	49	35	28	128	4.7	279	-16		1.1	2.6
Saturday, February 08, 2014	7:40	0:10	30	39	32	27	146	4.9	279	-15		1.1	3.9
Saturday, February 08, 2014	7:50	0:10	32	40	35	27	103	4.6	280	-15		1.5	3.7
Saturday, February 08, 2014	8:00	0:10	34	46	38	28	120	4.7	284	-15		1.3	3.3
Saturday, February 08, 2014	8:10	0:10	33	45	36	28	281	5.8	283	-15		1.3	3.7
Saturday, February 08, 2014	8:20	0:10	29	37	31	26	298	5.9	282	-15		1.9	4.4
Saturday, February 08, 2014	8:30	0:10	30	41	32	26	230	5.6	284	-15		1.9	4.6
Saturday, February 08, 2014	8:40	0:10	30	40	32	26	281	5.8	286	-15		1.9	3.9
Saturday, February 08, 2014	8:50	0:10	33	42	36	28	479	7.0	283	-14		1.5	3.9
Saturday, February 08, 2014	9:00	0:10	35	44	38	30	580	7.1	286	-14		1.7	4.6
Saturday, February 08, 2014	9:10	0:10	35	50	38	30	921	8.0	286	-14		1.9	6.5
Saturday, February 08, 2014	9:20	0:10	36	48	38	32	531	6.9	286	-14		1.7	4.6
Saturday, February 08, 2014	9:30	0:10	44	60	44	29	736	7.5	286	-13		1.9	5.0
Saturday, February 08, 2014	9:40	0:10	35	45	38	31	304	6.0	281	-13		2.2	6.5
Saturday, February 08, 2014	9:50	0:10	39	52	41	34	440	6.7	290	-13		2.0	4.4
Saturday, February 08, 2014	10:00	0:10	32	39	34	29	449	6.6	293	-13		1.9	3.9
Saturday, February 08, 2014	10:10	0:10	32	41	35	28	424	6.4	289	-12		2.0	6.5
Saturday, February 08, 2014	10:20	0:10	36	51	39	30	363	6.2	285	-12		2.4	6.5
Saturday, February 08, 2014	10:30	0:10	34	42	36	30	452	6.6	283	-12		1.9	3.5
Saturday, February 08, 2014	10:40	0:10	35	46	38	31	546	7.1	288	-11		1.7	5.7
Saturday, February 08, 2014	10:50	0:10	36	54	38	29	677	7.5	290	-11		1.7	5.6
Saturday, February 08, 2014	11:00	0:10	34	42	36	29	783	7.9	280	-11		1.9	4.3
Saturday, February 08, 2014	11:10	0:10	34	45	36	30	516	6.8	288	-10		1.9	5.2
Saturday, February 08, 2014	11:20	0:10	32	38	34	30	529	6.8	279	-10		1.7	3.7
Saturday, February 08, 2014	11:30	0:10	33	40	34	30	382	6.5	283	-10		1.9	4.3
Saturday, February 08, 2014	11:40	0:10	30	40	32	28	390	6.3	279	-10		1.9	4.1
Saturday, February 08, 2014	11:50	0:10	30	41	33	26	350	6.1	277	-10		1.5	3.9
Saturday, February 08, 2014	12:00	0:10	34	52	37	25	177	5.2	283	-9		1.9	4.3
Saturday, February 08, 2014	12:10	0:10	33	45	37	27	111	4.6	284	-9		1.7	3.5
Saturday, February 08, 2014	12:20	0:10	33	46	36	28	410	6.7	283	-9		1.9	3.9
Saturday, February 08, 2014	12:30	0:10	33	46	36	28	193	5.2	296	-9		1.3	3.2
Saturday, February 08, 2014	12:40	0:10	36	53	38	30	225	5.5	284	-8		1.3	3.7
Saturday, February 08, 2014	12:50	0:10	34	45	36	30	150	4.7	282	-8		1.5	2.6
Saturday, February 08, 2014	13:00	0:10	33	44	36	29	144	4.8	305	-8		1.5	3.9
Saturday, February 08, 2014	13:10	0:10	31	40	33	27	46	4.0	315	-8		1.5	3.9
Saturday, February 08, 2014	13:20	0:10	28	38	31	25	-18	3.7	299	-8		1.3	3.0
Saturday, February 08, 2014	13:30	0:10	29	40	32	26	15	3.6	292	-8		1.1	3.0
Saturday, February 08, 2014	13:40	0:10	31	43	33	27	-4	3.5	288	-8		1.1	3.2
Saturday, February 08, 2014	13:50	0:10	31	45	35	25	34	4.0	303	-7		1.3	3.7
Saturday, February 08, 2014	14:00	0:10	25	32	27	22	-39	3.6	289	-7		1.1	2.4
Saturday, February 08, 2014	14:10	0:10	30	46	32	24	-40	3.5	278	-8		1.1	3.7
Saturday, February 08, 2014	14:20	0:10	41	58	43	23	-40	4.2	291	-7		1.3	3.0
Saturday, February 08, 2014	14:30	0:10	26	36	28	21	-39	4.0	274	-8		1.3	3.2
Saturday, February 08, 2014	14:40	0:10	28	43	30	23	-41	2.8	264	-8		1.3	3.0
Saturday, February 08, 2014	14:50	0:10	28	37	31	23	-39	3.4	260	-8		1.1	2.6
Saturday, February 08, 2014	15:00	0:10	28	40	31	24	-22	3.5	275	-8		0.9	2.6
Saturday, February 08, 2014	15:10	0:10	37	63	36	25	-22	3.9	276	-8		1.1	2.4
Saturday, February 08, 2014	15:20	0:10	31	49	32	21	69	4.3	281	-8		1.1	2.8
Saturday, February 08, 2014	15:30	0:10	27	40	31	23	26	4.1	286	-8		0.4	1.7
Saturday, February 08, 2014	15:40	0:10	23	30	25	20	34	4.0	274	-8		0.7	2.0
Saturday, February 08, 2014	15:50	0:10	26	35	28	23	55	4.2	254	-9		0.7	1.7
Saturday, February 08, 2014	16:00	0:10	29	44	33	22	61	4.3	258	-9		0.4	1.9
Saturday, February 08, 2014	16:10	0:10	28	44	31	21	85	4.6	268	-9		0.6	1.7
Saturday, February 08, 2014	16:20	0:10	29	45	33	22	92	4.6	254	-9		0.6	1.7
Saturday, February 08, 2014	16:30	0:10	25	44	28	21	124	4.9	259	-9		0.4	1.3
Saturday, February 08, 2014	16:40	0:10	27	45	30	22	83	4.4	265	-10		0.6	1.1
Saturday, February 08, 2014	16:50	0:10	24	32	26	20	82	4.5	264	-10		0.4	1.5
Saturday, February 08, 2014	17:00	0:10	24	35	26	21	89	4.7	266	-10		0.2	1.5
Saturday, February 08, 2014	17:10	0:10	26	36	29	22	104	4.7	271	-10		0.6	1.7
Saturday, February 08, 2014	17:20	0:10	27	36	30	22	123	4.9	267	-10		0.0	0.7
Saturday, February 08, 2014	17:30	0:10	26	41	28	21	49	4.1	263	-10		0.4	1.1
Saturday, February 08, 2014	17:40	0:10	30	45	33	21	40	4.1	262	-10		0.2	1.3
Saturday, February 08, 2014	17:50	0:10	23	32	24	20	191	5.5	261	-10		0.2	0.7
Saturday, February 08, 2014	18:00	0:10	26	40	28	22	263	6.0	259	-10		0.4	1.1
Saturday, February 08, 2014	18:10	0:10	26	32	28	22	180	5.3	263	-10		0.2	0.7
Saturday, February 08, 2014	18:20	0:10	25	37	27	21	200	5.5	262	-10		0.2	2.0
Saturday, February 08, 2014	18:30	0:10	29	40	31	25	374	6.5	268	-10		0.4	1.9
Saturday, February 08, 2014	18:40	0:10	26	35	29	22	216	5.4	266	-10		0.6	2.2
Saturday, February 08, 2014	18:50	0:10	26	37	28	22	165	5.2	273	-10		0.9	2.6
Saturday, February 08, 2014	19:00	0:10	26	34	29	22	289	5.9	276	-10		0.6	1.3
Saturday, February 08, 2014	19:10	0:10	27	39	30	22	164	5.2	275	-10		0.4	0.9
Saturday, February 08, 2014	19:20	0:10	26	37	29	21	243	5.8	274	-10		0.0	0.0
Saturday, February 08, 2014	19:30	0:10	30	42	34	21	95	4.4	275	-10		0.2	0.9
Saturday, February 08, 2014	19:40	0:10	22	30	24	20	113	4.8	277	-10		0.2	1.3
Saturday, February 08, 2014	19:50	0:10	27	40	31	21	149	5.1	290	-10		0.7	1.9
Saturday, February 08, 2014	20:00	0:10	24	35	26	20	72	4.4	302	-10		0.2	1.3
Saturday, February 08, 2014	20:10	0:10	25	38	28	21	120	4.9	298	-11		0.2	1.1
Saturday, February 08, 2014	20:20	0:10	24	40	26	20	94	4.6	304	-11		0.4	1.7
Saturday, February 08, 2014	20:30	0:10	22	30	23	20	43	4.1	304	-11		0.0	0.7
Saturday, February 08, 2014	20:40	0:10	25	38	28	21	25	3.7	309	-11		0.7	1.9
Saturday, February 08, 2014	20:50	0:10	23	28	24	21	87	4.6	324	-11		0.2	1.3
Saturday, February 08, 2014	21:00	0:10	24	33	27	21	66	4.3	325	-11		0.6	1.5
Saturday, February 08, 2014	21:10	0:10	22	34	23	20	50	4.1	320	-11		0.6	1.7
Saturday, February 08, 2014	21:20	0:10	23	32	26	20	-5	3.3	319	-11		0.6	1.5
Saturday, February 08, 2014	21:30	0:10	23	32	24	20	17	3.9	323	-11		0.6	1.9
Saturday, February 08, 2014	21:40	0:10	24	33	27	20	35	4.1	324	-11		0.6	1.3
Saturday, February 08, 2014	21:50	0:10	25	42	27	21	18	3.8	326	-11		0.7	1.7
Saturday, February 08, 2014	22:00	0:10	26	42	30	20	-1	3.5	327	-11		0.4	1.3
Saturday, February 08, 2014	22:10	0:10	24	38	26	20	2	3.6	327	-11		0.0	0.9
Saturday, February 08, 2014	22:20	0:10	25	38	29	21	-1	3.5	319	-12		0.4	1.1
Saturday, February 08, 2014	22:30	0:10	23	39	25	20	37	3.9	319	-12		0.2	0.9
Saturday, February 08, 2014	22:40	0:10	22	28	23	21	44	4.2	316	-12		0.4	1.3
Saturday, February 08, 2014	22:50	0:10	22	29	23	20	-5	3.5	319	-12		0.4	1.1
Saturday, February 08, 2014	23:00	0:10	22	31	24	20	-10	3.3	320	-12		0.4	1.3
Saturday, February 08, 2014	23:10	0:10	25	37	28	21	7	3.8	321	-12		0.4	1.5
Saturday, February 08, 2014	23:20	0:10	22	29	23	20	-34	3.1	324	-12		0.6	1.5
Saturday													

Table B-3: Location 1 Winter Compliance Evaluation

Date	Time	Duration	Leq	Lmax	L(10)	L(90)	WT N6	WT N6	Onsite Met	Onsite Met	NWS Plymouth	Loc. 6	Loc. 6
	Start Time	(min)	(dBA)	(dBA)	(dBA)	(dBA)	Output (kW)	HH WS (m/s)	WD @ 75m (degrees)	Temp. (°C)	Precip. Obs.	Avg. WS @ 2m (m/s)	Gust WS @ 2m (m/s)
Saturday, February 08, 2014	23:40	0:10	26	41	28	20	-42	2.5	324	-12		0.6	2.0
Saturday, February 08, 2014	23:50	0:10	22	39	25	20	3	3.5	329	-12		0.6	1.7
Sunday, February 09, 2014	0:00	0:10	23	30	25	20	-19	3.2	324	-12		0.6	1.7
Sunday, February 09, 2014	0:10	0:10	21	28	23	20	18	3.6	325	-12		0.6	2.2
Sunday, February 09, 2014	0:20	0:10	23	29	24	21	7	3.5	321	-12		0.7	1.7
Sunday, February 09, 2014	0:30	0:10	23	44	24	21	35	4.0	321	-12		0.9	2.2
Sunday, February 09, 2014	0:40	0:10	25	35	27	22	16	3.6	322	-12		1.1	3.3
Sunday, February 09, 2014	0:50	0:10	24	31	26	22	62	4.3	323	-12		1.1	2.4
Sunday, February 09, 2014	1:00	0:10	26	36	28	23	67	4.4	320	-12		1.1	3.2
Sunday, February 09, 2014	1:10	0:10	24	31	25	22	46	4.0	321	-12		0.9	2.8
Sunday, February 09, 2014	1:20	0:10	28	40	31	24	71	4.4	319	-13		0.9	2.8
Sunday, February 09, 2014	1:30	0:10	26	32	29	24	81	4.2	324	-13		0.9	2.6
Sunday, February 09, 2014	1:40	0:10	25	31	26	23	104	4.7	328	-13		0.9	2.2
Sunday, February 09, 2014	1:50	0:10	24	31	25	22	41	4.0	326	-13		0.7	2.2
Sunday, February 09, 2014	2:00	0:10	20	34	22	16	-40	4.0	330	-13		0.7	2.2
Sunday, February 09, 2014	2:10	0:10	20	36	23	15	-41	3.8	329	-13		0.7	2.2
Sunday, February 09, 2014	2:20	0:10	21	37	25	14	-40	3.9	332	-13		0.6	1.5
Sunday, February 09, 2014	2:30	0:10	20	36	22	15	-39	3.4	334	-13		0.4	2.0
Sunday, February 09, 2014	2:40	0:10	22	41	22	14	-39	3.0	335	-13		0.2	0.6
Sunday, February 09, 2014	2:50	0:10	17	31	20	14	-39	3.1	326	-13		0.4	1.1
Sunday, February 09, 2014	3:00	0:10	21	35	22	15	-37	3.0	326	-13		0.4	0.9
Sunday, February 09, 2014	3:10	0:10	20	25	21	19	-11	3.5	329	-13		0.4	1.5
Sunday, February 09, 2014	3:20	0:10	20	24	21	18	-26	3.2	329	-13		0.0	0.6
Sunday, February 09, 2014	3:30	0:10	18	26	20	17	-42	2.3	334	-13		0.0	0.6
Sunday, February 09, 2014	3:40	0:10	17	20	18	17	-40	2.0	342	-13		0.2	1.1
Sunday, February 09, 2014	3:50	0:10	17	19	18	16	-39	2.0	343	-13		0.2	0.9
Sunday, February 09, 2014	4:00	0:10	16	30	17	15	-39	1.7	357	-13		0.0	0.4
Sunday, February 09, 2014	4:10	0:10	16	19	16	15	-38	2.1	356	-13		0.0	0.0
Sunday, February 09, 2014	4:20	0:10	17	24	18	16	-38	2.4	349	-13		0.0	0.0
Sunday, February 09, 2014	4:30	0:10	21	33	23	17	-38	2.6	357	-13		0.0	0.0
Sunday, February 09, 2014	4:40	0:10	21	31	23	19	-42	2.7	356	-13		0.0	0.0
Sunday, February 09, 2014	4:50	0:10	19	23	20	18	-40	2.5	351	-13		0.0	0.0
Sunday, February 09, 2014	5:00	0:10	19	24	20	18	-40	2.6	345	-13		0.0	0.0
Sunday, February 09, 2014	5:10	0:10	19	24	20	18	-41	2.1	329	-13		0.0	0.0
Sunday, February 09, 2014	5:20	0:10	19	24	20	18	-39	2.4	330	-13		0.0	0.0
Sunday, February 09, 2014	5:30	0:10	19	26	21	18	-41	2.4	325	-13		0.0	0.0
Sunday, February 09, 2014	5:40	0:10	19	31	20	18	-41	2.4	317	-13		0.0	0.0
Sunday, February 09, 2014	5:50	0:10	19	29	20	18	-39	2.4	316	-13		0.0	0.0
Sunday, February 09, 2014	6:00	0:10	19	31	20	17	-38	2.3	316	-13		0.0	0.0
Sunday, February 09, 2014	6:10	0:10	24	41	25	19	-38	2.9	324	-13		0.0	0.0
Sunday, February 09, 2014	6:20	0:10	20	30	22	18	-44	2.6	332	-13		0.0	0.0
Sunday, February 09, 2014	6:30	0:10	25	37	29	18	-42	2.6	329	-13		0.2	0.7
Sunday, February 09, 2014	6:40	0:10	22	38	23	18	-40	2.0	316	-13		0.2	1.1
Sunday, February 09, 2014	6:50	0:10	23	35	26	18	-38	2.0	322	-13		0.0	0.0
Sunday, February 09, 2014	7:00	0:10	22	33	25	18	-39	2.2	325	-13		0.0	0.0
Sunday, February 09, 2014	7:10	0:10	22	35	24	19	-40	2.5	318	-13		0.0	0.0
Sunday, February 09, 2014	7:20	0:10	22	31	24	19	-39	2.1	325	-13		0.0	0.0
Sunday, February 09, 2014	7:30	0:10	25	40	28	19	-35	1.6	331	-13		0.0	0.0
Sunday, February 09, 2014	7:40	0:10	37	55	41	19	-27	1.5	329	-13		0.0	0.6
Sunday, February 09, 2014	7:50	0:10	25	37	28	19	-19	1.6	329	-13		0.0	0.4
Sunday, February 09, 2014	8:00	0:10	21	32	23	17	-20	2.1	326	-13		0.2	1.1
Sunday, February 09, 2014	8:10	0:10	26	36	30	17	-20	2.1	315	-13		0.4	1.3
Sunday, February 09, 2014	8:20	0:10	23	40	26	17	-19	2.0	319	-12		0.4	1.1
Sunday, February 09, 2014	8:30	0:10	23	34	27	17	-20	1.6	317	-12		0.2	1.1
Sunday, February 09, 2014	8:40	0:10	18	31	20	16	-20	1.4	322	-11		0.6	1.5
Sunday, February 09, 2014	8:50	0:10	20	39	21	15	-20	1.8	314	-11		0.4	0.9
Sunday, February 09, 2014	9:00	0:10	24	45	28	16	-21	1.6	314	-11		0.6	1.7
Sunday, February 09, 2014	9:10	0:10	22	33	26	16	-19	1.2	351	-11		0.7	1.5
Sunday, February 09, 2014	9:20	0:10	25	38	30	17	-19	2.5	21	-10		0.6	1.7
Sunday, February 09, 2014	9:30	0:10	22	31	27	18	-7	3.5	336	-11		0.4	1.7
Sunday, February 09, 2014	9:40	0:10	24	36	27	21	-18	3.2	289	-10		0.6	2.0
Sunday, February 09, 2014	9:50	0:10	26	47	26	19	-41	2.9	317	-10		0.7	2.0
Sunday, February 09, 2014	10:00	0:10	23	28	25	20	-41	2.8	324	-10		0.6	1.9
Sunday, February 09, 2014	10:10	0:10	26	35	29	22	-39	2.3	324	-9		0.7	1.9
Sunday, February 09, 2014	10:20	0:10	26	38	28	22	-31	2.6	303	-9		0.9	2.0
Sunday, February 09, 2014	10:30	0:10	23	30	26	20	-42	2.6	324	-9		0.6	1.9
Sunday, February 09, 2014	10:40	0:10	24	33	27	20	-40	2.3	322	-9		0.7	2.2
Sunday, February 09, 2014	10:50	0:10	28	42	32	19	-39	2.3	311	-9		0.7	1.7
Sunday, February 09, 2014	11:00	0:10	27	40	30	19	-40	1.6	280	-9		0.9	2.0
Sunday, February 09, 2014	11:10	0:10	31	48	32	20	-39	1.7	291	-9		0.6	1.5
Sunday, February 09, 2014	11:20	0:10	25	38	29	19	-39	1.5	289	-8		1.1	2.8
Sunday, February 09, 2014	11:30	0:10	24	36	27	20	-35	1.4	281	-8		0.9	3.3
Sunday, February 09, 2014	11:40	0:10	26	40	28	21	-18	2.3	263	-7		1.3	3.9
Sunday, February 09, 2014	11:50	0:10	28	42	31	22	-13	3.3	274	-7		0.9	2.8
Sunday, February 09, 2014	12:00	0:10	28	45	31	23	19	3.3	271	-7		0.9	2.6
Sunday, February 09, 2014	12:10	0:10	27	39	30	21	-37	2.5	295	-7		1.3	2.8
Sunday, February 09, 2014	12:20	0:10	27	42	29	23	-42	3.2	247	-7		0.9	3.3
Sunday, February 09, 2014	12:30	0:10	26	37	29	22	-41	2.4	225	-7		0.9	2.8
Sunday, February 09, 2014	12:40	0:10	27	40	30	22	-13	3.2	231	-7		1.1	3.0
Sunday, February 09, 2014	12:50	0:10	28	38	31	23	-39	2.9	234	-6		1.1	4.8
Sunday, February 09, 2014	13:00	0:10	25	38	28	22	40	4.4	217	-7		0.9	2.4
Sunday, February 09, 2014	13:10	0:10	25	36	29	20	2	3.5	214	-7		0.6	1.7
Sunday, February 09, 2014	13:20	0:10	27	43	30	21	-38	2.6	268	-7		0.7	2.4
Sunday, February 09, 2014	13:30	0:10	26	45	29	22	-27	3.6	274	-6		1.1	3.0
Sunday, February 09, 2014	13:40	0:10	25	40	28	20	-43	2.5	264	-6		0.9	2.2
Sunday, February 09, 2014	13:50	0:10	24	43	28	18	-40	3.1	256	-7		0.9	2.2
Sunday, February 09, 2014	14:00	0:10	22	40	24	18	-42	2.7	262	-6		1.1	2.8
Sunday, February 09, 2014	14:10	0:10	24	35	27	19	-39	2.6	218	-7		1.3	2.6
Sunday, February 09, 2014	14:20	0:10	26	34	30	21	-40	2.3	249	-7		0.7	2.2
Sunday, February 09, 2014	14:30	0:10	22	31	25	19	-29	3.0	249	-7		0.7	1.7
Sunday, February 09, 2014	14:40	0:10	28	42	31	20	-22	3.3	233	-7		0.6	2.2
Sunday, February 09, 2014	14:50	0:10	23	37	26	17	-20	3.2	239	-7		0.9	2.2
Sunday, February 09, 2014	15:00	0:10	21	30	23	18	-40	2.8	256	-7		0.7	1.9
Sunday, February 09, 2014	15:10	0:10	25	40	28	19	-36	2.4	246	-8		0.6	1.5
Sunday, February 09, 2014	15:20	0:10	22	36	24	15	-41	1.6	239	-8		0.7	1.7
Sunday, February 09, 2014	15:30	0:10	24	35	27	17	-39	2.1	302	-8		0.4	1.9
Sunday, February 09, 2014	15:40	0:10	24	39	28	16	-39	2.1	293	-8		0.6	1.7
Sunday, February 09, 2014	15:50	0:10	22	32	24	17	-33	2.9	207	-8		0.2	1.1
Sunday, February 09, 2014	16:00	0:10	19	34	21	16	-42	1.2	201	-8		0.2	1.1
Sunday, February 09, 2014	16:10	0:10	24	37	29	16	-40	0.4	168	-8		0.0	0.0
Sunday, February 09, 2014	16:20	0:10	22	43	26	16	-38	0.9	157	-8		0.0	0.0
Sunday, February 09, 2014	16:30	0:10	22	35	26	16	-39	1.3	179	-8		0.0	0.7

Table B-3: Location 1 Winter Compliance Evaluation

Date	Time	Duration	Leq	Lmax	L(10)	L(90)	WT N6	WT N6	Onsite Met	Onsite Met	NWS Plymouth	Loc. 6	Loc. 6
	Start Time	(min)	(dBA)	(dBA)	(dBA)	(dBA)	Output (kW)	HH WS (m/s)	WD @ 75m (degrees)	Temp. (°C)	Precip. Obs.	Avg. WS @ 2m (m/s)	Gust WS @ 2m (m/s)
Sunday, February 09, 2014	16:40	0:10	23	44	28	16	-39	1.5	216	-8		0.2	0.7
Sunday, February 09, 2014	16:50	0:10	22	32	26	15	-38	1.9	226	-8		0.2	0.7
Sunday, February 09, 2014	17:00	0:10	20	35	23	15	-34	1.3	225	-8		0.0	0.4
Sunday, February 09, 2014	17:10	0:10	25	38	29	16	-35	1.1	207	-9		0.6	1.7
Sunday, February 09, 2014	17:20	0:10	23	35	28	16	-30	1.8	192	-9		0.4	1.5
Sunday, February 09, 2014	17:30	0:10	30	51	32	16	-20	2.2	182	-9		0.0	1.3
Sunday, February 09, 2014	17:40	0:10	20	34	23	15	-19	0.9	204	-9		0.4	1.5
Sunday, February 09, 2014	17:50	0:10	21	32	24	15	-20	1.3	211	-9		0.6	1.7
Sunday, February 09, 2014	18:00	0:10	20	31	24	16	-19	1.2	197	-9		0.2	0.9
Sunday, February 09, 2014	18:10	0:10	33	53	37	19	-20	0.9	210	-9		0.0	0.7
Sunday, February 09, 2014	18:20	0:10	21	29	22	19	-20	0.6	180	-9		0.0	0.0
Sunday, February 09, 2014	18:30	0:10	22	32	22	19	-19	0.4	167	-9	1	0.2	0.6
Sunday, February 09, 2014	18:40	0:10	23	32	26	21	-19	0.3	160	-10	1	0.2	0.7
Sunday, February 09, 2014	18:50	0:10	20	22	21	19	-19	1.3	155	-10	1	0.4	0.9
Sunday, February 09, 2014	19:00	0:10	19	21	19	18	-20	2.1	149	-10	1	0.0	0.7
Sunday, February 09, 2014	19:10	0:10	22	37	24	19	-19	1.7	141	-10	1	0.0	0.6
Sunday, February 09, 2014	19:20	0:10	22	38	25	17	-20	2.0	148	-10	1	0.0	0.7
Sunday, February 09, 2014	19:30	0:10	22	35	24	18	-19	2.3	150	-10	1	0.0	0.2
Sunday, February 09, 2014	19:40	0:10	20	30	23	18	-19	2.5	146	-10	1	0.0	0.0
Sunday, February 09, 2014	19:50	0:10	20	30	21	18	-19	2.4	154	-10	1	0.0	0.0
Sunday, February 09, 2014	20:00	0:10	18	25	19	18	-19	2.4	153	-10	1	0.0	0.0
Sunday, February 09, 2014	20:10	0:10	21	30	23	19	-19	1.7	162	-10	1	0.0	0.0
Sunday, February 09, 2014	20:20	0:10	21	29	21	18	-20	2.7	151	-10	1	0.0	0.0
Sunday, February 09, 2014	20:30	0:10	18	23	19	18	-20	2.5	139	-10	1	0.0	0.0
Sunday, February 09, 2014	20:40	0:10	20	31	21	18	-19	2.3	140	-10	1	0.0	0.0
Sunday, February 09, 2014	20:50	0:10	23	35	27	19	-19	2.8	131	-10	1	0.0	0.0
Sunday, February 09, 2014	21:00	0:10	23	34	28	18	-21	3.3	122	-10	1	0.0	0.0
Sunday, February 09, 2014	21:10	0:10	23	36	26	20	-15	3.4	124	-10	1	0.0	0.0
Sunday, February 09, 2014	21:20	0:10	22	32	23	21	1	3.7	118	-10	1	0.0	0.0
Sunday, February 09, 2014	21:30	0:10	22	26	22	20	-18	3.3	127	-10	1	0.0	0.0
Sunday, February 09, 2014	21:40	0:10	20	27	22	19	-43	3.5	132	-10	1	0.0	0.0
Sunday, February 09, 2014	21:50	0:10	32	49	35	20	-42	3.2	133	-10	1	0.0	0.0
Sunday, February 09, 2014	22:00	0:10	21	26	22	20	-40	2.4	147	-10	1	0.0	0.0
Sunday, February 09, 2014	22:10	0:10	25	38	29	21	-35	1.6	158	-10	1	0.0	0.0
Sunday, February 09, 2014	22:20	0:10	19	25	19	18	-36	0.8	160	-10	1	0.0	0.0
Sunday, February 09, 2014	22:30	0:10	19	22	20	18	-36	0.3	164	-9	1	0.0	0.0
Sunday, February 09, 2014	22:40	0:10	18	21	20	17	-31	0.6	160	-9	1	0.0	0.0
Sunday, February 09, 2014	22:50	0:10	16	19	17	15	-30	1.4	164	-9	1	0.0	0.0
Sunday, February 09, 2014	23:00	0:10	21	24	22	18	-31	1.7	168	-9	1	0.0	0.0
Sunday, February 09, 2014	23:10	0:10	20	28	20	18	-30	2.2	170	-9	1	0.0	0.0
Sunday, February 09, 2014	23:20	0:10	20	32	21	18	-31	2.3	171	-9	1	0.0	0.0
Sunday, February 09, 2014	23:30	0:10	23	39	28	18	-25	2.2	171	-9	1	0.0	0.0
Sunday, February 09, 2014	23:40	0:10	19	33	20	16	-16	2.2	171	-9	1	0.0	0.0
Sunday, February 09, 2014	23:50	0:10	17	19	17	16	-16	1.9	178	-10	1	0.0	0.0
Monday, February 10, 2014	0:00	0:10	17	22	18	16	-16	1.6	187	-10	1	0.0	0.0
Monday, February 10, 2014	0:10	0:10	23	43	26	17	-16	1.6	206	-10	1	0.0	0.0
Monday, February 10, 2014	0:20	0:10	17	20	18	17	-17	1.5	221	-10	1	0.0	0.0
Monday, February 10, 2014	0:30	0:10	18	37	17	16	-16	1.1	210	-10	1	0.0	0.0
Monday, February 10, 2014	0:40	0:10	17	24	18	16	-16	0.4	226	-10	1	0.0	0.0
Monday, February 10, 2014	0:50	0:10	20	39	17	16	-16	0.5	229	-10	1	0.0	0.0
Monday, February 10, 2014	1:00	0:10	32	54	17	16	-16	1.2	226	-10	1	0.0	0.0
Monday, February 10, 2014	1:10	0:10	17	24	18	16	-16	1.0	241	-10	1	0.0	0.0
Monday, February 10, 2014	1:20	0:10	16	19	16	15	-17	0.9	249	-10	1	0.0	0.0
Monday, February 10, 2014	1:30	0:10	16	27	16	15	-16	0.7	254	-10	1	0.0	0.6
Monday, February 10, 2014	1:40	0:10	17	20	19	16	-17	0.4	258	-10	1	0.2	0.7
Monday, February 10, 2014	1:50	0:10	18	21	19	17	-17	0.3	265	-10	1	0.0	0.4
Monday, February 10, 2014	2:00	0:10	16	22	17	14	-16	1.4	275	-10	1	0.0	0.0
Monday, February 10, 2014	2:10	0:10	17	22	18	15	-16	2.0	281	-10	1	0.0	0.0
Monday, February 10, 2014	2:20	0:10	17	23	18	16	-17	2.7	290	-10	1	0.0	0.0
Monday, February 10, 2014	2:30	0:10	25	45	28	15	-16	2.2	299	-10	1	0.0	0.0
Monday, February 10, 2014	2:40	0:10	14	23	15	14	-16	1.9	292	-11	1	0.0	0.0
Monday, February 10, 2014	2:50	0:10	20	28	23	14	-17	2.9	288	-11	1	0.0	0.0
Monday, February 10, 2014	3:00	0:10	20	25	22	17	-17	2.7	293	-11	1	0.0	0.0
Monday, February 10, 2014	3:10	0:10	21	28	23	20	-18	2.6	302	-11	1	0.0	0.6
Monday, February 10, 2014	3:20	0:10	22	30	23	20	-17	2.6	302	-11	1	0.0	0.6
Monday, February 10, 2014	3:30	0:10	29	48	32	19	-16	2.2	302	-11	1	0.0	0.0
Monday, February 10, 2014	3:40	0:10	19	25	20	17	-16	1.9	304	-12	1	0.0	0.0
Monday, February 10, 2014	3:50	0:10	22	32	24	20	-17	2.5	305	-11	1	0.0	0.6
Monday, February 10, 2014	4:00	0:10	21	26	22	19	-25	3.0	304	-11	1	0.2	1.5
Monday, February 10, 2014	4:10	0:10	22	33	24	19	-40	2.8	304	-11	1	0.0	0.9
Monday, February 10, 2014	4:20	0:10	23	28	25	21	-38	3.0	302	-11	1	0.0	1.1
Monday, February 10, 2014	4:30	0:10	26	36	27	23	-33	3.3	307	-11	1	0.0	0.9
Monday, February 10, 2014	4:40	0:10	25	39	27	22	-31	3.6	312	-11	1	0.0	0.6
Monday, February 10, 2014	4:50	0:10	25	37	27	22	-36	3.6	313	-11	1	0.0	1.1
Monday, February 10, 2014	5:00	0:10	25	37	27	22	-13	3.8	319	-11	1	0.4	1.9
Monday, February 10, 2014	5:10	0:10	26	39	27	22	-34	3.7	320	-11	1	0.6	1.9
Monday, February 10, 2014	5:20	0:10	27	42	29	23	-38	2.8	318	-12	1	0.7	2.0
Monday, February 10, 2014	5:30	0:10	27	33	29	24	-38	3.1	316	-12	1	0.7	2.0
Monday, February 10, 2014	5:40	0:10	30	37	32	28	44	4.7	316	-12	1	0.9	3.2
Monday, February 10, 2014	5:50	0:10	32	42	36	27	98	4.5	314	-12	1	0.9	2.8
Monday, February 10, 2014	6:00	0:10	29	42	31	26	156	5.5	318	-12	1	0.9	3.0
Monday, February 10, 2014	6:10	0:10	34	43	37	31	317	6.3	315	-12	1	0.9	2.8
Monday, February 10, 2014	6:20	0:10	33	44	34	30	248	5.7	320	-12	1	0.7	1.9
Monday, February 10, 2014	6:30	0:10	34	44	38	30	200	5.3	318	-12	1	0.9	2.4
Monday, February 10, 2014	6:40	0:10	32	39	34	30	129	5.0	318	-13	1	0.7	2.0
Monday, February 10, 2014	6:50	0:10	33	40	35	30	154	5.1	317	-13	1	0.7	1.9
Monday, February 10, 2014	7:00	0:10	34	56	34	30	146	4.8	317	-13	1	0.4	1.5
Monday, February 10, 2014	7:10	0:10	33	40	35	31	82	4.4	319	-13	1	0.6	1.1
Monday, February 10, 2014	7:20	0:10	34	41	36	32	158	5.0	324	-13	1	1.1	2.8
Monday, February 10, 2014	7:30	0:10	34	43	36	32	394	6.1	327	-13	1	0.9	1.9
Monday, February 10, 2014	7:40	0:10	34	43	35	31	452	6.5	325	-13	1	1.1	3.0
Monday, February 10, 2014	7:50	0:10	32	44	34	30	247	5.4	325	-13	1	1.1	3.7
Monday, February 10, 2014	8:00	0:10	33	41	35	30	219	5.3	328	-13	1	1.3	3.3
Monday, February 10, 2014	8:10	0:10	33	38	35	31	311	5.7	327	-13	1	1.1	2.6
Monday, February 10, 2014	8:20	0:10	34	40	37	31	214	5.1	324	-13	1	1.3	3.0
Monday, February 10, 2014	8:30	0:10	34	42	37	30	255	5.4	321	-13	1	1.3	3.9
Monday, February 10, 2014	8:40	0:10	37	52	40	31	79	4.3	322	-13	1	1.7	3.9
Monday, February 10, 2014	8:50	0:10	32	39	34	29	127	4.8	323	-13	1	1.5	4.4
Monday, February 10, 2014	9:00	0:10	32	39	34	29	118	4.9	326	-13	1	1.7	4.1
Monday, February 10, 2014	9:10	0:10	36	46	40	31	93	4.5	325	-13	1	1.7	4.4
Monday,													

Table B-3: Location 1 Winter Compliance Evaluation

Date	Time	Duration	Leq	Lmax	L(10)	L(90)	WT N6	WT N6	Onsite Met	Onsite Met	NWS Plymouth	Loc. 6	Loc. 6
	Start Time	(min)	(dBA)	(dBA)	(dBA)	(dBA)	Output (kW)	HH WS (m/s)	WD @ 75m (degrees)	Temp. (°C)	Precip. Obs.	Avg. WS @ 2m (m/s)	Gust WS @ 2m (m/s)
Monday, February 10, 2014	9:40	0:10	40	50	43	31	205	5.1	323	-13		2.2	5.9
Monday, February 10, 2014	9:50	0:10	40	48	43	35	711	7.5	317	-13		2.0	5.7
Monday, February 10, 2014	10:00	0:10	40	50	44	36	1067	8.5	307	-12		1.3	4.6
Monday, February 10, 2014	10:10	0:10	41	54	43	36	1074	8.7	308	-12	1	1.9	4.4
Monday, February 10, 2014	10:20	0:10	39	48	41	34	621	6.9	315	-12	1	1.3	3.3
Monday, February 10, 2014	10:30	0:10	37	47	40	34	929	8.3	321	-12		1.9	4.1
Monday, February 10, 2014	10:40	0:10	40	52	44	34	882	8.2	319	-12		2.0	4.4
Monday, February 10, 2014	10:50	0:10	40	48	43	36	670	7.0	316	-11		1.3	3.5
Monday, February 10, 2014	11:00	0:10	41	50	44	37	284	5.8	302	-11		1.9	4.6
Monday, February 10, 2014	11:10	0:10	38	47	40	34	432	6.5	323	-10	1	1.5	5.0
Monday, February 10, 2014	11:20	0:10	39	48	42	36	764	7.6	312	-11	1	1.3	4.8
Monday, February 10, 2014	11:30	0:10	40	49	43	36	581	6.9	312	-10	1	1.7	4.8
Monday, February 10, 2014	11:40	0:10	44	58	47	36	939	8.2	318	-10	1	1.3	3.5
Monday, February 10, 2014	11:50	0:10	40	50	45	33	905	8.3	311	-10		2.0	5.4
Monday, February 10, 2014	12:00	0:10	41	50	45	34	621	7.0	302	-11		1.9	5.4
Monday, February 10, 2014	12:10	0:10	40	47	44	34	520	6.9	301	-11		2.2	4.8
Monday, February 10, 2014	12:20	0:10	34	43	36	30	380	6.3	302	-11		2.0	5.2
Monday, February 10, 2014	12:30	0:10	38	51	42	32	279	5.8	304	-11		2.2	7.2
Monday, February 10, 2014	12:40	0:10	39	50	41	35	897	8.1	306	-11		2.2	5.6
Monday, February 10, 2014	12:50	0:10	39	48	42	34	578	6.6	306	-11		2.0	4.6
Monday, February 10, 2014	13:00	0:10	37	44	40	32	562	7.0	309	-11		1.9	5.2
Monday, February 10, 2014	13:10	0:10	37	48	41	32	742	7.8	311	-11		1.9	5.0
Monday, February 10, 2014	13:20	0:10	36	46	38	31	504	6.5	313	-11		1.5	5.0
Monday, February 10, 2014	13:30	0:10	35	42	37	31	447	6.2	311	-11		1.9	4.6
Monday, February 10, 2014	13:40	0:10	37	46	41	33	397	6.5	302	-11		1.3	4.6
Monday, February 10, 2014	13:50	0:10	38	51	41	32	605	7.2	294	-11		1.7	4.3
Monday, February 10, 2014	14:00	0:10	33	43	37	29	-32	8.4	298	-9		1.9	4.8
Monday, February 10, 2014	14:10	0:10	33	44	37	27	-39	8.4	301	-10		1.5	3.9
Monday, February 10, 2014	14:20	0:10	37	47	40	31	-25	6.7	288	-10		1.7	3.9
Monday, February 10, 2014	14:30	0:10	33	43	35	28	-24	8.5	289	-10		2.0	4.3
Monday, February 10, 2014	14:40	0:10	36	47	40	27	-24	8.1	287	-10		1.9	4.3
Monday, February 10, 2014	14:50	0:10	35	42	38	32	-24	9.0	308	-9		1.7	3.9
Monday, February 10, 2014	15:00	0:10	37	47	40	33	619	9.3	309	-10		1.9	4.8
Monday, February 10, 2014	15:10	0:10	38	60	38	32	1383	9.5	309	-11		1.3	3.2
Monday, February 10, 2014	15:20	0:10	35	44	37	32	867	8.0	309	-11		1.1	3.0
Monday, February 10, 2014	15:30	0:10	36	44	39	32	991	8.2	307	-12		1.5	4.1
Monday, February 10, 2014	15:40	0:10	35	43	38	31	910	8.0	303	-12		1.3	3.5
Monday, February 10, 2014	15:50	0:10	33	43	35	30	697	7.3	299	-12		1.1	3.3
Monday, February 10, 2014	16:00	0:10	33	40	35	30	563	7.0	302	-12		1.7	4.1
Monday, February 10, 2014	16:10	0:10	33	40	35	30	647	7.4	300	-11		1.7	5.2
Monday, February 10, 2014	16:20	0:10	35	48	37	31	782	7.5	305	-12		1.5	3.3
Monday, February 10, 2014	16:30	0:10	38	50	40	34	864	7.8	312	-12		1.3	3.3
Monday, February 10, 2014	16:40	0:10	36	52	38	31	762	7.7	314	-12		0.7	2.6
Monday, February 10, 2014	16:50	0:10	35	51	38	31	636	7.1	312	-12		0.7	2.2
Monday, February 10, 2014	17:00	0:10	31	40	34	28	477	6.7	307	-13		0.6	1.9
Monday, February 10, 2014	17:10	0:10	32	50	34	29	313	5.9	308	-13		0.7	2.0
Monday, February 10, 2014	17:20	0:10	32	49	35	28	358	6.2	308	-13		0.9	2.6
Monday, February 10, 2014	17:30	0:10	29	38	31	25	177	5.1	310	-13		0.6	1.5
Monday, February 10, 2014	17:40	0:10	30	39	33	26	338	6.1	310	-13		0.7	1.9
Monday, February 10, 2014	17:50	0:10	30	37	32	28	436	6.3	311	-13		0.7	1.9
Monday, February 10, 2014	18:00	0:10	31	43	34	28	548	7.1	307	-13		0.7	2.0
Monday, February 10, 2014	18:10	0:10	31	40	34	29	644	7.5	308	-13		0.9	1.7
Monday, February 10, 2014	18:20	0:10	31	38	33	28	595	7.2	311	-13		0.6	1.5
Monday, February 10, 2014	18:30	0:10	31	38	33	29	441	6.5	308	-13		0.2	1.3
Monday, February 10, 2014	18:40	0:10	31	39	33	28	423	6.4	309	-13		0.0	0.9
Monday, February 10, 2014	18:50	0:10	31	41	33	29	476	6.8	309	-14		0.2	1.1
Monday, February 10, 2014	19:00	0:10	31	44	33	28	506	6.9	307	-14		0.4	0.7
Monday, February 10, 2014	19:10	0:10	30	40	32	27	411	6.5	308	-14		0.4	1.9
Monday, February 10, 2014	19:20	0:10	28	36	29	25	141	4.7	314	-14		0.7	1.9
Monday, February 10, 2014	19:30	0:10	27	34	28	25	166	5.1	308	-14		0.6	1.5
Monday, February 10, 2014	19:40	0:10	27	36	29	24	130	4.9	307	-14		0.4	1.7
Monday, February 10, 2014	19:50	0:10	26	34	28	23	70	4.2	303	-14		0.0	0.2
Monday, February 10, 2014	20:00	0:10	29	40	31	25	77	4.3	303	-14		0.0	1.1
Monday, February 10, 2014	20:10	0:10	25	40	26	23	75	4.2	303	-14		0.0	0.0
Monday, February 10, 2014	20:20	0:10	25	32	26	23	38	3.9	305	-15		0.0	0.0
Monday, February 10, 2014	20:30	0:10	26	36	27	24	85	4.5	307	-14		0.0	0.0
Monday, February 10, 2014	20:40	0:10	25	37	26	23	47	4.1	309	-15		0.0	0.0
Monday, February 10, 2014	20:50	0:10	25	31	26	23	20	3.8	304	-15		0.0	0.0
Monday, February 10, 2014	21:00	0:10	24	32	25	22	10	3.5	304	-15		0.0	0.0
Monday, February 10, 2014	21:10	0:10	24	38	25	22	17	3.8	311	-15		0.0	0.0
Monday, February 10, 2014	21:20	0:10	24	35	25	23	29	3.8	313	-15		0.0	0.7
Monday, February 10, 2014	21:30	0:10	25	32	27	23	51	4.2	311	-15		0.0	0.7
Monday, February 10, 2014	21:40	0:10	25	36	26	22	41	4.0	313	-15		0.2	0.9
Monday, February 10, 2014	21:50	0:10	25	34	27	22	26	4.0	320	-15		0.0	0.6
Monday, February 10, 2014	22:00	0:10	26	38	28	23	44	4.1	325	-15		0.4	0.9
Monday, February 10, 2014	22:10	0:10	26	36	28	23	44	4.1	325	-15		0.2	0.7
Monday, February 10, 2014	22:20	0:10	23	29	25	22	42	4.1	322	-15		0.0	0.0
Monday, February 10, 2014	22:30	0:10	25	52	24	21	49	3.9	319	-15		0.0	0.0
Monday, February 10, 2014	22:40	0:10	23	30	24	21	6	3.4	317	-15		0.0	0.0
Monday, February 10, 2014	22:50	0:10	24	33	25	22	7	3.5	314	-15		0.0	0.0
Monday, February 10, 2014	23:00	0:10	26	39	29	22	-1	3.4	315	-15		0.0	0.0
Monday, February 10, 2014	23:10	0:10	23	31	25	21	-30	3.2	317	-15		0.0	0.0
Monday, February 10, 2014	23:20	0:10	25	40	29	21	-42	2.8	317	-16		0.0	0.0
Monday, February 10, 2014	23:30	0:10	22	28	24	21	-42	2.6	316	-16		0.0	0.0
Monday, February 10, 2014	23:40	0:10	24	34	25	21	-38	3.0	316	-16		0.2	0.6
Monday, February 10, 2014	23:50	0:10	23	34	25	21	-43	2.7	316	-16		0.2	0.6
Tuesday, February 11, 2014	0:00	0:10	28	45	29	20	-41	2.5	318	-16		0.0	0.4
Tuesday, February 11, 2014	0:10	0:10	21	27	23	20	-41	2.6	319	-16		0.0	0.4
Tuesday, February 11, 2014	0:20	0:10	21	47	21	19	-39	2.4	319	-16		0.0	0.0
Tuesday, February 11, 2014	0:30	0:10	24	38	25	20	-41	2.6	320	-16		0.0	0.0
Tuesday, February 11, 2014	0:40	0:10	26	39	27	21	-41	2.5	319	-16		0.0	0.0
Tuesday, February 11, 2014	0:50	0:10	20	31	21	19	-41	2.5	317	-16		0.0	0.0
Tuesday, February 11, 2014	1:00	0:10	20	32	21	19	-40	2.1	320	-16		0.0	0.0
Tuesday, February 11, 2014	1:10	0:10	21	31	22	19	-41	2.2	320	-16		0.0	0.2
Tuesday, February 11, 2014	1:20	0:10	21	27	22	20	-42	2.2	317	-16		0.0	0.2
Tuesday, February 11, 2014	1:30	0:10	22	40	24	20	-36	2.7	314	-16		0.0	0.0
Tuesday, February 11, 2014	1:40	0:10	22	28	24	21	-6	3.4	309	-16		0.0	0.0
Tuesday, February 11, 2014	1:50	0:10	22	36	23	20	27	3.6	306	-16		0.0	0.0
Tuesday, February 11, 2014	2:00	0:10	17	43	17	15	-36	3.6	303	-16		0.0	0.0
Tuesday, February 11, 2014	2:10	0:10	17	31	17	15	-39	3.5	301	-17		0.0	0.0
Tuesday, February 11, 2014	2:20	0:10	18	41	22	15	-39	3.					

Table B-3: Location 1 Winter Compliance Evaluation

Date	Time	Duration	Leq	Lmax	L(10)	L(90)	WT N6	WT N6	Onsite Met	Onsite Met	NWS Plymouth	Loc. 6	Loc. 6
	Start Time	(min)	(dBA)	(dBA)	(dBA)	(dBA)	Output (kW)	HH WS (m/s)	WD @ 75m (degrees)	Temp. (°C)	Precip. Obs.	Avg. WS @ 2m (m/s)	Gust WS @ 2m (m/s)
Tuesday, February 11, 2014	2:40	0:10	19	35	22	15	-41	3.3	304	-17		0.4	1.7
Tuesday, February 11, 2014	2:50	0:10	16	31	16	14	-39	3.2	305	-17		0.0	0.6
Tuesday, February 11, 2014	3:00	0:10	22	43	24	17	-30	2.8	305	-17		0.4	1.5
Tuesday, February 11, 2014	3:10	0:10	22	35	23	20	-17	2.7	306	-17		0.0	0.0
Tuesday, February 11, 2014	3:20	0:10	22	33	23	20	-39	2.5	302	-17		0.0	0.0
Tuesday, February 11, 2014	3:30	0:10	23	37	24	21	-36	2.8	298	-17		0.0	0.0
Tuesday, February 11, 2014	3:40	0:10	21	39	22	20	-35	2.4	297	-17		0.0	0.0
Tuesday, February 11, 2014	3:50	0:10	23	36	24	20	-39	2.1	294	-17		0.0	0.0
Tuesday, February 11, 2014	4:00	0:10	24	40	26	20	-37	2.3	293	-17		0.0	0.2
Tuesday, February 11, 2014	4:10	0:10	24	37	25	19	-39	2.2	291	-17		0.0	1.1
Tuesday, February 11, 2014	4:20	0:10	20	45	21	18	-39	2.1	292	-17		0.0	0.2
Tuesday, February 11, 2014	4:30	0:10	19	36	20	17	-39	2.5	294	-17		0.0	0.0
Tuesday, February 11, 2014	4:40	0:10	21	37	23	17	-40	2.6	295	-17		0.0	0.0
Tuesday, February 11, 2014	4:50	0:10	21	27	23	19	-40	2.6	295	-17		0.0	0.4
Tuesday, February 11, 2014	5:00	0:10	23	43	24	21	-37	2.5	298	-17		0.0	0.4
Tuesday, February 11, 2014	5:10	0:10	25	41	27	20	-39	2.4	298	-17		0.0	0.0
Tuesday, February 11, 2014	5:20	0:10	24	38	28	19	-41	2.1	297	-17		0.0	0.0
Tuesday, February 11, 2014	5:30	0:10	21	41	23	19	-39	2.0	298	-17		0.0	0.0
Tuesday, February 11, 2014	5:40	0:10	24	34	27	21	-42	2.2	298	-17		0.0	0.0
Tuesday, February 11, 2014	5:50	0:10	24	40	26	19	-41	2.0	298	-17		0.0	0.0
Tuesday, February 11, 2014	6:00	0:10	21	39	22	19	-39	1.9	297	-17		0.0	0.0
Tuesday, February 11, 2014	6:10	0:10	24	43	27	20	-39	1.4	297	-17		0.0	0.0
Tuesday, February 11, 2014	6:20	0:10	27	41	29	20	-39	1.6	296	-17		0.0	0.0
Tuesday, February 11, 2014	6:30	0:10	31	46	34	22	-40	1.7	293	-17		0.0	0.0
Tuesday, February 11, 2014	6:40	0:10	28	43	31	22	-37	1.7	295	-18		0.0	0.0
Tuesday, February 11, 2014	6:50	0:10	29	49	31	24	-34	1.4	296	-17		0.0	0.0
Tuesday, February 11, 2014	7:00	0:10	32	49	36	23	-34	1.6	299	-17		0.0	0.0
Tuesday, February 11, 2014	7:10	0:10	28	44	31	22	-34	2.5	297	-17	1	0.0	0.0
Tuesday, February 11, 2014	7:20	0:10	32	42	34	28	-40	2.4	299	-17	1	0.0	0.0
Tuesday, February 11, 2014	7:30	0:10	33	40	36	30	-45	2.8	303	-17	1	0.4	0.7
Tuesday, February 11, 2014	7:40	0:10	34	42	36	30	3	3.2	308	-17	1	0.4	0.9
Tuesday, February 11, 2014	7:50	0:10	32	42	35	29	86	4.1	309	-16		0.2	0.9
Tuesday, February 11, 2014	8:00	0:10	33	42	35	31	121	4.3	306	-16		0.2	0.9
Tuesday, February 11, 2014	8:10	0:10	31	38	33	30	169	4.5	307	-17		0.4	1.3
Tuesday, February 11, 2014	8:20	0:10	30	38	31	27	21	3.4	306	-16		0.7	1.5
Tuesday, February 11, 2014	8:30	0:10	29	36	31	27	-41	2.3	310	-16		0.6	1.7
Tuesday, February 11, 2014	8:40	0:10	29	38	31	27	-42	2.7	311	-15		0.7	1.9
Tuesday, February 11, 2014	8:50	0:10	31	45	33	28	-1	3.2	312	-15		0.6	1.5
Tuesday, February 11, 2014	9:00	0:10	32	43	34	30	158	4.7	313	-15		0.6	2.0
Tuesday, February 11, 2014	9:10	0:10	32	42	34	29	133	4.3	310	-15		0.4	1.1
Tuesday, February 11, 2014	9:20	0:10	31	37	32	29	124	4.3	312	-15		0.7	2.2
Tuesday, February 11, 2014	9:30	0:10	33	46	34	30	403	6.2	311	-15		1.3	5.2
Tuesday, February 11, 2014	9:40	0:10	33	40	35	31	487	6.3	307	-15		0.9	2.8
Tuesday, February 11, 2014	9:50	0:10	35	48	38	32	588	6.5	309	-14		0.9	2.8
Tuesday, February 11, 2014	10:00	0:10	35	41	37	32	734	7.1	309	-14		1.5	4.1
Tuesday, February 11, 2014	10:10	0:10	33	47	35	30	537	6.7	310	-14		2.2	5.2
Tuesday, February 11, 2014	10:20	0:10	39	52	43	32	477	6.3	304	-14		1.7	4.3
Tuesday, February 11, 2014	10:30	0:10	38	47	41	33	277	5.7	302	-13		1.7	4.1
Tuesday, February 11, 2014	10:40	0:10	38	50	41	33	742	7.6	307	-13		1.5	4.3
Tuesday, February 11, 2014	10:50	0:10	36	45	39	33	670	7.2	302	-13		1.3	3.7
Tuesday, February 11, 2014	11:00	0:10	40	48	42	36	441	6.5	312	-13		1.5	3.2
Tuesday, February 11, 2014	11:10	0:10	35	45	37	33	549	7.1	300	-13		1.3	3.3
Tuesday, February 11, 2014	11:20	0:10	35	49	38	31	410	6.5	301	-13		0.9	2.8
Tuesday, February 11, 2014	11:30	0:10	35	47	38	31	669	7.2	300	-12		0.9	2.8
Tuesday, February 11, 2014	11:40	0:10	36	42	38	32	411	6.4	294	-12		1.3	3.7
Tuesday, February 11, 2014	11:50	0:10	36	46	39	32	454	6.4	306	-12		2.0	4.6
Tuesday, February 11, 2014	12:00	0:10	35	43	38	31	565	7.1	310	-13		1.9	4.3
Tuesday, February 11, 2014	12:10	0:10	41	50	44	33	836	7.8	315	-13		1.9	3.7
Tuesday, February 11, 2014	12:20	0:10	37	45	41	32	729	7.4	311	-13		2.2	4.6
Tuesday, February 11, 2014	12:30	0:10	36	44	39	32	1089	8.5	310	-13		2.0	5.2
Tuesday, February 11, 2014	12:40	0:10	40	50	44	33	1237	9.2	311	-13		1.3	4.3
Tuesday, February 11, 2014	12:50	0:10	40	49	44	36	1555	10.1	308	-13		1.5	4.3
Tuesday, February 11, 2014	13:00	0:10	37	43	40	35	1471	9.9	306	-12		2.4	5.4
Tuesday, February 11, 2014	13:10	0:10	38	50	40	34	1676	10.3	298	-12		1.7	5.0
Tuesday, February 11, 2014	13:20	0:10	35	44	38	32	1667	10.2	296	-12		1.5	3.9
Tuesday, February 11, 2014	13:30	0:10	41	49	44	35	1073	8.4	290	-11		1.7	3.2
Tuesday, February 11, 2014	13:40	0:10	42	51	45	34	1557	9.8	301	-11		1.9	5.9
Tuesday, February 11, 2014	13:50	0:10	38	46	42	33	1135	9.2	307	-11		2.2	5.2
Tuesday, February 11, 2014	14:00	0:10	34	42	36	31	-41	7.9	307	-11		1.7	4.4
Tuesday, February 11, 2014	14:10	0:10	38	52	42	29	-34	8.3	297	-11		1.9	5.2
Tuesday, February 11, 2014	14:20	0:10	39	49	44	31	-24	8.4	304	-11		1.7	4.8
Tuesday, February 11, 2014	14:30	0:10	36	49	38	29	-25	7.7	313	-12		1.1	3.7
Tuesday, February 11, 2014	14:40	0:10	37	45	40	30	-25	7.4	310	-13		1.3	4.3
Tuesday, February 11, 2014	14:50	0:10	37	45	40	32	-25	6.9	309	-13		1.3	3.2
Tuesday, February 11, 2014	15:00	0:10	35	43	38	32	285	9.9	319	-12		1.3	3.3
Tuesday, February 11, 2014	15:10	0:10	38	46	41	34	-40	7.9	314	-12		1.7	3.3
Tuesday, February 11, 2014	15:20	0:10	38	48	41	33	-38	9.4	308	-12		1.7	5.4
Tuesday, February 11, 2014	15:30	0:10	41	51	44	32	-28	9.1	306	-12		1.5	3.7
Tuesday, February 11, 2014	15:40	0:10	40	48	44	30	-26	9.7	311	-12		2.0	4.8
Tuesday, February 11, 2014	15:50	0:10	36	46	39	31	-23	9.3	308	-13		1.7	4.8
Tuesday, February 11, 2014	16:00	0:10	40	49	44	35	876	8.8	307	-13		1.9	5.2
Tuesday, February 11, 2014	16:10	0:10	39	46	42	35	840	7.7	308	-13		1.7	4.3
Tuesday, February 11, 2014	16:20	0:10	37	48	40	31	966	8.3	306	-13		1.3	3.0
Tuesday, February 11, 2014	16:30	0:10	39	50	43	33	1249	8.9	314	-13		1.3	3.7
Tuesday, February 11, 2014	16:40	0:10	36	44	39	33	1431	9.5	317	-14		0.7	3.5
Tuesday, February 11, 2014	16:50	0:10	36	45	38	33	1057	8.3	307	-14		1.1	2.8
Tuesday, February 11, 2014	17:00	0:10	35	50	39	30	666	7.2	308	-14		0.9	2.4
Tuesday, February 11, 2014	17:10	0:10	34	49	36	30	735	7.4	309	-14		0.9	3.2
Tuesday, February 11, 2014	17:20	0:10	37	52	39	31	714	7.5	311	-15		0.6	1.9
Tuesday, February 11, 2014	17:30	0:10	31	41	33	29	279	5.5	313	-15		0.7	2.8
Tuesday, February 11, 2014	17:40	0:10	33	45	36	28	174	4.8	320	-15		1.1	3.5
Tuesday, February 11, 2014	17:50	0:10	31	46	33	27	78	4.3	322	-15		1.3	3.2
Tuesday, February 11, 2014	18:00	0:10	34	57	36	27	108	4.5	324	-15		0.9	2.2
Tuesday, February 11, 2014	18:10	0:10	31	46	34	28	231	5.3	323	-15		1.1	3.2
Tuesday, February 11, 2014	18:20	0:10	29	36	31	26	218	5.3	323	-15		0.9	2.4
Tuesday, February 11, 2014	18:30	0:10	27	35	29	25	128	4.4	324	-16		1.3	3.5
Tuesday, February 11, 2014	18:40	0:10	29	39	31	25	123	4.5	322	-16		1.1	2.6
Tuesday, February 11, 2014	18:50	0:10	29	36	31	27	231	5.4	323	-16		0.7	1.9
Tuesday, February 11, 2014	19:00	0:10	29	36	31	27	167	5.0	320	-16		0.9	4.8
Tuesday, February 11, 2014	19:10	0:10	32	43	35	29	395	6.4	319	-16		0.7	2.4
Tuesday, February 11, 2014	19:20	0:10	32	41	34	30	535	6.6	321	-16			

Table B-3: Location 1 Winter Compliance Evaluation

Date	Time	Duration	Leq	Lmax	L(10)	L(90)	WT N6	WT N6	Onsite Met	Onsite Met	NWS Plymouth	Loc. 6	Loc. 6
	Start Time	(min)	(dBA)	(dBA)	(dBA)	(dBA)	Output (kW)	HH WS (m/s)	WD @ 75m (degrees)	Temp. (°C)	Precip. Obs.	Avg. WS @ 2m (m/s)	Gust WS @ 2m (m/s)
Tuesday, February 11, 2014	19:40	0:10	36	46	40	32	366	6.2	324	-17		0.7	3.5
Tuesday, February 11, 2014	19:50	0:10	35	43	38	32	421	6.0	319	-17		0.9	2.6
Tuesday, February 11, 2014	20:00	0:10	39	51	41	32	324	5.6	316	-17		1.3	3.9
Tuesday, February 11, 2014	20:10	0:10	38	54	39	32	235	5.3	319	-18		1.3	3.2
Tuesday, February 11, 2014	20:20	0:10	36	45	39	32	336	6.1	319	-18		1.3	3.7
Tuesday, February 11, 2014	20:30	0:10	37	49	41	33	479	6.6	325	-18		1.5	4.6
Tuesday, February 11, 2014	20:40	0:10	36	45	39	32	304	5.5	329	-18		1.1	3.2
Tuesday, February 11, 2014	20:50	0:10	39	52	42	33	543	6.6	328	-18		1.1	3.2
Tuesday, February 11, 2014	21:00	0:10	38	48	41	34	690	6.9	330	-18		1.3	4.6
Tuesday, February 11, 2014	21:10	0:10	35	44	37	32	293	5.5	326	-18		1.1	3.2
Tuesday, February 11, 2014	21:20	0:10	36	49	39	30	265	5.5	322	-18		1.1	3.5
Tuesday, February 11, 2014	21:30	0:10	35	51	38	30	198	5.0	324	-18		1.1	2.6
Tuesday, February 11, 2014	21:40	0:10	33	51	35	27	251	5.3	323	-19		1.1	4.1
Tuesday, February 11, 2014	21:50	0:10	32	45	34	28	219	5.3	326	-19		1.1	3.2
Tuesday, February 11, 2014	22:00	0:10	30	37	32	28	211	5.1	329	-19		1.1	3.3
Tuesday, February 11, 2014	22:10	0:10	29	41	32	24	57	4.1	324	-19		1.3	3.3
Tuesday, February 11, 2014	22:20	0:10	32	49	35	28	334	5.9	331	-19		1.5	3.9
Tuesday, February 11, 2014	22:30	0:10	33	43	36	28	321	5.5	337	-19		1.7	3.7
Tuesday, February 11, 2014	22:40	0:10	32	45	35	27	233	5.5	332	-19		0.9	3.5
Tuesday, February 11, 2014	22:50	0:10	30	42	32	24	194	4.9	332	-19		0.4	2.8
Tuesday, February 11, 2014	23:00	0:10	31	41	33	26	269	5.7	328	-19		0.2	1.3
Tuesday, February 11, 2014	23:10	0:10	33	50	34	27	456	6.6	329	-19		0.2	2.2
Tuesday, February 11, 2014	23:20	0:10	33	42	35	29	502	6.6	328	-19		0.7	2.0
Tuesday, February 11, 2014	23:30	0:10	33	48	36	28	235	5.1	329	-19		0.6	1.5
Tuesday, February 11, 2014	23:40	0:10	32	42	34	29	116	4.5	333	-19		0.7	2.4
Tuesday, February 11, 2014	23:50	0:10	30	39	32	26	26	3.5	330	-20		1.5	4.3
Wednesday, February 12, 2014	0:00	0:10	27	33	28	25	-42	1.1	329	-20		1.5	3.5
Wednesday, February 12, 2014	0:10	0:10	29	49	29	24	-42	2.6	326	-20		1.1	3.0
Wednesday, February 12, 2014	0:20	0:10	27	32	28	25	41	3.9	327	-20		1.3	2.6
Wednesday, February 12, 2014	0:30	0:10	34	53	37	25	261	5.6	323	-20		1.3	2.6
Wednesday, February 12, 2014	0:40	0:10	30	36	31	28	269	5.5	322	-20		1.7	3.7
Wednesday, February 12, 2014	0:50	0:10	32	41	35	29	575	6.9	318	-20		1.5	4.8
Wednesday, February 12, 2014	1:00	0:10	33	42	35	30	589	6.9	319	-20		1.5	3.9
Wednesday, February 12, 2014	1:10	0:10	34	41	36	31	955	8.3	317	-20		1.3	3.7
Wednesday, February 12, 2014	1:20	0:10	35	42	37	31	983	8.3	319	-20		1.3	3.0
Wednesday, February 12, 2014	1:30	0:10	33	42	36	29	820	7.7	323	-20		1.5	3.3
Wednesday, February 12, 2014	1:40	0:10	32	47	34	30	932	8.0	320	-20		1.5	3.3
Wednesday, February 12, 2014	1:50	0:10	30	37	32	22	463	6.7	321	-20		1.3	3.3
Wednesday, February 12, 2014	2:00	0:10	25	43	27	19	-40	7.2	322	-20		1.1	2.4
Wednesday, February 12, 2014	2:10	0:10	24	37	27	18	-39	6.5	319	-20		0.9	3.9
Wednesday, February 12, 2014	2:20	0:10	24	35	27	20	-39	6.1	322	-20		0.9	2.8
Wednesday, February 12, 2014	2:30	0:10	26	43	28	20	-41	6.9	317	-20		1.1	2.6
Wednesday, February 12, 2014	2:40	0:10	25	34	28	21	-39	6.7	317	-20		1.1	2.8
Wednesday, February 12, 2014	2:50	0:10	26	40	31	19	-38	6.7	319	-20		0.9	2.2
Wednesday, February 12, 2014	3:00	0:10	29	38	32	19	209	5.8	321	-19		0.9	2.2
Wednesday, February 12, 2014	3:10	0:10	30	44	32	27	265	5.5	321	-19		1.3	2.6
Wednesday, February 12, 2014	3:20	0:10	30	38	32	27	314	5.7	319	-19		0.9	3.0
Wednesday, February 12, 2014	3:30	0:10	33	50	36	30	735	7.7	316	-20		0.9	2.6
Wednesday, February 12, 2014	3:40	0:10	33	43	35	30	1195	8.7	319	-19		1.5	3.7
Wednesday, February 12, 2014	3:50	0:10	34	49	37	32	936	8.1	323	-19		1.3	3.0
Wednesday, February 12, 2014	4:00	0:10	33	42	35	30	715	7.3	320	-19		1.1	4.1
Wednesday, February 12, 2014	4:10	0:10	33	47	34	30	601	7.0	322	-19		1.5	4.6
Wednesday, February 12, 2014	4:20	0:10	32	39	34	30	817	7.7	316	-20		1.5	4.4
Wednesday, February 12, 2014	4:30	0:10	35	45	37	31	799	7.6	313	-20		1.3	3.2
Wednesday, February 12, 2014	4:40	0:10	32	41	34	30	872	7.8	315	-20		0.9	2.8
Wednesday, February 12, 2014	4:50	0:10	32	41	34	29	690	7.2	320	-20		0.9	3.3
Wednesday, February 12, 2014	5:00	0:10	33	42	35	31	1282	9.2	321	-19		1.1	3.0
Wednesday, February 12, 2014	5:10	0:10	34	44	36	31	1164	8.7	324	-19		0.9	3.2
Wednesday, February 12, 2014	5:20	0:10	32	41	34	30	864	7.7	330	-19		0.9	2.4
Wednesday, February 12, 2014	5:30	0:10	34	42	37	30	969	8.2	324	-19		0.7	2.2
Wednesday, February 12, 2014	5:40	0:10	32	41	34	29	552	6.9	321	-20		1.5	4.6
Wednesday, February 12, 2014	5:50	0:10	32	41	34	30	695	7.4	320	-20		1.5	3.9
Wednesday, February 12, 2014	6:00	0:10	32	39	34	29	429	6.5	324	-20		1.5	4.4
Wednesday, February 12, 2014	6:10	0:10	31	37	33	29	368	6.1	324	-20		1.1	3.3
Wednesday, February 12, 2014	6:20	0:10	32	39	34	29	319	5.8	327	-20		1.3	2.8
Wednesday, February 12, 2014	6:30	0:10	32	42	35	28	371	6.0	329	-19		1.5	3.5
Wednesday, February 12, 2014	6:40	0:10	31	38	34	29	416	6.4	333	-19		1.1	3.3
Wednesday, February 12, 2014	6:50	0:10	32	39	34	30	780	7.7	330	-19		0.9	3.3
Wednesday, February 12, 2014	7:00	0:10	35	54	38	30	498	6.8	320	-19		0.9	2.0
Wednesday, February 12, 2014	7:10	0:10	36	46	38	32	712	7.6	326	-19		0.9	2.2
Wednesday, February 12, 2014	7:20	0:10	33	41	34	31	608	7.2	323	-19		0.7	2.0
Wednesday, February 12, 2014	7:30	0:10	36	46	40	32	508	6.9	323	-19		0.7	1.5
Wednesday, February 12, 2014	7:40	0:10	32	38	34	30	463	6.5	327	-18		0.7	1.9
Wednesday, February 12, 2014	7:50	0:10	31	39	33	29	226	5.4	343	-18		0.9	2.0
Wednesday, February 12, 2014	8:00	0:10	31	38	33	28	300	6.0	360	-17		0.9	2.6
Wednesday, February 12, 2014	8:10	0:10	35	46	37	29	368	6.2	10	-17		1.5	3.2
Wednesday, February 12, 2014	8:20	0:10	32	39	34	29	231	5.4	6	-16		1.1	2.8
Wednesday, February 12, 2014	8:30	0:10	33	42	36	28	41	4.1	21	-14		0.9	2.0
Wednesday, February 12, 2014	8:40	0:10	28	36	30	26	73	4.4	29	-13		0.9	2.2
Wednesday, February 12, 2014	8:50	0:10	28	35	30	26	121	4.6	24	-12		0.7	2.4
Wednesday, February 12, 2014	9:00	0:10	28	36	29	26	110	4.7	35	-11		0.4	0.9
Wednesday, February 12, 2014	9:10	0:10	30	41	32	26	3	3.6	41	-11		0.7	1.9
Wednesday, February 12, 2014	9:20	0:10	32	45	34	27	16	3.8	34	-10		0.9	2.0
Wednesday, February 12, 2014	9:30	0:10	39	54	39	26	38	4.1	34	-10		0.9	2.2
Wednesday, February 12, 2014	9:40	0:10	29	40	31	26	1	3.5	34	-10		0.9	2.6
Wednesday, February 12, 2014	9:50	0:10	27	36	29	25	-17	3.2	43	-10		0.6	1.5
Wednesday, February 12, 2014	10:00						17	3.6	85	-9		0.4	1.9
Wednesday, February 12, 2014	10:10						-35	2.9	119	-9		0.6	1.9
Wednesday, February 12, 2014	10:20						-12	3.3	124	-9		0.7	1.9
Wednesday, February 12, 2014	10:30						-23	3.2	166	-9		0.9	2.6
Wednesday, February 12, 2014	10:40						-42	2.8	207	-9		0.6	1.7
Wednesday, February 12, 2014	10:50						-39	2.5	207	-8		0.7	2.2
Wednesday, February 12, 2014	11:00						-40	2.6	186	-9		0.4	1.9
Wednesday, February 12, 2014	11:10	0:10	28	42	32	22	-38	2.2	181	-8		0.6	1.5
Wednesday, February 12, 2014	11:20	0:10	23	44	24	22	-38	2.1	190	-8		0.4	1.5
Wednesday, February 12, 2014	11:30	0:10	30	42	35	23	-40	2.2	180	-7		0.6	1.3
Wednesday, February 12, 2014	11:40	0:10	28	44	29	23	-39	1.6	190	-7		0.7	1.7
Wednesday, February 12, 2014	11:50	0:10	24	36	27	23	-37	1.4	194	-7		0.7	2.0
Wednesday, February 12, 2014	12:00	0:10	30	49	35	23	-21	0.8	204	-7		0.7	1.7
Wednesday, February 12, 2014	12:10	0:10	25	39	27	23	-19	1.3	193	-7		0.7	2.2
Wednesday, February 12, 2014	12:20	0:10	31	44	36	23	-19	1.8	192	-6		0.7	1.7
Wednesday, February 12, 2014	12:30	0:10	31	47	34	24	-20	2.7	179	-6		0.9	2.4

Table B-3: Location 1 Winter Compliance Evaluation

Date	Time	Duration	Leq	Lmax	L(10)	L(90)	WT N6	WT N6	Onsite Met	Onsite Met	NWS Plymouth	Loc. 6	Loc. 6
	Start Time	(min)	(dBA)	(dBA)	(dBA)	(dBA)	Output (kW)	HH WS (m/s)	WD @ 75m (degrees)	Temp. (°C)	Precip. Obs.	Avg. WS @ 2m (m/s)	Gust WS @ 2m (m/s)
Wednesday, February 12, 2014	12:40	0:10	26	49	29	23	-21	2.2	179	-6		0.9	1.9
Wednesday, February 12, 2014	12:50	0:10	31	45	35	22	-19	1.7	177	-6		1.3	3.3
Wednesday, February 12, 2014	13:00	0:10	28	40	31	22	-19	2.2	177	-6		0.6	1.9
Wednesday, February 12, 2014	13:10	0:10	31	51	33	23	-20	1.7	176	-6		0.9	2.6
Wednesday, February 12, 2014	13:20	0:10	28	51	30	25	-22	3.0	174	-6		1.3	4.3
Wednesday, February 12, 2014	13:30	0:10	28	41	31	24	23	3.7	174	-6		0.9	1.9
Wednesday, February 12, 2014	13:40	0:10	29	62	28	24	-39	2.8	176	-6		0.7	3.2
Wednesday, February 12, 2014	13:50	0:10	41	57	42	25	-1	3.9	173	-6		1.1	2.6
Wednesday, February 12, 2014	14:00	0:10	29	59	29	24	-10	4.7	170	-6		0.9	2.4
Wednesday, February 12, 2014	14:10	0:10	29	51	33	24	-42	3.9	165	-6		0.9	2.4
Wednesday, February 12, 2014	14:20	0:10	26	45	29	23	-40	3.2	157	-6		1.1	2.2
Wednesday, February 12, 2014	14:30	0:10	48	80	41	24	-39	2.5	156	-6		0.7	2.6
Wednesday, February 12, 2014	14:40	0:10	28	46	32	23	-38	1.7	156	-6		0.7	2.6
Wednesday, February 12, 2014	14:50	0:10	32	47	36	23	-40	3.0	160	-6		1.5	3.2
Wednesday, February 12, 2014	15:00	0:10	27	40	29	24	-36	2.2	163	-6		1.5	3.3
Wednesday, February 12, 2014	15:10	0:10	31	55	35	25	-35	2.0	158	-6		0.7	2.8
Wednesday, February 12, 2014	15:20	0:10	35	61	38	26	-20	3.1	161	-6		0.6	1.9
Wednesday, February 12, 2014	15:30	0:10	26	37	28	21	-20	3.1	163	-6		0.7	2.2
Wednesday, February 12, 2014	15:40	0:10	30	44	34	21	-21	3.4	163	-7		0.7	2.0
Wednesday, February 12, 2014	15:50	0:10	26	36	30	18	-20	4.8	160	-7		0.6	1.7
Wednesday, February 12, 2014	16:00	0:10	27	39	31	19	-20	4.4	157	-7		0.7	1.9
Wednesday, February 12, 2014	16:10	0:10	28	41	31	19	-21	3.7	157	-8		1.1	2.4
Wednesday, February 12, 2014	16:20	0:10	29	40	33	22	-20	4.7	151	-8		0.9	2.0
Wednesday, February 12, 2014	16:30	0:10	27	36	31	21	-20	4.4	148	-8		0.7	1.9
Wednesday, February 12, 2014	16:40	0:10	26	35	30	21	-20	4.3	145	-8		0.6	1.9
Wednesday, February 12, 2014	16:50	0:10	29	38	33	21	-20	4.6	146	-8		0.2	1.3
Wednesday, February 12, 2014	17:00	0:10	29	38	33	22	-21	4.0	148	-9		0.0	0.2
Wednesday, February 12, 2014	17:10	0:10	26	48	28	17	-20	3.7	148	-9		0.0	0.0
Wednesday, February 12, 2014	17:20	0:10	26	38	29	18	-20	4.3	152	-9		0.0	0.0
Wednesday, February 12, 2014	17:30	0:10	27	41	30	20	-20	4.6	155	-9		0.0	0.0
Wednesday, February 12, 2014	17:40	0:10	23	34	27	18	-20	4.3	152	-9		0.6	1.9
Wednesday, February 12, 2014	17:50	0:10	28	40	31	19	-21	4.4	148	-10		0.7	1.1
Wednesday, February 12, 2014	18:00	0:10	31	44	35	20	-19	4.6	151	-10		0.6	1.1
Wednesday, February 12, 2014	18:10	0:10	23	38	24	17	-18	4.3	150	-10		0.6	0.9
Wednesday, February 12, 2014	18:20	0:10	23	34	26	18	-17	4.1	151	-10		0.6	1.3
Wednesday, February 12, 2014	18:30	0:10	36	55	40	17	-17	3.8	152	-10		0.7	1.3
Wednesday, February 12, 2014	18:40	0:10	28	42	31	17	-17	3.8	156	-10		0.2	0.7
Wednesday, February 12, 2014	18:50	0:10	20	29	23	17	-18	3.2	155	-10		0.0	0.0
Wednesday, February 12, 2014	19:00	0:10	31	42	34	25	-19	4.2	158	-10		0.0	0.0
Wednesday, February 12, 2014	19:10	0:10	28	40	30	24	-17	3.5	158	-10		0.0	0.9
Wednesday, February 12, 2014	19:20	0:10	27	36	30	24	-17	3.9	156	-10		0.6	1.1
Wednesday, February 12, 2014	19:30	0:10	28	39	30	24	-29	3.1	157	-10		0.7	1.5
Wednesday, February 12, 2014	19:40	0:10	27	35	28	24	-12	3.4	157	-10		0.4	0.9
Wednesday, February 12, 2014	19:50	0:10	26	35	29	23	-7	3.6	159	-11		0.6	1.1
Wednesday, February 12, 2014	20:00	0:10	26	38	29	21	-37	3.4	161	-11		0.6	1.1
Wednesday, February 12, 2014	20:10	0:10	25	41	27	21	-36	4.0	159	-11		0.2	0.9
Wednesday, February 12, 2014	20:20	0:10	30	47	35	23	-35	4.2	160	-11		0.0	0.6
Wednesday, February 12, 2014	20:30	0:10	24	40	26	21	-35	4.2	162	-11		0.0	0.0
Wednesday, February 12, 2014	20:40	0:10	31	49	32	20	-36	3.8	163	-11		0.0	0.0
Wednesday, February 12, 2014	20:50	0:10	23	40	26	18	-35	3.6	164	-11		0.0	0.0
Wednesday, February 12, 2014	21:00	0:10	19	37	20	17	-31	3.9	165	-11		0.0	0.7
Wednesday, February 12, 2014	21:10	0:10	26	37	30	19	-30	4.8	166	-11		0.2	0.7
Wednesday, February 12, 2014	21:20	0:10	24	39	27	18	-31	4.3	165	-11		0.0	0.2
Wednesday, February 12, 2014	21:30	0:10	21	31	23	18	-27	3.9	160	-11		0.0	0.0
Wednesday, February 12, 2014	21:40	0:10	25	40	28	17	-18	4.3	159	-11		0.0	0.0
Wednesday, February 12, 2014	21:50	0:10	18	31	19	17	-17	4.1	159	-11		0.0	0.0
Wednesday, February 12, 2014	22:00	0:10	18	36	19	17	7	4.3	156	-12		0.0	0.0
Wednesday, February 12, 2014	22:10	0:10	21	33	24	18	3	3.5	164	-12		0.0	0.0
Wednesday, February 12, 2014	22:20	0:10	19	35	20	16	-15	3.7	169	-12		0.0	0.0
Wednesday, February 12, 2014	22:30	0:10	20	40	20	18	18	3.7	171	-12		0.2	0.6
Wednesday, February 12, 2014	22:40	0:10	23	37	26	19	77	4.4	167	-12		0.0	0.2
Wednesday, February 12, 2014	22:50	0:10	20	37	21	19	28	4.0	163	-11		0.0	0.0
Wednesday, February 12, 2014	23:00	0:10	19	35	20	18	-32	3.2	170	-11		0.0	0.0
Wednesday, February 12, 2014	23:10	0:10	20	35	21	17	-6	3.8	171	-11		0.0	0.0
Wednesday, February 12, 2014	23:20	0:10	31	45	34	19	17	3.7	168	-11		0.0	0.0
Wednesday, February 12, 2014	23:30	0:10	21	38	22	19	42	4.2	159	-12		0.0	0.0
Wednesday, February 12, 2014	23:40	0:10	20	33	21	19	39	4.2	160	-12		0.0	0.0
Wednesday, February 12, 2014	23:50	0:10	27	40	31	19	58	4.5	160	-11		0.0	0.0
Thursday, February 13, 2014	0:00	0:10	20	30	21	19	61	4.4	161	-11		0.0	0.0
Thursday, February 13, 2014	0:10	0:10	19	31	20	18	65	4.6	154	-11		0.2	0.6
Thursday, February 13, 2014	0:20	0:10	19	37	20	18	52	4.3	155	-12		0.2	0.7
Thursday, February 13, 2014	0:30	0:10	31	52	31	19	32	4.1	157	-12		0.0	0.0
Thursday, February 13, 2014	0:40	0:10	21	27	22	19	101	4.8	162	-12		0.0	0.2
Thursday, February 13, 2014	0:50	0:10	20	24	21	19	46	4.2	156	-12		0.0	0.0
Thursday, February 13, 2014	1:00	0:10	22	34	23	20	43	4.2	154	-12		0.0	0.0
Thursday, February 13, 2014	1:10	0:10	21	25	22	20	75	4.5	158	-12		0.0	0.0
Thursday, February 13, 2014	1:20	0:10	21	32	22	19	16	3.9	159	-12		0.0	0.0
Thursday, February 13, 2014	1:30	0:10	18	21	19	17	-38	2.8	160	-12		0.0	0.0
Thursday, February 13, 2014	1:40	0:10	18	26	19	17	-37	2.4	163	-12		0.2	0.7
Thursday, February 13, 2014	1:50	0:10	20	37	20	18	-39	2.7	167	-12		0.0	0.6
Thursday, February 13, 2014	2:00	0:10	16	29	17	15	-39	3.2	172	-12		0.0	0.0
Thursday, February 13, 2014	2:10	0:10	20	40	17	15	-35	4.4	174	-12		0.0	0.0
Thursday, February 13, 2014	2:20	0:10	16	35	16	14	-35	3.2	178	-13		0.0	0.0
Thursday, February 13, 2014	2:30	0:10	20	37	21	14	-35	2.2	190	-12		0.0	0.0
Thursday, February 13, 2014	2:40	0:10	23	46	16	14	-36	3.3	184	-11		0.2	0.7
Thursday, February 13, 2014	2:50	0:10	22	41	24	15	-35	3.7	181	-11		0.2	0.7
Thursday, February 13, 2014	3:00	0:10	20	39	19	17	-31	4.2	184	-11		0.6	0.9
Thursday, February 13, 2014	3:10	0:10	24	40	26	17	-31	4.9	186	-11		0.0	0.4
Thursday, February 13, 2014	3:20	0:10	20	27	21	18	95	5.1	186	-10		0.0	0.6
Thursday, February 13, 2014	3:30	0:10	23	38	23	19	140	5.1	181	-10		0.0	0.0
Thursday, February 13, 2014	3:40	0:10	20	27	21	19	143	5.0	176	-10		0.0	0.0
Thursday, February 13, 2014	3:50	0:10	20	24	22	19	105	4.6	173	-10		0.0	0.0
Thursday, February 13, 2014	4:00	0:10	21	26	22	20	131	5.0	166	-10		0.6	1.1
Thursday, February 13, 2014	4:10	0:10	21	30	22	20	113	4.7	164	-10		0.6	0.9
Thursday, February 13, 2014	4:20	0:10	23	28	25	21	205	5.6	164	-10		0.4	1.3
Thursday, February 13, 2014	4:30	0:10	31	45	34	24	294	6.1	160	-10		0.0	0.4
Thursday, February 13, 2014	4:40	0:10	29	33	31	28	561	7.2	148	-10		0.6	0.9
Thursday, February 13, 2014	4:50	0:10	28	33	29	25	456	6.8	148	-10		0.2	0.7
Thursday, February 13, 2014	5:00	0:10	28	42	29	25	323	6.2	151	-10		0.4	0.9
Thursday, February 13, 2014	5:10	0:10	28	34	29	25	261	5.9	142	-11		0.4	0.9
Thursday, February 13, 2014	5:20	0:10	28	34	30	26	373	6.4	131	-11		0.6	0.9
Thursday, February 13, 2014	5:30	0:10	27	32	29	25	2						

Table B-3: Location 1 Winter Compliance Evaluation

Date	Time	Duration	Leq	Lmax	L(10)	L(90)	WT N6	WT N6	Onsite Met	Onsite Met	NWS Plymouth	Loc. 6	Loc. 6
	Start Time	(min)	(dBA)	(dBA)	(dBA)	(dBA)	Output (kW)	HH WS (m/s)	WD @ 75m (degrees)	Temp. (°C)	Precip. Obs.	Avg. WS @ 2m (m/s)	Gust WS @ 2m (m/s)
Thursday, February 13, 2014	5:40	0:10	30	40	31	27	223	5.7	122	-12		0.0	0.0
Thursday, February 13, 2014	5:50	0:10	33	49	34	28	227	5.8	128	-12		0.0	0.0
Thursday, February 13, 2014	6:00	0:10	35	49	38	26	152	5.1	124	-12		0.2	0.7
Thursday, February 13, 2014	6:10	0:10	28	38	31	24	111	4.8	123	-11		0.2	0.6
Thursday, February 13, 2014	6:20	0:10	36	50	39	25	114	4.9	119	-11		0.0	0.0
Thursday, February 13, 2014	6:30	0:10	29	38	32	26	153	5.1	109	-11		0.0	0.4
Thursday, February 13, 2014	6:40	0:10	29	41	30	25	151	5.1	116	-11		0.4	0.7
Thursday, February 13, 2014	6:50	0:10	28	40	31	25	169	5.2	114	-11		0.0	0.6
Thursday, February 13, 2014	7:00	0:10	28	33	29	26	172	5.3	113	-11		0.0	0.4
Thursday, February 13, 2014	7:10	0:10	31	39	33	28	165	5.2	106	-11		0.0	0.0
Thursday, February 13, 2014	7:20	0:10	46	62	45	30	149	5.1	112	-11		0.0	0.7
Thursday, February 13, 2014	7:30	0:10	33	43	35	29	166	5.3	109	-11		0.0	0.4
Thursday, February 13, 2014	7:40	0:10	43	58	46	31	125	4.9	99	-10		0.0	0.2
Thursday, February 13, 2014	7:50	0:10	33	48	35	31	161	5.2	101	-10		0.0	0.0
Thursday, February 13, 2014	8:00	0:10	32	39	34	30	93	4.6	105	-10		0.0	0.6
Thursday, February 13, 2014	8:10	0:10	29	32	30	28	59	4.3	106	-10		0.2	0.9
Thursday, February 13, 2014	8:20	0:10	32	39	35	29	86	4.6	89	-10		0.0	0.6
Thursday, February 13, 2014	8:30	0:10	32	38	34	31	162	5.2	88	-10		0.2	1.1
Thursday, February 13, 2014	8:40	0:10	32	39	33	30	125	4.9	94	-10		0.4	0.9
Thursday, February 13, 2014	8:50	0:10	33	43	36	30	74	4.4	100	-10		0.2	0.9
Thursday, February 13, 2014	9:00	0:10	32	47	34	30	137	4.9	102	-10		0.0	0.4
Thursday, February 13, 2014	9:10	0:10	32	41	34	31	207	5.5	92	-9		0.0	1.3
Thursday, February 13, 2014	9:20	0:10	36	44	39	32	315	6.1	90	-9		0.4	1.3
Thursday, February 13, 2014	9:30	0:10	35	45	37	33	355	6.3	86	-9		0.6	1.3
Thursday, February 13, 2014	9:40	0:10	36	48	39	32	337	6.4	82	-9		0.4	1.1
Thursday, February 13, 2014	9:50	0:10	33	40	34	31	289	6.0	84	-9		0.4	1.3
Thursday, February 13, 2014	10:00	0:10	35	52	38	32	282	6.0	75	-8		0.4	1.5
Thursday, February 13, 2014	10:10	0:10	33	42	35	31	235	5.8	73	-8		0.0	0.9
Thursday, February 13, 2014	10:20	0:10	33	39	35	31	247	5.8	77	-8		0.6	1.9
Thursday, February 13, 2014	10:30	0:10	33	36	34	31	191	5.3	82	-8	1	0.4	1.5
Thursday, February 13, 2014	10:40	0:10	38	52	41	33	278	5.9	82	-8	1	0.0	0.0
Thursday, February 13, 2014	10:50	0:10	34	37	35	33	241	5.7	79	-8	1	0.0	0.7
Thursday, February 13, 2014	11:00	0:10	35	45	36	33	242	5.7	79	-8	1	0.4	1.1
Thursday, February 13, 2014	11:10	0:10	35	41	37	33	247	5.8	79	-8	1	0.2	1.3
Thursday, February 13, 2014	11:20	0:10	36	40	37	34	418	6.7	82	-8	1	0.6	1.9
Thursday, February 13, 2014	11:30	0:10	36	45	37	34	468	6.9	82	-7	1	0.4	1.3
Thursday, February 13, 2014	11:40	0:10	38	46	40	35	468	7.0	81	-7	1	0.4	1.3
Thursday, February 13, 2014	11:50	0:10	36	41	37	34	458	6.9	80	-7	1	0.6	1.9
Thursday, February 13, 2014	12:00	0:10	36	40	37	35	467	6.9	78	-7	1	0.2	1.1
Thursday, February 13, 2014	12:10	0:10	36	42	38	35	553	7.2	77	-7	1	0.4	1.1
Thursday, February 13, 2014	12:20	0:10	38	43	39	36	591	7.5	77	-8	1	0.9	2.2
Thursday, February 13, 2014	12:30	0:10	40	55	42	37	772	8.1	75	-7	1	1.1	2.2
Thursday, February 13, 2014	12:40	0:10	39	45	40	37	717	7.9	73	-7	1	1.1	3.0
Thursday, February 13, 2014	12:50	0:10	39	44	41	37	683	7.7	73	-7	1	0.9	2.2
Thursday, February 13, 2014	13:00	0:10	38	45	40	37	709	7.7	69	-7	1	0.4	1.5
Thursday, February 13, 2014	13:10	0:10	39	47	41	38	728	7.8	64	-7	1	1.1	4.4
Thursday, February 13, 2014	13:20	0:10	39	45	41	38	804	7.9	67	-7	1	0.6	2.0
Thursday, February 13, 2014	13:30	0:10	39	51	41	38	894	8.2	68	-7	1	0.6	1.9
Thursday, February 13, 2014	13:40	0:10	40	46	41	38	1010	8.4	64	-7	1	0.9	2.4
Thursday, February 13, 2014	13:50	0:10	40	45	41	38	907	8.2	62	-7	1	0.7	1.9
Thursday, February 13, 2014	14:00	0:10	34	43	37	31	-27	8.4	64	-7	1	1.3	3.9
Thursday, February 13, 2014	14:10	0:10	35	48	37	31	-36	8.5	64	-7	1	0.7	2.4
Thursday, February 13, 2014	14:20	0:10	34	46	36	31	-24	9.0	62	-6	1	0.9	3.2
Thursday, February 13, 2014	14:30	0:10	35	47	37	32	-24	9.9	56	-6	1	1.1	2.8
Thursday, February 13, 2014	14:40	0:10	35	43	36	32	-24	8.5	58	-6	1	1.3	3.3
Thursday, February 13, 2014	14:50	0:10	32	39	33	30	-25	7.2	57	-6	1	0.9	2.2
Thursday, February 13, 2014	15:00	0:10	38	43	39	36	453	6.9	53	-6	1	1.1	3.2
Thursday, February 13, 2014	15:10	0:10	37	45	39	35	400	6.3	52	-6	1	1.1	2.8
Thursday, February 13, 2014	15:20	0:10	35	42	37	34	324	6.0	53	-6	1	1.1	2.6
Thursday, February 13, 2014	15:30	0:10	34	42	35	32	191	5.4	53	-5	1	0.7	2.2
Thursday, February 13, 2014	15:40	0:10	34	42	36	33	225	5.5	51	-5	1	1.1	2.4
Thursday, February 13, 2014	15:50	0:10	35	40	36	33	216	5.5	48	-5	1	0.9	2.4
Thursday, February 13, 2014	16:00	0:10	35	40	37	34	299	6.2	48	-5	1	0.9	3.2
Thursday, February 13, 2014	16:10	0:10	35	42	37	34	290	6.0	48	-5	1	1.1	2.6
Thursday, February 13, 2014	16:20	0:10	35	42	37	34	325	6.2	45	-5	1	0.9	2.0
Thursday, February 13, 2014	16:30	0:10	35	42	37	33	282	5.9	43	-5	1	0.7	2.8
Thursday, February 13, 2014	16:40	0:10	36	50	38	34	234	5.6	38	-5	1	0.4	2.0
Thursday, February 13, 2014	16:50	0:10	34	39	36	33	260	5.8	38	-5	1	0.6	2.4
Thursday, February 13, 2014	17:00	0:10	35	43	36	33	271	5.9	39	-5	1	0.6	1.7
Thursday, February 13, 2014	17:10	0:10	35	39	36	34	397	6.3	41	-5	1	0.4	1.7
Thursday, February 13, 2014	17:20	0:10	37	42	38	35	524	7.2	41	-4	1	0.2	1.3
Thursday, February 13, 2014	17:30	0:10	38	42	39	37	806	7.9	44	-4	1	0.2	1.1
Thursday, February 13, 2014	17:40	0:10	39	46	41	37	1051	8.6	45	-4	1	0.4	1.7
Thursday, February 13, 2014	17:50	0:10	39	45	40	37	1016	8.6	46	-4	1	0.4	1.5
Thursday, February 13, 2014	18:00	0:10	38	43	40	37	820	8.3	45	-4	1	0.6	2.6
Thursday, February 13, 2014	18:10	0:10	38	45	40	37	768	7.6	45	-4	1	0.9	2.6
Thursday, February 13, 2014	18:20	0:10	38	43	39	36	749	7.6	50	-4	1	0.9	2.4
Thursday, February 13, 2014	18:30	0:10	39	49	40	36	1145	8.9	51	-3	1	0.7	3.7
Thursday, February 13, 2014	18:40	0:10	38	46	39	36	826	7.9	51	-3	1	0.6	1.9
Thursday, February 13, 2014	18:50	0:10	38	43	39	36	713	7.7	53	-3	1	0.7	2.2
Thursday, February 13, 2014	19:00	0:10	38	42	40	37	907	8.2	48	-3	1	0.4	2.0
Thursday, February 13, 2014	19:10	0:10	40	47	41	38	974	8.3	41	-3	1	0.4	1.9
Thursday, February 13, 2014	19:20	0:10	38	47	40	36	965	8.5	39	-3	1	0.6	1.9
Thursday, February 13, 2014	19:30	0:10	37	42	39	35	836	8.0	39	-3	1	0.7	2.0
Thursday, February 13, 2014	19:40	0:10	37	44	38	34	982	8.5	41	-3	1	0.6	1.5
Thursday, February 13, 2014	19:50	0:10	39	50	41	36	1015	8.8	49	-3	1	0.4	1.7
Thursday, February 13, 2014	20:00	0:10	38	44	39	36	1155	9.2	53	-3	1	0.6	1.9
Thursday, February 13, 2014	20:10	0:10	37	42	38	35	745	7.3	57	-3	1	0.7	2.0
Thursday, February 13, 2014	20:20	0:10	36	42	37	34	548	6.9	55	-2	1	0.4	1.5
Thursday, February 13, 2014	20:30	0:10	37	40	38	35	600	7.2	52	-2	1	0.4	1.5
Thursday, February 13, 2014	20:40	0:10	38	42	39	36	783	7.7	49	-2	1	0.6	2.0
Thursday, February 13, 2014	20:50	0:10	38	45	39	36	797	7.8	50	-2	1	0.4	2.0
Thursday, February 13, 2014	21:00	0:10	35	42	37	33	586	7.2	51	-2	1	0.4	1.3
Thursday, February 13, 2014	21:10	0:10	36	41	37	33	534	7.0	50	-2	1	0.4	1.3
Thursday, February 13, 2014	21:20	0:10	36	40	38	34	524	6.8	48	-2	1	0.4	1.5
Thursday, February 13, 2014	21:30	0:10	36	42	38	35	516	6.7	48	-2	1	0.7	2.0
Thursday, February 13, 2014	21:40	0:10	35	39	36	33	481	6.5	47	-1	1	0.6	1.7
Thursday, February 13, 2014	21:50	0:10	33	39	35	31	335	6.0	50	-1	1	0.6	1.7
Thursday, February 13, 2014	22:00	0:10	32	38	33	30	153	4.8	51	-1	1	0.6	1.9
Thursday, February 13, 2014	22:10	0:10	31	38	33	29	93	4.2	52	-1	1	0.4	1.3
Thursday, February 13, 2014	22:20	0:10	32	38	34	30	119						

Table B-3: Location 1 Winter Compliance Evaluation

Date	Time	Duration	Leq	Lmax	L(10)	L(90)	WT N6	WT N6	Onsite Met	Onsite Met	NWS Plymouth	Loc. 6	Loc. 6
	Start Time	(min)	(dBA)	(dBA)	(dBA)	(dBA)	Output (kW)	HH WS (m/s)	WD @ 75m (degrees)	Temp. (°C)	Precip. Obs.	Avg. WS @ 2m (m/s)	Gust WS @ 2m (m/s)
Thursday, February 13, 2014	22:40	0:10	33	40	35	31	221	5.5	53	-1		0.4	1.3
Thursday, February 13, 2014	22:50	0:10	34	42	35	32	278	5.7	50	-1		0.4	1.1
Thursday, February 13, 2014	23:00	0:10	32	38	34	30	180	5.0	53	-1		0.6	1.9
Thursday, February 13, 2014	23:10	0:10	35	40	36	32	108	4.5	52	-1	1	0.6	1.5
Thursday, February 13, 2014	23:20	0:10	35	39	36	33	201	5.4	55	-1	1	0.4	1.5
Thursday, February 13, 2014	23:30	0:10	34	39	35	32	344	6.1	53	-1	1	0.4	1.1
Thursday, February 13, 2014	23:40	0:10	32	38	33	30	225	5.5	52	-1	1	0.4	1.5
Thursday, February 13, 2014	23:50	0:10	33	40	35	31	185	5.1	47	-1	1	0.2	0.9
Friday, February 14, 2014	0:00	0:10	33	39	35	31	303	6.2	43	-1	1	0.2	1.1
Friday, February 14, 2014	0:10	0:10	34	41	36	32	442	6.8	40	-1		0.4	1.3
Friday, February 14, 2014	0:20	0:10	35	41	37	34	648	7.5	40	-1		0.6	2.0
Friday, February 14, 2014	0:30	0:10	37	42	38	35	657	7.4	41	-2		0.4	1.3
Friday, February 14, 2014	0:40	0:10	36	43	38	34	611	7.4	46	-2		0.6	1.7
Friday, February 14, 2014	0:50	0:10	38	44	39	37	1016	8.9	52	-2		0.4	1.7
Friday, February 14, 2014	1:00	0:10	37	42	39	35	725	7.7	51	-1		0.6	2.2
Friday, February 14, 2014	1:10	0:10	37	46	39	36	687	7.7	48	-1		0.7	2.2
Friday, February 14, 2014	1:20	0:10	41	45	43	39	462	6.9	48	-1		0.4	2.4
Friday, February 14, 2014	1:30	0:10	40	44	41	37	523	7.1	46	-1	1	0.4	1.5
Friday, February 14, 2014	1:40	0:10	39	44	41	37	250	5.5	41	-2	1	0.4	2.0
Friday, February 14, 2014	1:50	0:10	38	43	40	37	86	4.5	39	-2	1	0.2	0.9
Friday, February 14, 2014	2:00	0:10	37	41	39	34	-22	2.7	37	-2	1	0.2	0.9
Friday, February 14, 2014	2:10	0:10	39	43	41	36	-27	3.3	37	-2	1	0.4	1.3
Friday, February 14, 2014	2:20	0:10	34	36	35	32	-24	4.8	31	-2	1	0.2	0.9
Friday, February 14, 2014	2:30	0:10	33	40	34	32	-24	6.0	25	-1	1	0.4	1.5
Friday, February 14, 2014	2:40	0:10	35	42	36	33	-30	5.5	13	-1	1	0.6	1.3
Friday, February 14, 2014	2:50	0:10	35	38	37	34	-38	5.6	333	-2	1	0.4	1.1
Friday, February 14, 2014	3:00	0:10	35	39	36	33	-12	4.0	314	-3	1	0.4	1.5
Friday, February 14, 2014	3:10	0:10	33	37	34	32	158	5.3	300	-3	1	0.4	1.1
Friday, February 14, 2014	3:20	0:10	35	38	36	33	226	5.6	309	-3	1	0.2	1.5
Friday, February 14, 2014	3:30	0:10	33	41	35	31	278	6.1	314	-3	1	0.2	0.9
Friday, February 14, 2014	3:40	0:10	31	35	33	29	223	5.4	321	-3	1	0.4	0.9
Friday, February 14, 2014	3:50	0:10	29	34	31	27	109	4.6	317	-3	1	0.0	0.6
Friday, February 14, 2014	4:00	0:10	27	35	29	26	72	4.3	318	-4	1	0.6	1.1
Friday, February 14, 2014	4:10	0:10	29	42	31	27	80	4.6	318	-4	1	0.4	1.1
Friday, February 14, 2014	4:20	0:10	27	43	29	24	11	4.2	319	-4	1	0.6	1.5
Friday, February 14, 2014	4:30	0:10	24	30	26	22	114	4.9	317	-4	1	0.4	1.5
Friday, February 14, 2014	4:40	0:10	24	34	25	22	110	4.8	322	-4	1	0.4	0.9
Friday, February 14, 2014	4:50	0:10	25	34	26	22	110	4.8	321	-4	1	0.2	1.3
Friday, February 14, 2014	5:00	0:10	24	46	25	21	-4	3.4	317	-4	1	0.4	2.2
Friday, February 14, 2014	5:10	0:10	28	50	29	24	78	4.6	312	-4	1	0.6	3.0
Friday, February 14, 2014	5:20	0:10	32	50	32	29	228	5.8	312	-4	1	0.6	1.5
Friday, February 14, 2014	5:30	0:10	31	40	33	28	360	6.1	311	-4	1	0.6	1.7
Friday, February 14, 2014	5:40	0:10	33	53	34	29	514	7.0	310	-4	1	0.7	2.6
Friday, February 14, 2014	5:50	0:10	32	50	33	29	378	6.3	313	-4	1	0.7	2.2
Friday, February 14, 2014	6:00	0:10	35	51	36	30	839	8.3	317	-4	1	0.7	2.6
Friday, February 14, 2014	6:10	0:10	47	81	36	30	817	8.1	313	-4	1	0.7	2.8
Friday, February 14, 2014	6:20	0:10	34	52	36	30	945	8.6	312	-5	1	0.9	3.0
Friday, February 14, 2014	6:30	0:10	32	40	34	29	859	8.2	312	-5	1	0.7	3.3
Friday, February 14, 2014	6:40	0:10	33	47	35	30	855	8.0	310	-5	1	0.7	2.4
Friday, February 14, 2014	6:50	0:10	36	55	39	30	851	8.1	313	-5	1	0.7	2.8
Friday, February 14, 2014	7:00	0:10	33	46	35	30	707	7.7	315	-5	1	0.7	2.6
Friday, February 14, 2014	7:10	0:10	35	56	36	29	809	7.8	317	-5	1	0.9	2.2
Friday, February 14, 2014	7:20	0:10	35	54	37	30	638	7.2	314	-5	1	1.1	2.6
Friday, February 14, 2014	7:30	0:10	31	41	33	29	878	8.0	311	-5	1	1.3	3.9
Friday, February 14, 2014	7:40	0:10	33	41	35	30	1212	9.1	305	-6	1	1.1	2.8
Friday, February 14, 2014	7:50	0:10	35	62	36	30	1091	8.7	305	-6	1	1.1	2.4
Friday, February 14, 2014	8:00	0:10	34	44	37	31	1106	9.0	306	-6	1	1.1	5.2
Friday, February 14, 2014	8:10	0:10	33	39	34	31	1047	8.3	307	-6	1	1.5	5.2
Friday, February 14, 2014	8:20	0:10	39	61	40	32	1277	9.5	306	-6	1	1.1	3.0
Friday, February 14, 2014	8:30	0:10	40	67	42	32	989	8.6	307	-6	1	1.7	4.4
Friday, February 14, 2014	8:40	0:10	36	55	37	31	816	7.8	307	-6	1	1.5	3.9
Friday, February 14, 2014	8:50	0:10	37	48	39	32	1191	9.4	311	-6	1	1.5	4.1
Friday, February 14, 2014	9:00	0:10	39	55	42	33	1538	10.7	308	-6	1	1.7	4.3
Friday, February 14, 2014	9:10	0:10	38	52	41	34	1707	11.6	305	-6	1	1.9	4.3
Friday, February 14, 2014	9:20	0:10	40	55	42	34	1803	12.1	303	-6	1	1.9	4.4
Friday, February 14, 2014	9:30	0:10	41	55	44	35	1795	11.6	304	-6	1	2.0	5.9
Friday, February 14, 2014	9:40	0:10	41	51	45	34	1492	10.5	302	-6	1	2.0	5.7
Friday, February 14, 2014	9:50	0:10	39	51	40	32	1359	9.9	300	-6	1	1.9	4.4
Friday, February 14, 2014	10:00	0:10	43	60	44	34	1533	10.7	300	-7	1	2.2	7.0
Friday, February 14, 2014	10:10	0:10	44	57	47	35	1737	12.1	299	-7	1	2.4	6.3
Friday, February 14, 2014	10:20	0:10	41	57	42	35	1745	11.6	296	-7	1	2.6	6.7
Friday, February 14, 2014	10:30	0:10	39	49	41	33	1808	11.7	298	-7	1	2.8	6.3
Friday, February 14, 2014	10:40	0:10	44	56	47	36	1600	11.0	298	-7	1	2.2	5.9
Friday, February 14, 2014	10:50	0:10	43	63	46	36	1900	12.9	296	-7	1	2.0	5.4
Friday, February 14, 2014	11:00	0:10	48	63	51	40	1858	12.4	299	-7	1	2.8	7.2
Friday, February 14, 2014	11:10	0:10	51	62	55	43	1889	14.1	300	-7	1	3.0	7.0
Friday, February 14, 2014	11:20	0:10	50	60	54	43	1977	15.3	299	-7	1	3.5	8.0
Friday, February 14, 2014	11:30	0:10	48	56	52	42	1989	15.4	302	-7	1	3.5	8.7
Friday, February 14, 2014	11:40	0:10	47	55	50	41	1956	14.2	299	-7	1	4.1	9.7
Friday, February 14, 2014	11:50	0:10	51	59	55	42	1937	13.9	298	-7	1	3.7	8.5
Friday, February 14, 2014	12:00	0:10	51	61	55	44	1963	14.0	296	-7	1	4.3	10.6
Friday, February 14, 2014	12:10	0:10	53	68	56	42	1972	15.8	293	-7	1	3.9	9.5
Friday, February 14, 2014	12:20	0:10	54	64	59	46	1953	13.5	301	-7	1	4.3	8.9
Friday, February 14, 2014	12:30	0:10	54	64	58	47	1956	14.7	300	-7	1	3.3	11.3
Friday, February 14, 2014	12:40	0:10	48	60	51	42	1997	16.5	300	-7	1	3.5	10.0
Friday, February 14, 2014	12:50	0:10	49	58	54	42	1966	13.9	297	-7	1	3.3	6.7
Friday, February 14, 2014	13:00	0:10	51	64	53	43	1994	16.2	294	-7	1	2.6	5.7
Friday, February 14, 2014	13:10	0:10	54	71	57	45	1997	17.2	292	-7	1	3.2	9.7
Friday, February 14, 2014	13:20	0:10	49	63	51	42	1990	15.2	293	-7	1	3.2	9.5
Friday, February 14, 2014	13:30	0:10	47	58	51	41	1969	15.0	292	-7	1	2.4	7.2
Friday, February 14, 2014	13:40	0:10	51	64	55	41	1987	15.4	295	-7	1	2.8	6.5
Friday, February 14, 2014	13:50	0:10	49	59	52	43	1995	17.7	295	-6	1	2.4	5.7
Friday, February 14, 2014	14:00	0:10	44	56	47	39	129	15.6	292	-6	1	2.8	6.5
Friday, February 14, 2014	14:10	0:10	45	53	49	39	-36	16.3	293	-6		3.2	8.5
Friday, February 14, 2014	14:20	0:10	44	53	47	40	-36	13.6	293	-6		3.2	6.3
Friday, February 14, 2014	14:30	0:10	48	61	51	41	-27	13.1	295	-6		3.5	8.0
Friday, February 14, 2014	14:40	0:10	45	59	48	40	-24	12.3	293	-6		3.3	9.3
Friday, February 14, 2014	14:50	0:10	44	51	47	39	-23	13.8	297	-6		3.3	8.9
Friday, February 14, 2014	15:00	0:10	46	57	51	38	1457	13.4	286	-6		3.0	7.6
Friday, February 14, 2014	15:10	0:10	47	55	50	40	1998	15.3	290	-6		2.6	6

Table B-3: Location 1 Winter Compliance Evaluation

Date	Time	Duration	Leq	Lmax	L(10)	L(90)	WT N6	WT N6	Onsite Met	Onsite Met	NWS Plymouth	Loc. 6	Loc. 6
	Start Time	(min)	(dBA)	(dBA)	(dBA)	(dBA)	Output (kW)	HH WS (m/s)	WD @ 75m (degrees)	Temp. (°C)	Precip. Obs.	Avg. WS @ 2m (m/s)	Gust WS @ 2m (m/s)
Friday, February 14, 2014	15:40	0:10	37	46	39	35	1982	13.9	287	-6	1	2.6	6.3
Friday, February 14, 2014	15:50	0:10	38	44	40	34	1940	13.5	289	-6	1	2.2	5.0
Friday, February 14, 2014	16:00	0:10	38	50	39	34	1868	12.9	287	-6	1	2.4	7.0
Friday, February 14, 2014	16:10	0:10	37	45	39	34	991	11.5	287	-6	1	2.2	6.9
Friday, February 14, 2014	16:20	0:10	37	46	39	34	1335	11.5	287	-6	1	2.4	5.4
Friday, February 14, 2014	16:30	0:10	38	47	40	34	1850	11.6	285	-6	1	2.6	5.9
Friday, February 14, 2014	16:40	0:10	38	46	41	35	1902	11.6	286	-6	1	2.6	7.2
Friday, February 14, 2014	16:50	0:10	38	54	40	33	1936	11.9	287	-6	1	2.6	6.7
Friday, February 14, 2014	17:00	0:10	37	44	40	34	1867	11.5	286	-6	1	2.6	7.6
Friday, February 14, 2014	17:10	0:10	38	49	40	34	1792	11.3	287	-6	1	2.4	6.9
Friday, February 14, 2014	17:20	0:10	35	42	37	32	1760	10.9	291	-6	1	2.6	6.3
Friday, February 14, 2014	17:30	0:10	36	52	38	32	1466	10.1	290	-6	1	2.0	4.8
Friday, February 14, 2014	17:40	0:10	34	43	36	32	1423	10.1	294	-6	1	2.6	6.5
Friday, February 14, 2014	17:50	0:10	36	47	38	32	1657	10.9	288	-6	1	2.2	4.6
Friday, February 14, 2014	18:00	0:10	37	47	40	33	1801	11.7	281	-6	1	2.4	6.3
Friday, February 14, 2014	18:10	0:10	36	43	38	32	1681	11.3	281	-6	1	2.6	6.9
Friday, February 14, 2014	18:20	0:10	36	46	39	33	1712	11.8	285	-6	1	3.0	5.7
Friday, February 14, 2014	18:30	0:10	34	45	36	31	1691	11.2	284	-6	1	2.2	4.6
Friday, February 14, 2014	18:40	0:10	34	40	36	32	1277	9.3	284	-6	1	2.2	6.3
Friday, February 14, 2014	18:50	0:10	34	41	35	31	1029	8.8	287	-6	1	2.2	6.1
Friday, February 14, 2014	19:00	0:10	33	40	35	31	959	8.6	284	-6	1	2.2	7.0
Friday, February 14, 2014	19:10	0:10	37	49	42	31	846	8.2	291	-6	1	2.6	5.9
Friday, February 14, 2014	19:20	0:10	34	42	37	32	720	8.0	292	-6	1	2.8	6.9
Friday, February 14, 2014	19:30	0:10	36	49	38	32	993	8.6	299	-6	1	2.6	6.1
Friday, February 14, 2014	19:40	0:10	34	48	36	31	1489	10.0	298	-6	1	2.2	5.6
Friday, February 14, 2014	19:50	0:10	35	53	37	32	1175	9.2	300	-6	1	1.9	4.3
Friday, February 14, 2014	20:00	0:10	35	46	37	32	1720	11.0	302	-6	1	2.2	6.3
Friday, February 14, 2014	20:10	0:10	35	45	37	33	1817	11.4	298	-7	1	2.2	6.7
Friday, February 14, 2014	20:20	0:10	35	44	36	32	1706	10.6	296	-7	1	2.0	3.7
Friday, February 14, 2014	20:30	0:10	36	52	38	32	1054	8.7	301	-7	1	1.1	2.8
Friday, February 14, 2014	20:40	0:10	37	49	40	34	1238	9.5	304	-7	1	1.1	3.0
Friday, February 14, 2014	20:50	0:10	34	42	37	32	1648	10.5	298	-7	1	0.9	3.0
Friday, February 14, 2014	21:00	0:10	34	41	36	32	1190	9.1	293	-7	1	0.9	3.5
Friday, February 14, 2014	21:10	0:10	33	41	35	31	1036	8.7	302	-7	1	0.6	3.0
Friday, February 14, 2014	21:20	0:10	34	46	36	31	879	8.3	304	-7	1	0.6	2.2
Friday, February 14, 2014	21:30	0:10	32	40	34	30	560	6.8	309	-7	1	0.7	3.3
Friday, February 14, 2014	21:40	0:10	33	40	34	30	527	6.9	312	-7	1	0.4	1.7
Friday, February 14, 2014	21:50	0:10	32	39	34	30	551	7.0	309	-7	1	0.6	2.2
Friday, February 14, 2014	22:00	0:10	33	39	35	31	757	7.9	314	-7	1	0.6	2.4
Friday, February 14, 2014	22:10	0:10	35	45	37	31	805	8.0	315	-7	1	0.9	2.2
Friday, February 14, 2014	22:20	0:10	32	38	33	30	554	7.0	307	-7	1	0.7	2.0
Friday, February 14, 2014	22:30	0:10	34	41	36	31	863	8.2	301	-7	1	0.7	2.8
Friday, February 14, 2014	22:40	0:10	33	39	35	30	726	7.4	302	-7	1	0.4	1.5
Friday, February 14, 2014	22:50	0:10	31	43	33	29	356	6.0	301	-7	1	0.2	0.9
Friday, February 14, 2014	23:00	0:10	31	37	33	29	408	6.3	303	-7	1	0.2	0.9
Friday, February 14, 2014	23:10	0:10	31	37	33	29	502	6.6	300	-7	1	0.2	1.5
Friday, February 14, 2014	23:20	0:10	28	37	30	26	323	5.8	300	-7	1	0.2	1.5
Friday, February 14, 2014	23:30	0:10	27	37	29	24	158	4.9	296	-7	1	0.4	1.3
Friday, February 14, 2014	23:40	0:10	27	38	30	23	221	5.4	294	-7	1	0.0	0.6
Friday, February 14, 2014	23:50	0:10	27	34	29	25	323	6.0	293	-7	1	0.0	0.9
Saturday, February 15, 2014	0:00	0:10	27	36	28	24	307	5.9	286	-7	1	0.2	0.9
Saturday, February 15, 2014	0:10	0:10	25	33	27	23	162	4.9	279	-7	1	0.4	0.9
Saturday, February 15, 2014	0:20	0:10	22	28	23	20	85	4.4	279	-7	1	0.2	1.3
Saturday, February 15, 2014	0:30	0:10	21	24	22	20	77	4.4	277	-7	1	0.2	1.5
Saturday, February 15, 2014	0:40	0:10	22	28	23	20	92	4.7	280	-7	1	0.2	1.1
Saturday, February 15, 2014	0:50	0:10	24	44	26	20	120	5.0	277	-7	1	0.2	1.1
Saturday, February 15, 2014	1:00	0:10	22	30	23	20	156	5.2	278	-7	1	0.4	1.3
Saturday, February 15, 2014	1:10	0:10	22	29	24	20	180	5.4	281	-7	1	1.1	2.4
Saturday, February 15, 2014	1:20	0:10	28	36	30	24	468	7.0	281	-7	1	0.9	2.4
Saturday, February 15, 2014	1:30	0:10	31	44	32	26	635	7.6	283	-8	1	0.9	3.2
Saturday, February 15, 2014	1:40	0:10	28	35	30	24	571	7.4	270	-8	1	0.6	2.2
Saturday, February 15, 2014	1:50	0:10	21	26	23	20	83	4.6	268	-8	1	0.0	0.7
Saturday, February 15, 2014	2:00	0:10	20	29	22	16	-29	4.4	256	-7	1	0.2	1.1
Saturday, February 15, 2014	2:10	0:10	16	21	17	15	-39	5.4	258	-7	1	0.4	1.9
Saturday, February 15, 2014	2:20	0:10	15	18	15	14	-38	5.1	264	-7	1	0.2	1.7
Saturday, February 15, 2014	2:30	0:10	17	31	19	14	-39	4.2	274	-7	1	0.6	2.2
Saturday, February 15, 2014	2:40	0:10	29	57	21	15	-32	5.2	275	-7	1	0.9	2.8
Saturday, February 15, 2014	2:50	0:10	30	54	17	15	-25	6.1	267	-7	1	1.5	2.8
Saturday, February 15, 2014	3:00	0:10	28	38	31	15	355	6.8	269	-7	1	0.9	3.0
Saturday, February 15, 2014	3:10	0:10	23	34	25	20	48	4.0	271	-7	1	0.6	2.2
Saturday, February 15, 2014	3:20	0:10	20	26	22	19	91	4.6	274	-7	1	0.7	2.4
Saturday, February 15, 2014	3:30	0:10	24	31	26	21	302	6.3	273	-7	1	0.9	2.6
Saturday, February 15, 2014	3:40	0:10	23	29	26	20	274	5.8	272	-7	1	0.4	1.3
Saturday, February 15, 2014	3:50	0:10	22	33	25	20	74	4.6	272	-7	1	0.0	0.6
Saturday, February 15, 2014	4:00	0:10	23	30	25	21	36	3.9	274	-7	1	0.2	0.9
Saturday, February 15, 2014	4:10	0:10	20	27	22	19	-19	3.3	281	-7	1	0.0	0.0
Saturday, February 15, 2014	4:20	0:10	21	27	22	19	-13	3.4	289	-7	1	0.0	0.6
Saturday, February 15, 2014	4:30	0:10	25	40	27	20	-11	3.6	297	-7	1	0.0	0.6
Saturday, February 15, 2014	4:40	0:10	21	26	22	19	-15	3.2	305	-7	1	0.0	0.2
Saturday, February 15, 2014	4:50	0:10	21	33	22	19	-31	3.0	305	-7	1	0.0	0.7
Saturday, February 15, 2014	5:00	0:10	21	33	21	19	-41	2.7	301	-7	1	0.0	0.7
Saturday, February 15, 2014	5:10	0:10	20	25	21	19	-27	2.9	296	-7	1	0.0	0.0
Saturday, February 15, 2014	5:20	0:10	21	27	23	19	-40	3.0	306	-7	1	0.0	0.0
Saturday, February 15, 2014	5:30	0:10	23	35	25	21	-17	3.4	306	-7	1	0.0	0.0
Saturday, February 15, 2014	5:40	0:10	23	32	24	21	-40	2.9	300	-7	1	0.0	0.0
Saturday, February 15, 2014	5:50	0:10	24	35	27	21	-17	3.4	305	-7	1	0.0	0.0
Saturday, February 15, 2014	6:00	0:10	29	46	33	20	29	3.9	304	-7	1	0.0	0.0
Saturday, February 15, 2014	6:10	0:10	25	44	27	21	40	3.9	299	-7	1	0.0	0.0
Saturday, February 15, 2014	6:20	0:10	25	38	28	21	-31	3.0	299	-7	1	0.0	0.0
Saturday, February 15, 2014	6:30	0:10	22	29	24	20	-41	3.0	319	-7	1	0.0	0.0
Saturday, February 15, 2014	6:40	0:10	21	26	22	19	-42	2.4	326	-7	1	0.0	0.0
Saturday, February 15, 2014	6:50	0:10	22	42	23	19	-41	1.8	327	-7	1	0.0	0.0
Saturday, February 15, 2014	7:00	0:10	27	46	27	20	-39	2.0	298	-7	1	0.0	0.0
Saturday, February 15, 2014	7:10	0:10	23	34	25	19	-38	2.3	306	-7	1	0.0	0.0
Saturday, February 15, 2014	7:20	0:10	26	44	29	20	-39	2.1	317	-7	1	0.0	0.0
Saturday, February 15, 2014	7:30	0:10	25	40	29	20	-39	2.1	313	-7	1	0.0	0.0
Saturday, February 15, 2014	7:40	0:10	26	45	29	21	-33	2.3	322	-7	1	0.0	0.0
Saturday, February 15, 2014	7:50	0:10	25	36	28	21	-19	2.2	329	-6	1	0.0	0.0
Saturday, February 15, 2014	8:00	0:10	23	32	26	19	-22	1.7	323	-6	1	0.0	0.0
Saturday, February 15, 2014	8:10	0:10	26	40	29	18	-19	2.1					

Table B-3: Location 1 Winter Compliance Evaluation

Date	Time	Duration	Leq	Lmax	L(10)	L(90)	WT N6	WT N6	Onsite Met	Onsite Met	NWS Plymouth	Loc. 6	Loc. 6
	Start Time	(min)	(dBA)	(dBA)	(dBA)	(dBA)	Output (kW)	HH WS (m/s)	WD @ 75m (degrees)	Temp. (°C)	Precip. Obs.	Avg. WS @ 2m (m/s)	Gust WS @ 2m (m/s)
Saturday, February 15, 2014	8:40	0:10	19	28	21	17	-20	1.8	318	-6		0.0	0.6
Saturday, February 15, 2014	8:50	0:10	21	30	24	17	-19	2.1	318	-6		0.0	0.0
Saturday, February 15, 2014	9:00	0:10	19	28	21	17	-19	2.2	318	-5		0.0	0.4
Saturday, February 15, 2014	9:10	0:10	21	33	23	17	-20	2.2	304	-5		0.2	0.9
Saturday, February 15, 2014	9:20	0:10	22	32	25	18	-18	1.7	251	-5		0.0	0.6
Saturday, February 15, 2014	9:30	0:10	28	44	29	16	-18	0.5	308	-5		0.0	0.6
Saturday, February 15, 2014	9:40	0:10	21	32	24	16	-20	0.5	316	-5		0.0	0.0
Saturday, February 15, 2014	9:50	0:10	23	37	26	17	-19	1.5	19	-5		0.0	0.4
Saturday, February 15, 2014	10:00	0:10	24	39	28	18	-19	2.3	83	-5		0.0	0.4
Saturday, February 15, 2014	10:10	0:10	23	36	26	17	-20	3.0	90	-5		0.0	0.6
Saturday, February 15, 2014	10:20	0:10	21	28	23	18	-20	3.3	114	-5		0.4	1.9
Saturday, February 15, 2014	10:30	0:10	28	44	29	21	1	3.5	113	-5		0.7	1.7
Saturday, February 15, 2014	10:40	0:10	28	46	30	23	75	4.5	95	-4		0.7	1.9
Saturday, February 15, 2014	10:50	0:10	24	36	26	21	103	4.7	100	-5		0.4	1.7
Saturday, February 15, 2014	11:00	0:10	26	40	29	22	83	4.4	107	-5		0.6	1.5
Saturday, February 15, 2014	11:10	0:10	25	38	28	22	21	3.8	105	-4		0.4	1.5
Saturday, February 15, 2014	11:20	0:10	25	36	29	20	71	4.4	107	-4		0.6	3.0
Saturday, February 15, 2014	11:30	0:10	26	33	29	22	190	5.4	111	-4		0.6	1.9
Saturday, February 15, 2014	11:40	0:10	28	35	30	25	256	5.5	111	-4		0.7	1.7
Saturday, February 15, 2014	11:50	0:10	28	36	30	24	172	5.2	123	-4		0.6	2.2
Saturday, February 15, 2014	12:00	0:10	25	32	28	23	146	5.1	127	-4		0.6	1.7
Saturday, February 15, 2014	12:10	0:10	26	31	27	24	208	5.4	119	-4		0.6	3.0
Saturday, February 15, 2014	12:20	0:10	35	53	35	23	124	4.8	116	-5		0.6	1.9
Saturday, February 15, 2014	12:30	0:10	26	35	28	23	151	5.2	103	-5	1	0.4	1.7
Saturday, February 15, 2014	12:40	0:10	25	29	26	23	74	4.4	94	-5	1	0.4	1.7
Saturday, February 15, 2014	12:50	0:10	27	43	30	22	125	4.8	100	-5	1	0.6	2.0
Saturday, February 15, 2014	13:00	0:10	25	32	29	22	142	4.9	97	-4	1	0.4	1.9
Saturday, February 15, 2014	13:10	0:10	24	28	25	22	101	4.6	95	-4	1	0.6	1.3
Saturday, February 15, 2014	13:20	0:10	33	49	36	23	180	5.1	102	-5	1	0.6	2.0
Saturday, February 15, 2014	13:30	0:10	25	36	28	22	112	4.4	95	-5	1	0.4	1.9
Saturday, February 15, 2014	13:40	0:10	24	35	27	22	172	5.0	97	-5	1	0.7	2.0
Saturday, February 15, 2014	13:50	0:10	25	35	28	22	182	4.9	98	-5	1	0.7	1.7
Saturday, February 15, 2014	14:00	0:10	25	42	26	18	59	4.0	98	-5	1	1.1	2.2
Saturday, February 15, 2014	14:10	0:10	24	39	27	19	-9	4.1	102	-5	1	0.9	2.0
Saturday, February 15, 2014	14:20	0:10	23	35	26	18	-5	3.7	95	-5	1	0.4	1.5
Saturday, February 15, 2014	14:30	0:10	30	51	33	18	-5	4.4	85	-5	1	0.4	1.5
Saturday, February 15, 2014	14:40	0:10	27	40	31	19	-8	4.8	83	-5	1	0.6	2.0
Saturday, February 15, 2014	14:50	0:10	26	38	29	21	-4	5.1	83	-5	1	0.4	1.1
Saturday, February 15, 2014	15:00	0:10	23	38	26	20	32	3.9	76	-5	1	0.6	2.0
Saturday, February 15, 2014	15:10	0:10	23	34	26	20	24	3.4	81	-5	1	0.4	1.3
Saturday, February 15, 2014	15:20	0:10	25	36	28	21	2	2.9	71	-5	1	0.4	1.3
Saturday, February 15, 2014	15:30	0:10	25	38	28	19	-5	2.6	66	-5	1	0.2	0.9
Saturday, February 15, 2014	15:40	0:10	22	31	27	17	-4	1.6	64	-5	1	0.2	1.1
Saturday, February 15, 2014	15:50	0:10	23	35	26	18	-4	2.4	65	-5	1	0.2	1.5
Saturday, February 15, 2014	16:00	0:10	21	35	23	17	-5	2.6	69	-5	1	0.4	1.1
Saturday, February 15, 2014	16:10	0:10	19	27	21	17	-5	2.1	64	-5		0.0	0.4
Saturday, February 15, 2014	16:20	0:10	21	31	22	18	-8	2.9	73	-5		0.0	0.0
Saturday, February 15, 2014	16:30	0:10	24	39	28	18	2	2.8	67	-5		0.0	0.0
Saturday, February 15, 2014	16:40	0:10	21	32	23	19	-3	2.9	69	-5		0.2	0.9
Saturday, February 15, 2014	16:50	0:10	24	35	25	20	-4	2.7	64	-6		0.2	0.9
Saturday, February 15, 2014	17:00	0:10	24	33	26	23	-2	2.7	58	-6		0.2	0.9
Saturday, February 15, 2014	17:10	0:10	24	28	25	23	-4	2.5	61	-6	1	0.0	0.0
Saturday, February 15, 2014	17:20	0:10	39	56	42	22	-3	2.9	63	-6	1	0.0	0.7
Saturday, February 15, 2014	17:30	0:10	23	32	25	21	-3	2.4	58	-6	1	0.0	0.4
Saturday, February 15, 2014	17:40	0:10	22	33	24	20	-5	1.9	53	-6	1	0.0	0.6
Saturday, February 15, 2014	17:50	0:10	24	42	24	18	-4	2.1	55	-6	1	0.0	0.0
Saturday, February 15, 2014	18:00	0:10	18	20	18	17	-4	2.5	59	-6	1	0.0	0.0
Saturday, February 15, 2014	18:10	0:10	18	33	18	17	-5	2.9	53	-6	1	0.0	0.0
Saturday, February 15, 2014	18:20	0:10	17	21	18	17	-4	2.3	41	-6	1	0.0	0.0
Saturday, February 15, 2014	18:30	0:10	21	37	23	17	-4	1.8	32	-6	1	0.0	0.0
Saturday, February 15, 2014	18:40	0:10	18	26	19	17	-4	1.2	23	-6	1	0.0	0.7
Saturday, February 15, 2014	18:50	0:10	19	28	19	18	-4	0.9	19	-6	1	0.0	0.7
Saturday, February 15, 2014	19:00	0:10	18	25	19	18	-4	0.8	18	-6	1	0.0	0.0
Saturday, February 15, 2014	19:10	0:10	21	35	21	18	-4	0.7	18	-6	1	0.0	0.0
Saturday, February 15, 2014	19:20	0:10	23	35	27	19	0	1.4	5	-6	1	0.0	0.0
Saturday, February 15, 2014	19:30	0:10	24	33	27	21	-1	2.6	346	-6	1	0.0	0.4
Saturday, February 15, 2014	19:40	0:10	29	42	33	21	-5	3.2	335	-6	1	0.0	0.4
Saturday, February 15, 2014	19:50	0:10	22	28	23	21	21	3.1	339	-6	1	0.2	0.7
Saturday, February 15, 2014	20:00	0:10	22	27	23	21	11	3.0	332	-6	1	0.0	1.1
Saturday, February 15, 2014	20:10	0:10	23	29	24	21	84	4.1	329	-6	1	0.6	2.0
Saturday, February 15, 2014	20:20	0:10	24	31	26	23	80	3.9	330	-6	1	0.4	2.0
Saturday, February 15, 2014	20:30	0:10	28	43	29	24	84	3.9	328	-6	1	0.6	2.6
Saturday, February 15, 2014	20:40	0:10	30	38	32	27	234	5.2	324	-6	1	0.4	1.9
Saturday, February 15, 2014	20:50	0:10	31	37	33	29	190	4.8	324	-6	1	0.6	2.0
Saturday, February 15, 2014	21:00	0:10	32	46	34	29	129	4.3	328	-6	1	0.7	2.4
Saturday, February 15, 2014	21:10	0:10	32	40	34	30	127	4.4	328	-6	1	0.6	2.2
Saturday, February 15, 2014	21:20	0:10	30	37	32	28	43	3.6	329	-6	1	0.7	2.4
Saturday, February 15, 2014	21:30	0:10	32	40	34	30	58	4.2	329	-6	1	0.7	2.8
Saturday, February 15, 2014	21:40	0:10	33	40	35	31	176	4.6	329	-6	1	0.6	2.6
Saturday, February 15, 2014	21:50	0:10	34	41	36	31	173	4.7	330	-6	1	0.7	2.6
Saturday, February 15, 2014	22:00	0:10	38	55	39	31	281	5.5	328	-6		0.9	3.2
Saturday, February 15, 2014	22:10	0:10	36	49	38	33	379	6.2	328	-6		1.5	4.4
Saturday, February 15, 2014	22:20	0:10	38	48	41	35	698	7.2	326	-6		1.5	5.2
Saturday, February 15, 2014	22:30	0:10	37	46	38	34	1177	9.0	324	-6		1.5	3.9
Saturday, February 15, 2014	22:40	0:10	39	48	41	36	1029	8.3	324	-6		1.5	4.3
Saturday, February 15, 2014	22:50	0:10	42	53	45	38	1582	10.7	321	-6		1.7	5.7
Saturday, February 15, 2014	23:00	0:10	39	45	41	35	1508	10.4	324	-7		1.7	4.4
Saturday, February 15, 2014	23:10	0:10	39	49	42	35	908	8.3	325	-7	1	1.9	5.4
Saturday, February 15, 2014	23:20	0:10	41	48	45	36	1349	9.4	322	-7	1	2.2	5.0
Saturday, February 15, 2014	23:30	0:10	41	48	43	37	1606	10.4	324	-7	1	1.7	4.3
Saturday, February 15, 2014	23:40	0:10	42	53	43	37	1830	11.5	320	-7	1	1.7	4.4
Saturday, February 15, 2014	23:50	0:10	43	54	47	36	1734	10.8	318	-8	1	2.4	6.7
Sunday, February 16, 2014	0:00	0:10	44	58	49	36	1275	9.4	322	-8	1	2.2	5.9
Sunday, February 16, 2014	0:10	0:10	43	55	46	37	1512	10.0	324	-8	1	2.6	6.5
Sunday, February 16, 2014	0:20	0:10	42	49	45	39	1773	11.6	321	-8	1	2.4	7.2
Sunday, February 16, 2014	0:30	0:10	42	52	45	39	1798	11.4	320	-9	1	2.2	6.5
Sunday, February 16, 2014	0:40	0:10	42	57	46	37	1875	11.9	327	-9	1	2.4	8.0
Sunday, February 16, 2014	0:50	0:10	42	54	45	35	1399	9.7	326	-9	1	2.4	6.1
Sunday, February 16, 2014	1:00	0:10	43	55	45	37	1506	10.3	323	-10	1	2.2	5.9
Sunday, February 16, 2014	1:10	0:10	43	52	46	39	1649	11.1	317	-10	1	2.6	6.3
Sunday, February 16, 2014	1:20	0:10	45	54	49	39	1635	11.4	316	-10	1	2.6	5.9

Table B-3: Location 1 Winter Compliance Evaluation

Date	Time	Duration	Leq	Lmax	L(10)	L(90)	WT N6	WT N6	Onsite Met	Onsite Met	NWS Plymouth	Loc. 6	Loc. 6
	Start Time	(min)	(dBA)	(dBA)	(dBA)	(dBA)	Output (kW)	HH WS (m/s)	WD @ 75m (degrees)	Temp. (°C)	Precip. Obs.	Avg. WS @ 2m (m/s)	Gust WS @ 2m (m/s)
Sunday, February 16, 2014	1:40	0:10	50	62	53	44	1617	10.9	317	-10	1	1.9	4.8
Sunday, February 16, 2014	1:50	0:10	48	61	53	40	1842	13.9	318	-10	1	2.4	7.6
Sunday, February 16, 2014	2:00	0:10	52	61	55	46	1885	13.9	318	-11	1	2.6	6.5
Sunday, February 16, 2014	2:10	0:10	52	63	54	44	253	12.0	320	-11	1	2.2	6.5
Sunday, February 16, 2014	2:20	0:10	51	61	56	43	-6	12.5	324	-11	1	1.9	4.3
Sunday, February 16, 2014	2:30	0:10	45	57	49	38	-4	14.4	324	-11	1	1.5	4.8
Sunday, February 16, 2014	2:40	0:10	49	60	53	38	-4	12.0	324	-11	1	1.9	5.2
Sunday, February 16, 2014	2:50	0:10	43	55	46	36	-4	11.1	322	-11	1	2.2	7.4
Sunday, February 16, 2014	3:00	0:10	39	47	42	34	938	11.4	323	-11	1	2.0	6.9
Sunday, February 16, 2014	3:10	0:10	40	47	43	36	1666	11.0	322	-11	1	2.0	6.5
Sunday, February 16, 2014	3:20	0:10	37	43	39	36	1280	9.4	322	-12	1	2.0	4.6
Sunday, February 16, 2014	3:30	0:10	40	51	43	36	1726	11.2	324	-12	1	1.3	3.2
Sunday, February 16, 2014	3:40	0:10	40	49	44	35	1612	10.7	324	-12	1	1.7	3.9
Sunday, February 16, 2014	3:50	0:10	37	45	39	34	1607	10.6	324	-12	1	1.9	5.4
Sunday, February 16, 2014	4:00	0:10	36	45	38	33	1332	9.5	325	-12	1	1.7	3.9
Sunday, February 16, 2014	4:10	0:10	40	48	44	34	1721	11.0	316	-12	1	1.9	5.4
Sunday, February 16, 2014	4:20	0:10	37	46	41	33	1829	11.4	314	-12	1	1.7	4.3
Sunday, February 16, 2014	4:30	0:10	37	48	40	33	1653	10.4	312	-12	1	1.7	4.6
Sunday, February 16, 2014	4:40	0:10	35	44	37	33	1145	8.6	313	-12	1	2.2	5.4
Sunday, February 16, 2014	4:50	0:10	38	50	40	34	988	8.1	322	-12	1	2.4	5.2
Sunday, February 16, 2014	5:00	0:10	41	52	44	34	1364	9.5	323	-12	1	2.0	5.2
Sunday, February 16, 2014	5:10	0:10	40	54	40	34	1683	11.1	326	-13	1	2.4	5.6
Sunday, February 16, 2014	5:20	0:10	42	49	45	37	1840	11.6	321	-13	1	3.0	8.5
Sunday, February 16, 2014	5:30	0:10	47	56	50	39	1903	11.8	308	-13	1	3.3	8.2
Sunday, February 16, 2014	5:40	0:10	43	53	46	39	1950	12.8	311	-13	1	3.3	7.8
Sunday, February 16, 2014	5:50	0:10	45	57	48	39	1939	12.7	309	-13	1	2.6	6.9
Sunday, February 16, 2014	6:00	0:10	45	54	48	38	1940	12.5	307	-14	1	2.4	5.6
Sunday, February 16, 2014	6:10	0:10	44	55	46	38	1967	13.1	306	-14	1	2.8	6.3
Sunday, February 16, 2014	6:20	0:10	45	57	48	38	1893	12.3	309	-14	1	2.2	4.8
Sunday, February 16, 2014	6:30	0:10	42	50	45	36	1574	10.7	311	-14	1	2.4	5.4
Sunday, February 16, 2014	6:40	0:10	40	52	43	35	1757	10.8	317	-14	1	2.2	6.3
Sunday, February 16, 2014	6:50	0:10	40	53	43	33	971	8.1	318	-14	1	1.9	4.4
Sunday, February 16, 2014	7:00	0:10	36	49	40	31	620	7.1	319	-14	1	1.5	5.6
Sunday, February 16, 2014	7:10	0:10	34	42	37	31	789	7.7	308	-14	1	1.3	4.4
Sunday, February 16, 2014	7:20	0:10	33	39	35	31	927	8.3	309	-14	1	1.3	3.2
Sunday, February 16, 2014	7:30	0:10	34	46	36	31	629	7.2	319	-14	1	1.1	4.4
Sunday, February 16, 2014	7:40	0:10	33	43	35	31	424	6.2	318	-14	1	1.1	4.3
Sunday, February 16, 2014	7:50	0:10	34	47	36	32	1340	9.4	310	-14	1	1.1	3.2
Sunday, February 16, 2014	8:00	0:10	36	48	38	33	1403	9.6	312	-14	1	1.5	5.4
Sunday, February 16, 2014	8:10	0:10	41	50	46	33	1491	10.0	310	-14	1	1.7	4.8
Sunday, February 16, 2014	8:20	0:10	40	52	44	34	1378	9.4	307	-14	1	1.7	5.0
Sunday, February 16, 2014	8:30	0:10	44	55	48	38	1695	11.1	298	-13	1	2.0	5.4
Sunday, February 16, 2014	8:40	0:10	47	56	51	39	1941	12.9	305	-13	1	1.9	5.4
Sunday, February 16, 2014	8:50	0:10	44	55	48	38	1780	11.5	305	-13	1	2.2	5.7
Sunday, February 16, 2014	9:00	0:10	43	51	46	38	1247	8.9	310	-13	1	1.9	4.6
Sunday, February 16, 2014	9:10	0:10	41	49	44	37	1491	10.0	313	-13	1	1.9	4.6
Sunday, February 16, 2014	9:20	0:10	43	55	47	37	1012	8.5	305	-13	1	2.0	5.6
Sunday, February 16, 2014	9:30	0:10	43	52	46	37	1258	9.5	300	-12	1	2.0	7.0
Sunday, February 16, 2014	9:40	0:10	42	51	46	36	1219	9.4	301	-12	1	2.0	8.2
Sunday, February 16, 2014	9:50	0:10	43	54	45	37	1804	11.5	310	-12	1	1.9	5.0
Sunday, February 16, 2014	10:00	0:10	42	52	46	37	1892	11.8	325	-12	1	2.0	5.7
Sunday, February 16, 2014	10:10	0:10	42	52	45	37	1657	10.6	318	-12	1	1.7	3.9
Sunday, February 16, 2014	10:20	0:10	48	57	51	40	1776	10.9	316	-12	1	1.7	4.6
Sunday, February 16, 2014	10:30	0:10	42	57	45	37	1406	9.5	308	-12	1	1.5	4.8
Sunday, February 16, 2014	10:40	0:10	46	56	50	38	1885	12.2	302	-11	1	1.3	3.2
Sunday, February 16, 2014	10:50	0:10	44	52	48	38	1832	11.2	294	-11	1	1.5	4.4
Sunday, February 16, 2014	11:00	0:10	43	52	46	38	1627	10.4	299	-11	1	1.3	3.0
Sunday, February 16, 2014	11:10	0:10	43	53	47	37	1814	11.9	304	-11	1	1.7	3.9
Sunday, February 16, 2014	11:20	0:10	47	58	52	39	1786	11.6	300	-11	1	3.7	9.7
Sunday, February 16, 2014	11:30	0:10	47	57	51	40	1965	13.2	298	-10	1	3.5	8.7
Sunday, February 16, 2014	11:40	0:10	48	56	51	43	1983	13.6	289	-10	1	3.0	6.7
Sunday, February 16, 2014	11:50	0:10	44	56	47	37	1961	12.3	294	-10	1	2.6	8.4
Sunday, February 16, 2014	12:00	0:10	50	58	54	38	1682	10.4	290	-10	1	2.4	7.4
Sunday, February 16, 2014	12:10	0:10	48	57	51	41	1472	9.8	290	-10	1	3.0	8.7
Sunday, February 16, 2014	12:20	0:10	47	57	50	39	1776	11.3	299	-10	1	3.7	10.2
Sunday, February 16, 2014	12:30	0:10	50	61	54	42	1958	13.4	298	-10	1	3.5	8.9
Sunday, February 16, 2014	12:40	0:10	50	60	54	42	1975	15.4	297	-10	1	3.2	6.5
Sunday, February 16, 2014	12:50	0:10	54	67	57	45	1994	15.4	300	-10	1	3.3	7.6
Sunday, February 16, 2014	13:00	0:10	52	61	56	47	1966	14.3	300	-10	1	3.0	7.0
Sunday, February 16, 2014	13:10	0:10	54	64	58	45	1978	14.1	302	-10	1	2.8	6.7
Sunday, February 16, 2014	13:20	0:10	51	60	55	46	1802	11.8	301	-10	1	3.2	7.8
Sunday, February 16, 2014	13:30	0:10	51	62	54	45	1909	11.8	303	-10	1	2.8	6.3
Sunday, February 16, 2014	13:40	0:10	51	61	54	44	1895	12.9	308	-10	1	2.8	8.7
Sunday, February 16, 2014	13:50	0:10	52	63	55	46	1937	12.6	311	-9	1	3.2	7.4
Sunday, February 16, 2014	14:00	0:10	51	63	55	43	28	13.2	307	-9	1	2.8	7.0
Sunday, February 16, 2014	14:10	0:10	44	59	47	38	-10	12.8	299	-9	1	3.0	7.6
Sunday, February 16, 2014	14:20	0:10	39	49	43	34	-4	11.8	296	-9	1	2.4	7.0
Sunday, February 16, 2014	14:30	0:10	37	48	41	32	-4	11.7	299	-10	1	1.7	5.0
Sunday, February 16, 2014	14:40	0:10	39	46	42	33	-4	10.9	300	-10	1	2.0	5.7
Sunday, February 16, 2014	14:50	0:10	44	61	45	34	-4	12.6	294	-10	1	2.0	5.9
Sunday, February 16, 2014	15:00	0:10	46	60	49	36	1459	12.2	300	-10	1	2.2	5.2
Sunday, February 16, 2014	15:10	0:10	40	52	42	35	1952	11.9	299	-10	1	2.4	6.9
Sunday, February 16, 2014	15:20	0:10	41	52	45	35	1801	10.9	304	-10	1	2.8	6.5
Sunday, February 16, 2014	15:30	0:10	38	47	40	34	1658	10.2	295	-10	1	2.4	6.9
Sunday, February 16, 2014	15:40	0:10	41	50	44	36	1206	8.9	309	-10	1	2.8	7.8
Sunday, February 16, 2014	15:50	0:10	38	45	41	34	1236	9.0	304	-10	1	2.6	5.7
Sunday, February 16, 2014	16:00	0:10	37	47	40	33	972	8.4	309	-10	1	2.0	4.6
Sunday, February 16, 2014	16:10	0:10	39	50	42	33	1337	9.6	309	-10	1	2.0	5.2
Sunday, February 16, 2014	16:20	0:10	38	49	41	33	979	8.3	302	-10	1	2.0	5.0
Sunday, February 16, 2014	16:30	0:10	37	44	40	32	1176	8.9	303	-11	1	1.9	5.2
Sunday, February 16, 2014	16:40	0:10	36	45	40	30	1022	8.4	302	-11	1	1.9	5.0
Sunday, February 16, 2014	16:50	0:10	33	43	36	29	854	7.8	301	-11	1	1.5	3.5
Sunday, February 16, 2014	17:00	0:10	34	47	35	29	1013	8.5	294	-11	1	1.3	3.9
Sunday, February 16, 2014	17:10	0:10	31	37	32	29	1022	8.5	295	-11	1	0.9	2.8
Sunday, February 16, 2014	17:20	0:10	32	41	35	28	836	8.0	296	-12	1	0.7	2.6
Sunday, February 16, 2014	17:30	0:10	31	37	32	28	679	7.4	302	-12	1	1.1	3.7
Sunday, February 16, 2014	17:40	0:10	31	41	33	29	891	8.0	300	-12	1	0.9	4.4
Sunday, February 16, 2014	17:50	0:10	30	37	32	28	720	7.4	302	-12	1	1.1	4.3

Table B-3: Location 1 Winter Compliance Evaluation

Date	Time	Duration	Leq	Lmax	L(10)	L(90)	WT N6	WT N6	Onsite Met	Onsite Met	NWS Plymouth	Loc. 6	Loc. 6
	Start Time	(min)	(dBA)	(dBA)	(dBA)	(dBA)	Output (kW)	HH WS (m/s)	WD @ 75m (degrees)	Temp. (°C)	Precip. Obs.	Avg. WS @ 2m (m/s)	Gust WS @ 2m (m/s)
Sunday, February 16, 2014	18:40	0:10	36	51	38	28	1087	8.4	296	-12		1.5	4.3
Sunday, February 16, 2014	18:50	0:10	33	46	36	30	1000	8.5	298	-12		1.7	4.4
Sunday, February 16, 2014	19:00	0:10	31	36	33	29	893	7.8	303	-12		1.9	4.4
Sunday, February 16, 2014	19:10	0:10	31	38	33	28	952	7.9	303	-12		1.7	4.4
Sunday, February 16, 2014	19:20	0:10	34	49	37	31	1634	10.6	308	-12		1.7	4.3
Sunday, February 16, 2014	19:30	0:10	40	53	44	33	1810	11.0	308	-13		1.5	3.2
Sunday, February 16, 2014	19:40	0:10	41	53	45	33	1769	11.1	307	-13		1.5	5.0
Sunday, February 16, 2014	19:50	0:10	35	48	37	32	1091	8.3	311	-13		2.0	5.7
Sunday, February 16, 2014	20:00	0:10	36	48	39	32	705	6.8	316	-13		2.0	4.8
Sunday, February 16, 2014	20:10	0:10	37	51	40	32	1061	8.6	317	-13		1.5	4.8
Sunday, February 16, 2014	20:20	0:10	35	46	36	32	1612	10.5	314	-14		1.7	4.6
Sunday, February 16, 2014	20:30	0:10	41	50	45	34	1559	9.8	315	-14		1.5	4.6
Sunday, February 16, 2014	20:40	0:10	35	44	37	32	1383	9.4	314	-14		1.7	4.3
Sunday, February 16, 2014	20:50	0:10	35	42	37	32	1223	8.9	317	-15		1.3	3.9
Sunday, February 16, 2014	21:00	0:10	37	51	39	31	1259	9.0	317	-15		1.3	3.9
Sunday, February 16, 2014	21:10	0:10	34	42	37	29	1134	8.6	323	-15		1.1	3.3
Sunday, February 16, 2014	21:20	0:10	34	44	37	29	757	7.3	318	-15		1.1	2.4
Sunday, February 16, 2014	21:30	0:10	33	45	35	29	831	7.5	318	-15		0.6	2.6
Sunday, February 16, 2014	21:40	0:10	33	44	35	29	820	7.9	317	-15		1.3	3.7
Sunday, February 16, 2014	21:50	0:10	32	40	35	29	887	7.9	321	-15		0.7	2.4
Sunday, February 16, 2014	22:00	0:10	32	40	33	29	918	8.2	321	-15		0.7	1.9
Sunday, February 16, 2014	22:10	0:10	35	50	37	30	764	7.7	318	-16		0.7	2.4
Sunday, February 16, 2014	22:20	0:10	31	43	33	28	945	8.2	318	-16		0.7	1.5
Sunday, February 16, 2014	22:30	0:10	32	40	35	29	739	7.7	320	-16		0.7	1.9
Sunday, February 16, 2014	22:40	0:10	29	37	31	27	575	7.0	319	-16		0.7	2.0
Sunday, February 16, 2014	22:50	0:10	30	42	32	28	696	7.3	318	-16		0.9	3.0
Sunday, February 16, 2014	23:00	0:10	29	36	31	27	776	7.7	316	-16		1.3	4.4
Sunday, February 16, 2014	23:10	0:10	30	37	31	27	772	7.5	318	-16		1.5	3.7
Sunday, February 16, 2014	23:20	0:10	30	37	32	27	749	7.6	318	-16		1.5	5.0
Sunday, February 16, 2014	23:30	0:10	30	38	31	27	766	7.8	321	-16		1.5	4.1
Sunday, February 16, 2014	23:40	0:10	29	35	30	26	781	7.8	320	-16		1.7	3.3
Sunday, February 16, 2014	23:50	0:10	29	45	30	26	559	7.0	320	-16		1.5	3.0
Monday, February 17, 2014	0:00	0:10	29	37	31	27	717	7.3	310	-16		1.7	4.1
Monday, February 17, 2014	0:10	0:10	29	36	31	27	667	7.4	313	-16		1.7	3.9
Monday, February 17, 2014	0:20	0:10	30	38	32	28	822	7.6	314	-16		1.5	4.8
Monday, February 17, 2014	0:30	0:10	31	41	33	28	875	7.8	313	-16		1.7	3.3
Monday, February 17, 2014	0:40	0:10	31	39	33	29	801	7.7	315	-16		1.3	3.7
Monday, February 17, 2014	0:50	0:10	32	39	34	29	1020	8.4	313	-16		1.1	3.3
Monday, February 17, 2014	1:00	0:10	34	45	36	30	1277	9.0	315	-16		1.3	3.5
Monday, February 17, 2014	1:10	0:10	35	44	38	31	1141	8.6	315	-17		1.1	3.3
Monday, February 17, 2014	1:20	0:10	38	48	41	32	1108	8.4	318	-16		1.5	3.9
Monday, February 17, 2014	1:30	0:10	35	44	38	30	916	8.0	314	-16		1.5	4.6
Monday, February 17, 2014	1:40	0:10	37	45	40	32	962	8.0	314	-16		1.1	2.6
Monday, February 17, 2014	1:50	0:10	36	46	38	31	881	7.7	316	-16		1.5	3.5
Monday, February 17, 2014	2:00	0:10	39	52	43	28	0	7.7	316	-17		1.5	3.5
Monday, February 17, 2014	2:10	0:10	35	45	40	27	-9	8.3	318	-17		1.7	4.3
Monday, February 17, 2014	2:20	0:10	40	51	43	31	-4	8.7	317	-17		2.0	7.6
Monday, February 17, 2014	2:30	0:10	37	51	41	28	-4	9.1	315	-17		1.9	5.0
Monday, February 17, 2014	2:40	0:10	37	47	41	29	-5	10.2	314	-17		2.2	5.6
Monday, February 17, 2014	2:50	0:10	42	56	46	32	-4	10.0	314	-17		2.0	5.9
Monday, February 17, 2014	3:00	0:10	41	52	45	34	822	9.1	318	-17		2.4	5.6
Monday, February 17, 2014	3:10	0:10	42	51	46	34	1390	9.7	317	-17		1.7	5.2
Monday, February 17, 2014	3:20	0:10	48	62	51	36	1207	8.9	318	-17		1.7	5.9
Monday, February 17, 2014	3:30	0:10	44	57	48	36	1141	8.7	319	-17		1.5	4.6
Monday, February 17, 2014	3:40	0:10	44	60	46	35	1607	9.9	320	-17		1.3	4.6
Monday, February 17, 2014	3:50	0:10	38	48	41	31	1030	7.8	320	-17		1.1	4.4
Monday, February 17, 2014	4:00	0:10	41	51	44	35	782	7.5	318	-17		1.1	4.4
Monday, February 17, 2014	4:10	0:10	45	57	48	35	955	8.0	318	-18		1.5	4.1
Monday, February 17, 2014	4:20	0:10	44	56	47	35	1288	9.3	321	-18		1.9	5.4
Monday, February 17, 2014	4:30	0:10	42	50	45	35	1170	8.4	320	-18		1.5	3.9
Monday, February 17, 2014	4:40	0:10	47	61	51	37	1305	9.0	319	-18		1.1	4.3
Monday, February 17, 2014	4:50	0:10	46	58	50	39	1396	9.4	322	-18		1.5	3.5
Monday, February 17, 2014	5:00	0:10	48	57	52	42	1586	10.1	321	-18		1.5	4.1
Monday, February 17, 2014	5:10	0:10	44	57	47	36	1382	9.4	321	-18		1.5	5.4
Monday, February 17, 2014	5:20	0:10	38	49	41	33	1451	9.4	321	-18		1.7	4.1
Monday, February 17, 2014	5:30	0:10	40	50	43	36	1651	9.9	322	-18		1.5	4.6
Monday, February 17, 2014	5:40	0:10	39	55	42	34	1567	9.8	320	-18		1.3	3.5
Monday, February 17, 2014	5:50	0:10	40	53	43	33	1590	10.2	321	-18		1.1	2.8
Monday, February 17, 2014	6:00	0:10	44	54	48	36	1790	10.8	321	-18		1.5	3.5
Monday, February 17, 2014	6:10	0:10	41	50	44	35	1915	11.9	323	-18		1.5	4.4
Monday, February 17, 2014	6:20	0:10	39	49	42	35	1908	11.6	323	-18		1.1	3.2
Monday, February 17, 2014	6:30	0:10	41	52	43	37	1893	11.7	322	-18		0.7	3.3
Monday, February 17, 2014	6:40	0:10	42	51	45	37	1895	11.9	321	-19		1.9	5.7
Monday, February 17, 2014	6:50	0:10	40	50	42	36	1813	11.7	325	-18		1.5	4.6
Monday, February 17, 2014	7:00	0:10	40	54	42	35	1548	9.8	327	-19		1.3	5.6
Monday, February 17, 2014	7:10	0:10	42	58	45	36	1633	10.2	326	-19		1.3	3.0
Monday, February 17, 2014	7:20	0:10	39	50	41	35	1316	9.0	326	-19		1.5	4.4
Monday, February 17, 2014	7:30	0:10	37	57	40	33	1388	9.3	326	-19		1.1	3.9
Monday, February 17, 2014	7:40	0:10	42	50	45	36	1578	10.0	327	-19		1.7	5.9
Monday, February 17, 2014	7:50	0:10	41	50	45	36	1695	10.6	321	-19		1.7	4.4
Monday, February 17, 2014	8:00	0:10	42	51	45	36	1876	11.7	323	-18		1.7	5.0
Monday, February 17, 2014	8:10	0:10	37	48	40	33	1928	12.4	322	-18		1.7	6.7
Monday, February 17, 2014	8:20	0:10	45	54	49	37	1939	12.6	319	-18		2.0	7.0
Monday, February 17, 2014	8:30	0:10	41	52	44	34	1931	12.3	322	-18		1.7	4.1
Monday, February 17, 2014	8:40	0:10	45	57	48	38	1924	12.1	322	-18		2.0	5.7
Monday, February 17, 2014	8:50	0:10	41	48	44	35	1846	11.7	321	-17		2.0	5.6
Monday, February 17, 2014	9:00	0:10	39	47	42	34	1729	10.5	322	-17		1.7	5.2
Monday, February 17, 2014	9:10	0:10	41	56	45	34	1589	10.0	321	-17		2.0	6.1
Monday, February 17, 2014	9:20	0:10	45	56	48	37	1468	10.3	321	-17		2.0	5.6
Monday, February 17, 2014	9:30	0:10	44	52	47	35	1776	10.6	322	-17		2.6	7.8
Monday, February 17, 2014	9:40	0:10	47	57	50	41	1720	10.6	329	-16		1.7	5.0
Monday, February 17, 2014	9:50	0:10	50	58	53	44	1649	10.1	327	-16		1.5	3.9
Monday, February 17, 2014	10:00	0:10	44	53	48	38	1633	10.2	326	-16		1.7	5.2
Monday, February 17, 2014	10:10	0:10	42	53	47	35	1645	10.3	326	-16		1.5	4.1
Monday, February 17, 2014	10:20	0:10	44	55	48	36	1359	9.2	324	-15		1.3	5.0
Monday, February 17, 2014	10:30	0:10	41	50	45	36	1650	10.4	323	-15		2.0	8.2
Monday, February 17, 2014	10:40	0:10	45	55	48	36	1723	10.7	325	-15		1.5	3.9
Monday, February 17, 2014	10:50	0:10	44	54	48	37	1604	10.0	324	-15		2.2	5.6
Monday, February 17, 2014	11:00	0:10	45	58	48	39	1559	10.1	323	-14		1.9	4.8
Monday, February 17, 2014	11:10	0:10	42	49	45	37	1666	10.7	324	-14		1.7	5.4

Table B-3: Location 1 Winter Compliance Evaluation

Date	Time	Duration	Leq	Lmax	L(10)	L(90)	WT N6	WT N6	Onsite Met	Onsite Met	NWS Plymouth	Loc. 6	Loc. 6
	Start Time	(min)	(dBA)	(dBA)	(dBA)	(dBA)	Output (kW)	HH WS (m/s)	WD @ 75m (degrees)	Temp. (°C)	Precip. Obs.	Avg. WS @ 2m (m/s)	Gust WS @ 2m (m/s)
Monday, February 17, 2014	11:40	0:10	44	55	47	39	1542	10.3	322	-13		2.0	5.4
Monday, February 17, 2014	11:50	0:10	43	52	47	36	1111	8.2	324	-13		1.5	3.9
Monday, February 17, 2014	12:00	0:10	44	52	48	38	1613	10.5	323	-13		1.3	3.5
Monday, February 17, 2014	12:10	0:10	45	55	49	37	1262	9.0	318	-13		2.0	6.9
Monday, February 17, 2014	12:20	0:10	39	50	42	34	1300	9.2	322	-13		2.0	5.7
Monday, February 17, 2014	12:30	0:10	50	73	50	35	982	8.5	320	-12		2.6	5.7
Monday, February 17, 2014	12:40	0:10	51	82	48	37	445	5.6	319	-12		2.0	4.8
Monday, February 17, 2014	12:50	0:10	41	61	45	35	873	7.9	319	-12		1.9	5.7
Monday, February 17, 2014	13:00	0:10	46	56	48	40	1071	8.1	320	-12		2.0	4.4
Monday, February 17, 2014	13:10	0:10	43	53	47	35	1172	8.9	319	-11		2.6	5.9
Monday, February 17, 2014	13:20	0:10	42	53	45	36	1599	10.4	320	-11		2.6	8.9
Monday, February 17, 2014	13:30	0:10	43	52	47	36	1616	10.3	317	-11		2.8	7.2
Monday, February 17, 2014	13:40	0:10	38	53	40	33	789	7.3	320	-11		2.6	6.3
Monday, February 17, 2014	13:50	0:10	44	55	48	36	914	8.3	319	-11		2.4	6.9
Monday, February 17, 2014	14:00	0:10	44	52	47	34	34	6.7	320	-11		1.7	6.1
Monday, February 17, 2014	14:10	0:10	38	48	41	32	-9	7.1	313	-11		1.9	4.6
Monday, February 17, 2014	14:20	0:10	37	46	39	33	-5	8.5	310	-11		1.7	4.4
Monday, February 17, 2014	14:30	0:10	41	54	45	35	-5	10.3	309	-11		1.5	5.4
Monday, February 17, 2014	14:40	0:10	44	56	47	37	-5	9.2	312	-10		1.5	5.0
Monday, February 17, 2014	14:50	0:10	45	55	49	37	-4	10.1	318	-11		1.9	6.3
Monday, February 17, 2014	15:00	0:10	40	50	43	35	736	10.5	320	-11		2.4	7.2
Monday, February 17, 2014	15:10	0:10	44	54	48	37	1501	9.6	315	-10		1.7	4.3
Monday, February 17, 2014	15:20	0:10	47	61	50	39	1483	9.8	310	-10		1.5	3.9
Monday, February 17, 2014	15:30	0:10	45	54	48	37	1124	8.5	311	-11		1.5	4.1
Monday, February 17, 2014	15:40	0:10	41	54	44	34	499	6.4	310	-11		0.9	3.5
Monday, February 17, 2014	15:50	0:10	37	47	39	32	665	7.3	304	-11		1.3	3.2
Monday, February 17, 2014	16:00	0:10	39	53	41	33	499	6.4	316	-11		1.5	4.6
Monday, February 17, 2014	16:10	0:10	35	45	37	32	497	6.7	308	-11		1.5	4.3
Monday, February 17, 2014	16:20	0:10	36	48	39	31	892	8.0	326	-12		2.0	5.2
Monday, February 17, 2014	16:30	0:10	32	40	34	29	868	7.9	333	-12		1.3	5.0
Monday, February 17, 2014	16:40	0:10	35	48	38	30	740	7.6	321	-12		1.1	2.8
Monday, February 17, 2014	16:50	0:10	34	48	37	29	911	7.9	311	-12		0.6	2.0
Monday, February 17, 2014	17:00	0:10	30	46	33	26	401	5.9	316	-12		0.6	2.4
Monday, February 17, 2014	17:10	0:10	29	35	31	25	162	4.8	315	-13		0.9	3.0
Monday, February 17, 2014	17:20	0:10	30	40	31	26	251	5.4	319	-13		0.6	1.7
Monday, February 17, 2014	17:30	0:10	27	37	29	24	294	5.7	324	-13		0.9	1.9
Monday, February 17, 2014	17:40	0:10	25	33	27	22	162	4.6	330	-13		1.1	2.0
Monday, February 17, 2014	17:50	0:10	29	39	33	24	222	5.2	329	-13		1.3	3.0
Monday, February 17, 2014	18:00	0:10	26	41	29	22	108	4.2	314	-13		0.9	2.2
Monday, February 17, 2014	18:10	0:10	27	40	28	22	176	5.0	317	-14		1.1	3.0
Monday, February 17, 2014	18:20	0:10	30	44	33	24	162	4.8	318	-14		1.1	3.2
Monday, February 17, 2014	18:30	0:10	26	34	28	24	53	3.9	313	-14		0.2	0.9
Monday, February 17, 2014	18:40	0:10	27	33	29	24	103	4.5	314	-14		0.2	0.9
Monday, February 17, 2014	18:50	0:10	29	38	32	26	531	7.0	316	-14		0.2	1.1
Monday, February 17, 2014	19:00	0:10	27	35	29	25	318	5.6	321	-14		0.0	0.4
Monday, February 17, 2014	19:10	0:10	30	38	32	27	342	6.0	323	-14		0.4	1.1
Monday, February 17, 2014	19:20	0:10	30	37	32	27	434	6.3	324	-14		0.6	1.5
Monday, February 17, 2014	19:30	0:10	31	40	33	28	285	5.6	326	-14		0.7	3.3
Monday, February 17, 2014	19:40	0:10	29	40	31	25	126	4.1	325	-14		0.7	1.7
Monday, February 17, 2014	19:50	0:10	24	38	26	20	28	3.5	329	-15		0.6	2.4
Monday, February 17, 2014	20:00	0:10	27	44	28	18	109	4.4	327	-15		0.4	1.3
Monday, February 17, 2014	20:10	0:10	28	44	30	19	41	3.6	318	-15		0.0	0.4
Monday, February 17, 2014	20:20	0:10	25	32	28	21	-1	3.2	320	-15		0.0	0.0
Monday, February 17, 2014	20:30	0:10	26	41	28	23	84	4.2	328	-15		0.6	1.5
Monday, February 17, 2014	20:40	0:10	27	34	30	24	421	6.5	315	-15		0.6	1.5
Monday, February 17, 2014	20:50	0:10	30	45	31	24	341	5.9	315	-15		0.7	1.9
Monday, February 17, 2014	21:00	0:10	28	42	30	24	352	6.2	324	-15		0.2	0.6
Monday, February 17, 2014	21:10	0:10	29	39	31	26	539	6.9	322	-15		0.7	1.7
Monday, February 17, 2014	21:20	0:10	28	40	29	26	512	6.8	320	-14		0.6	1.7
Monday, February 17, 2014	21:30	0:10	26	32	28	24	290	5.6	323	-15		0.0	0.6
Monday, February 17, 2014	21:40	0:10	27	35	29	25	195	4.9	330	-15		0.4	1.5
Monday, February 17, 2014	21:50	0:10	27	36	29	24	127	4.5	331	-15		0.2	0.7
Monday, February 17, 2014	22:00	0:10	25	31	26	23	62	3.7	334	-15		0.2	0.9
Monday, February 17, 2014	22:10	0:10	27	41	30	21	14	3.4	355	-15		0.7	1.1
Monday, February 17, 2014	22:20	0:10	27	46	27	20	43	3.6	354	-14		0.4	0.9
Monday, February 17, 2014	22:30	0:10	23	34	24	19	12	2.9	31	-14		0.7	1.3
Monday, February 17, 2014	22:40	0:10	19	26	21	16	-12	1.3	30	-15		0.4	1.3
Monday, February 17, 2014	22:50	0:10	20	33	20	18	-9	1.7	39	-14		0.6	1.3
Monday, February 17, 2014	23:00	0:10	19	31	19	18	-4	2.1	42	-14		0.2	0.7
Monday, February 17, 2014	23:10	0:10	25	42	24	18	-4	2.4	63	-13		0.4	1.1
Monday, February 17, 2014	23:20	0:10	21	34	23	18	-6	1.5	64	-13		0.2	0.7
Monday, February 17, 2014	23:30	0:10	18	30	19	16	-5	2.0	87	-12		0.0	0.6
Monday, February 17, 2014	23:40	0:10	21	34	25	17	11	3.4	118	-12		0.2	0.7
Monday, February 17, 2014	23:50	0:10	19	28	20	18	6	2.8	134	-12		0.2	0.7
Tuesday, February 18, 2014	0:00	0:10	20	41	20	18	15	3.3	139	-12		0.0	0.7
Tuesday, February 18, 2014	0:10	0:10	19	33	20	17	6	3.0	143	-11		0.4	1.1
Tuesday, February 18, 2014	0:20	0:10	19	32	21	16	-7	1.6	137	-12		0.0	0.6
Tuesday, February 18, 2014	0:30	0:10	17	32	18	16	-6	1.0	128	-12		0.4	0.7
Tuesday, February 18, 2014	0:40	0:10	18	37	18	16	-4	1.6	134	-12		0.2	0.7
Tuesday, February 18, 2014	0:50	0:10	25	35	29	17	-9	4.1	127	-12		0.2	0.7
Tuesday, February 18, 2014	1:00	0:10	21	35	23	20	119	4.8	128	-13		0.2	0.7
Tuesday, February 18, 2014	1:10	0:10	22	45	22	20	131	4.6	128	-13		0.4	1.3
Tuesday, February 18, 2014	1:20	0:10	23	31	25	22	160	4.8	127	-13		0.0	0.9
Tuesday, February 18, 2014	1:30	0:10	26	38	28	24	307	5.9	131	-13		0.0	0.0
Tuesday, February 18, 2014	1:40	0:10	25	43	26	23	197	5.3	138	-13		0.0	0.7
Tuesday, February 18, 2014	1:50	0:10	25	37	26	23	284	5.8	140	-13		0.0	0.0
Tuesday, February 18, 2014	2:00	0:10	18	38	20	15	6	5.0	144	-12		0.2	0.6
Tuesday, February 18, 2014	2:10	0:10	18	34	20	15	-7	4.4	144	-13		0.2	1.1
Tuesday, February 18, 2014	2:20	0:10	16	30	18	14	-5	5.3	142	-13		0.4	0.9
Tuesday, February 18, 2014	2:30	0:10	23	39	25	14	-4	5.4	139	-13		0.2	0.9
Tuesday, February 18, 2014	2:40	0:10	16	38	17	14	-4	5.8	140	-13		0.0	0.6
Tuesday, February 18, 2014	2:50	0:10	17	38	17	14	-4	5.8				0.4	0.9
Tuesday, February 18, 2014	3:00	0:10	28	34	30	26	360	6.3	134	-13		0.0	0.4
Tuesday, February 18, 2014	3:10	0:10	29	46	30	26	412	6.5	133	-13		0.4	1.1
Tuesday, February 18, 2014	3:20	0:10	29	45	31	27	473	6.7	135	-13		0.2	0.7
Tuesday, February 18, 2014	3:30	0:10	27	33	28	25	384	6.3	138	-12		0.2	1.3
Tuesday, February 18, 2014	3:40	0:10	28	33	30	27	446	6.6	136	-12		0.4	1.3
Tuesday, February 18, 2014	3:50	0:10	28	32	29	26	465	6.7	135	-12		0.6	1.1
Tuesday, February 18, 2014	4:00	0:10	27	33	28	25	331	6.0	132	-13		0.6	1.3
Tuesday, February 18, 2014	4:10	0:10	29	41	30	26	301	5.7	129	-13		0.2	0.9
Tuesday, February 18, 2014	4:20	0:10	25	33	27	22	31	5.1	134	-13		0.	

Table B-3: Location 1 Winter Compliance Evaluation

Date	Time	Duration	Leq	Lmax	L(10)	L(90)	WT N6	WT N6	Onsite Met	Onsite Met	NWS Plymouth	Loc. 6	Loc. 6
	Start Time	(min)	(dBA)	(dBA)	(dBA)	(dBA)	Output (kW)	HH WS (m/s)	WD @ 75m (degrees)	Temp. (°C)	Precip. Obs.	Avg. WS @ 2m (m/s)	Gust WS @ 2m (m/s)
Tuesday, February 18, 2014	4:40	0:10	29	39	31	25	498	8.6	123	-13		0.0	0.7
Tuesday, February 18, 2014	4:50	0:10	33	39	35	30	1009	8.4	114	-13		0.2	0.7
Tuesday, February 18, 2014	5:00	0:10	33	38	35	31	900	8.1	117	-13		0.7	1.5
Tuesday, February 18, 2014	5:10	0:10	30	36	32	28	421	6.8	121	-14		0.9	1.7
Tuesday, February 18, 2014	5:20	0:10	33	50	34	29	-13	7.4	117	-14		0.2	1.3
Tuesday, February 18, 2014	5:30	0:10	28	33	30	26	-8	4.9	127	-13		0.7	2.0
Tuesday, February 18, 2014	5:40	0:10	28	41	29	25	-5	6.5	131	-13		1.3	2.2
Tuesday, February 18, 2014	5:50	0:10	29	35	30	27	196	7.4	123	-13		0.9	1.9
Tuesday, February 18, 2014	6:00	0:10	28	42	30	23	160	6.3	130	-13		0.4	1.1
Tuesday, February 18, 2014	6:10	0:10	28	40	29	23	306	6.7	133	-13		0.9	1.7
Tuesday, February 18, 2014	6:20	0:10	30	44	32	28	741	7.7	133	-13		0.9	1.7
Tuesday, February 18, 2014	6:30	0:10	32	43	33	28	653	7.4	128	-13		0.9	1.5
Tuesday, February 18, 2014	6:40	0:10	32	49	33	28	732	7.7	126	-13		0.9	1.9
Tuesday, February 18, 2014	6:50	0:10	34	51	37	28	623	7.2	128	-13		0.7	1.5
Tuesday, February 18, 2014	7:00	0:10	32	53	35	28	421	6.4	129	-13		0.7	1.5
Tuesday, February 18, 2014	7:10	0:10	31	39	33	28	780	8.0	124	-13		0.7	1.7
Tuesday, February 18, 2014	7:20	0:10	34	43	35	31	1224	8.9	121	-13		0.6	1.7
Tuesday, February 18, 2014	7:30	0:10	33	42	35	31	936	8.2	120	-13		0.6	1.5
Tuesday, February 18, 2014	7:40	0:10	34	43	36	32	1070	8.5	119	-13		0.6	1.1
Tuesday, February 18, 2014	7:50	0:10	38	52	37	32	1029	8.4	118	-13		0.7	1.7
Tuesday, February 18, 2014	8:00	0:10	36	48	37	33	1291	9.1	110	-13		0.7	1.7
Tuesday, February 18, 2014	8:10	0:10	35	42	37	33	1120	8.9	106	-14		0.7	1.7
Tuesday, February 18, 2014	8:20	0:10	38	46	39	36	1451	9.6	105	-14		0.7	1.3
Tuesday, February 18, 2014	8:30	0:10	38	42	39	36	1697	10.1	95	-14	1	0.7	1.5
Tuesday, February 18, 2014	8:40	0:10	35	40	37	34	989	8.1	105	-14	1	0.6	1.7
Tuesday, February 18, 2014	8:50	0:10	34	38	35	33	781	7.7	111	-14	1	0.7	1.3
Tuesday, February 18, 2014	9:00	0:10	34	44	35	31	419	6.1	118	-13	1	0.7	2.0
Tuesday, February 18, 2014	9:10	0:10	34	40	36	32	290	5.7	129	-13	1	1.1	2.0
Tuesday, February 18, 2014	9:20	0:10	30	37	31	28	268	5.5	132	-13	1	0.7	1.9
Tuesday, February 18, 2014	9:30	0:10	31	38	33	29	283	5.7	131	-12		0.7	2.0
Tuesday, February 18, 2014	9:40	0:10	33	38	35	31	393	6.2	128	-11		0.4	1.5
Tuesday, February 18, 2014	9:50	0:10	35	47	36	33	479	6.5	128	-11		0.2	0.9
Tuesday, February 18, 2014	10:00	0:10	33	38	34	31	283	5.6	129	-11		0.6	1.7
Tuesday, February 18, 2014	10:10	0:10	34	39	35	32	299	5.7	130	-11	1	0.9	2.0
Tuesday, February 18, 2014	10:20	0:10	31	42	33	30	287	5.7	133	-11	1	0.9	2.8
Tuesday, February 18, 2014	10:30	0:10	34	49	36	31	324	6.1	127	-10	1	0.6	2.2
Tuesday, February 18, 2014	10:40	0:10	34	39	36	32	336	5.9	129	-11	1	0.4	1.9
Tuesday, February 18, 2014	10:50	0:10	33	37	34	31	346	6.2	129	-11	1	0.7	1.9
Tuesday, February 18, 2014	11:00	0:10	34	41	36	32	461	6.8	124	-11	1	1.3	2.4
Tuesday, February 18, 2014	11:10	0:10	36	40	37	35	1062	8.5	121	-11	1	0.7	2.2
Tuesday, February 18, 2014	11:20	0:10	34	39	36	33	896	8.1	122	-11	1	0.6	2.0
Tuesday, February 18, 2014	11:30	0:10	34	38	35	33	821	8.0	126	-10	1	0.7	1.7
Tuesday, February 18, 2014	11:40	0:10	38	62	37	32	733	7.5	126	-10	1	0.7	2.2
Tuesday, February 18, 2014	11:50	0:10	34	39	35	32	833	7.9	126	-10	1	0.4	1.5
Tuesday, February 18, 2014	12:00	0:10	33	37	34	32	643	7.2	125	-10	1	0.6	2.2
Tuesday, February 18, 2014	12:10	0:10	34	42	35	32	570	7.1	119	-10	1	0.7	1.9
Tuesday, February 18, 2014	12:20	0:10	33	39	35	31	488	6.6	114	-10	1	0.4	1.5
Tuesday, February 18, 2014	12:30	0:10	34	43	35	31	500	6.6	117	-10	1	0.6	1.5
Tuesday, February 18, 2014	12:40	0:10	34	38	35	32	463	6.4	121	-10	1	0.7	1.5
Tuesday, February 18, 2014	12:50	0:10	34	46	35	32	524	6.9	120	-10	1	0.9	2.0
Tuesday, February 18, 2014	13:00	0:10	34	40	36	32	765	7.8	116	-10	1	0.9	1.7
Tuesday, February 18, 2014	13:10	0:10	36	50	38	35	1070	8.6	113	-10	1	0.6	1.5
Tuesday, February 18, 2014	13:20	0:10	35	41	36	33	1099	8.7	107	-11	1	0.2	0.9
Tuesday, February 18, 2014	13:30	0:10	35	57	36	33	941	8.3	103	-11	1	0.4	1.1
Tuesday, February 18, 2014	13:40	0:10	36	42	37	34	864	8.1	96	-10	1	0.4	1.5
Tuesday, February 18, 2014	13:50	0:10	36	42	38	35	691	7.5	93	-10	1	0.4	1.1
Tuesday, February 18, 2014	14:00	0:10	43	59	45	36	897	8.1	94	-10	1	0.9	2.0
Tuesday, February 18, 2014	14:10	0:10	39	48	40	36	1249	9.0	95	-10	1	0.9	1.7
Tuesday, February 18, 2014	14:20	0:10	38	45	39	36	941	8.3	94	-10	1	0.7	2.6
Tuesday, February 18, 2014	14:30	0:10	38	42	39	36	817	7.7	92	-10	1	0.4	1.1
Tuesday, February 18, 2014	14:40	0:10	38	45	39	36	676	7.3	91	-10	1	0.6	1.7
Tuesday, February 18, 2014	14:50	0:10	39	51	40	37	811	7.8	87	-10	1	0.4	1.7
Tuesday, February 18, 2014	15:00	0:10	38	43	39	36	964	8.2	84	-10	1	0.2	0.9
Tuesday, February 18, 2014	15:10	0:10	37	43	39	36	675	7.4	82	-9	1	0.4	1.9
Tuesday, February 18, 2014	15:20	0:10	37	42	38	35	790	7.7	81	-9	1	0.6	1.7
Tuesday, February 18, 2014	15:30	0:10	37	45	39	35	726	7.5	82	-9	1	0.7	2.0
Tuesday, February 18, 2014	15:40	0:10	36	42	38	34	551	7.1	82	-9	1	0.4	1.3
Tuesday, February 18, 2014	15:50	0:10	36	44	37	34	515	7.0	83	-9	1	0.0	0.9
Tuesday, February 18, 2014	16:00	0:10	36	43	38	35	561	7.1	85	-9	1	0.2	1.1
Tuesday, February 18, 2014	16:10	0:10	37	46	38	35	537	7.1	87	-9	1	0.4	1.5
Tuesday, February 18, 2014	16:20	0:10	37	43	38	35	576	7.0	85	-9	1	0.2	1.3
Tuesday, February 18, 2014	16:30	0:10	35	40	36	33	265	5.6	82	-9	1	0.2	1.1
Tuesday, February 18, 2014	16:40	0:10	35	41	36	33	318	6.0	80	-8	1	0.2	0.9
Tuesday, February 18, 2014	16:50	0:10	33	39	35	30	372	6.3	78	-8	1	0.4	1.1
Tuesday, February 18, 2014	17:00	0:10	31	38	32	29	213	5.4	77	-8	1	0.0	0.9
Tuesday, February 18, 2014	17:10	0:10	31	36	32	29	219	5.4	77	-8	1	0.2	1.5
Tuesday, February 18, 2014	17:20	0:10	29	35	31	28	201	5.3	79	-8	1	0.0	0.7
Tuesday, February 18, 2014	17:30	0:10	28	34	29	26	177	5.2	75	-8	1	0.0	0.0
Tuesday, February 18, 2014	17:40	0:10	28	37	29	26	168	5.1	68	-8	1	0.0	0.0
Tuesday, February 18, 2014	17:50	0:10	26	36	28	25	119	4.7	65	-8	1	0.0	0.0
Tuesday, February 18, 2014	18:00	0:10	24	30	25	21	33	3.6	69	-8	1	0.2	0.9
Tuesday, February 18, 2014	18:10	0:10	35	52	40	21	-7	2.3	63	-8	1	0.0	0.2
Tuesday, February 18, 2014	18:20	0:10	26	37	30	22	-6	1.1	60	-8	1	0.0	0.0
Tuesday, February 18, 2014	18:30	0:10	22	30	23	21	-7	0.9	58	-8	1	0.0	0.0
Tuesday, February 18, 2014	18:40	0:10	22	34	24	21	-4	1.9	56	-7	1	0.0	0.0
Tuesday, February 18, 2014	18:50	0:10	28	43	31	21	-4	2.2	50	-7	1	0.0	0.0
Tuesday, February 18, 2014	19:00	0:10	26	42	30	20	-11	3.4	49	-7	1	0.0	0.0
Tuesday, February 18, 2014	19:10	0:10	22	28	23	21	-1	3.0	51	-7	1	0.0	0.0
Tuesday, February 18, 2014	19:20	0:10	23	28	24	21	4	2.8	53	-7	1	0.0	0.0
Tuesday, February 18, 2014	19:30	0:10	29	47	31	21	12	3.2	48	-7	1	0.0	0.0
Tuesday, February 18, 2014	19:40	0:10	22	29	23	20	21	3.2	37	-7	1	0.0	0.2
Tuesday, February 18, 2014	19:50	0:10	31	51	34	19	47	3.4	32	-7	1	0.2	1.1
Tuesday, February 18, 2014	20:00	0:10	21	26	22	20	19	3.2	19	-7	1	0.0	0.7
Tuesday, February 18, 2014	20:10	0:10	20	27	22	18	14	2.9	29	-7	1	0.6	1.5
Tuesday, February 18, 2014	20:20	0:10	34	51	39	19	45	3.4	18	-7	1	0.4	1.1
Tuesday, February 18, 2014	20:30	0:10	34	55	37	21	78	3.9	7	-7	1	0.0	0.0
Tuesday, February 18, 2014	20:40	0:10	22	30	24	20	162	4.6	14	-7	1	0.2	1.9
Tuesday, February 18, 2014	20:50	0:10	22	29	24	20	151	4.6	334	-8	1	0.6	1.7
Tuesday, February 18, 2014	21:00	0:10	23	31	25	21	121	4.1	320	-8	1	0.2	1.1
Tuesday, February 18, 2014	21:10	0:10	25	31	27	23	126	4.4	316	-8	1	0.6	1.3
Tuesday, February 18, 20													

Table B-3: Location 1 Winter Compliance Evaluation

Date	Time	Duration	Leq	Lmax	L(10)	L(90)	WT N6	WT N6	Onsite Met	Onsite Met	NWS Plymouth	Loc. 6	Loc. 6
	Start Time	(min)	(dBA)	(dBA)	(dBA)	(dBA)	Output (kW)	HH WS (m/s)	WD @ 75m (degrees)	Temp. (°C)	Precip. Obs.	Avg. WS @ 2m (m/s)	Gust WS @ 2m (m/s)
Tuesday, February 18, 2014	21:40	0:10	24	30	26	23	217	5.1	305	-8	1	0.2	1.1
Tuesday, February 18, 2014	21:50	0:10	25	34	27	23	236	5.4	300	-8	1	0.4	1.1
Tuesday, February 18, 2014	22:00	0:10	22	35	23	20	183	4.8	294	-7	1	0.6	1.5
Tuesday, February 18, 2014	22:10	0:10	25	32	27	22	282	5.6	294	-7	1	0.2	0.9
Tuesday, February 18, 2014	22:20	0:10	28	40	30	24	386	5.9	291	-8	1	0.4	1.5
Tuesday, February 18, 2014	22:30	0:10	25	32	27	22	285	5.3	286	-8	1	0.4	1.1
Tuesday, February 18, 2014	22:40	0:10	25	34	27	23	198	4.8	281	-8	1	0.0	0.7
Tuesday, February 18, 2014	22:50	0:10	27	35	29	24	317	5.7	283	-8	1	0.0	0.0
Tuesday, February 18, 2014	23:00	0:10	28	35	30	26	299	5.6	282	-8	1	0.0	0.0
Tuesday, February 18, 2014	23:10	0:10	26	33	28	23	256	5.3	283	-8	1	0.0	0.0
Tuesday, February 18, 2014	23:20	0:10	26	35	28	24	108	4.1	299	-8	1	0.0	0.0
Tuesday, February 18, 2014	23:30	0:10	28	35	30	26	184	4.8	332	-8	1	0.2	0.6
Tuesday, February 18, 2014	23:40	0:10	25	32	27	22	79	3.7	320	-8	1	0.2	0.7
Tuesday, February 18, 2014	23:50	0:10	24	30	25	22	132	4.4	312	-8		0.2	1.1
Wednesday, February 19, 2014	0:00	0:10	25	32	27	23	174	4.7	319	-8		0.0	0.6
Wednesday, February 19, 2014	0:10	0:10	26	33	28	24	139	4.4	315	-8		0.0	0.6
Wednesday, February 19, 2014	0:20	0:10	25	31	27	23	171	4.7	303	-9		0.0	0.0
Wednesday, February 19, 2014	0:30	0:10	22	28	24	20	99	4.2	303	-8		0.0	0.0
Wednesday, February 19, 2014	0:40	0:10	21	27	22	20	104	3.9	300	-9		0.0	0.0
Wednesday, February 19, 2014	0:50	0:10	23	36	26	20	153	4.6	293	-9		0.0	0.0
Wednesday, February 19, 2014	1:00	0:10	21	27	22	20	55	3.8	296	-8		0.0	0.0
Wednesday, February 19, 2014	1:10	0:10	20	24	21	19	5	3.0	305	-8		0.0	0.0
Wednesday, February 19, 2014	1:20	0:10	23	28	24	21	26	3.5	316	-9		0.2	0.7
Wednesday, February 19, 2014	1:30	0:10	24	29	25	23	75	4.0	321	-9		0.0	0.0
Wednesday, February 19, 2014	1:40	0:10	23	29	24	21	121	4.4	308	-9		0.0	0.0
Wednesday, February 19, 2014	1:50	0:10	24	38	25	20	67	4.2	317	-9		0.2	0.7
Wednesday, February 19, 2014	2:00	0:10	20	36	24	15	-5	4.3	325	-9		0.0	0.6
Wednesday, February 19, 2014	2:10	0:10	19	33	20	16	-4	3.4	329	-8		0.0	0.0
Wednesday, February 19, 2014	2:20	0:10	19	29	23	15	-4	2.9	330	-8		0.2	0.6
Wednesday, February 19, 2014	2:30	0:10	19	31	23	15	-5	2.7	324	-8		0.0	0.4
Wednesday, February 19, 2014	2:40	0:10	17	39	17	15	-4	2.6	324	-8		0.2	0.7
Wednesday, February 19, 2014	2:50	0:10	17	27	18	15	-3	2.6	322	-8		0.0	0.2
Wednesday, February 19, 2014	3:00	0:10	22	32	26	16	7	3.2	317	-8		0.0	0.0
Wednesday, February 19, 2014	3:10	0:10	21	26	22	20	28	3.0	309	-8		0.0	0.0
Wednesday, February 19, 2014	3:20	0:10	21	28	22	19	26	3.1	320	-8		0.0	0.0
Wednesday, February 19, 2014	3:30	0:10	22	29	23	20	84	3.7	320	-8		0.0	0.9
Wednesday, February 19, 2014	3:40	0:10	22	25	23	20	297	5.6	278	-8		0.2	0.7
Wednesday, February 19, 2014	3:50	0:10	21	30	22	19	263	5.4	263	-8		0.0	0.7
Wednesday, February 19, 2014	4:00	0:10	22	41	22	18	321	5.7	248	-8		0.2	1.5
Wednesday, February 19, 2014	4:10	0:10	23	36	24	20	667	7.2	240	-8		0.7	2.8
Wednesday, February 19, 2014	4:20	0:10	21	24	22	20	218	4.9	237	-8		0.6	2.2
Wednesday, February 19, 2014	4:30	0:10	21	31	22	19	166	4.6	234	-8		0.6	2.0
Wednesday, February 19, 2014	4:40	0:10	23	34	25	21	259	5.4	231	-8		0.9	2.4
Wednesday, February 19, 2014	4:50	0:10	23	33	25	20	172	4.5	229	-8		0.2	1.1
Wednesday, February 19, 2014	5:00	0:10	21	31	22	19	91	4.1	237	-8		0.2	0.9
Wednesday, February 19, 2014	5:10	0:10	20	25	21	19	38	3.5	235	-8		0.2	0.9
Wednesday, February 19, 2014	5:20	0:10	20	39	22	18	-6	2.4	229	-8		0.2	0.7
Wednesday, February 19, 2014	5:30	0:10	20	31	22	17	-4	1.9	226	-8		0.4	0.9
Wednesday, February 19, 2014	5:40	0:10	20	29	22	18	-4	2.6	226	-8		0.2	1.1
Wednesday, February 19, 2014	5:50	0:10	22	34	24	19	-4	2.1	220	-8		0.0	0.0
Wednesday, February 19, 2014	6:00	0:10	29	44	30	20	-4	1.4	210	-8		0.2	0.9
Wednesday, February 19, 2014	6:10	0:10	22	33	24	19	-4	1.4	196	-8		0.0	0.0
Wednesday, February 19, 2014	6:20	0:10	26	36	29	21	-1	1.5	197	-7		0.0	0.0
Wednesday, February 19, 2014	6:30	0:10	21	29	23	19	0	1.3	204	-7		0.0	0.0
Wednesday, February 19, 2014	6:40	0:10	22	37	24	19	0	1.0	206	-7		0.0	0.0
Wednesday, February 19, 2014	6:50	0:10	22	39	23	20	0	0.8	212	-7		0.0	0.0
Wednesday, February 19, 2014	7:00	0:10	23	31	25	20	0	1.0	211	-7		0.0	0.0
Wednesday, February 19, 2014	7:10	0:10	23	31	26	20	-1	1.4	203	-7		0.4	0.9
Wednesday, February 19, 2014	7:20	0:10	29	44	32	20	-2	3.0	193	-7		0.0	0.6
Wednesday, February 19, 2014	7:30	0:10	30	41	33	25	-8	3.7	197	-7		0.0	0.0
Wednesday, February 19, 2014	7:40	0:10	29	37	31	26	-7	3.9	197	-7		0.0	0.0
Wednesday, February 19, 2014	7:50	0:10	29	37	31	26	-7	4.7	183	-7		0.2	0.7
Wednesday, February 19, 2014	8:00	0:10	28	37	30	25	173	6.8	163	-7		0.2	1.1
Wednesday, February 19, 2014	8:10	0:10	29	42	31	26	371	5.9	155	-6		0.4	1.5
Wednesday, February 19, 2014	8:20	0:10	28	36	30	26	233	5.6	149	-7		0.4	1.3
Wednesday, February 19, 2014	8:30	0:10	30	44	31	28	563	6.9	139	-6		0.7	1.7
Wednesday, February 19, 2014	8:40	0:10	31	41	33	26	698	7.1	135	-7		0.2	1.1
Wednesday, February 19, 2014	8:50	0:10	29	33	31	27	426	6.4	135	-6		0.7	1.7
Wednesday, February 19, 2014	9:00	0:10	28	32	29	26	449	6.5	140	-6		0.9	1.7
Wednesday, February 19, 2014	9:10	0:10	29	37	31	27	604	7.0	131	-6		0.9	1.7
Wednesday, February 19, 2014	9:20	0:10	26	41	28	24	310	5.8	136	-5		0.2	0.9
Wednesday, February 19, 2014	9:30	0:10	29	51	27	22	65	3.6	144	-5		0.7	1.5
Wednesday, February 19, 2014	9:40	0:10	27	39	28	23	110	4.5	142	-6		0.9	1.7
Wednesday, February 19, 2014	9:50	0:10	29	48	30	26	241	5.3	141	-6		1.1	1.9
Wednesday, February 19, 2014	10:00	0:10	29	42	30	27	381	6.1	137	-6		0.4	1.5
Wednesday, February 19, 2014	10:10	0:10	29	39	31	27	398	6.4	140	-6		0.0	0.7
Wednesday, February 19, 2014	10:20	0:10	29	35	31	27	268	5.4	144	-6		0.4	1.5
Wednesday, February 19, 2014	10:30	0:10	27	35	29	26	229	5.4	147	-6		0.6	1.7
Wednesday, February 19, 2014	10:40	0:10	28	34	30	27	237	5.3	148	-6		1.3	2.4
Wednesday, February 19, 2014	10:50	0:10	29	37	30	27	261	5.6	149	-6		1.1	2.0
Wednesday, February 19, 2014	11:00	0:10	29	39	30	27	217	5.2	152	-6		1.3	2.8
Wednesday, February 19, 2014	11:10	0:10	27	32	29	25	272	5.6	145	-6		1.1	2.6
Wednesday, February 19, 2014	11:20	0:10	36	53	38	28	361	6.1	147	-6		1.5	2.8
Wednesday, February 19, 2014	11:30	0:10	51	70	54	30	479	6.7	146	-6		1.7	3.2
Wednesday, February 19, 2014	11:40	0:10	31	39	33	29	488	6.5	136	-6		1.5	4.1
Wednesday, February 19, 2014	11:50	0:10	30	36	32	26	285	5.9	138	-6		0.6	1.7
Wednesday, February 19, 2014	12:00	0:10	27	33	28	25	176	4.6	142	-6		0.7	2.2
Wednesday, February 19, 2014	12:10	0:10	27	32	29	25	116	5.0	151	-6	1	1.3	2.8
Wednesday, February 19, 2014	12:20	0:10	31	39	33	28	433	6.4	140	-6	1	1.3	3.0
Wednesday, February 19, 2014	12:30	0:10	31	36	32	29	533	6.8	133	-6		1.7	3.5
Wednesday, February 19, 2014	12:40	0:10	31	47	32	28	333	6.0	134	-6		1.3	2.4
Wednesday, February 19, 2014	12:50	0:10	31	44	34	28	413	6.3	128	-6		1.3	2.6
Wednesday, February 19, 2014	13:00	0:10	31	42	33	29	529	7.0	124	-5		1.3	2.4
Wednesday, February 19, 2014	13:10	0:10	32	45	34	30	761	7.8	122	-6	1	0.7	2.0
Wednesday, February 19, 2014	13:20	0:10	29	39	30	27	344	5.8	124	-6	1	0.6	1.5
Wednesday, February 19, 2014	13:30	0:10	31	34	33	29	430	6.4	125	-6	1	1.3	2.0
Wednesday, February 19, 2014	13:40	0:10	32	36	34	31	703	7.6	117	-6	1	1.3	2.2
Wednesday, February 19, 2014	13:50	0:10	33	38	35	31	838	8.0	113	-6	1	0.9	1.7
Wednesday, February 19, 2014	14:00	0:10	28	38	30	26	0	8.3	116	-6	1	0.9	1.9
Wednesday, February 19, 2014	14:10	0:10	30	48	32	27	-5	9.3	116	-6	1	1.3	2.8
Wednesday, February 19, 2014	14:20	0:10	31	46	33	27	-4	9.5	116	-6	1	1.3	2.6
Wednesday, February 19, 2014	14:30	0:10	26	33	28	24	-4	8.9	107				

Table B-3: Location 1 Winter Compliance Evaluation

Date	Time	Duration	Leq	Lmax	L(10)	L(90)	WT N6	WT N6	Onsite Met	Onsite Met	NWS Plymouth	Loc. 6	Loc. 6
	Start Time	(min)	(dBA)	(dBA)	(dBA)	(dBA)	Output (kW)	HH WS (m/s)	WD @ 75m (degrees)	Temp. (°C)	Precip. Obs.	Avg. WS @ 2m (m/s)	Gust WS @ 2m (m/s)
Wednesday, February 19, 2014	14:40	0:10	25	34	27	24	-4	8.8	113	-6	1	1.3	2.4
Wednesday, February 19, 2014	14:50	0:10	28	38	30	25	-4	8.6	109	-6	1	1.1	2.2
Wednesday, February 19, 2014	15:00	0:10	30	35	32	25	-1	8.8	107	-6	1	1.3	2.4
Wednesday, February 19, 2014	15:10	0:10	32	42	34	30	-1	7.8	110	-5	1	0.9	2.4
Wednesday, February 19, 2014	15:20	0:10	32	42	33	30	0	8.0	111	-6	1	1.1	1.9
Wednesday, February 19, 2014	15:30	0:10	32	36	33	30	322	7.3	108	-6	1	0.9	2.0
Wednesday, February 19, 2014	15:40	0:10	32	38	34	30	826	8.0	107	-6	1	1.1	2.0
Wednesday, February 19, 2014	15:50	0:10	31	37	32	29	477	6.6	109	-6	1	0.7	1.7
Wednesday, February 19, 2014	16:00	0:10	29	35	31	27	470	6.6	107	-6	1	0.9	2.6
Wednesday, February 19, 2014	16:10	0:10	32	36	33	29	894	8.1	106	-6	1	0.7	2.0
Wednesday, February 19, 2014	16:20	0:10	33	54	33	29	785	7.9	105	-6	1	0.4	1.5
Wednesday, February 19, 2014	16:30	0:10	32	38	34	30	899	8.4	99	-6	1	0.7	1.9
Wednesday, February 19, 2014	16:40	0:10	30	36	31	28	681	7.4	90	-6	1	0.2	0.9
Wednesday, February 19, 2014	16:50	0:10	30	38	32	28	754	7.7	103	-6	1	0.4	1.1
Wednesday, February 19, 2014	17:00	0:10	27	35	28	25	365	6.0	98	-6	1	0.6	1.3
Wednesday, February 19, 2014	17:10	0:10	27	33	29	25	441	6.6	102	-6	1	0.4	1.1
Wednesday, February 19, 2014	17:20	0:10	30	42	32	26	574	7.2	99	-6	1	0.4	0.9
Wednesday, February 19, 2014	17:30	0:10	30	39	32	28	609	7.3	95	-6	1	0.6	0.9
Wednesday, February 19, 2014	17:40	0:10	29	36	31	26	662	7.5	98	-5	1	0.4	0.9
Wednesday, February 19, 2014	17:50	0:10	30	36	32	28	624	7.2	98	-5	1	0.6	0.9
Wednesday, February 19, 2014	18:00	0:10	25	32	27	23	199	5.1	95	-5	1	0.2	0.7
Wednesday, February 19, 2014	18:10	0:10	24	34	26	22	142	4.9	90	-5	1	0.2	0.6
Wednesday, February 19, 2014	18:20	0:10	25	33	27	22	134	4.7	92	-5	1	0.0	0.0
Wednesday, February 19, 2014	18:30	0:10	24	30	25	22	85	4.3	90	-5	1	0.0	0.0
Wednesday, February 19, 2014	18:40	0:10	23	28	24	21	-4	2.8	91	-5	1	0.0	0.0
Wednesday, February 19, 2014	18:50	0:10	29	36	32	21	-9	2.7	87	-5	1	0.0	0.0
Wednesday, February 19, 2014	19:00	0:10	28	34	31	25	-9	2.6	96	-5	1	0.0	0.0
Wednesday, February 19, 2014	19:10	0:10	24	32	26	21	-11	2.8	94	-5	1	0.0	0.0
Wednesday, February 19, 2014	19:20	0:10	20	25	21	19	-7	2.3	103	-5	1	0.0	0.0
Wednesday, February 19, 2014	19:30	0:10	19	24	20	18	-4	2.2	91	-5	1	0.0	0.0
Wednesday, February 19, 2014	19:40	0:10	19	27	20	18	-4	1.5	119	-5	1	0.0	0.0
Wednesday, February 19, 2014	19:50	0:10	17	30	18	16	-6	1.0	140	-5	1	0.0	0.0
Wednesday, February 19, 2014	20:00	0:10	16	21	17	15	-6	1.2	167	-4	1	0.0	0.0
Wednesday, February 19, 2014	20:10	0:10	17	24	19	15	-2	1.5	174	-5	1	0.0	0.0
Wednesday, February 19, 2014	20:20	0:10	18	32	19	15	0	1.4	200	-4	1	0.0	0.0
Wednesday, February 19, 2014	20:30	0:10	20	35	22	15	-1	0.4	211	-4	1	0.0	0.0
Wednesday, February 19, 2014	20:40	0:10	17	25	19	15	0	1.3	237	-4	1	0.0	0.0
Wednesday, February 19, 2014	20:50	0:10	19	31	23	16	0	2.1	242	-4	1	0.0	0.0
Wednesday, February 19, 2014	21:00	0:10	17	26	19	15	0	2.0	265	-4	1	0.0	0.0
Wednesday, February 19, 2014	21:10	0:10	18	25	20	16	-2	1.9	271	-4	1	0.0	0.0
Wednesday, February 19, 2014	21:20	0:10	20	28	23	17	-1	2.7	288	-4	1	0.0	0.0
Wednesday, February 19, 2014	21:30	0:10	24	35	29	18	-4	2.8	281	-4	1	0.0	0.0
Wednesday, February 19, 2014	21:40	0:10	33	52	35	18	-2	2.9	279	-4	1	0.0	0.0
Wednesday, February 19, 2014	21:50	0:10	24	37	29	19	8	3.4	282	-4	1	0.0	0.0
Wednesday, February 19, 2014	22:00	0:10	22	26	23	20	-3	2.7	283	-4	1	0.0	0.0
Wednesday, February 19, 2014	22:10	0:10	23	31	24	21	0	2.9	285	-4	1	0.0	0.6
Wednesday, February 19, 2014	22:20	0:10	23	31	25	22	58	4.0	284	-3	1	0.0	0.0
Wednesday, February 19, 2014	22:30	0:10	23	32	24	22	134	4.8	285	-3	1	0.0	0.0
Wednesday, February 19, 2014	22:40	0:10	23	28	24	21	197	5.3	285	-3	1	0.0	0.0
Wednesday, February 19, 2014	22:50	0:10	25	33	27	23	197	5.1	286	-3	1	0.0	0.7
Wednesday, February 19, 2014	23:00	0:10	26	33	28	24	251	5.5	289	-3	1	0.6	1.5
Wednesday, February 19, 2014	23:10	0:10	28	36	30	25	355	6.2	287	-3	1	0.2	1.1
Wednesday, February 19, 2014	23:20	0:10	28	35	30	26	346	6.0	290	-3	1	0.2	0.9
Wednesday, February 19, 2014	23:30	0:10	30	38	32	28	377	6.2	293	-3	1	0.2	2.4
Wednesday, February 19, 2014	23:40	0:10	37	64	32	28	455	6.6	298	-3	1	0.4	1.5
Wednesday, February 19, 2014	23:50	0:10	47	65	33	28	612	7.3	300	-3	1	0.4	2.2
Thursday, February 20, 2014	0:00	0:10	32	39	33	30	738	7.7	301	-3	1	0.9	4.1
Thursday, February 20, 2014	0:10	0:10	31	38	33	29	509	6.8	301	-3	1	1.1	3.0
Thursday, February 20, 2014	0:20	0:10	34	49	35	30	615	7.3	299	-2	1	1.5	3.5
Thursday, February 20, 2014	0:30	0:10	36	46	39	32	1159	8.9	307	-2	1	2.0	4.4
Thursday, February 20, 2014	0:40	0:10	41	58	44	36	1628	10.1	302	-2	1	2.6	5.9
Thursday, February 20, 2014	0:50	0:10	40	58	42	37	1590	10.5	304	-2	1	2.4	4.8
Thursday, February 20, 2014	1:00	0:10	40	49	42	36	1806	10.8	303	-2	1	2.4	5.7
Thursday, February 20, 2014	1:10	0:10	40	50	42	37	1954	12.4	301	-2	1	2.6	6.3
Thursday, February 20, 2014	1:20	0:10	39	48	42	35	1886	11.9	302	-2	1	2.0	4.4
Thursday, February 20, 2014	1:30	0:10	37	42	39	34	1865	11.5	300	-2	1	2.4	5.4
Thursday, February 20, 2014	1:40	0:10	35	44	37	33	1820	11.2	301	-2	1	2.4	6.3
Thursday, February 20, 2014	1:50	0:10	36	46	38	32	1087	10.6	300	-2	1	2.6	6.1
Thursday, February 20, 2014	2:00	0:10	33	42	36	28	-8	10.0	301	-2	1	2.6	5.4
Thursday, February 20, 2014	2:10	0:10	26	36	29	22	-7	10.3	300	-2	1	2.0	5.7
Thursday, February 20, 2014	2:20	0:10	23	34	24	21	-4	9.8	299	-2	1	1.9	4.4
Thursday, February 20, 2014	2:30	0:10	21	28	23	20	-4	9.2	301	-2	1	1.1	2.8
Thursday, February 20, 2014	2:40	0:10	19	26	21	17	-4	8.8	302	-2	1	0.7	2.4
Thursday, February 20, 2014	2:50	0:10	18	24	19	17	-3	8.7	303	-2	1	0.6	2.0
Thursday, February 20, 2014	3:00	0:10	31	41	33	28	662	7.8	302	-2	1	0.6	1.9
Thursday, February 20, 2014	3:10	0:10	33	40	35	31	896	8.3	302	-2	1	0.4	1.7
Thursday, February 20, 2014	3:20	0:10	32	40	34	30	678	7.5	305	-3	1	0.4	1.5
Thursday, February 20, 2014	3:30	0:10	32	40	34	29	648	7.4	303	-3	1	0.2	0.9
Thursday, February 20, 2014	3:40	0:10	30	39	32	28	522	6.9	304	-3	1	0.2	0.9
Thursday, February 20, 2014	3:50	0:10	31	38	33	28	543	6.9	302	-3	1	0.4	1.7
Thursday, February 20, 2014	4:00	0:10	31	41	33	28	487	6.6	292	-3	1	0.4	1.5
Thursday, February 20, 2014	4:10	0:10	31	42	33	28	458	6.9	295	-3	1	0.6	1.9
Thursday, February 20, 2014	4:20	0:10	29	37	31	26	659	7.4	291	-3	1	0.7	3.0
Thursday, February 20, 2014	4:30	0:10	32	42	34	29	729	7.8	289	-3	1	0.2	1.3
Thursday, February 20, 2014	4:40	0:10	31	39	33	29	584	7.2	289	-3	1	0.2	0.9
Thursday, February 20, 2014	4:50	0:10	32	41	34	29	622	7.3	289	-3	1	0.4	1.5
Thursday, February 20, 2014	5:00	0:10	32	40	34	29	611	7.4	291	-3	1	0.4	2.2
Thursday, February 20, 2014	5:10	0:10	31	39	33	29	538	7.1	295	-3	1	0.9	3.3
Thursday, February 20, 2014	5:20	0:10	34	41	36	31	773	7.7	294	-3	1	1.7	4.1
Thursday, February 20, 2014	5:30	0:10	35	42	37	32	1368	9.4	297	-3	1	1.3	3.0
Thursday, February 20, 2014	5:40	0:10	33	42	35	31	1085	8.7	297	-3	1	0.9	2.2
Thursday, February 20, 2014	5:50	0:10	34	40	36	32	1346	9.7	299	-3	1	1.5	3.7
Thursday, February 20, 2014	6:00	0:10	33	41	35	30	860	7.9	300	-3	1	1.7	4.8
Thursday, February 20, 2014	6:10	0:10	30	40	32	28	323	5.7	300	-3	1	1.7	4.3
Thursday, February 20, 2014	6:20	0:10	30	43	32	28	358	6.0	303	-3	1	1.1	3.0
Thursday, February 20, 2014	6:30	0:10	30	40	32	28	424	6.6	303	-3	1	1.5	5.0
Thursday, February 20, 2014	6:40	0:10	35	59	35	30	544	7.1	304	-3	1	1.1	2.6
Thursday, February 20, 2014	6:50	0:10	32	49	34	30	851	8.0	302	-3	1	1.3	3.7
Thursday, February 20, 2014	7:00	0:10	34	45	35	31	961	8.2	301	-3	1	0.7	2.0
Thursday, February 20, 2014	7:10	0:10	33	40	35	31	963	8.4	299	-3	1	0.7	2.0
Thursday, February 20, 2014	7:20												

Table B-3: Location 1 Winter Compliance Evaluation

Date	Time	Duration	Leq	Lmax	L(10)	L(90)	WT N6	WT N6	Onsite Met	Onsite Met	NWS Plymouth	Loc. 6	Loc. 6
	Start Time	(min)	(dBA)	(dBA)	(dBA)	(dBA)	Output (kW)	HH WS (m/s)	WD @ 75m (degrees)	Temp. (°C)	Precip. Obs.	Avg. WS @ 2m (m/s)	Gust WS @ 2m (m/s)
Thursday, February 20, 2014	7:40	0:10	36	47	40	31	333	6.1	303	-3		1.7	5.0
Thursday, February 20, 2014	7:50	0:10	31	40	33	29	406	6.3	304	-3		1.7	4.6
Thursday, February 20, 2014	8:00	0:10	30	43	32	28	315	6.0	309	-3		1.1	2.8
Thursday, February 20, 2014	8:10	0:10	31	39	33	28	362	6.2	305	-3		1.1	4.3
Thursday, February 20, 2014	8:20	0:10	34	44	35	31	549	6.9	306	-3		1.7	4.8
Thursday, February 20, 2014	8:30	0:10	35	51	37	30	589	7.3	303	-2		1.9	4.1
Thursday, February 20, 2014	8:40	0:10	34	42	36	31	789	7.8	302	-2		1.9	5.9
Thursday, February 20, 2014	8:50	0:10	37	49	39	33	829	8.1	301	-2		2.0	4.8
Thursday, February 20, 2014	9:00	0:10	44	57	47	33	978	8.5	299	-2		1.9	4.3
Thursday, February 20, 2014	9:10	0:10	38	47	40	34	1406	9.5	303	-2		2.0	6.3
Thursday, February 20, 2014	9:20	0:10	35	44	37	33	1536	10.1	302	-1		1.7	5.7
Thursday, February 20, 2014	9:30	0:10	36	46	38	33	1449	9.8	301	-1		1.5	3.9
Thursday, February 20, 2014	9:40	0:10	36	43	38	34	1117	8.8	294	-1		2.0	4.4
Thursday, February 20, 2014	9:50	0:10	38	48	40	35	1476	10.1	293	-1		2.2	5.7
Thursday, February 20, 2014	10:00	0:10	39	49	41	35	1619	10.4	292	0		2.2	5.4
Thursday, February 20, 2014	10:10	0:10	38	48	40	34	1530	10.1	287	0		2.4	5.7
Thursday, February 20, 2014	10:20	0:10	37	45	39	34	1013	8.6	288	0		1.9	3.7
Thursday, February 20, 2014	10:30	0:10	35	43	36	33	1006	8.6	290	0		2.2	5.6
Thursday, February 20, 2014	10:40	0:10	35	44	36	32	984	8.5	288	1		2.0	4.6
Thursday, February 20, 2014	10:50	0:10	35	46	38	32	757	7.7	289	1		1.9	3.9
Thursday, February 20, 2014	11:00	0:10	38	54	41	33	1024	8.6	289	1		1.9	4.3
Thursday, February 20, 2014	11:10	0:10	34	43	36	32	1011	8.6	284	1		2.2	4.1
Thursday, February 20, 2014	11:20	0:10	38	47	41	33	1143	9.0	286	2		1.9	4.1
Thursday, February 20, 2014	11:30	0:10	37	48	40	33	996	8.5	286	2		2.0	5.6
Thursday, February 20, 2014	11:40	0:10	37	46	41	32	975	8.4	280	3		2.0	5.7
Thursday, February 20, 2014	11:50	0:10	39	52	42	33	619	7.2	275	2		2.2	4.8
Thursday, February 20, 2014	12:00	0:10	35	46	36	32	829	8.0	282	3		2.0	3.9
Thursday, February 20, 2014	12:10	0:10	34	42	36	32	589	7.0	279	3		2.0	3.5
Thursday, February 20, 2014	12:20	0:10	34	46	37	30	483	6.7	273	3		2.0	4.3
Thursday, February 20, 2014	12:30	0:10	34	54	37	30	276	5.5	277	3		2.0	5.0
Thursday, February 20, 2014	12:40	0:10	34	43	36	32	570	7.2	287	3		1.9	3.7
Thursday, February 20, 2014	12:50	0:10	34	53	36	31	819	8.0	286	3		1.9	3.9
Thursday, February 20, 2014	13:00	0:10	34	51	36	32	600	7.4	284	3		1.9	3.7
Thursday, February 20, 2014	13:10	0:10	35	46	38	30	677	7.5	283	4		1.9	4.8
Thursday, February 20, 2014	13:20	0:10	36	52	38	32	845	8.0	272	4		1.9	6.1
Thursday, February 20, 2014	13:30	0:10	35	44	38	32	545	6.8	278	3		2.0	5.4
Thursday, February 20, 2014	13:40	0:10	36	46	40	31	414	6.4	276	3		1.9	4.1
Thursday, February 20, 2014	13:50	0:10	36	45	38	33	813	8.0	276	3		1.5	3.7
Thursday, February 20, 2014	14:00	0:10	35	44	39	28	-3	7.2	272	3		1.7	5.2
Thursday, February 20, 2014	14:10	0:10	32	46	35	28	-6	7.8	275	3		1.5	5.0
Thursday, February 20, 2014	14:20	0:10	34	51	36	29	-5	7.5	268	3		1.5	5.0
Thursday, February 20, 2014	14:30	0:10	30	42	32	28	-4	6.3	274	3		1.1	3.2
Thursday, February 20, 2014	14:40	0:10	30	53	31	27	-4	5.5	274	3		1.1	2.6
Thursday, February 20, 2014	14:50	0:10	30	44	32	28	-5	5.5	277	3		1.1	2.2
Thursday, February 20, 2014	15:00	0:10	31	44	33	28	258	6.0	281	3		1.1	2.2
Thursday, February 20, 2014	15:10	0:10	30	45	32	28	234	5.4	277	2		1.1	3.0
Thursday, February 20, 2014	15:20	0:10	28	45	31	24	192	5.2	276	2		0.9	2.2

Table B-4: Location 2 Winter Compliance Evaluation

Date	Time	Duration	Leq	Lmax	L(10)	L(90)	WT E2	WT E2	Onsite Met	Onsite Met	NWS Plymouth	Loc. 2	Loc. 2	Loc. 6	Loc. 6
	Start Time	(min)	(dBA)	(dBA)	(dBA)	(dBA)	Output (kW)	HH WS (m/s)	WD @ 75m (degrees)	Temp. (°C)	Precip. Obs.	Avg. WS @ 2m (m/s)	Gust WS @ 2m (m/s)	Avg. WS @ 2m (m/s)	Gust WS @ 2m (m/s)
Thursday, January 23, 2014	9:50	0:10	51	74	53	39	-3	12.6	323	-20					
Thursday, January 23, 2014	10:00	0:10	40	54	41	39	-1	12.3	323	-19					
Thursday, January 23, 2014	10:10	0:10	41	56	43	39	-1	11.5	317	-19					
Thursday, January 23, 2014	10:20	0:10	44	66	45	39	-1	10.7	325	-19					
Thursday, January 23, 2014	10:30	0:10	40	52	41	38	0	12.2	329	-19					
Thursday, January 23, 2014	10:40	0:10	40	53	41	38	-1	11.3	326	-19					
Thursday, January 23, 2014	10:50	0:10	41	51	44	38	0	10.9	318	-18					
Thursday, January 23, 2014	11:00	0:10	44	54	46	38	0	10.2	313	-18					
Thursday, January 23, 2014	11:10	0:10	45	64	47	41	0	10.3	314	-18					
Thursday, January 23, 2014	11:20	0:10	42	57	46	36	0	10.7	318	-18					
Thursday, January 23, 2014	11:30	0:10	42	61	44	36	0	9.4	323	-18					
Thursday, January 23, 2014	11:40	0:10	39	51	41	36	0	10.3	319	-18					
Thursday, January 23, 2014	11:50	0:10	38	51	39	37	0	10.6	316	-18					
Thursday, January 23, 2014	12:00	0:10	38	44	39	37	0	9.8	320	-17					
Thursday, January 23, 2014	12:10	0:10	39	53	40	37	0	10.1	317	-17					
Thursday, January 23, 2014	12:20	0:10	49	57	53	38	0	9.7	315	-17					
Thursday, January 23, 2014	12:30	0:10	48	55	53	37	0	9.1	316	-17					
Thursday, January 23, 2014	12:40	0:10	40	52	42	36	0	10.7	314	-17					
Thursday, January 23, 2014	12:50	0:10	39	60	40	36	0	10.7	315	-16					
Thursday, January 23, 2014	13:00	0:10	43	62	45	36	0	10.7	320	-16					
Thursday, January 23, 2014	13:10	0:10	40	57	42	37	0	10.7	319	-16					
Thursday, January 23, 2014	13:20	0:10	41	53	44	38	0	10.7	318	-16					
Thursday, January 23, 2014	13:30	0:10	40	52	42	38	0	10.7	315	-16					
Thursday, January 23, 2014	13:40	0:10	41	56	44	38	0	10.7	313	-16					
Thursday, January 23, 2014	13:50	0:10	42	54	45	37	0	10.7	322	-17					
Thursday, January 23, 2014	14:00	0:10	38	53	41	34	0	10.7	323	-16					
Thursday, January 23, 2014	14:10	0:10	39	54	41	34	0	10.7	322	-16					
Thursday, January 23, 2014	14:20	0:10	38	53	41	34	0	10.7	321	-17					
Thursday, January 23, 2014	14:30	0:10	45	54	50	34	0	10.7	315	-17					
Thursday, January 23, 2014	14:40	0:10	38	47	40	36	-29	9.4	310	-16					
Thursday, January 23, 2014	14:50	0:10	37	54	38	35	-39	9.1	310	-16					
Thursday, January 23, 2014	15:00	0:02	51	69	54	38	40	6.6	308	-16					
Thursday, January 23, 2014	15:10						794	8.1	304	-16					
Thursday, January 23, 2014	15:20						805	8.0	303	-17					
Thursday, January 23, 2014	15:30						1732	10.7	304	-17	0.7	2.4			
Thursday, January 23, 2014	15:40	0:10	46	63	49	37	1219	8.9	310	-17	0.6	1.5			
Thursday, January 23, 2014	15:50	0:10	35	51	37	34	1433	9.8	309	-17	0.6	2.2			
Thursday, January 23, 2014	16:00	0:10	36	48	37	33	1844	10.8	305	-17	0.7	2.0			
Thursday, January 23, 2014	16:10	0:10	36	53	37	33	1661	10.6	306	-17	0.6	1.7			
Thursday, January 23, 2014	16:20	0:10	35	56	36	32	1864	11.0	308	-17	0.6	1.7			
Thursday, January 23, 2014	16:30	0:10	34	44	35	32	1957	11.1	315	-17	0.6	1.3			
Thursday, January 23, 2014	16:40	0:10	34	49	35	32	1972	11.7	321	-17	0.4	1.3			
Thursday, January 23, 2014	16:50	0:10	34	54	34	31	1680	10.6	323	-17	0.4	1.1			
Thursday, January 23, 2014	17:00	0:10	35	55	36	32	1672	10.3	317	-17	0.4	1.1			
Thursday, January 23, 2014	17:10	0:10	36	50	37	32	1687	10.3	310	-18	0.6	1.3			
Thursday, January 23, 2014	17:20	0:10	34	44	36	32	1549	10.1	312	-18	0.4	1.1			
Thursday, January 23, 2014	17:30	0:10	33	44	35	32	1233	9.5	316	-17	0.6	1.3			
Thursday, January 23, 2014	17:40	0:10	33	44	34	32	1428	9.7	313	-17	0.4	0.9	0.7	2.2	
Thursday, January 23, 2014	17:50	0:10	38	60	40	33	1715	10.9	311	-18	0.6	1.5	1.1	2.4	
Thursday, January 23, 2014	18:00	0:10	34	45	35	32	1799	11.2	314	-17	0.6	1.5	1.1	3.2	
Thursday, January 23, 2014	18:10	0:10	34	43	36	32	1939	12.4	315	-17	0.7	2.6	1.1	3.9	
Thursday, January 23, 2014	18:20	0:10	36	52	37	32	1918	11.9	317	-17	0.7	1.9	0.9	2.8	
Thursday, January 23, 2014	18:30	0:10	33	43	35	32	1903	11.4	316	-18	0.6	3.2	0.9	2.8	
Thursday, January 23, 2014	18:40	0:10	34	51	35	32	1842	11.1	317	-18	0.6	1.3	0.7	2.2	
Thursday, January 23, 2014	18:50	0:10	35	51	36	32	1861	11.1	316	-18	0.6	2.4	0.7	2.0	
Thursday, January 23, 2014	19:00	0:10	33	43	35	32	1393	9.8	311	-18	0.6	2.2	0.6	1.9	
Thursday, January 23, 2014	19:10	0:10	34	41	35	32	1636	10.5	317	-18	0.6	2.0	0.4	1.9	
Thursday, January 23, 2014	19:20	0:10	34	40	35	32	1614	10.4	312	-18	0.6	1.5	0.2	1.3	
Thursday, January 23, 2014	19:30	0:10	33	45	35	32	1513	10.1	308	-18	0.6	2.6	0.2	0.9	
Thursday, January 23, 2014	19:40	0:10	33	42	34	31	1225	9.3	305	-18	0.2	0.7	0.4	1.1	
Thursday, January 23, 2014	19:50	0:10	33	45	35	31	1264	9.2	308	-18	0.4	1.5	0.4	0.9	
Thursday, January 23, 2014	20:00	0:10	34	44	36	32	1374	9.8	310	-18	0.6	2.0	0.7	2.2	
Thursday, January 23, 2014	20:10	0:10	34	47	36	32	1560	10.3	309	-18	0.7	2.6	0.7	2.0	
Thursday, January 23, 2014	20:20	0:10	34	40	35	32	1509	10.0	311	-18	0.9	2.2	0.9	2.0	
Thursday, January 23, 2014	20:30	0:10	36	49	39	33	1568	10.2	312	-18	0.7	2.2	0.9	2.2	
Thursday, January 23, 2014	20:40	0:10	35	46	36	33	1559	10.5	310	-18	0.7	2.4	0.9	3.3	
Thursday, January 23, 2014	20:50	0:10	35	41	36	33	1534	10.3	312	-18	0.7	2.2	0.9	2.0	
Thursday, January 23, 2014	21:00	0:10	34	41	35	32	1714	10.9	315	-18	0.7	2.4	1.1	3.0	
Thursday, January 23, 2014	21:10	0:10	34	45	36	32	1899	11.7	314	-19	1.1	3.3	1.1	3.0	
Thursday, January 23, 2014	21:20	0:10	34	48	36	33	1739	10.9	316	-19	0.7	2.4	0.9	2.8	
Thursday, January 23, 2014	21:30	0:10	33	41	35	32	1968	12.2	317	-19	0.7	2.2	1.1	2.4	
Thursday, January 23, 2014	21:40	0:10	33	39	34	32	1960	12.8	319	-19	0.6	2.2	1.1	2.8	
Thursday, January 23, 2014	21:50	0:10	33	44	34	32	1976	12.9	316	-19	0.6	3.0	0.9	2.6	
Thursday, January 23, 2014	22:00	0:10	33	44	34	32	1974	13.2	315	-19	0.6	1.9	0.9	2.2	
Thursday, January 23, 2014	22:10	0:10	33	41	34	32	1949	12.2	309	-19	0.6	1.3	0.7	2.2	
Thursday, January 23, 2014	22:20	0:10	34	46	35	32	1930	12.0	305	-20	0.7	2.0	0.7	1.7	
Thursday, January 23, 2014	22:30	0:10	37	58	38	32	1847	11.7	304	-20	0.7	3.2	0.6	3.0	
Thursday, January 23, 2014	22:40	0:10	34	47	36	32	1866	11.3	304	-20	0.9	2.6	0.7	2.4	
Thursday, January 23, 2014	22:50	0:10	33	45	34	32	1894	11.4	305	-20	0.6	1.7	0.6	2.0	
Thursday, January 23, 2014	23:00	0:10	33	42	34	32	1941	11.9	306	-20	0.6	1.9	0.6	2.0	
Thursday, January 23, 2014	23:10	0:10	33	41	34	32	1876	11.6	307	-20	0.7	2.0	0.4	1.7	
Thursday, January 23, 2014	23:20	0:10	33	43	34	32	1941	11.8	307	-20	0.7	2.4	0.7	2.4	
Thursday, January 23, 2014	23:30	0:10	33	42	34	31	1958	12.2	307	-20	0.6	1.9	0.6	2.2	
Thursday, January 23, 2014	23:40	0:10	33	42	34	32	1905	11.9	306	-21	0.7	3.0	0.6	2.4	
Thursday, January 23, 2014	23:50	0:10	35	42	36	33	1923	11.9	306	-21	0.9	2.4	0.6	3.0	
Friday, January 24, 2014	0:00	0:10	33	39	34	32	1975	12.5	306	-21	0.7	2.2	0.4	2.6	
Friday, January 24, 2014	0:10	0:10	33	42	34	32	1931	12.2	305	-21	0.7	2.0	0.9	2.8	
Friday, January 24, 2014	0:20	0:10	33	40	34	32	1927	12.6	303	-21	0.7	3.0	0.9	3.0	
Friday, January 24, 2014	0:30	0:10	33	43	34	32	1902	12.0	307	-21	0.7	2.2	1.1	3.2	
Friday, January 24, 2014	0:40	0:10	34	46	35	33	1892	12.4	306	-21	0.7	2.2	0.9	3.0	
Friday, January 24, 2014	0:50	0:10	34	42	35	33	1938	11.9	306	-21	0.7	2.4	0.9	2.8	
Friday, January 24, 2014	1:00	0:10	36	54	37	34	1976	13.4	306	-21	0.7	3.0	1.1	2.6	
Friday, January 24, 2014	1:10	0:10	38	56	40	36	1984	14.4	309	-22</					

Table B-4: Location 2 Winter Compliance Evaluation

Date	Time	Duration	Leq	Lmax	L(10)	L(90)	WT E2	WT E2	Onsite Met	Onsite Met	NWS Plymouth	Loc. 2	Loc. 2	Loc. 6	Loc. 6
	Start Time	(min)	(dBA)	(dBA)	(dBA)	(dBA)	Output (kW)	HH WS (m/s)	WD @ 75m (degrees)	Temp. (°C)	Precip. Obs.	Avg. WS @ 2m (m/s)	Gust WS @ 2m (m/s)	Avg. WS @ 2m (m/s)	Gust WS @ 2m (m/s)
Friday, January 24, 2014	2:50	0:10	34	41	36	33	1989	14.6	314	-23		1.3	3.2	0.7	3.9
Friday, January 24, 2014	3:00	0:10	33	38	34	33	1989	14.3	315	-23		0.7	1.9	0.7	2.2
Friday, January 24, 2014	3:10	0:10	34	46	35	32	1988	13.6	315	-23		1.3	3.0	0.7	2.2
Friday, January 24, 2014	3:20	0:10	34	45	35	33	1988	13.5	314	-23		1.1	2.2	0.9	2.8
Friday, January 24, 2014	3:30	0:10	33	42	34	32	1973	13.6	313	-23		0.6	2.0	0.9	3.2
Friday, January 24, 2014	3:40	0:10	34	47	35	32	1921	12.2	311	-23		0.7	2.4	0.6	1.9
Friday, January 24, 2014	3:50	0:10	33	41	34	32	1884	12.1	311	-23		0.7	1.7	0.6	1.7
Friday, January 24, 2014	4:00	0:10	34	42	35	32	1944	13.2	311	-23		0.7	2.0	0.7	3.0
Friday, January 24, 2014	4:10	0:10	35	55	36	32	1962	13.4	316	-23		0.7	2.8	0.9	2.4
Friday, January 24, 2014	4:20	0:10	34	44	35	32	1901	12.2	312	-23		0.7	3.0	0.7	2.2
Friday, January 24, 2014	4:30	0:10	35	51	36	33	1920	11.9	310	-23		0.9	3.2	0.7	1.9
Friday, January 24, 2014	4:40	0:10	34	43	35	32	1910	12.2	310	-23		0.6	1.5	0.9	3.2
Friday, January 24, 2014	4:50	0:10	35	44	36	33	1897	12.4	311	-24		0.9	2.2	0.9	2.8
Friday, January 24, 2014	5:00	0:10	34	47	35	33	1894	12.8	309	-24		0.7	2.0	0.9	2.8
Friday, January 24, 2014	5:10	0:10	34	42	35	33	1899	12.3	310	-24		0.7	1.9	0.6	2.0
Friday, January 24, 2014	5:20	0:10	34	42	35	33	1927	11.9	313	-24		0.6	1.9	0.4	1.7
Friday, January 24, 2014	5:30	0:10	34	46	35	33	1957	13.4	311	-24		0.7	2.2	0.4	2.2
Friday, January 24, 2014	5:40	0:10	34	43	35	33	1979	13.6	313	-24		0.7	2.2	0.4	2.0
Friday, January 24, 2014	5:50	0:10	35	43	37	34	1976	13.7	311	-24		0.6	2.0	0.4	1.3
Friday, January 24, 2014	6:00	0:10	35	42	36	34	1975	13.3	311	-24		0.7	1.7	0.6	1.9
Friday, January 24, 2014	6:10	0:10	37	41	38	35	1957	13.5	312	-24		0.6	1.5	0.9	3.2
Friday, January 24, 2014	6:20	0:10	37	54	38	36	1977	14.0	313	-24		0.7	2.0	0.9	2.6
Friday, January 24, 2014	6:30	0:10	35	48	37	34	1976	13.2	317	-24		0.7	2.8	0.6	2.0
Friday, January 24, 2014	6:40	0:10	35	42	36	34	1976	13.2	317	-24		0.6	1.7	0.7	2.0
Friday, January 24, 2014	6:50	0:10	36	45	37	35	1980	15.0	316	-24		0.6	2.2	1.1	3.2
Friday, January 24, 2014	7:00	0:10	37	49	39	35	1980	13.8	313	-24		0.6	1.9	0.7	3.2
Friday, January 24, 2014	7:10	0:10	39	50	42	33	1976	14.2	314	-24		0.6	1.5	1.1	2.8
Friday, January 24, 2014	7:20	0:10	35	51	35	32	1977	13.8	314	-23		0.6	1.5	1.3	3.3
Friday, January 24, 2014	7:30	0:10	38	54	40	35	1980	14.5	315	-23		0.9	3.0	1.9	4.8
Friday, January 24, 2014	7:40	0:10	37	53	38	34	1982	15.2	320	-23		0.7	2.4	1.9	4.1
Friday, January 24, 2014	7:50	0:10	55	81	58	35	1983	15.3	316	-23		0.9	2.6	1.7	4.6
Friday, January 24, 2014	8:00	0:10	55	81	59	35	1980	14.4	316	-23		0.9	3.2	0.9	2.6
Friday, January 24, 2014	8:10	0:10	36	48	37	34	1979	14.4	313	-23		0.7	2.2	0.9	2.6
Friday, January 24, 2014	8:20	0:10	44	71	45	35	1976	14.4	311	-23		0.7	2.0	1.1	3.3
Friday, January 24, 2014	8:30	0:10	42	56	44	34	1979	14.3	308	-23		0.7	2.8	1.3	2.8
Friday, January 24, 2014	8:40	0:10	41	56	42	36	1982	15.5	312	-23		1.1	3.0	1.1	3.5
Friday, January 24, 2014	8:50	0:10	38	53	40	35	1978	13.8	318	-22		1.3	3.7	1.5	4.3
Friday, January 24, 2014	9:00	0:10	35	52	37	32	1953	11.9	322	-22		1.1	2.8	1.1	3.7
Friday, January 24, 2014	9:10	0:10	35	53	37	32	1879	11.4	317	-22		0.9	3.9	1.7	4.3
Friday, January 24, 2014	9:20	0:10	35	47	37	32	1750	10.5	315	-22		0.7	2.4	1.5	4.8
Friday, January 24, 2014	9:30	0:10	37	52	39	33	1488	10.1	316	-21		1.5	4.1	0.7	2.4
Friday, January 24, 2014	9:40	0:10	45	72	41	35	1839	10.9	323	-21		1.3	4.8	1.3	3.5
Friday, January 24, 2014	9:50	0:10	41	56	42	38	1655	10.2	321	-21		1.3	3.2	1.3	3.3
Friday, January 24, 2014	10:00	0:10	39	60	41	34	1638	10.4	313	-20		1.5	3.9	1.3	4.3
Friday, January 24, 2014	10:10	0:10	41	59	44	36	1463	9.7	316	-20		1.7	4.6	1.5	5.2
Friday, January 24, 2014	10:20	0:10	36	48	37	34	1408	9.6	317	-20		0.9	2.6	1.7	4.6
Friday, January 24, 2014	10:30	0:10	41	57	44	35	1776	10.9	311	-20		1.5	4.1	1.7	4.3
Friday, January 24, 2014	10:40	0:10	37	50	39	34	1863	11.5	312	-19		1.1	2.2	2.2	5.4
Friday, January 24, 2014	10:50	0:10	41	54	42	38	1458	10.0	312	-19		1.3	3.7	2.8	8.2
Friday, January 24, 2014	11:00	0:10	45	69	48	38	1470	10.2	314	-19		1.5	4.6	2.2	5.4
Friday, January 24, 2014	11:10	0:10	41	53	45	37	1293	10.0	321	-19		1.1	3.3	1.7	4.3
Friday, January 24, 2014	11:20	0:10	40	52	42	36	1554	10.3	321	-18		1.3	3.3	1.5	3.7
Friday, January 24, 2014	11:30	0:10	38	51	39	36	1273	9.8	312	-18		0.9	3.2	1.5	4.1
Friday, January 24, 2014	11:40	0:10	41	64	42	37	1407	9.6	310	-18		1.3	3.2	1.9	6.3
Friday, January 24, 2014	11:50	0:10	46	63	49	38	1382	9.7	307	-18		1.7	4.1	1.1	2.8
Friday, January 24, 2014	12:00	0:10	38	51	41	35	1336	9.5	306	-18		1.1	2.8	1.3	3.5
Friday, January 24, 2014	12:10	0:10	40	51	42	37	1312	9.5	310	-17		1.1	3.2	0.9	2.8
Friday, January 24, 2014	12:20	0:10	38	45	40	35	1277	9.3	300	-17		1.1	2.8	1.3	3.0
Friday, January 24, 2014	12:30	0:10	47	65	50	37	1181	9.3	304	-16		1.3	3.0	1.3	3.5
Friday, January 24, 2014	12:40	0:10	38	51	40	35	946	8.4	303	-16		1.3	2.6	1.1	3.0
Friday, January 24, 2014	12:50	0:10	39	58	41	34	625	7.7	302	-16		1.3	3.9	1.9	4.1
Friday, January 24, 2014	13:00	0:10	39	55	41	34	1096	9.0	303	-16		0.9	2.4	1.7	4.6
Friday, January 24, 2014	13:10	0:10	37	54	40	32	772	7.6	310	-16		1.5	3.2	1.9	3.9
Friday, January 24, 2014	13:20	0:10	35	52	38	31	400	6.3	304	-16		1.1	3.3	1.5	3.2
Friday, January 24, 2014	13:30	0:10	34	49	36	32	640	7.6	291	-15		0.9	3.0	1.9	5.0
Friday, January 24, 2014	13:40	0:10	33	48	35	31	688	7.7	291	-15		0.7	2.0	1.7	4.1
Friday, January 24, 2014	13:50	0:10	40	57	45	32	554	7.2	282	-15		0.9	3.9	2.0	5.0
Friday, January 24, 2014	14:00	0:10	37	53	40	31	729	7.6	270	-15		1.3	3.2	1.7	4.3
Friday, January 24, 2014	14:10	0:10	37	63	39	31	405	6.4	282	-15		0.9	2.4	1.1	2.8
Friday, January 24, 2014	14:20	0:10	32	45	35	29	267	5.8	289	-15		0.7	1.9	0.9	2.8
Friday, January 24, 2014	14:30	0:10	37	55	38	29	175	5.2	290	-15		1.1	2.6	0.9	2.0
Friday, January 24, 2014	14:40	0:10	34	47	37	29	369	6.5	292	-15		0.7	2.2	1.3	2.8
Friday, January 24, 2014	14:50	0:10	30	49	32	28	265	5.8	280	-15		0.7	2.0	1.5	5.0
Friday, January 24, 2014	15:00	0:10	33	52	34	30	314	6.0	273	-15		0.6	1.3	1.3	4.3
Friday, January 24, 2014	15:10	0:10	34	51	37	28	304	6.0	269	-15		0.4	1.5	0.9	3.0
Friday, January 24, 2014	15:20	0:10	29	40	29	28	438	6.6	276	-15		0.4	0.7	1.3	3.0
Friday, January 24, 2014	15:30	0:10	29	39	30	28	321	5.9	267	-15		0.4	1.5	1.3	2.8
Friday, January 24, 2014	15:40	0:10	31	47	32	28	329	6.2	279	-15		0.4	1.3	1.1	2.8
Friday, January 24, 2014	15:50	0:10	38	56	38	29	508	7.0	274	-15		0.4	1.1	1.1	2.4
Friday, January 24, 2014	16:00	0:10	34	57	31	28	375	6.2	254	-16		0.6	1.5	0.9	3.7
Friday, January 24, 2014	16:10	0:10	31	45	32	28	406	6.8	241	-16		0.4	0.7	0.7	2.2
Friday, January 24, 2014	16:20	0:10	38	56	39	28	569	7.2	243	-16		0.4	0.9	0.9	2.8
Friday, January 24, 2014	16:30	0:10	39	55	43	29	425	6.6	247	-16		0.4	1.5	0.4	1.7
Friday, January 24, 2014	16:40	0:10	33	49	36	31	417	6.5	238	-16		0.4	1.3	0.2	0.9
Friday, January 24, 2014	16:50	0:10	34	47	35	30	164	5.0	235	-17		0.4	1.3	0.2	0.9
Friday, January 24, 2014	17:00	0:10	33	48	34	28	138	5.0	222	-17		0.6	1.1	0.2	0.9
Friday, January 24, 2014	17:10	0:10	30	45	30	28	201	5.5	229	-17		0.6	1.1	0.4	1.3
Friday, January 24, 2014	17:20	0:10	30	42	33	28	361								

Table B-4: Location 2 Winter Compliance Evaluation

Date	Time	Duration	Leq	Lmax	L(10)	L(90)	WT E2	WT E2	Onsite Met	Onsite Met	NWS Plymouth	Loc. 2	Loc. 2	Loc. 6	Loc. 6
	Start Time	(min)	(dBA)	(dBA)	(dBA)	(dBA)	Output (kW)	HH WS (m/s)	WD @ 75m (degrees)	Temp. (°C)	Precip. Obs.	Avg. WS @ 2m (m/s)	Gust WS @ 2m (m/s)	Avg. WS @ 2m (m/s)	Gust WS @ 2m (m/s)
Friday, January 24, 2014	19:50	0:10	29	33	30	28	11	3.8	182	-17		0.9	1.7	0.4	1.1
Friday, January 24, 2014	20:00	0:10	31	37	32	29	140	4.8	191	-17		0.7	1.3	0.2	0.9
Friday, January 24, 2014	20:10	0:10	31	42	32	29	284	6.0	189	-17		0.7	1.7	0.6	1.1
Friday, January 24, 2014	20:20	0:10	29	37	29	28	113	4.3	191	-17		0.7	1.7	0.4	0.9
Friday, January 24, 2014	20:30	0:10	30	59	30	28	23	4.9	183	-17		0.9	2.0	0.0	0.7
Friday, January 24, 2014	20:40	0:10	29	37	30	28	-20	3.6	173	-17		0.6	1.3	0.0	0.4
Friday, January 24, 2014	20:50	0:10	29	38	30	29	37	3.7	175	-17		0.9	1.7	0.2	0.7
Friday, January 24, 2014	21:00	0:10	30	34	32	29	169	5.0	177	-17		0.4	1.3	0.4	1.5
Friday, January 24, 2014	21:10	0:10	31	36	32	29	329	5.8	181	-17		0.2	0.9	0.2	1.1
Friday, January 24, 2014	21:20	0:10	29	32	30	28	128	4.7	179	-17		0.4	1.1	0.2	0.7
Friday, January 24, 2014	21:30	0:10	31	38	32	29	103	4.5	177	-17		0.4	0.9	0.2	0.7
Friday, January 24, 2014	21:40	0:10	31	36	32	29	245	5.7	180	-17		0.6	1.5	0.2	1.1
Friday, January 24, 2014	21:50	0:10	31	39	31	29	195	5.1	174	-17		0.2	0.7	0.0	0.7
Friday, January 24, 2014	22:00	0:10	34	64	32	29	178	4.9	170	-17		0.6	1.1	0.4	1.1
Friday, January 24, 2014	22:10	0:10	31	36	32	29	390	6.4	164	-17		0.2	0.7	0.2	1.1
Friday, January 24, 2014	22:20	0:10	29	34	30	28	3	5.8	161	-17		0.2	0.7	0.0	0.6
Friday, January 24, 2014	22:30	0:10	29	35	31	28	-39	5.3	161	-17		0.4	1.1	0.0	0.6
Friday, January 24, 2014	22:40	0:10	30	34	30	29	-38	5.4	164	-17		0.6	1.1	0.0	0.4
Friday, January 24, 2014	22:50	0:10	30	35	30	29	49	4.5	169	-17		0.4	0.9	0.2	0.7
Friday, January 24, 2014	23:00	0:10	29	33	30	28	113	4.7	170	-17		0.2	0.7	0.0	0.6
Friday, January 24, 2014	23:10	0:10	30	34	31	29	33	5.4	168	-17		0.4	0.7	0.2	0.9
Friday, January 24, 2014	23:20	0:10	30	35	31	29	-39	6.1	165	-17		0.2	0.6	0.2	0.7
Friday, January 24, 2014	23:30	0:10	30	35	31	29	-37	5.3	164	-17		0.6	1.7	0.0	0.7
Friday, January 24, 2014	23:40	0:10	29	37	30	28	-37	4.9	165	-17		0.4	1.7	0.0	0.0
Friday, January 24, 2014	23:50	0:10	30	39	32	28	0	3.6	167	-17		0.2	0.7	0.2	1.3
Saturday, January 25, 2014	0:00	0:10	30	41	31	29	47	4.8	168	-17		0.4	0.9	0.2	0.9
Saturday, January 25, 2014	0:10	0:10	30	33	31	29	33	5.3	168	-17		0.6	1.3	0.0	0.6
Saturday, January 25, 2014	0:20	0:10	29	32	30	28	-39	4.9	172	-17		0.4	1.3	0.2	1.1
Saturday, January 25, 2014	0:30	0:10	29	33	29	28	-37	4.9	171	-17		0.2	0.7	0.2	0.7
Saturday, January 25, 2014	0:40	0:10	29	33	30	28	-37	5.3	172	-17		0.6	1.3	0.2	0.7
Saturday, January 25, 2014	0:50	0:10	29	32	30	28	-37	3.9	174	-17		0.2	0.7	0.2	0.7
Saturday, January 25, 2014	1:00	0:10	28	33	29	27	6	4.1	175	-17		0.2	0.9	0.0	0.6
Saturday, January 25, 2014	1:10	0:10	30	34	31	29	203	5.3	174	-17		0.4	0.9	0.2	0.7
Saturday, January 25, 2014	1:20	0:10	31	37	32	29	297	5.9	175	-17		0.4	1.5	0.4	1.1
Saturday, January 25, 2014	1:30	0:10	30	38	31	29	137	4.7	176	-17		0.0	0.4	0.2	0.9
Saturday, January 25, 2014	1:40	0:10	30	38	31	29	110	4.5	183	-16		0.2	0.7	0.2	0.9
Saturday, January 25, 2014	1:50	0:10	31	38	32	30	13	3.3	182	-16		0.2	0.9	0.0	0.7
Saturday, January 25, 2014	2:00	0:10	31	36	32	29	155	4.8	178	-16		0.2	0.7	0.0	0.7
Saturday, January 25, 2014	2:10	0:10	31	37	32	29	170	5.1	176	-16		0.6	0.9	0.0	0.6
Saturday, January 25, 2014	2:20	0:10	32	37	33	30	510	6.7	168	-16		0.4	0.7	0.0	0.0
Saturday, January 25, 2014	2:30	0:10	31	35	32	30	379	6.3	163	-16		0.2	0.6	0.0	0.6
Saturday, January 25, 2014	2:40	0:10	30	40	32	28	152	4.5	161	-16		0.6	0.9	0.0	0.7
Saturday, January 25, 2014	2:50	0:10	28	39	29	27	46	3.9	163	-16		0.4	0.7	0.0	0.7
Saturday, January 25, 2014	3:00	0:10	28	30	29	27	72	4.2	173	-16		0.4	0.7	0.0	0.2
Saturday, January 25, 2014	3:10	0:10	28	31	28	27	57	4.0	179	-16		0.6	1.3	0.0	0.0
Saturday, January 25, 2014	3:20	0:10	29	32	29	28	-9	4.1	176	-16		0.4	0.9	0.0	0.0
Saturday, January 25, 2014	3:30	0:10	29	39	30	28	-36	4.5	182	-16		0.4	1.3	0.0	0.0
Saturday, January 25, 2014	3:40	0:10	30	37	31	28	20	4.7	180	-16		0.6	1.3	0.2	0.9
Saturday, January 25, 2014	3:50	0:10	29	35	30	29	77	4.3	185	-15		0.4	0.9	0.2	1.3
Saturday, January 25, 2014	4:00	0:10	30	34	31	29	12	3.6	185	-15		0.4	1.1	0.4	1.3
Saturday, January 25, 2014	4:10	0:10	31	35	32	30	75	4.3	184	-15		0.4	1.3	0.2	1.3
Saturday, January 25, 2014	4:20	0:10	32	45	33	31	164	4.8	181	-16		0.7	1.9	0.7	2.2
Saturday, January 25, 2014	4:30	0:10	31	44	32	30	133	4.6	179	-15		0.6	2.0	0.7	1.9
Saturday, January 25, 2014	4:40	0:10	31	37	32	30	165	4.8	179	-15		0.6	1.9	0.4	1.5
Saturday, January 25, 2014	4:50	0:10	33	39	35	32	618	7.3	183	-15		0.4	0.9	0.6	1.7
Saturday, January 25, 2014	5:00	0:10	34	41	35	32	1043	8.5	183	-15		0.4	1.1	0.6	1.7
Saturday, January 25, 2014	5:10	0:10	34	40	35	32	1264	9.4	181	-15		0.4	1.5	0.4	1.5
Saturday, January 25, 2014	5:20	0:10	33	38	35	32	1176	9.1	182	-15		0.4	0.9	0.4	1.7
Saturday, January 25, 2014	5:30	0:10	33	38	35	32	534	6.7	174	-15		0.6	1.3	0.2	0.7
Saturday, January 25, 2014	5:40	0:10	33	37	34	32	334	5.9	166	-15		0.7	1.9	0.6	2.8
Saturday, January 25, 2014	5:50	0:10	34	38	35	32	521	6.4	169	-15		0.7	1.7	0.7	2.6
Saturday, January 25, 2014	6:00	0:10	35	38	36	34	863	7.7	171	-15		0.6	1.3	0.7	2.0
Saturday, January 25, 2014	6:10	0:10	36	39	37	35	1132	9.1	172	-15		0.4	1.1	0.9	2.2
Saturday, January 25, 2014	6:20	0:10	35	39	37	34	1241	8.9	171	-15		0.6	1.5	1.3	2.8
Saturday, January 25, 2014	6:30	0:10	35	43	37	33	852	7.3	165	-15		0.6	1.5	1.3	3.0
Saturday, January 25, 2014	6:40	0:10	35	46	37	34	848	7.3	163	-16		0.9	1.9	0.7	2.4
Saturday, January 25, 2014	6:50	0:10	35	43	36	33	845	7.6	164	-16		0.6	1.1	1.1	3.3
Saturday, January 25, 2014	7:00	0:10	35	41	37	34	1287	9.3	169	-16		0.7	2.0	1.5	4.3
Saturday, January 25, 2014	7:10	0:10	35	47	36	34	1166	8.8	168	-16		0.6	1.5	1.1	2.8
Saturday, January 25, 2014	7:20	0:10	35	46	37	34	883	7.5	167	-16		0.6	1.1	0.2	2.2
Saturday, January 25, 2014	7:30	0:10	37	48	40	34	748	7.3	167	-15		0.4	1.5	0.4	0.9
Saturday, January 25, 2014	7:40	0:10	36	52	38	33	471	6.2	166	-15		0.6	1.3	0.4	1.1
Saturday, January 25, 2014	7:50	0:10	36	46	38	34	627	6.7	165	-15		0.6	1.5	0.6	2.8
Saturday, January 25, 2014	8:00	0:10	37	50	38	35	590	6.6	162	-15		0.6	1.9	0.9	2.4
Saturday, January 25, 2014	8:10	0:10	36	54	38	34	598	6.7	160	-15		0.7	3.2	0.9	2.4
Saturday, January 25, 2014	8:20	0:10	35	49	37	34	463	6.4	155	-14		0.9	2.0	0.7	1.9
Saturday, January 25, 2014	8:30	0:10	37	48	37	35	540	7.0	151	-14		0.9	2.2	0.9	2.4
Saturday, January 25, 2014	8:40	0:10	36	48	37	35	416	6.4	150	-14		0.9	3.0	0.6	1.5
Saturday, January 25, 2014	8:50	0:10	35	42	36	33	299	5.6	148	-14		1.1	2.8	0.4	1.7
Saturday, January 25, 2014	9:00	0:10	38	58	39	34	321	6.0	152	-14		1.3	3.9	0.7	1.7
Saturday, January 25, 2014	9:10	0:10	35	43	37	34	334	5.9	151	-14		0.9	2.6	0.6	2.0
Saturday, January 25, 2014	9:20	0:10	34	44	35	33	143	5.1	151	-14		1.1	2.6	0.9	3.3
Saturday, January 25, 2014	9:30	0:10	34	42	36	32	-41	5.1	152	-13		1.1	3.0	0.9	2.4
Saturday, January 25, 2014	9:40	0:10	34	47	35	32	-40	5.1	154	-13		1.1	3.0	0.6	1.5
Saturday, January 25, 2014	9:50	0:10	34	49	35	31	18	4.5	152	-13		1.3	3.3	0.9	3.9
Saturday, January 25, 2014	10:00	0:10	33	47	35	31	46	4.8	153	-13		1.3	2.8	0.9	3.0
Saturday, January 25, 2014	10:10	0:10	32	45	33	30	-26	5.0	155	-12		1.1	2.6	0.9	2.2
Saturday, January 25, 2014	10:20	0:10	35	49	37	31	-37	4.3	155	-12		1.1	3.7	0.6	1.9
Saturday, January 25, 2014	10:30	0:10	35	61	37	33	-4	5.4	153	-12					

Table B-4: Location 2 Winter Compliance Evaluation

Date	Time	Duration	Leq	Lmax	L(10)	L(90)	WT E2	WT E2	Onsite Met	Onsite Met	NWS Plymouth	Loc. 2	Loc. 2	Loc. 6	Loc. 6
	Start Time	(min)	(dBA)	(dBA)	(dBA)	(dBA)	Output (kW)	HH WS (m/s)	WD @ 75m (degrees)	Temp. (°C)	Precip. Obs.	Avg. WS @ 2m (m/s)	Gust WS @ 2m (m/s)	Avg. WS @ 2m (m/s)	Gust WS @ 2m (m/s)
Saturday, January 25, 2014	12:50	0:10	31	37	33	30	-24	3.6	173	-9		0.6	1.3	1.1	3.5
Saturday, January 25, 2014	13:00	0:10	50	72	40	30	60	4.1	172	-9		0.7	1.5	1.1	2.6
Saturday, January 25, 2014	13:10	0:10	51	74	48	33	122	4.7	180	-9		0.6	1.5	1.3	2.8
Saturday, January 25, 2014	13:20	0:10	38	55	41	32	15	4.5	179	-9		0.6	1.9	1.3	3.3
Saturday, January 25, 2014	13:30	0:10	34	41	35	32	50	4.2	181	-8		0.4	1.5	1.3	3.0
Saturday, January 25, 2014	13:40	0:10	33	45	34	31	-15	4.1	181	-8		0.7	2.0	1.1	3.7
Saturday, January 25, 2014	13:50	0:10	35	51	36	33	-44	4.7	174	-8	1	0.9	3.3	0.7	2.4
Saturday, January 25, 2014	14:00	0:10	37	57	36	33	102	4.7	173	-8	1	0.7	2.6	0.6	1.7
Saturday, January 25, 2014	14:10	0:10	36	54	38	33	159	4.9	173	-8	1	1.1	3.9	0.6	2.0
Saturday, January 25, 2014	14:20	0:10	31	38	32	30	-23	3.3	179	-8	1	0.7	1.9	0.7	2.4
Saturday, January 25, 2014	14:30	0:10	31	40	32	29	-41	3.0	177	-8	1	0.6	1.5	1.1	3.0
Saturday, January 25, 2014	14:40	0:10	32	50	33	30	-39	3.0	175	-8	1	0.6	1.5	0.9	2.6
Saturday, January 25, 2014	14:50	0:10	33	40	34	31	-17	3.8	173	-8	1	0.6	1.9	1.3	3.0
Saturday, January 25, 2014	15:00	0:10	33	40	34	32	-31	3.1	173	-8	1	0.4	0.9	1.1	3.3
Saturday, January 25, 2014	15:10	0:10	35	41	36	33	-21	3.2	173	-8	1	0.6	1.1	0.9	2.8
Saturday, January 25, 2014	15:20	0:10	36	40	37	34	209	5.2	175	-8	1	0.6	1.3	0.7	2.0
Saturday, January 25, 2014	15:30	0:10	36	49	37	34	255	5.6	177	-8	1	0.2	0.9	0.7	2.8
Saturday, January 25, 2014	15:40	0:10	36	41	37	34	514	6.9	178	-8	1	0.6	2.2	1.1	2.2
Saturday, January 25, 2014	15:50	0:10	37	50	37	35	472	6.2	177	-8	1	0.6	1.5	0.4	1.5
Saturday, January 25, 2014	16:00	0:10	38	54	38	35	538	6.7	179	-8	1	0.2	0.7	0.6	2.4
Saturday, January 25, 2014	16:10	0:10	36	46	38	34	560	7.2	181	-8	1	0.6	2.0	0.7	2.2
Saturday, January 25, 2014	16:20	0:10	37	48	38	33	560	7.0	180	-8	1	0.6	1.5	0.4	1.5
Saturday, January 25, 2014	16:30	0:10	37	54	38	33	637	7.3	182	-8	1	0.4	1.7	0.6	1.3
Saturday, January 25, 2014	16:40	0:10	37	50	38	34	611	7.2	181	-8	1	0.6	1.7	0.9	1.9
Saturday, January 25, 2014	16:50	0:10	38	60	38	34	803	7.8	177	-8	1	0.6	2.4	0.6	1.7
Saturday, January 25, 2014	17:00	0:10	36	44	38	35	832	8.0	180	-8	1	0.6	1.1	0.6	1.3
Saturday, January 25, 2014	17:10	0:10	38	59	38	35	819	7.9	180	-8	1	0.4	0.9	0.7	1.7
Saturday, January 25, 2014	17:20	0:10	35	45	36	31	756	7.5	181	-8	1	0.4	1.1	0.7	1.9
Saturday, January 25, 2014	17:30	0:10	33	38	35	32	493	6.7	179	-8	1	0.2	0.7	0.4	1.9
Saturday, January 25, 2014	17:40	0:10	34	41	36	32	438	6.4	179	-8	1	0.0	0.6	0.2	0.7
Saturday, January 25, 2014	17:50	0:10	35	56	36	32	511	7.0	184	-8	1	0.2	0.6	0.2	0.7
Saturday, January 25, 2014	18:00	0:10	33	38	35	31	635	7.5	183	-8	1	0.0	0.6	0.2	1.1
Saturday, January 25, 2014	18:10	0:10	34	40	36	32	572	7.4	184	-8	1	0.0	0.7	0.0	0.0
Saturday, January 25, 2014	18:20	0:10	34	39	36	31	560	7.4	185	-8	1	0.2	0.9	0.0	1.1
Saturday, January 25, 2014	18:30	0:10	34	37	35	32	510	7.1	188	-8	1	0.2	0.9	0.0	0.6
Saturday, January 25, 2014	18:40	0:10	34	38	35	32	377	6.3	197	-8	1	0.0	0.4	0.2	0.9
Saturday, January 25, 2014	18:50	0:10	33	42	35	30	408	6.5	212	-8	1	0.0	0.6	0.4	1.3
Saturday, January 25, 2014	19:00	0:10	34	42	36	31	594	7.7	218	-9	1	0.7	2.2	0.2	0.9
Saturday, January 25, 2014	19:10	0:10	34	43	36	31	525	7.4	217	-9	1	0.9	3.3	0.2	0.9
Saturday, January 25, 2014	19:20	0:10	35	47	38	31	488	7.0	214	-9	1	0.6	0.9	0.4	1.7
Saturday, January 25, 2014	19:30	0:10	32	39	33	30	803	8.1	216	-9	1	0.6	1.3	0.2	0.9
Saturday, January 25, 2014	19:40	0:10	38	68	35	30	499	7.1	217	-9	1	0.2	0.6	0.4	0.9
Saturday, January 25, 2014	19:50	0:10	30	37	31	29	290	6.0	219	-9	1	0.4	0.9	0.6	2.6
Saturday, January 25, 2014	20:00	0:10	29	40	29	27	290	6.1	225	-9	1	0.0	0.2	0.4	1.9
Saturday, January 25, 2014	20:10	0:10	29	37	30	28	310	6.2	238	-9	1	0.6	1.1	0.9	2.2
Saturday, January 25, 2014	20:20	0:10	30	37	32	29	330	6.1	236	-9	1	0.4	0.9	0.6	2.6
Saturday, January 25, 2014	20:30	0:10	29	41	31	28	300	6.2	235	-10	1	0.2	0.6	0.4	1.7
Saturday, January 25, 2014	20:40	0:10	30	37	31	28	424	6.8	237	-10	1	0.2	0.6	0.7	2.2
Saturday, January 25, 2014	20:50	0:10	31	35	32	29	517	7.1	242	-10	1	0.6	1.5	1.1	2.8
Saturday, January 25, 2014	21:00	0:10	31	41	33	30	704	7.7	240	-10	1	0.2	1.1	1.3	3.3
Saturday, January 25, 2014	21:10	0:10	32	38	34	31	781	8.0	238	-10	1	0.4	1.1	1.3	3.0
Saturday, January 25, 2014	21:20	0:10	31	37	33	30	476	6.8	240	-10	1	0.7	1.3	1.1	2.8
Saturday, January 25, 2014	21:30	0:10	31	37	32	29	447	6.7	242	-10	1	0.2	0.9	1.3	3.5
Saturday, January 25, 2014	21:40	0:10	30	37	32	29	480	6.8	244	-10	1	0.4	0.9	0.9	2.2
Saturday, January 25, 2014	21:50	0:10	30	41	31	29	678	7.6	247	-10	1	0.4	0.9	1.3	3.3
Saturday, January 25, 2014	22:00	0:10	30	34	31	29	686	7.7	251	-10	1	0.4	0.9	1.1	3.5
Saturday, January 25, 2014	22:10	0:10	30	34	31	29	759	8.1	251	-10	1	0.6	0.7	1.1	3.3
Saturday, January 25, 2014	22:20	0:10	31	35	32	29	1087	9.0	255	-10	1	0.6	0.9	1.1	3.0
Saturday, January 25, 2014	22:30	0:10	30	38	32	29	923	8.5	250	-10	1	0.6	0.9	0.9	3.7
Saturday, January 25, 2014	22:40	0:10	30	36	32	29	1112	8.9	261	-10	1	0.6	0.9	1.5	4.1
Saturday, January 25, 2014	22:50	0:10	33	51	35	30	669	7.5	275	-10	1	0.6	1.1	1.5	3.5
Saturday, January 25, 2014	23:00	0:10	33	39	35	29	507	7.0	270	-10	1	0.6	1.1	1.3	3.7
Saturday, January 25, 2014	23:10	0:10	36	40	36	35	743	7.7	272	-10	1	0.2	0.7	1.5	3.7
Saturday, January 25, 2014	23:20	0:10	34	38	36	31	575	7.1	272	-10	1	0.4	0.9	1.3	2.6
Saturday, January 25, 2014	23:30	0:10	31	35	32	30	353	6.2	267	-10	1	0.4	1.3	1.5	3.3
Saturday, January 25, 2014	23:40	0:10	31	35	32	30	512	7.0	260	-10	1	0.2	0.7	1.3	3.2
Saturday, January 25, 2014	23:50	0:10	32	36	33	31	392	6.5	254	-10	1	0.4	1.1	1.3	2.8
Sunday, January 26, 2014	0:00	0:10	32	37	33	31	645	7.3	247	-10	1	0.2	0.7	1.3	2.6
Sunday, January 26, 2014	0:10	0:10	33	38	34	32	783	7.9	265	-10	1	0.2	0.7	1.1	3.2
Sunday, January 26, 2014	0:20	0:10	32	38	33	31	860	8.1	265	-10	1	0.4	0.9	1.3	3.7
Sunday, January 26, 2014	0:30	0:10	32	39	33	31	751	7.6	264	-10	1	0.2	1.1	1.5	3.5
Sunday, January 26, 2014	0:40	0:10	32	39	34	31	464	6.6	269	-11	1	0.4	1.1	1.5	3.3
Sunday, January 26, 2014	0:50	0:10	32	42	33	31	452	6.7	271	-10	1	0.6	1.1	1.3	3.9
Sunday, January 26, 2014	1:00	0:10	35	41	36	33	883	8.2	273	-10	1	0.6	1.3	1.3	2.8
Sunday, January 26, 2014	1:10	0:10	34	39	36	33	1129	9.2	275	-10	1	0.4	2.0	2.0	5.7
Sunday, January 26, 2014	1:20	0:10	35	56	36	33	1986	14.1	275	-10	1	0.7	2.0	2.0	4.8
Sunday, January 26, 2014	1:30	0:10	36	56	38	35	1956	13.4	274	-10	1	0.9	2.6	2.0	5.4
Sunday, January 26, 2014	1:40	0:10	36	41	37	34	1965	13.6	277	-11	1	0.6	2.0	1.7	5.4
Sunday, January 26, 2014	1:50	0:10	36	44	37	35	1995	13.9	278	-11	1	0.7	2.2	1.7	3.7
Sunday, January 26, 2014	2:00	0:10	36	52	37	34	1998	14.3	274	-11	1	0.7	2.8	2.2	6.7
Sunday, January 26, 2014	2:10	0:10	35	43	36	34	1992	14.2	277	-11	1	0.7	2.2	2.4	6.7
Sunday, January 26, 2014	2:20	0:10	34	44	35	33	1960	12.6	273	-11	1	0.7	2.2	2.2	5.6
Sunday, January 26, 2014	2:30	0:10	36	47	37	34	1967	13.1	271	-11	1	0.7	2.8	2.4	6.1
Sunday, January 26, 2014	2:40	0:10	39	51	40	36	1665	11.7	284	-11	1	0.9	3.3	2.0	5.4
Sunday, January 26, 2014	2:50	0:10	40	54	42	38	1709	11.4	279	-11	1	1.3	3.5	2.0	5.2
Sunday, January 26, 2014	3:00	0:10	39	52	40	37	1978	13.5	276	-12	1	1.1	2.8	2.0	5.2
Sunday, January 26, 2014	3:10	0:10	40	51	41	37	1998	13.9	271	-12	1	1.1	3.0	2.4	6.7
Sunday, January 26, 2014	3:20	0:10													

Table B-4: Location 2 Winter Compliance Evaluation

Date	Time	Duration	Leq	Lmax	L(10)	L(90)	WT E2	WT E2	Onsite Met	Onsite Met	NWS Plymouth	Loc. 2	Loc. 2	Loc. 6	Loc. 6
	Start Time	(min)	(dBA)	(dBA)	(dBA)	(dBA)	Output (kW)	HH WS (m/s)	WD @ 75m (degrees)	Temp. (°C)	Precip. Obs.	Avg. WS @ 2m (m/s)	Gust WS @ 2m (m/s)	Avg. WS @ 2m (m/s)	Gust WS @ 2m (m/s)
Sunday, January 26, 2014	5:50	0:10	38	51	40	36	1743	11.6	276	-17		1.1	3.0	2.4	6.1
Sunday, January 26, 2014	6:00	0:10	36	45	38	34	1720	11.6	284	-18		0.7	2.8	2.6	5.9
Sunday, January 26, 2014	6:10	0:10	35	46	37	33	1985	15.6	279	-18		0.9	3.2	3.0	10.0
Sunday, January 26, 2014	6:20	0:10	39	55	42	36	1983	15.3	282	-18		1.5	3.5	2.8	6.9
Sunday, January 26, 2014	6:30	0:10	39	53	41	36	1759	10.7	286	-18		1.3	3.9	2.6	5.4
Sunday, January 26, 2014	6:40	0:10	39	52	42	35	1877	12.3	292	-19		1.5	3.9	2.4	5.6
Sunday, January 26, 2014	6:50	0:10	36	51	37	34	1983	13.6	285	-19		1.1	3.9	2.0	4.8
Sunday, January 26, 2014	7:00	0:10	37	50	40	33	1984	13.7	288	-19		0.9	3.5	2.0	5.7
Sunday, January 26, 2014	7:10	0:10	35	51	38	33	1971	13.6	299	-20		1.1	2.8	1.3	3.5
Sunday, January 26, 2014	7:20	0:10	35	52	36	32	1970	13.4	299	-20		0.6	2.2	0.9	2.4
Sunday, January 26, 2014	7:30	0:10	34	49	35	32	1947	12.6	300	-20		0.7	2.4	1.1	3.3
Sunday, January 26, 2014	7:40	0:10	34	45	35	32	1970	13.1	304	-21		0.7	2.0	1.5	3.7
Sunday, January 26, 2014	7:50	0:10	38	57	41	32	1945	12.9	301	-21		1.1	3.9	1.5	3.7
Sunday, January 26, 2014	8:00	0:10	37	49	38	34	1924	11.8	289	-20		1.1	3.0	1.3	3.3
Sunday, January 26, 2014	8:10	0:10	39	55	40	35	1864	11.0	293	-20		1.3	4.6	1.1	2.6
Sunday, January 26, 2014	8:20	0:10	35	46	36	33	1624	10.6	298	-20		0.9	2.2	1.3	3.2
Sunday, January 26, 2014	8:30	0:10	36	54	39	33	1873	11.6	298	-20		0.9	2.6	1.5	4.3
Sunday, January 26, 2014	8:40	0:10	37	53	39	33	1833	11.3	295	-20		1.1	3.3	1.7	4.3
Sunday, January 26, 2014	8:50	0:10	38	52	39	34	1915	11.9	299	-20		1.3	4.4	1.5	4.3
Sunday, January 26, 2014	9:00	0:10	40	63	42	34	1864	11.2	297	-20		1.3	4.4	1.7	5.0
Sunday, January 26, 2014	9:10	0:10	43	56	47	35	1897	12.1	293	-20		1.5	4.4	1.7	5.2
Sunday, January 26, 2014	9:20	0:10	38	53	40	35	1807	11.4	295	-19		1.3	4.6	1.7	5.4
Sunday, January 26, 2014	9:30	0:10	42	63	43	35	1829	11.0	295	-19		1.5	3.7	1.5	3.0
Sunday, January 26, 2014	9:40	0:10	39	55	40	34	1866	11.8	290	-19		1.1	5.2	2.2	6.9
Sunday, January 26, 2014	9:50	0:10	36	43	38	35	1730	11.3	292	-19		0.9	2.6	2.2	5.2
Sunday, January 26, 2014	10:00	0:10	38	56	41	34	1653	10.5	291	-18		1.3	3.9	2.8	6.7
Sunday, January 26, 2014	10:10	0:10	36	48	37	33	1131	9.2	294	-18		0.9	3.7	2.2	5.4
Sunday, January 26, 2014	10:20	0:10	36	53	37	33	978	8.8	289	-18		1.1	2.8	2.4	6.3
Sunday, January 26, 2014	10:30	0:10	37	49	40	32	934	8.8	282	-18		1.1	4.1	2.2	5.0
Sunday, January 26, 2014	10:40	0:10	37	51	40	32	856	8.2	278	-17		1.3	3.0	2.4	5.4
Sunday, January 26, 2014	10:50	0:10	37	50	39	33	1723	11.5	278	-17		0.9	2.6	2.4	5.0
Sunday, January 26, 2014	11:00	0:10	37	50	39	33	1107	8.8	276	-17		1.1	3.0	1.9	4.4
Sunday, January 26, 2014	11:10	0:10	38	50	41	33	1477	10.1	279	-16		1.7	3.5	1.7	4.6
Sunday, January 26, 2014	11:20	0:10	37	48	39	34	1607	10.7	285	-16		1.1	2.6	1.9	4.6
Sunday, January 26, 2014	11:30	0:10	36	49	39	32	1965	13.4	289	-16		1.3	3.3	1.5	4.8
Sunday, January 26, 2014	11:40	0:10	34	43	36	32	1934	12.8	280	-15		0.9	3.0	2.2	7.4
Sunday, January 26, 2014	11:50	0:10	37	46	39	34	1521	10.3	275	-15		1.1	3.0	2.6	7.4
Sunday, January 26, 2014	12:00	0:10	38	52	42	33	1631	11.4	272	-15		1.5	3.7	1.7	5.7
Sunday, January 26, 2014	12:10	0:10	40	56	42	35	1952	13.1	277	-15		1.5	5.7	2.4	4.6
Sunday, January 26, 2014	12:20	0:10	39	54	41	33	1975	14.1	277	-15		1.1	4.4	2.6	5.4
Sunday, January 26, 2014	12:30	0:10	41	58	44	36	1705	11.1	272	-15		1.9	5.6	2.4	6.1
Sunday, January 26, 2014	12:40	0:10	39	51	42	35	975	8.9	267	-15		1.5	3.3	2.2	5.0
Sunday, January 26, 2014	12:50	0:10	42	57	44	37	1613	11.0	263	-15		2.0	5.0	2.4	6.7
Sunday, January 26, 2014	13:00	0:10	40	52	42	37	1477	10.4	262	-15		1.3	3.7	2.8	6.9
Sunday, January 26, 2014	13:10	0:10	38	52	40	35	1885	13.6	280	-15		1.1	4.1	2.8	6.7
Sunday, January 26, 2014	13:20	0:10	42	58	45	35	1934	12.4	278	-15		1.9	4.8	1.9	5.2
Sunday, January 26, 2014	13:30	0:10	46	64	45	35	1941	12.4	285	-15		1.3	3.9	2.0	5.9
Sunday, January 26, 2014	13:40	0:10	38	62	40	32	1382	9.9	270	-14		1.5	3.3	2.8	7.2
Sunday, January 26, 2014	13:50	0:10	44	60	45	34	1360	9.7	263	-15		1.5	3.2	2.4	5.7
Sunday, January 26, 2014	14:00	0:10	36	55	39	32	1980	13.4	270	-15		1.3	4.1	1.9	4.8
Sunday, January 26, 2014	14:10	0:10	41	55	43	33	1987	13.3	262	-15		1.9	6.3	2.0	4.8
Sunday, January 26, 2014	14:20	0:10	38	55	41	34	1965	13.0	278	-14		1.5	3.5	1.5	4.1
Sunday, January 26, 2014	14:30	0:10	34	45	36	31	1781	11.2	277	-14		1.1	2.8	1.1	2.6
Sunday, January 26, 2014	14:40	0:10	48	72	43	33	1342	9.5	264	-15		0.9	3.2	1.7	3.5
Sunday, January 26, 2014	14:50	0:10	35	49	36	30	733	7.8	278	-14		1.3	3.9	1.7	4.4
Sunday, January 26, 2014	15:00	0:10	31	46	32	29	447	6.8	269	-14		0.7	2.2	1.9	5.6
Sunday, January 26, 2014	15:10	0:10	32	46	34	30	873	8.5	254	-14		1.1	3.0	1.9	4.4
Sunday, January 26, 2014	15:20	0:10	32	47	33	29	1247	9.4	234	-15		0.9	2.6	1.3	4.1
Sunday, January 26, 2014	15:30	0:10	31	46	33	29	1151	9.0	237	-15		0.9	3.0	1.5	5.0
Sunday, January 26, 2014	15:40	0:10	37	52	41	29	1398	9.9	239	-15		1.3	6.1	1.3	3.3
Sunday, January 26, 2014	15:50	0:10	35	60	37	29	1298	9.5	252	-15		1.1	2.8	1.1	3.7
Sunday, January 26, 2014	16:00	0:10	40	60	35	27	762	7.8	238	-15		0.7	2.0	1.3	3.7
Sunday, January 26, 2014	16:10	0:10	30	47	33	26	376	6.6	236	-15		0.7	2.2	0.7	2.4
Sunday, January 26, 2014	16:20	0:10	31	42	35	26	555	7.2	236	-15		0.2	0.7	0.2	1.3
Sunday, January 26, 2014	16:30	0:10	26	39	27	26	425	6.7	225	-15		0.2	0.7	0.4	1.9
Sunday, January 26, 2014	16:40	0:10	30	46	31	25	102	4.8	215	-15		0.6	1.3	0.9	2.6
Sunday, January 26, 2014	16:50	0:10	29	47	28	25	487	6.8	219	-15		0.4	1.1	0.9	2.8
Sunday, January 26, 2014	17:00	0:10	27	46	27	25	384	6.4	228	-15		0.6	1.1	0.6	1.5
Sunday, January 26, 2014	17:10	0:10	28	45	30	25	202	5.1	232	-16		0.6	1.5	0.2	1.5
Sunday, January 26, 2014	17:20	0:10	27	38	28	26	47	4.0	226	-15		0.4	0.7	0.6	2.0
Sunday, January 26, 2014	17:30	0:10	26	32	26	25	25	3.8	223	-16		0.4	0.9	0.4	1.3
Sunday, January 26, 2014	17:40	0:10	26	30	26	25	127	4.6	219	-15		0.4	0.9	0.2	0.9
Sunday, January 26, 2014	17:50	0:10	27	40	26	25	72	4.2	215	-15		0.2	0.6	0.4	0.9
Sunday, January 26, 2014	18:00	0:10	27	39	29	25	-15	3.7	210	-15		0.2	0.7	0.2	1.3
Sunday, January 26, 2014	18:10	0:10	27	51	27	25	48	4.2	199	-16		0.2	0.7	0.4	0.9
Sunday, January 26, 2014	18:20	0:10	26	39	26	25	71	4.2	184	-16		0.2	1.1	0.2	1.1
Sunday, January 26, 2014	18:30	0:10	26	49	27	26	46	4.6	185	-16		0.6	1.1	0.0	0.0
Sunday, January 26, 2014	18:40	0:10	27	45	27	26	174	5.2	190	-16		0.6	1.1	0.0	0.0
Sunday, January 26, 2014	18:50	0:10	34	49	38	26	156	5.1	201	-16		0.2	0.7	0.0	0.0
Sunday, January 26, 2014	19:00	0:10	27	44	27	26	89	4.6	195	-16		0.6	1.1	0.2	0.7
Sunday, January 26, 2014	19:10	0:10	26	33	27	26	101	4.6	189	-16		0.4	1.3	0.0	0.0
Sunday, January 26, 2014	19:20	0:10	27	31	27	26	112	4.7	177	-16		0.7	0.9	0.0	0.0
Sunday, January 26, 2014	19:30	0:10	27	36	28	26	41	4.0	167	-15		0.7	1.1	0.2	0.6
Sunday, January 26, 2014	19:40	0:10	27	36	27	26	15	3.6	170	-15		0.6	1.1	0.0	0.7
Sunday, January 26, 2014	19:50	0:10	28	42	29	27	0	3.4	168	-15		0.4	1.1	0.0	0.4
Sunday, January 26, 2014	20:00	0:10	28	33	29	27	19	3.8	167	-15		0.4	1.1	0.0	0.0
Sunday, January 26, 2014	20:10	0:10	30	33	31	28	26	3.8	166	-15		0.4	0.7	0.2	0.9
Sunday, January 26, 2014	20:20	0:10	29	44	30	28	-19	3.5							

Table B-4: Location 2 Winter Compliance Evaluation

Date	Time	Duration	Leq	Lmax	L(10)	L(90)	WT E2	WT E2	Onsite Met	Onsite Met	NWS Plymouth	Loc. 2	Loc. 2	Loc. 6	Loc. 6
	Start Time	(min)	(dBA)	(dBA)	(dBA)	(dBA)	Output (kW)	HH WS (m/s)	WD @ 75m (degrees)	Temp. (°C)	Precip. Obs.	Avg. WS @ 2m (m/s)	Gust WS @ 2m (m/s)	Avg. WS @ 2m (m/s)	Gust WS @ 2m (m/s)
Sunday, January 26, 2014	22:50	0:10	28	33	29	26	53	5.6	151	-15		0.6	1.3	0.2	1.5
Sunday, January 26, 2014	23:00	0:10	29	32	30	27	169	5.0	151	-15		0.2	0.6	0.2	0.9
Sunday, January 26, 2014	23:10	0:10	28	32	29	27	175	5.2	154	-15		0.2	0.6	0.4	1.7
Sunday, January 26, 2014	23:20	0:10	27	33	28	26	-37	4.4	152	-15		0.4	1.3	0.2	0.9
Sunday, January 26, 2014	23:30	0:10	27	32	28	26	-35	4.3	153	-14		0.4	0.9	0.2	1.5
Sunday, January 26, 2014	23:40	0:10	27	32	28	26	-34	4.7	159	-14		0.2	1.7	0.6	2.0
Sunday, January 26, 2014	23:50	0:10	27	35	29	26	-34	5.0	159	-14		0.6	1.5	0.4	1.7
Monday, January 27, 2014	0:00	0:10	27	32	28	27	-34	4.8	156	-14		0.7	1.7	0.2	0.9
Monday, January 27, 2014	0:10	0:10	27	31	28	26	-33	4.6	142	-14		0.4	1.3	0.7	2.0
Monday, January 27, 2014	0:20	0:10	27	37	27	26	-30	4.8	140	-14		0.4	1.3	0.4	1.5
Monday, January 27, 2014	0:30	0:10	27	34	28	26	-32	5.1	143	-14	1	0.6	1.1	0.4	1.1
Monday, January 27, 2014	0:40	0:10	27	31	28	26	-31	4.7	147	-14	1	0.4	1.7	0.6	1.3
Monday, January 27, 2014	0:50	0:10	28	38	29	26	-30	5.3	144	-14		0.4	1.7	0.6	1.7
Monday, January 27, 2014	1:00	0:10	27	36	28	26	-29	5.2	150	-14		0.4	1.3	0.4	1.1
Monday, January 27, 2014	1:10	0:10	27	39	28	26	-30	5.4	149	-14		0.6	1.3	0.4	1.1
Monday, January 27, 2014	1:20	0:10	26	37	27	25	-30	5.3	154	-14		0.4	1.3	0.4	1.1
Monday, January 27, 2014	1:30	0:10	26	28	26	25	-31	5.0	158	-14		0.4	0.9	0.2	1.3
Monday, January 27, 2014	1:40	0:10	27	38	27	25	-30	5.4	145	-14		0.2	1.5	0.2	1.1
Monday, January 27, 2014	1:50	0:10	27	38	28	25	-29	5.8	136	-14		0.4	1.5	0.4	1.1
Monday, January 27, 2014	2:00	0:10	29	39	31	27	-30	6.5	136	-14		0.7	2.6	0.6	1.1
Monday, January 27, 2014	2:10	0:10	31	43	32	29	-27	6.7	140	-14		0.6	2.2	0.7	1.7
Monday, January 27, 2014	2:20	0:10	30	41	32	28	-16	6.7	138	-14		0.6	1.9	0.4	1.5
Monday, January 27, 2014	2:30	0:10	28	31	29	27	-16	6.2	136	-14		0.6	1.7	0.7	2.0
Monday, January 27, 2014	2:40	0:10	28	33	29	27	-16	6.0	140	-14		0.7	2.0	0.6	1.5
Monday, January 27, 2014	2:50	0:10	28	37	29	27	-16	5.4	142	-13		0.4	1.3	0.4	1.1
Monday, January 27, 2014	3:00	0:10	28	36	29	27	-16	4.9	148	-13		0.2	0.7	0.4	1.3
Monday, January 27, 2014	3:10	0:10	28	34	29	27	-16	4.8	150	-13		0.6	1.7	0.7	1.5
Monday, January 27, 2014	3:20	0:10	30	37	32	28	-16	5.2	143	-13		0.7	1.5	0.6	1.3
Monday, January 27, 2014	3:30	0:10	30	38	32	28	-16	5.7	138	-13		1.1	2.2	0.9	2.4
Monday, January 27, 2014	3:40	0:10	31	37	33	29	-16	6.2	141	-13		1.5	3.0	0.7	1.7
Monday, January 27, 2014	3:50	0:10	30	38	31	28	-16	5.3	148	-13		1.1	2.2	0.6	1.1
Monday, January 27, 2014	4:00	0:10	29	40	31	27	-16	5.6	144	-13		1.1	2.8	0.7	2.0
Monday, January 27, 2014	4:10	0:10	28	35	29	27	-15	5.8	149	-13		0.9	1.9	0.6	2.0
Monday, January 27, 2014	4:20	0:10	28	32	29	27	-15	5.3	155	-13		0.6	1.9	0.7	1.9
Monday, January 27, 2014	4:30	0:10	30	41	32	28	-16	5.8	153	-13		1.5	2.6	0.7	1.7
Monday, January 27, 2014	4:40	0:10	29	38	31	28	-17	6.1	148	-13		1.3	2.8	0.4	1.5
Monday, January 27, 2014	4:50	0:10	30	34	31	28	-16	6.2	147	-12		1.1	1.9	0.6	1.5
Monday, January 27, 2014	5:00	0:10	29	36	31	28	-16	6.2	149	-12		1.1	2.4	0.6	1.3
Monday, January 27, 2014	5:10	0:10	31	38	32	29	-16	5.7	162	-12		1.3	2.8	0.6	1.3
Monday, January 27, 2014	5:20	0:10	31	45	31	28	-17	4.7	171	-11		1.1	2.2	0.7	1.5
Monday, January 27, 2014	5:30	0:10	31	36	32	29	-15	5.9	168	-11		1.1	2.2	0.7	1.5
Monday, January 27, 2014	5:40	0:10	31	35	32	30	-16	5.5	169	-10		0.7	1.5	0.4	1.1
Monday, January 27, 2014	5:50	0:10	31	36	33	30	-16	6.4	165	-10		0.9	2.0	0.4	1.1
Monday, January 27, 2014	6:00	0:10	34	41	36	32	-15	6.5	163	-10		0.7	2.0	0.4	0.9
Monday, January 27, 2014	6:10	0:10	34	40	36	32	-16	6.7	165	-10		1.1	2.0	0.7	1.7
Monday, January 27, 2014	6:20	0:10	35	42	37	31	-16	7.3	167	-10		1.1	2.0	1.1	1.9
Monday, January 27, 2014	6:30	0:10	36	44	38	34	-16	7.7	167	-10		1.5	3.3	0.7	1.9
Monday, January 27, 2014	6:40	0:10	35	46	37	33	-16	8.0	168	-10		1.3	2.6	0.7	1.7
Monday, January 27, 2014	6:50	0:10	35	46	37	33	-17	8.1	169	-10		0.9	2.6	0.7	1.7
Monday, January 27, 2014	7:00	0:10	35	43	37	33	-16	7.7	171	-10		0.9	2.8	0.6	1.3
Monday, January 27, 2014	7:10	0:10	36	43	37	34	-17	8.2	168	-10		0.6	1.5	0.9	1.5
Monday, January 27, 2014	7:20	0:10	36	42	37	34	-17	8.2	164	-9		0.6	1.9	0.4	0.9
Monday, January 27, 2014	7:30	0:10	34	55	35	32	-17	7.5	165	-9		0.6	1.7	0.7	1.5
Monday, January 27, 2014	7:40	0:10	35	48	37	32	-17	7.4	166	-9		0.6	1.5	0.9	1.9
Monday, January 27, 2014	7:50	0:10	37	53	38	35	-17	7.9	167	-10		0.6	2.0	0.7	1.7
Monday, January 27, 2014	8:00	0:10	38	52	39	37	-18	8.0	165	-9		0.7	2.0	0.7	1.5
Monday, January 27, 2014	8:10	0:10	38	52	39	37	-17	7.6	164	-9	1	0.6	2.4	0.9	1.7
Monday, January 27, 2014	8:20	0:10	37	43	39	36	-16	7.1	167	-9	1	0.4	0.9	0.9	2.0
Monday, January 27, 2014	8:30	0:10	39	63	39	36	-17	7.5	165	-9	1	0.4	1.5	1.3	2.0
Monday, January 27, 2014	8:40	0:10	39	58	40	36	-17	7.5	167	-9		0.6	1.9	1.1	1.9
Monday, January 27, 2014	8:50	0:10	38	63	38	36	-17	7.3	173	-9		0.6	2.2	1.3	1.9
Monday, January 27, 2014	9:00	0:10	40	65	39	37	-17	6.7	176	-9		0.7	1.9	1.1	2.0
Monday, January 27, 2014	9:10	0:10	37	45	38	36	-18	6.4	177	-8	1	0.6	1.7	0.7	1.7
Monday, January 27, 2014	9:20	0:10	37	47	38	36	-17	5.8	181	-7	1	0.7	1.9	0.6	1.1
Monday, January 27, 2014	9:30	0:10	39	61	42	36	198	6.4	181	-7	1	0.7	2.2	0.7	1.5
Monday, January 27, 2014	9:40	0:10	45	65	47	37	500	6.8	178	-7	1	0.9	2.8	0.9	2.0
Monday, January 27, 2014	9:50	0:10	39	46	40	37	673	7.2	178	-7	1	1.1	3.3	0.9	2.0
Monday, January 27, 2014	10:00	0:10	44	64	47	39	726	7.3	183	-7	1	1.1	2.8	0.6	1.9
Monday, January 27, 2014	10:10	0:10	47	52	49	39	521	7.2	186	-6	1	1.1	2.6	0.7	1.7
Monday, January 27, 2014	10:20	0:10	40	51	40	36	518	7.0	185	-6	1	0.9	2.4	0.7	1.7
Monday, January 27, 2014	10:30	0:10	39	48	40	37	461	6.8	188	-6		0.9	2.0	0.6	2.0
Monday, January 27, 2014	10:40	0:10	38	50	40	37	217	5.2	187	-6		0.6	1.9	0.4	1.9
Monday, January 27, 2014	10:50	0:10	38	47	39	36	93	4.0	193	-6		0.4	1.3	0.7	1.5
Monday, January 27, 2014	11:00	0:10	36	48	37	35	39	4.3	206	-6		0.7	1.7	0.4	1.3
Monday, January 27, 2014	11:10	0:10	37	53	38	36	687	7.7	234	-8		0.7	1.7	0.6	1.5
Monday, January 27, 2014	11:20	0:10	39	60	40	37	1070	8.9	257	-5		0.7	2.2	0.6	2.0
Monday, January 27, 2014	11:30	0:10	37	46	38	36	1975	12.5	248	-5	1	0.7	2.0	1.5	3.9
Monday, January 27, 2014	11:40	0:10	37	47	38	36	1982	13.0	256	-5	1	0.6	1.5	2.0	5.6
Monday, January 27, 2014	11:50	0:10	41	56	41	36	1859	11.7	258	-4	1	0.6	1.5	1.9	4.1
Monday, January 27, 2014	12:00	0:10	38	48	39	36	1879	12.4	268	-4	1	0.6	1.3	2.2	4.8
Monday, January 27, 2014	12:10	0:10	56	76	57	47	1938	13.7	271	-4	1	0.7	1.9	2.4	6.1
Monday, January 27, 2014	12:20	0:10	44	59	48	39	1964	14.7	269	-4	1	1.1	3.3	2.2	4.6
Monday, January 27, 2014	12:30	0:10	42	63	43	38	1922	13.0	259	-4	1	1.1	4.8	2.4	4.8
Monday, January 27, 2014	12:40	0:10	45	61	47	39	1983	14.2	267	-4	1	1.7	4.1	2.0	5.7
Monday, January 27, 2014	12:50	0:10	40	50	41	38	1981	14.1	268	-4	1	1.1	3.2	2.4	8.5
Monday, January 27, 2014	13:00	0:10	40	55	41	38	1977	15.1	266	-4	1	0.9	3.2	3.2	7.2
Monday, January 27, 2014	13:10	0:10	43	56	46	39	1996	17.6	262	-4	1	1.5	4.8	3.2	7.6
Monday, January 27, 2014	13:20	0:10	49	58	52	45	1992	17.5	269	-5	1	1.7	5.2	3.5	7.6
Monday, January 27, 2014	13:30	0:10	45	57	47	43	1997	19.7	267	-5					

Table B-4: Location 2 Winter Compliance Evaluation

Date	Time	Duration	Leq	Lmax	L(10)	L(90)	WT E2	WT E2	Onsite Met	Onsite Met	NWS Plymouth	Loc. 2	Loc. 2	Loc. 6	Loc. 6
	Start Time	(min)	(dBA)	(dBA)	(dBA)	(dBA)	Output (kW)	HH WS (m/s)	WD @ 75m (degrees)	Temp. (°C)	Precip. Obs.	Avg. WS @ 2m (m/s)	Gust WS @ 2m (m/s)	Avg. WS @ 2m (m/s)	Gust WS @ 2m (m/s)
Monday, January 27, 2014	15:50	0:10	44	55	47	36	1956	14.0	286	-8		1.7	5.9	2.8	6.7
Monday, January 27, 2014	16:00	0:10	46	58	50	38	1955	14.3	287	-8		1.7	4.4	2.4	4.8
Monday, January 27, 2014	16:10	0:10	47	63	50	41	1993	18.9	297	-9		1.9	7.0	2.6	7.8
Monday, January 27, 2014	16:20	0:10	44	56	46	40	1996	18.4	284	-9		1.3	3.5	2.8	6.1
Monday, January 27, 2014	16:30	0:10	41	52	43	38	1995	18.4	288	-10		1.3	5.0	3.0	7.2
Monday, January 27, 2014	16:40	0:10	47	58	49	41	1976	18.5	293	-10		1.7	4.8	3.2	8.0
Monday, January 27, 2014	16:50	0:10	41	54	43	38	1990	15.0	285	-10		1.3	4.3	3.2	8.2
Monday, January 27, 2014	17:00	0:10	45	59	49	38	1966	14.8	281	-11		1.5	4.8	3.2	9.3
Monday, January 27, 2014	17:10	0:10	45	57	49	38	1995	17.9	285	-11		1.7	4.8	3.2	7.4
Monday, January 27, 2014	17:20	0:10	43	57	47	39	1988	16.1	282	-11		1.5	4.8	3.3	6.9
Monday, January 27, 2014	17:30	0:10	45	59	48	39	1979	15.7	283	-11		1.7	4.4	3.2	8.9
Monday, January 27, 2014	17:40	0:10	47	69	49	39	1994	17.1	283	-11		1.7	5.9	3.5	9.1
Monday, January 27, 2014	17:50	0:10	40	53	42	36	1994	16.6	287	-11		1.1	4.4	3.0	7.0
Monday, January 27, 2014	18:00	0:10	39	52	41	36	1992	16.5	284	-12		1.1	3.2	3.0	7.2
Monday, January 27, 2014	18:10	0:10	38	46	40	35	1977	15.0	286	-12		1.1	3.7	3.2	6.1
Monday, January 27, 2014	18:20	0:10	35	49	36	33	1947	13.3	289	-12		1.1	3.0	2.4	6.1
Monday, January 27, 2014	18:30	0:10	34	49	37	31	1948	14.0	285	-12		0.9	2.6	2.8	6.1
Monday, January 27, 2014	18:40	0:10	35	47	37	31	1863	12.2	294	-12		0.9	2.6	3.3	6.7
Monday, January 27, 2014	18:50	0:10	32	46	33	30	1941	12.3	298	-12		0.6	1.3	2.8	6.3
Monday, January 27, 2014	19:00	0:10	35	59	36	30	1989	13.5	295	-12		0.6	1.7	2.2	6.1
Monday, January 27, 2014	19:10	0:10	35	46	38	31	1989	14.0	295	-12		0.9	3.7	2.4	6.7
Monday, January 27, 2014	19:20	0:10	33	46	34	31	1920	12.9	291	-12		0.6	1.9	1.9	4.6
Monday, January 27, 2014	19:30	0:10	34	47	36	31	1961	13.1	290	-13		0.9	3.2	1.7	4.4
Monday, January 27, 2014	19:40	0:10	33	49	35	31	1929	12.4	295	-13		0.7	2.6	2.0	4.4
Monday, January 27, 2014	19:50	0:10	35	57	36	31	1899	11.8	293	-13		0.9	4.1	1.9	4.1
Monday, January 27, 2014	20:00	0:10	32	53	33	30	1897	12.0	292	-13		0.4	1.5	2.0	5.2
Monday, January 27, 2014	20:10	0:10	32	45	35	30	1444	10.1	294	-13		0.6	1.9	2.0	5.6
Monday, January 27, 2014	20:20	0:10	32	51	34	30	1215	9.2	289	-13		0.6	1.7	1.9	5.0
Monday, January 27, 2014	20:30	0:10	35	49	38	30	1202	9.3	293	-13		0.9	3.2	1.9	4.1
Monday, January 27, 2014	20:40	0:10	35	51	36	31	1330	9.7	289	-13		0.9	3.9	1.7	4.6
Monday, January 27, 2014	20:50	0:10	32	39	33	30	1288	9.5	291	-13		0.7	2.2	1.7	3.5
Monday, January 27, 2014	21:00	0:10	30	36	31	28	866	8.2	295	-14		0.2	0.7	1.7	3.7
Monday, January 27, 2014	21:10	0:10	31	46	32	29	880	8.3	291	-14		0.6	1.7	1.7	4.1
Monday, January 27, 2014	21:20	0:10	31	39	33	30	1180	9.3	286	-14		0.4	1.3	1.7	3.7
Monday, January 27, 2014	21:30	0:10	31	43	32	29	991	8.6	297	-14		0.6	1.1	1.5	3.2
Monday, January 27, 2014	21:40	0:10	31	37	32	29	853	8.2	291	-14		0.6	1.3	1.3	4.1
Monday, January 27, 2014	21:50	0:10	31	37	32	29	963	8.4	291	-14		0.4	1.5	1.1	3.3
Monday, January 27, 2014	22:00	0:10	31	47	33	29	913	8.0	292	-14		0.4	0.9	1.1	4.1
Monday, January 27, 2014	22:10	0:10	32	46	35	30	664	7.7	288	-14		0.7	2.8	1.1	3.5
Monday, January 27, 2014	22:20	0:10	32	41	34	30	1209	9.4	294	-15		0.6	2.4	0.9	2.4
Monday, January 27, 2014	22:30	0:10	33	41	34	31	1741	10.9	296	-15		0.6	1.9	1.3	3.2
Monday, January 27, 2014	22:40	0:10	32	38	34	31	1467	9.8	295	-15		0.6	1.5	1.1	2.4
Monday, January 27, 2014	22:50	0:10	31	39	32	28	755	7.6	288	-15		0.6	1.9	1.5	3.3
Monday, January 27, 2014	23:00	0:10	30	36	31	28	326	5.9	286	-15		0.6	1.5	1.5	3.9
Monday, January 27, 2014	23:10	0:10	30	47	31	28	388	6.3	284	-15		0.6	1.7	1.9	4.6
Monday, January 27, 2014	23:20	0:10	31	43	32	28	407	6.3	279	-15		0.6	1.3	1.7	5.0
Monday, January 27, 2014	23:30	0:10	31	44	32	29	565	6.8	277	-15		0.6	1.1	1.7	4.4
Monday, January 27, 2014	23:40	0:10	31	55	32	29	466	7.0	277	-15		0.6	2.0	1.9	5.7
Monday, January 27, 2014	23:50	0:10	30	42	31	28	721	7.8	275	-15		0.6	1.3	1.9	5.4
Tuesday, January 28, 2014	0:00	0:10	30	40	32	28	808	7.7	275	-16		0.4	1.1	1.9	4.6
Tuesday, January 28, 2014	0:10	0:10	31	45	33	30	1127	8.9	278	-16		0.6	1.3	1.9	5.2
Tuesday, January 28, 2014	0:20	0:10	31	36	32	29	1125	8.8	277	-16		0.4	1.7	1.7	4.4
Tuesday, January 28, 2014	0:30	0:10	32	46	34	30	1078	8.8	279	-16		0.6	2.2	1.9	3.5
Tuesday, January 28, 2014	0:40	0:10	31	43	32	30	1289	8.9	277	-16		0.4	1.3	1.1	3.9
Tuesday, January 28, 2014	0:50	0:10	30	43	32	29	1275	9.4	275	-16		0.6	1.9	1.3	3.2
Tuesday, January 28, 2014	1:00	0:10	30	38	31	29	1263	8.9	273	-17		0.6	1.9	1.3	3.3
Tuesday, January 28, 2014	1:10	0:10	30	41	31	29	1523	9.9	276	-17		0.4	1.1	1.3	3.5
Tuesday, January 28, 2014	1:20	0:10	30	37	31	29	1787	10.7	276	-17		0.6	1.7	1.1	3.3
Tuesday, January 28, 2014	1:30	0:10	31	35	32	29	1897	11.1	276	-17		0.7	1.9	0.9	2.2
Tuesday, January 28, 2014	1:40	0:10	32	40	33	30	1749	10.5	279	-17		0.6	1.9	0.9	3.2
Tuesday, January 28, 2014	1:50	0:10	32	46	33	30	1958	11.9	280	-17		0.2	0.7	0.7	2.0
Tuesday, January 28, 2014	2:00	0:10	32	40	33	30	1787	10.7	279	-17		0.4	1.1	0.9	3.2
Tuesday, January 28, 2014	2:10	0:10	31	37	32	29	1595	10.0	280	-18		0.2	0.7	0.6	2.6
Tuesday, January 28, 2014	2:20	0:10	31	50	32	29	1416	9.6	280	-18		0.4	1.1	0.6	1.3
Tuesday, January 28, 2014	2:30	0:10	30	37	32	29	1465	9.7	278	-18		0.6	1.1	0.9	2.4
Tuesday, January 28, 2014	2:40	0:10	30	35	31	29	1221	8.9	278	-18		0.6	1.5	1.5	2.8
Tuesday, January 28, 2014	2:50	0:10	31	40	32	29	1457	9.6	279	-18		0.4	1.5	0.9	2.2
Tuesday, January 28, 2014	3:00	0:10	31	37	32	29	1457	9.6	281	-18		0.6	1.3	0.9	2.2
Tuesday, January 28, 2014	3:10	0:10	30	39	32	29	1721	10.4	280	-18		0.4	2.2	0.4	1.9
Tuesday, January 28, 2014	3:20	0:10	30	40	32	29	1710	10.3	276	-18		0.6	1.3	0.4	1.7
Tuesday, January 28, 2014	3:30	0:10	30	41	32	28	1318	9.3	271	-18		0.7	2.6	0.2	1.1
Tuesday, January 28, 2014	3:40	0:10	29	38	30	27	888	8.1	265	-19		0.4	0.9	0.7	2.0
Tuesday, January 28, 2014	3:50	0:10	27	31	28	25	551	7.0	264	-19		0.4	1.3	1.1	3.5
Tuesday, January 28, 2014	4:00	0:10	26	34	27	25	470	6.7	268	-18		0.4	0.9	0.9	2.2
Tuesday, January 28, 2014	4:10	0:10	28	39	29	27	733	7.5	264	-19		0.4	1.1	0.9	3.2
Tuesday, January 28, 2014	4:20	0:10	27	34	28	26	656	7.3	263	-19		0.4	1.5	0.7	3.0
Tuesday, January 28, 2014	4:30	0:10	26	35	27	25	511	6.8	258	-19		0.4	1.5	0.6	1.7
Tuesday, January 28, 2014	4:40	0:10	26	36	27	25	366	6.1	260	-19		0.6	1.1	1.1	3.3
Tuesday, January 28, 2014	4:50	0:10	28	40	28	27	289	5.8	252	-19		0.7	1.7	1.5	4.4
Tuesday, January 28, 2014	5:00	0:10	30	38	31	28	454	6.4	269	-19		0.9	1.9	1.1	3.2
Tuesday, January 28, 2014	5:10	0:10	30	34	31	29	1034	8.5	270	-19		0.7	1.5	1.5	3.9
Tuesday, January 28, 2014	5:20	0:10	31	35	32	30	1404	9.3	268	-19		0.6	1.5	1.5	3.9
Tuesday, January 28, 2014	5:30	0:10	32	39	33	31	1634	9.9	267	-19		0.4	0.9	1.3	3.3
Tuesday, January 28, 2014	5:40	0:10	33	37	34	32	1507	9.7	263	-19		0.4	1.3	1.5	3.7
Tuesday, January 28, 2014	5:50	0:10	34	40	36	32	881	8.0	270	-19		0.7	1.5	1.3	2.6
Tuesday, January 28, 2014	6:00	0:10	34	44	35	32	1185	9.0	267	-19		0.6	1.3	1.5	3.2
Tuesday, January 28, 2014	6:10	0:10	34	51	35	32	1192	8.7	268	-19		0.6	1.3	1.5	3.9
Tuesday, January 28, 2014	6:20	0:10	34	42	36	33	1624	9.9	2						

Table B-4: Location 2 Winter Compliance Evaluation

Date	Time	Duration	Leq	Lmax	L(10)	L(90)	WT E2	WT E2	Onsite Met	Onsite Met	NWS Plymouth	Loc. 2	Loc. 2	Loc. 6	Loc. 6
	Start Time	(min)	(dBA)	(dBA)	(dBA)	(dBA)	Output (kW)	HH WS (m/s)	WD @ 75m (degrees)	Temp. (°C)	Precip. Obs.	Avg. WS @ 2m (m/s)	Gust WS @ 2m (m/s)	Avg. WS @ 2m (m/s)	Gust WS @ 2m (m/s)
Tuesday, January 28, 2014	8:50	0:10	43	53	46	38	1995	15.8	275	-18		1.5	3.9	1.5	3.3
Tuesday, January 28, 2014	9:00	0:10	58	73	63	41	1987	14.0	277	-18		1.3	4.1	1.7	4.6
Tuesday, January 28, 2014	9:10	0:10	45	62	46	36	1839	11.8	277	-18		1.7	5.2	2.8	6.5
Tuesday, January 28, 2014	9:20	0:10	43	58	47	36	1461	10.4	275	-18		1.5	4.1	2.4	7.6
Tuesday, January 28, 2014	9:30	0:10	41	53	44	36	1603	11.0	277	-18		1.5	3.7	2.8	6.7
Tuesday, January 28, 2014	9:40	0:10	41	54	44	37	1845	12.7	283	-17		1.3	4.4	2.2	6.7
Tuesday, January 28, 2014	9:50	0:10	43	55	47	38	1912	12.9	284	-17		1.9	5.0	2.2	5.4
Tuesday, January 28, 2014	10:00	0:10	41	53	44	36	1901	12.7	281	-17		1.3	3.3	2.0	5.2
Tuesday, January 28, 2014	10:10	0:10	39	53	41	34	1886	12.4	277	-17		1.1	3.9	2.4	6.3
Tuesday, January 28, 2014	10:20	0:10	44	54	50	35	1869	12.4	282	-17		1.7	3.9	2.6	6.5
Tuesday, January 28, 2014	10:30	0:10	47	60	51	37	1578	10.6	293	-16		1.3	5.4	2.2	6.7
Tuesday, January 28, 2014	10:40	0:10	40	54	43	35	1721	11.3	297	-16		1.5	5.6	2.6	5.4
Tuesday, January 28, 2014	10:50	0:10	39	56	42	35	1620	10.8	288	-16		1.3	3.0	2.4	6.5
Tuesday, January 28, 2014	11:00	0:10	42	59	45	34	1121	8.9	283	-16		1.7	5.6	2.6	8.0
Tuesday, January 28, 2014	11:10	0:10	40	54	43	34	1119	9.0	283	-15		1.3	4.4	2.2	5.4
Tuesday, January 28, 2014	11:20	0:10	36	54	37	33	1654	11.0	286	-15		1.1	2.6	2.4	4.3
Tuesday, January 28, 2014	11:30	0:10	33	45	35	31	1699	11.2	297	-15		0.7	3.0	2.2	4.8
Tuesday, January 28, 2014	11:40	0:10	39	52	42	32	1394	9.6	281	-15		1.3	3.9	1.7	3.9
Tuesday, January 28, 2014	11:50	0:10	38	51	41	32	1474	10.4	280	-14		1.5	3.2	1.7	3.3
Tuesday, January 28, 2014	12:00	0:10	46	54	50	34	1589	10.3	276	-14		1.5	3.3	1.7	4.4
Tuesday, January 28, 2014	12:10	0:10	46	53	50	34	1245	9.2	288	-14		1.3	3.0	1.9	4.8
Tuesday, January 28, 2014	12:20	0:10	47	62	51	34	1330	9.7	276	-14		1.5	4.3	1.7	4.1
Tuesday, January 28, 2014	12:30	0:10	33	48	35	31	1371	9.4	268	-13		1.3	2.8	1.9	5.6
Tuesday, January 28, 2014	12:40	0:10	36	47	39	32	1193	9.2	294	-13		0.9	3.2	1.9	4.1
Tuesday, January 28, 2014	12:50	0:10	38	53	39	31	1186	9.1	278	-13		1.3	2.6	1.9	4.3
Tuesday, January 28, 2014	13:00	0:10	45	61	49	30	825	8.2	271	-13		0.7	2.6	1.5	3.9
Tuesday, January 28, 2014	13:10	0:10	40	55	41	29	749	7.8	258	-14		1.3	3.2	1.7	4.1
Tuesday, January 28, 2014	13:20	0:10	32	44	34	28	605	7.3	263	-14		1.1	3.7	1.9	4.1
Tuesday, January 28, 2014	13:30	0:10	39	59	37	27	741	7.8	277	-14		0.9	2.8	1.7	3.3
Tuesday, January 28, 2014	13:40	0:10	34	48	37	29	889	8.0	273	-13		1.1	4.1	1.7	4.4
Tuesday, January 28, 2014	13:50	0:10	34	61	36	28	504	6.7	279	-13		1.3	2.8	1.7	4.3
Tuesday, January 28, 2014	14:00	0:10	38	65	34	28	658	7.7	278	-13		1.1	3.5	1.3	2.6
Tuesday, January 28, 2014	14:10	0:10	33	48	33	28	1063	8.8	270	-13		0.9	4.3	1.7	5.2
Tuesday, January 28, 2014	14:20	0:10	35	56	35	28	681	7.5	271	-13		1.1	3.2	1.1	2.4
Tuesday, January 28, 2014	14:30	0:10	34	56	34	28	940	8.2	266	-13		1.1	2.4	1.1	3.9
Tuesday, January 28, 2014	14:40	0:10	33	54	35	28	904	8.2	263	-13		1.1	3.9	1.5	3.3
Tuesday, January 28, 2014	14:50	0:10	33	45	35	28	719	7.7	259	-14		0.9	3.0	1.5	3.2
Tuesday, January 28, 2014	15:00	0:10	35	49	38	28	826	8.1	270	-14		0.9	3.5	1.1	2.6
Tuesday, January 28, 2014	15:10	0:10	35	48	39	28	567	7.1	266	-14		0.9	1.9	0.9	2.8
Tuesday, January 28, 2014	15:20	0:10	42	63	42	27	359	6.3	243	-14		0.7	1.9	1.1	3.0
Tuesday, January 28, 2014	15:30	0:10	42	63	36	33	228	5.6	236	-14		0.4	1.3	0.9	2.4
Tuesday, January 28, 2014	15:40	0:10	33	38	34	32	513	6.9	240	-14		0.7	3.0	1.1	2.6
Tuesday, January 28, 2014	15:50	0:10	33	50	34	32	423	6.4	241	-14		0.9	2.8	1.1	3.0
Tuesday, January 28, 2014	16:00	0:10	34	48	36	32	195	5.4	247	-15		0.6	1.1	1.1	2.6
Tuesday, January 28, 2014	16:10	0:10	38	63	34	31	279	5.9	240	-15		0.2	1.5	0.7	2.6
Tuesday, January 28, 2014	16:20	0:10	42	59	41	32	457	6.8	239	-15		0.2	0.9	0.9	2.8
Tuesday, January 28, 2014	16:30	0:10	36	51	36	32	936	8.4	239	-15		0.6	1.5	0.9	2.2
Tuesday, January 28, 2014	16:40	0:10	33	44	33	32	859	8.1	240	-15		0.6	2.2	0.7	2.0
Tuesday, January 28, 2014	16:50	0:10	32	41	33	30	625	7.4	244	-15		0.2	0.7	0.6	1.5
Tuesday, January 28, 2014	17:00	0:10	33	54	34	31	675	7.6	244	-16		0.4	0.9	0.6	4.3
Tuesday, January 28, 2014	17:10	0:10	36	57	38	31	849	8.2	242	-16		0.6	1.1	0.4	1.9
Tuesday, January 28, 2014	17:20	0:10	36	52	38	31	1015	8.5	244	-16		0.4	1.1	0.2	1.1
Tuesday, January 28, 2014	17:30	0:10	32	46	32	31	738	7.9	242	-16		0.6	1.7	0.4	1.1
Tuesday, January 28, 2014	17:40	0:10	36	52	37	31	606	7.3	237	-16		0.4	0.9	0.2	0.9
Tuesday, January 28, 2014	17:50	0:10	46	56	52	27	482	6.9	235	-16		0.6	1.1	0.6	1.3
Tuesday, January 28, 2014	18:00	0:10	29	40	30	26	531	7.0	237	-16		0.7	1.5	0.0	0.4
Tuesday, January 28, 2014	18:10	0:10	35	54	36	27	455	6.8	229	-16		0.6	1.5	0.4	1.3
Tuesday, January 28, 2014	18:20	0:10	28	39	30	27	367	6.4	235	-16		0.7	2.0	0.4	1.5
Tuesday, January 28, 2014	18:30	0:10	34	54	38	26	342	6.3	234	-16		0.6	1.5	0.4	1.1
Tuesday, January 28, 2014	18:40	0:10	26	34	28	25	211	5.5	228	-16		0.6	1.5	0.4	0.9
Tuesday, January 28, 2014	18:50	0:10	26	36	28	25	238	5.9	222	-16		0.6	1.1	0.4	2.0
Tuesday, January 28, 2014	19:00	0:10	33	47	37	24	35	3.7	203	-17		0.7	1.7	0.0	0.9
Tuesday, January 28, 2014	19:10	0:10	31	49	32	25	-40	2.9	205	-17		0.9	1.9	0.2	2.2
Tuesday, January 28, 2014	19:20	0:10	28	41	28	24	13	3.9	209	-16		0.9	1.5	0.2	1.1
Tuesday, January 28, 2014	19:30	0:10	26	40	28	25	295	5.9	219	-16		0.7	1.5	0.2	0.9
Tuesday, January 28, 2014	19:40	0:10	26	44	27	24	216	5.5	229	-16		0.7	1.5	0.2	1.5
Tuesday, January 28, 2014	19:50	0:10	26	39	27	24	296	5.9	233	-16		0.7	1.7	0.0	0.7
Tuesday, January 28, 2014	20:00	0:10	38	54	42	25	170	5.1	239	-16		0.9	1.5	0.2	1.3
Tuesday, January 28, 2014	20:10	0:10	34	53	36	27	436	6.6	237	-17		0.9	1.9	0.0	0.7
Tuesday, January 28, 2014	20:20	0:10	26	36	27	25	285	6.0	240	-17		1.3	2.0	0.0	0.0
Tuesday, January 28, 2014	20:30	0:10	27	51	27	25	261	5.9	242	-17		1.3	1.9	0.0	0.0
Tuesday, January 28, 2014	20:40	0:10	27	41	28	26	326	6.0	244	-17		1.3	2.0	0.0	0.0
Tuesday, January 28, 2014	20:50	0:10	27	38	28	26	446	6.8	249	-17		1.3	2.2	0.2	1.1
Tuesday, January 28, 2014	21:00	0:10	29	55	30	26	332	6.0	253	-16		1.1	1.9	0.2	0.7
Tuesday, January 28, 2014	21:10	0:10	29	41	29	26	419	6.4	253	-16		0.7	1.7	0.2	0.6
Tuesday, January 28, 2014	21:20	0:10	28	31	29	27	591	7.2	258	-16		0.9	1.9	0.2	0.9
Tuesday, January 28, 2014	21:30	0:10	27	34	28	26	742	7.7	261	-16		0.9	1.7	0.2	0.9
Tuesday, January 28, 2014	21:40	0:10	27	37	28	26	578	7.3	257	-17		1.1	2.0	0.0	0.2
Tuesday, January 28, 2014	21:50	0:10	26	28	26	25	424	6.5	250	-17		1.5	2.0	0.0	0.0
Tuesday, January 28, 2014	22:00	0:10	26	32	27	25	266	5.9	249	-17		0.9	1.5	0.0	0.0
Tuesday, January 28, 2014	22:10	0:10	26	34	27	25	258	5.8	258	-17		0.6	0.9	0.2	0.7
Tuesday, January 28, 2014	22:20	0:10	27	47	28	26	439	6.6	257	-17		0.0	0.7	0.0	0.6
Tuesday, January 28, 2014	22:30	0:10	26	40	27	25	264	5.9	254	-16		0.0	0.0	0.0	0.4
Tuesday, January 28, 2014	22:40	0:10	26	30	26	25	226	5.6	252	-16		0.4	0.9	0.2	0.7
Tuesday, January 28, 2014	22:50	0:10	26	37	27	25	387	6.5	260	-16		0.4	0.9	0.0	0.2
Tuesday, January 28, 2014	23:00	0:10	26	35	27	25	394	6.3	262	-17		0.0	0.6	0.0	1.1
Tuesday, January 28, 2014	23:10	0:10	25	30	25	24	361	6.3	260	-16		0.2	0.6	0.0	0.0
Tuesday, January 28, 2014	23:20	0:10	29	46	27	24	465	6.8	257	-16		0.2</			

Table B-4: Location 2 Winter Compliance Evaluation

Date	Time	Duration	Leq	Lmax	L(10)	L(90)	WT E2	WT E2	Onsite Met	Onsite Met	NWS Plymouth	Loc. 2	Loc. 2	Loc. 6	Loc. 6
	Start Time	(min)	(dBA)	(dBA)	(dBA)	(dBA)	Output (kW)	HH WS (m/s)	WD @ 75m (degrees)	Temp. (°C)	Precip. Obs.	Avg. WS @ 2m (m/s)	Gust WS @ 2m (m/s)	Avg. WS @ 2m (m/s)	Gust WS @ 2m (m/s)
Wednesday, January 29, 2014	1:50	0:10	24	25	24	23	197	5.2	272	-17		0.2	0.4	0.2	0.7
Wednesday, January 29, 2014	2:00	0:10	25	38	26	24	143	4.9	276	-17		0.0	0.0	0.2	0.9
Wednesday, January 29, 2014	2:10	0:10	28	50	27	24	144	5.0	277	-17		0.0	0.6	0.2	0.7
Wednesday, January 29, 2014	2:20	0:10	26	41	26	24	164	5.0	278	-17		0.2	0.7	0.0	0.6
Wednesday, January 29, 2014	2:30	0:10	25	31	26	24	200	5.4	273	-17		0.0	0.4	0.0	0.0
Wednesday, January 29, 2014	2:40	0:10	25	37	26	25	307	6.0	273	-17		0.2	0.6	0.0	0.0
Wednesday, January 29, 2014	2:50	0:10	26	39	28	24	230	5.5	273	-17		0.2	0.7	0.0	0.0
Wednesday, January 29, 2014	3:00	0:10	25	34	26	23	211	5.4	277	-17		0.2	0.6	0.0	0.4
Wednesday, January 29, 2014	3:10	0:10	24	31	25	23	241	5.7	279	-17		0.2	0.7	0.0	0.2
Wednesday, January 29, 2014	3:20	0:10	25	32	26	23	250	5.9	276	-17		0.2	0.7	0.0	0.0
Wednesday, January 29, 2014	3:30	0:10	24	31	25	23	230	5.7	272	-17		0.0	0.0	0.0	0.0
Wednesday, January 29, 2014	3:40	0:10	26	41	26	23	224	5.7	266	-17		0.0	0.6	0.0	0.0
Wednesday, January 29, 2014	3:50	0:10	23	30	24	23	255	5.9	268	-17		0.0	0.0	0.0	0.0
Wednesday, January 29, 2014	4:00	0:10	23	32	23	22	171	5.2	269	-17		0.0	0.6	0.0	0.0
Wednesday, January 29, 2014	4:10	0:10	24	34	26	23	180	5.2	270	-17		0.0	0.0	0.0	0.0
Wednesday, January 29, 2014	4:20	0:10	23	30	24	22	123	4.7	271	-17		0.0	0.0	0.0	0.0
Wednesday, January 29, 2014	4:30	0:10	23	34	25	22	108	4.7	255	-18		0.2	0.6	0.0	0.0
Wednesday, January 29, 2014	4:40	0:10	23	43	23	22	35	4.1	252	-18		0.0	0.6	0.2	1.1
Wednesday, January 29, 2014	4:50	0:10	23	31	25	22	26	4.0	256	-17		0.0	0.6	0.0	0.6
Wednesday, January 29, 2014	5:00	0:10	25	38	27	22	-1	3.7	260	-17		0.4	0.7	0.0	0.4
Wednesday, January 29, 2014	5:10	0:10	24	35	26	23	5	3.7	258	-17		0.2	0.6	0.0	0.0
Wednesday, January 29, 2014	5:20	0:10	24	31	25	22	-23	3.2	252	-18		0.2	0.6	0.0	0.0
Wednesday, January 29, 2014	5:30	0:10	24	38	25	22	-41	2.5	243	-18		0.4	0.9	0.0	0.0
Wednesday, January 29, 2014	5:40	0:10	28	40	30	23	-40	2.8	248	-18		0.0	0.6	0.0	0.0
Wednesday, January 29, 2014	5:50	0:10	29	37	30	28	-43	2.6	252	-18		0.2	0.7	0.0	0.0
Wednesday, January 29, 2014	6:00	0:10	29	46	30	28	-40	2.7	250	-18		0.2	0.6	0.0	0.0
Wednesday, January 29, 2014	6:10	0:10	31	43	32	29	-34	3.1	256	-19		0.2	0.7	0.0	0.0
Wednesday, January 29, 2014	6:20	0:10	30	47	30	29	-33	3.3	256	-19		0.0	0.0	0.0	0.0
Wednesday, January 29, 2014	6:30	0:10	39	53	43	29	-27	3.3	246	-19		0.0	0.0	0.0	0.0
Wednesday, January 29, 2014	6:40	0:10	38	49	43	29	-22	3.5	227	-19		0.6	1.7	0.0	0.6
Wednesday, January 29, 2014	6:50	0:10	38	43	41	33	17	3.9	226	-19		0.6	1.3	0.2	0.6
Wednesday, January 29, 2014	7:00	0:10	38	44	41	30	16	3.8	227	-19		0.6	0.9	0.0	0.4
Wednesday, January 29, 2014	7:10	0:10	39	63	40	27	-5	3.7	221	-19		0.4	0.7	0.2	0.6
Wednesday, January 29, 2014	7:20	0:10	35	62	37	26	74	4.4	215	-18		0.2	0.7	0.2	0.7
Wednesday, January 29, 2014	7:30	0:10	36	54	38	31	140	4.8	218	-19		0.6	1.3	0.4	0.9
Wednesday, January 29, 2014	7:40	0:10	33	49	34	30	195	5.2	226	-19		1.1	1.7	0.4	0.9
Wednesday, January 29, 2014	7:50	0:10	31	43	33	29	159	4.9	226	-19		0.4	1.1	0.4	0.7
Wednesday, January 29, 2014	8:00	0:10	32	43	34	29	146	4.8	226	-19		0.9	1.5	0.2	1.9
Wednesday, January 29, 2014	8:10	0:10	35	54	37	30	107	4.6	230	-18		0.6	0.9	0.6	2.2
Wednesday, January 29, 2014	8:20	0:10	39	56	42	31	60	4.0	228	-17		0.4	1.1	0.4	1.5
Wednesday, January 29, 2014	8:30	0:10	43	60	45	35	71	4.4	226	-17		0.6	0.9	0.6	1.9
Wednesday, January 29, 2014	8:40	0:10	46	61	50	36	95	4.6	225	-16		0.7	1.3	0.6	1.5
Wednesday, January 29, 2014	8:50	0:10	39	47	42	28	188	5.2	222	-16		0.4	0.9	0.9	3.0
Wednesday, January 29, 2014	9:00	0:10	32	45	36	27	160	5.0	224	-16		0.6	1.1	0.6	1.3
Wednesday, January 29, 2014	9:10	0:10	33	48	36	26	87	4.4	226	-16		0.4	0.9	0.6	2.2
Wednesday, January 29, 2014	9:20	0:10	43	54	48	25	62	4.2	229	-16		0.6	0.9	0.7	2.4
Wednesday, January 29, 2014	9:30	0:10	35	57	34	25	58	4.4	233	-15		0.6	0.9	1.1	3.7
Wednesday, January 29, 2014	9:40	0:10	33	51	31	26	227	5.6	235	-15		0.6	1.3	0.9	3.2
Wednesday, January 29, 2014	9:50	0:10	28	40	30	25	87	4.4	237	-15		0.7	1.7	1.3	3.0
Wednesday, January 29, 2014	10:00	0:10	33	56	37	25	50	4.2	222	-14		0.6	1.5	1.1	3.5
Wednesday, January 29, 2014	10:10	0:10	38	57	39	25	53	3.9	228	-14		1.1	3.0	1.5	3.2
Wednesday, January 29, 2014	10:20	0:10	38	59	40	27	29	3.7	238	-14		0.6	1.7	1.3	3.5
Wednesday, January 29, 2014	10:30	0:10	43	53	49	25	189	5.1	237	-13		0.6	1.7	1.1	2.6
Wednesday, January 29, 2014	10:40	0:10	47	57	51	32	144	4.8	235	-13		1.1	2.8	1.1	3.0
Wednesday, January 29, 2014	10:50	0:10	44	58	49	36	35	3.9	242	-13		1.3	2.4	1.1	3.0
Wednesday, January 29, 2014	11:00	0:10	38	55	39	36	374	6.3	244	-13		0.7	2.2	1.5	3.7
Wednesday, January 29, 2014	11:10	0:10	41	59	43	36	877	8.2	231	-13		1.3	4.3	1.3	2.6
Wednesday, January 29, 2014	11:20	0:10	40	58	43	37	1148	8.9	238	-13		1.3	3.3	1.1	3.0
Wednesday, January 29, 2014	11:30	0:10	55	74	47	36	736	7.6	237	-12		0.9	2.6	1.7	3.5
Wednesday, January 29, 2014	11:40	0:10	38	53	38	36	544	7.2	241	-12		0.9	2.2	0.9	3.5
Wednesday, January 29, 2014	11:50	0:10	37	57	39	28	843	8.2	263	-12		0.9	2.2	1.1	3.3
Wednesday, January 29, 2014	12:00	0:10	44	62	50	33	676	7.7	250	-12		1.3	4.8	1.5	3.3
Wednesday, January 29, 2014	12:10	0:10	33	46	35	26	776	7.9	253	-12		1.1	3.3	1.3	3.3
Wednesday, January 29, 2014	12:20	0:10	31	50	34	26	389	6.4	238	-12		1.1	2.8	1.5	3.7
Wednesday, January 29, 2014	12:30	0:10	30	46	33	26	584	7.2	238	-12		0.9	2.8	1.3	3.5
Wednesday, January 29, 2014	12:40	0:10	34	56	37	28	900	8.2	236	-11		1.3	3.7	1.7	4.1
Wednesday, January 29, 2014	12:50	0:10	37	64	39	27	872	8.2	248	-11		1.1	4.8	1.1	3.5
Wednesday, January 29, 2014	13:00	0:10	35	49	38	28	648	7.6	239	-11		1.5	3.9	1.1	2.6
Wednesday, January 29, 2014	13:10	0:10	38	53	40	33	693	7.6	232	-11		1.7	5.7	1.5	4.4
Wednesday, January 29, 2014	13:20	0:10	42	57	43	29	662	7.4	240	-11		1.3	3.5	1.3	3.7
Wednesday, January 29, 2014	13:30	0:10	35	52	37	29	1350	9.6	238	-11		0.9	3.2	1.3	3.0
Wednesday, January 29, 2014	13:40	0:10	36	48	38	31	767	8.0	241	-11		1.3	3.2	1.1	2.4
Wednesday, January 29, 2014	13:50	0:10	35	48	37	33	794	8.1	239	-11		0.9	3.3	1.1	3.3
Wednesday, January 29, 2014	14:00	0:10	41	55	46	34	1300	9.6	233	-11		1.7	5.9	1.5	6.1
Wednesday, January 29, 2014	14:10	0:10	36	52	39	29	1690	11.2	233	-11		0.7	2.4	1.3	3.7
Wednesday, January 29, 2014	14:20	0:10	41	58	43	32	1889	11.3	243	-11		0.9	3.2	1.9	4.6
Wednesday, January 29, 2014	14:30	0:10	36	55	37	31	1852	12.6	246	-11		1.3	5.0	1.9	3.2
Wednesday, January 29, 2014	14:40	0:10	39	55	43	30	1823	12.0	230	-10		1.5	5.0	1.1	4.8
Wednesday, January 29, 2014	14:50	0:10	33	45	35	30	1910	11.9	242	-10		0.9	2.8	2.0	5.6
Wednesday, January 29, 2014	15:00	0:10	38	56	41	33	1547	10.8	242	-11		1.5	3.7	1.9	5.0
Wednesday, January 29, 2014	15:10	0:10	39	52	43	34	1973	14.1	238	-11		1.5	4.4	2.2	5.2
Wednesday, January 29, 2014	15:20	0:10	43	64	43	33	1992	13.4	245	-11		1.5	4.1	2.0	5.2
Wednesday, January 29, 2014	15:30	0:10	38	51	41	33	1932	12.6	246	-11		1.3	3.3	1.5	4.1
Wednesday, January 29, 2014	15:40	0:10	41	60	43	32	1968	12.5	248	-11		1.3	3.7	1.7	6.5
Wednesday, January 29, 2014	15:50	0:10	32	47	34	30	1792	11.4	245	-11		0.7	2.0	1.7	4.8
Wednesday, January 29, 2014	16:00	0:10	37	51	39	32	1693	10.9	246	-11		1.3	3.5	1.9	5.0
Wednesday, January 29, 2014	16:10	0:10	33	46	35	30	1743	10.8	263	-12		0.9	2.8	1.7	4.3
Wednesday, January 29, 2014	16:20	0:10	33	44	35	31	1669	10.7	266	-12		0.6	1.5	1.3	4.1
Wednesday, January 29, 2014	16:30	0:10	36	51	38										

Table B-4: Location 2 Winter Compliance Evaluation

Date	Time	Duration	Leq	Lmax	L(10)	L(90)	WT E2	WT E2	Onsite Met	Onsite Met	NWS Plymouth	Loc. 2	Loc. 2	Loc. 6	Loc. 6
	Start Time	(min)	(dBA)	(dBA)	(dBA)	(dBA)	Output (kW)	HH WS (m/s)	WD @ 75m (degrees)	Temp. (°C)	Precip. Obs.	Avg. WS @ 2m (m/s)	Gust WS @ 2m (m/s)	Avg. WS @ 2m (m/s)	Gust WS @ 2m (m/s)
Wednesday, January 29, 2014	18:50	0:10	29	44	31	28	1832	10.8	259	-14		0.6	1.5	1.3	3.7
Wednesday, January 29, 2014	19:00	0:10	30	43	31	28	1909	11.6	251	-14		0.7	1.7	1.3	3.3
Wednesday, January 29, 2014	19:10	0:10	32	40	33	31	1972	12.5	252	-15		0.7	2.4	0.9	2.8
Wednesday, January 29, 2014	19:20	0:10	32	44	33	31	1980	12.8	257	-15		0.7	2.2	1.3	3.5
Wednesday, January 29, 2014	19:30	0:10	32	50	34	30	1940	12.5	265	-15		0.6	2.4	1.5	3.9
Wednesday, January 29, 2014	19:40	0:10	32	45	34	29	1890	11.5	267	-15		0.7	2.8	1.5	3.5
Wednesday, January 29, 2014	19:50	0:10	33	49	36	29	1723	10.2	273	-15		0.4	1.1	1.7	3.3
Wednesday, January 29, 2014	20:00	0:10	34	52	35	28	1506	9.6	256	-15		0.4	1.1	1.1	3.0
Wednesday, January 29, 2014	20:10	0:10	30	46	32	28	1794	10.6	263	-15		0.6	1.5	1.1	3.7
Wednesday, January 29, 2014	20:20	0:10	30	43	31	29	1978	12.7	266	-15		0.7	2.0	1.5	5.7
Wednesday, January 29, 2014	20:30	0:10	31	38	32	29	1806	11.0	267	-15		0.6	1.9	1.3	3.7
Wednesday, January 29, 2014	20:40	0:10	33	53	33	30	1825	11.4	267	-15		0.7	3.2	1.7	4.1
Wednesday, January 29, 2014	20:50	0:10	33	50	34	30	1570	10.3	267	-15		0.7	3.0	1.7	3.2
Wednesday, January 29, 2014	21:00	0:10	31	36	32	29	1504	9.9	260	-15		0.7	1.9	1.9	4.4
Wednesday, January 29, 2014	21:10	0:10	30	37	32	29	1700	10.6	251	-15		0.6	1.5	2.0	4.3
Wednesday, January 29, 2014	21:20	0:10	33	50	34	30	1872	11.4	260	-15		0.9	3.5	2.0	4.4
Wednesday, January 29, 2014	21:30	0:10	33	50	34	30	1977	11.9	256	-15		0.7	2.6	1.9	4.3
Wednesday, January 29, 2014	21:40	0:10	32	48	33	30	1922	11.4	247	-15		0.7	1.9	1.3	4.6
Wednesday, January 29, 2014	21:50	0:10	31	37	32	29	1760	10.9	249	-15		0.6	1.1	1.3	4.8
Wednesday, January 29, 2014	22:00	0:10	31	41	32	29	1803	11.0	256	-16		0.4	1.3	1.7	3.2
Wednesday, January 29, 2014	22:10	0:10	32	62	32	29	1672	10.5	265	-16		0.4	1.5	1.9	4.6
Wednesday, January 29, 2014	22:20	0:10	31	36	33	29	1024	8.6	265	-15		0.7	1.3	2.0	4.8
Wednesday, January 29, 2014	22:30	0:10	30	37	32	28	650	7.3	263	-16		0.9	1.5	1.5	3.9
Wednesday, January 29, 2014	22:40	0:10	29	36	31	28	633	7.2	254	-16		0.7	1.5	1.7	3.7
Wednesday, January 29, 2014	22:50	0:10	27	33	29	26	222	5.4	267	-16		0.9	1.5	1.7	3.9
Wednesday, January 29, 2014	23:00	0:10	26	32	27	25	71	4.2	286	-16		0.7	1.5	1.9	4.3
Wednesday, January 29, 2014	23:10	0:10	26	34	28	24	182	5.2	274	-16		0.7	1.5	1.5	4.4
Wednesday, January 29, 2014	23:20	0:10	25	33	27	23	142	5.0	267	-16		0.7	1.7	2.0	5.7
Wednesday, January 29, 2014	23:30	0:10	28	36	30	25	446	6.5	271	-16		0.6	2.0	1.7	4.6
Wednesday, January 29, 2014	23:40	0:10	28	36	30	26	680	7.5	266	-16		0.9	1.7	1.5	4.1
Wednesday, January 29, 2014	23:50	0:10	27	33	29	26	625	7.3	266	-16		0.9	2.2	1.3	3.3
Thursday, January 30, 2014	0:00	0:10	29	35	30	28	840	8.1	267	-16		1.1	2.2	1.3	4.4
Thursday, January 30, 2014	0:10	0:10	31	37	33	30	1301	9.4	271	-16		1.3	2.6	1.3	3.7
Thursday, January 30, 2014	0:20	0:10	32	38	33	30	1674	10.2	271	-16		0.9	1.7	1.1	3.0
Thursday, January 30, 2014	0:30	0:10	33	54	34	31	1659	10.5	272	-15		1.1	2.0	1.5	3.7
Thursday, January 30, 2014	0:40	0:10	32	40	33	31	1521	10.0	273	-15		1.1	1.9	1.9	4.4
Thursday, January 30, 2014	0:50	0:10	32	39	33	30	1235	9.2	273	-15		0.7	1.3	1.7	4.1
Thursday, January 30, 2014	1:00	0:10	32	39	33	30	892	8.0	271	-15		0.7	1.7	1.7	4.3
Thursday, January 30, 2014	1:10	0:10	32	42	34	31	717	7.7	271	-15		0.9	1.5	1.5	4.1
Thursday, January 30, 2014	1:20	0:10	32	41	33	30	668	6.9	270	-15		0.7	1.7	1.9	4.1
Thursday, January 30, 2014	1:30	0:10	30	35	31	29	93	4.4	269	-15		0.6	1.1	1.9	4.3
Thursday, January 30, 2014	1:40	0:10	30	35	31	28	67	4.4	264	-15		0.6	1.1	1.7	4.3
Thursday, January 30, 2014	1:50	0:10	30	35	32	29	326	6.2	268	-15		0.7	1.7	1.9	3.9
Thursday, January 30, 2014	2:00	0:10	30	34	32	29	213	5.6	267	-16		0.7	1.7	1.7	4.1
Thursday, January 30, 2014	2:10	0:10	30	36	31	29	336	6.2	267	-15		0.9	1.5	1.7	4.8
Thursday, January 30, 2014	2:20	0:10	31	37	33	29	585	6.9	266	-15		0.7	1.7	1.7	4.3
Thursday, January 30, 2014	2:30	0:10	29	37	31	27	733	7.4	261	-15		0.9	1.9	1.1	2.4
Thursday, January 30, 2014	2:40	0:10	29	38	30	26	589	7.2	264	-15		0.6	1.7	0.9	2.8
Thursday, January 30, 2014	2:50	0:10	30	41	32	28	802	7.9	268	-15		0.6	1.1	0.9	3.2
Thursday, January 30, 2014	3:00	0:10	28	35	30	27	1022	8.2	267	-16		0.9	1.7	1.1	4.1
Thursday, January 30, 2014	3:10	0:10	31	38	32	29	1523	9.6	268	-16		0.4	1.5	0.7	2.8
Thursday, January 30, 2014	3:20	0:10	32	38	33	30	1789	10.4	269	-16		0.7	1.9	0.7	1.7
Thursday, January 30, 2014	3:30	0:10	32	38	33	30	1918	11.3	275	-16		0.9	1.9	0.4	1.9
Thursday, January 30, 2014	3:40	0:10	31	37	32	30	1961	11.9	277	-16		0.4	1.7	1.1	3.0
Thursday, January 30, 2014	3:50	0:10	42	71	33	30	1583	10.1	277	-16		0.9	1.7	1.3	3.3
Thursday, January 30, 2014	4:00	0:10	33	42	34	30	889	8.1	275	-15		0.9	1.5	1.1	2.8
Thursday, January 30, 2014	4:10	0:10	34	44	36	31	798	8.2	280	-16		0.6	1.3	0.7	2.0
Thursday, January 30, 2014	4:20	0:10	33	39	34	31	1028	8.9	281	-16		0.7	1.7	0.7	3.5
Thursday, January 30, 2014	4:30	0:10	32	39	33	30	952	8.6	279	-16		0.7	1.7	0.6	3.2
Thursday, January 30, 2014	4:40	0:10	33	43	35	31	1408	9.7	284	-16		0.6	1.1	0.4	2.2
Thursday, January 30, 2014	4:50	0:10	33	39	35	31	911	8.1	283	-16		0.6	1.3	0.9	2.8
Thursday, January 30, 2014	5:00	0:10	33	39	34	31	646	7.5	281	-16		0.7	1.5	1.3	4.1
Thursday, January 30, 2014	5:10	0:10	33	42	35	30	740	7.8	286	-16		0.7	2.0	0.9	2.8
Thursday, January 30, 2014	5:20	0:10	34	40	36	32	1005	8.6	297	-16		0.7	1.9	0.7	2.2
Thursday, January 30, 2014	5:30	0:10	35	41	36	33	886	8.3	293	-16		0.9	2.4	0.6	2.0
Thursday, January 30, 2014	5:40	0:10	35	42	36	33	1270	9.5	306	-16		0.7	1.7	0.0	0.7
Thursday, January 30, 2014	5:50	0:10	34	40	36	32	914	8.4	305	-16		0.9	1.5	0.4	1.7
Thursday, January 30, 2014	6:00	0:10	33	43	34	31	624	7.5	306	-16		0.7	1.7	1.3	2.0
Thursday, January 30, 2014	6:10	0:10	36	53	38	30	776	8.0	295	-16		0.6	1.1	1.3	3.0
Thursday, January 30, 2014	6:20	0:10	30	38	31	27	350	6.2	267	-17		0.6	1.1	1.1	2.4
Thursday, January 30, 2014	6:30	0:10	29	39	31	27	255	5.7	269	-16		1.1	2.2	1.3	2.4
Thursday, January 30, 2014	6:40	0:10	30	40	31	27	340	6.0	282	-17		1.1	1.7	1.1	2.2
Thursday, January 30, 2014	6:50	0:10	31	39	34	28	525	7.0	278	-17		0.9	1.5	1.1	2.6
Thursday, January 30, 2014	7:00	0:10	34	44	36	30	370	6.1	267	-17		0.9	1.5	0.9	1.9
Thursday, January 30, 2014	7:10	0:10	33	41	35	32	420	6.4	273	-16		1.5	2.0	0.7	1.9
Thursday, January 30, 2014	7:20	0:10	36	57	36	28	176	5.1	279	-17		0.7	1.9	0.2	1.3
Thursday, January 30, 2014	7:30	0:10	36	61	36	27	232	5.7	274	-16		0.4	1.1	0.6	1.5
Thursday, January 30, 2014	7:40	0:10	30	43	33	27	226	5.5	273	-16		1.1	1.9	0.7	1.7
Thursday, January 30, 2014	7:50	0:10	37	56	40	28	280	5.8	261	-16		1.1	1.5	0.7	2.2
Thursday, January 30, 2014	8:00	0:10	35	45	37	31	199	5.4	254	-16		0.9	1.5	0.7	2.0
Thursday, January 30, 2014	8:10	0:10	37	51	39	31	143	5.0	259	-15		1.1	2.0	0.6	2.0
Thursday, January 30, 2014	8:20	0:10	40	53	42	35	245	5.6	260	-15		0.6	1.5	0.6	1.9
Thursday, January 30, 2014	8:30	0:10	43	59	47	32	242	5.6	262	-15		1.1	1.5	0.6	2.0
Thursday, January 30, 2014	8:40	0:10	38	54	40	30	262	5.7	269	-15		0.6	1.1	0.6	2.4
Thursday, January 30, 2014	8:50	0:10	39	54	42	28	344	6.3	265	-14		1.1	1.5	0.7	3.2
Thursday, January 30, 2014	9:00	0:10	36	56	30	26	308	6.0	253	-14		0.9	1.5	0.9	3.5
Thursday, January 30, 2014	9:10	0:10	27	40	29	25	-999	-999.0	237	-13		1.1	1.9	0.7	2.8
Thursday, January 30, 2014	9:20	0:10	39	53	45	25	-999	-999.0	233	-13		0.6	1.3	1.1	2.2
Thursday															

Table B-4: Location 2 Winter Compliance Evaluation

Date	Time	Duration	Leq	Lmax	L(10)	L(90)	WT E2	WT E2	Onsite Met	Onsite Met	NWS Plymouth	Loc. 2	Loc. 2	Loc. 6	Loc. 6
	Start Time	(min)	(dBA)	(dBA)	(dBA)	(dBA)	Output (kW)	HH WS (m/s)	WD @ 75m (degrees)	Temp. (°C)	Precip. Obs.	Avg. WS @ 2m (m/s)	Gust WS @ 2m (m/s)	Avg. WS @ 2m (m/s)	Gust WS @ 2m (m/s)
Thursday, January 30, 2014	11:50	0:10	28	52	29	23	-17	0.8	237	-8		0.9	2.2	0.6	1.7
Thursday, January 30, 2014	12:00	0:10	38	66	32	22	-18	1.1	209	-8		0.9	2.4	0.9	2.6
Thursday, January 30, 2014	12:10	0:10	25	40	28	21	-17	1.2	212	-8		0.9	2.2	0.9	2.8
Thursday, January 30, 2014	12:20	0:10	26	39	28	23	-17	1.3	208	-8		0.7	2.2	0.7	1.7
Thursday, January 30, 2014	12:30	0:10	34	53	35	22	-16	2.0	192	-7		1.1	2.8	0.9	3.0
Thursday, January 30, 2014	12:40	0:10	32	54	35	23	-17	1.3	215	-8		0.9	2.0	1.1	3.0
Thursday, January 30, 2014	12:50	0:10	38	56	41	26	-17	2.0	214	-8		0.7	2.4	0.9	3.0
Thursday, January 30, 2014	13:00	0:10	28	44	31	23	-17	1.5	207	-7		0.9	2.4	0.9	2.4
Thursday, January 30, 2014	13:10	0:10	26	42	29	22	-18	1.0	210	-7		0.6	1.3	1.1	2.8
Thursday, January 30, 2014	13:20	0:10	27	44	29	22	-18	1.2	234	-7		0.6	1.5	0.9	2.2
Thursday, January 30, 2014	13:30	0:10	26	42	29	22	-17	1.1	238	-7		0.9	2.4	0.7	2.2
Thursday, January 30, 2014	13:40	0:10	26	47	27	23	3	3.6	227	-6		0.7	1.7	1.1	3.0
Thursday, January 30, 2014	13:50	0:10	27	47	30	22	-35	3.2	228	-7		0.4	0.9	0.6	1.5
Thursday, January 30, 2014	14:00	0:10	25	37	27	22	-37	2.9	212	-7		0.6	1.3	0.9	2.6
Thursday, January 30, 2014	14:10	0:10	31	51	31	23	-34	2.7	223	-7		0.9	1.9	0.6	2.2
Thursday, January 30, 2014	14:20	0:10	26	43	27	22	-37	1.8	240	-7		0.6	1.3	0.4	1.3
Thursday, January 30, 2014	14:30	0:10	28	48	28	22	-36	2.5	213	-7		0.7	1.9	0.7	2.2
Thursday, January 30, 2014	14:40	0:10	24	41	25	22	-38	2.2	204	-7		0.6	1.9	0.7	2.0
Thursday, January 30, 2014	14:50	0:10	25	45	27	22	-36	2.2	206	-7		0.6	1.3	1.1	2.2
Thursday, January 30, 2014	15:00	0:10	24	39	25	22	-21	2.9	190	-6		0.6	1.3	0.9	1.9
Thursday, January 30, 2014	15:10	0:10	43	61	41	24	-37	2.7	188	-7		0.7	2.6	0.6	1.7
Thursday, January 30, 2014	15:20	0:10	31	49	34	23	-39	3.1	178	-7		1.3	3.7	0.4	1.7
Thursday, January 30, 2014	15:30	0:10	27	38	29	23	-35	2.6	172	-7		0.6	2.2	0.6	2.8
Thursday, January 30, 2014	15:40	0:10	41	61	38	25	-35	2.5	188	-7		0.7	2.2	0.4	1.5
Thursday, January 30, 2014	15:50	0:10	27	54	29	24	-36	2.7	185	-7		0.7	2.8	0.2	1.7
Thursday, January 30, 2014	16:00	0:10	30	56	31	24	-35	2.2	183	-7		0.7	3.0	0.0	0.6
Thursday, January 30, 2014	16:10	0:10	28	44	28	23	-33	3.4	184	-7		0.6	1.3	0.0	0.0
Thursday, January 30, 2014	16:20	0:10	36	53	39	24	-32	2.7	179	-8		0.7	1.9	0.4	1.7
Thursday, January 30, 2014	16:30	0:10	35	51	35	25	-31	2.6	172	-8		0.7	2.0	0.4	0.9
Thursday, January 30, 2014	16:40	0:10	31	52	30	26	-33	3.0	172	-8		0.9	1.5	0.0	0.6
Thursday, January 30, 2014	16:50	0:10	30	45	32	26	-32	3.6	169	-8		0.9	1.9	0.0	0.6
Thursday, January 30, 2014	17:00	0:10	30	44	33	26	75	4.3	171	-9		0.7	1.7	0.0	0.0
Thursday, January 30, 2014	17:10	0:10	34	52	35	27	12	3.7	175	-9		1.1	1.9	0.0	0.0
Thursday, January 30, 2014	17:20	0:10	37	61	38	26	-34	3.3	177	-9		1.1	1.7	0.0	0.0
Thursday, January 30, 2014	17:30	0:10	45	63	48	29	-38	3.3	175	-9		0.9	1.7	0.2	0.7
Thursday, January 30, 2014	17:40	0:10	29	47	30	26	-36	3.7	182	-9		1.1	2.0	0.2	0.7
Thursday, January 30, 2014	17:50	0:10	34	49	38	26	-37	3.2	181	-9		0.9	1.9	0.0	0.6
Thursday, January 30, 2014	18:00	0:10	27	38	29	25	-38	3.7	178	-10		1.1	2.0	0.0	0.0
Thursday, January 30, 2014	18:10	0:10	29	41	31	25	-38	3.5	175	-10		1.1	1.5	0.0	0.0
Thursday, January 30, 2014	18:20	0:10	30	36	31	30	-36	3.1	172	-10		1.1	1.7	0.2	0.7
Thursday, January 30, 2014	18:30	0:10	30	43	32	27	-36	4.5	171	-10		1.1	1.5	0.6	1.1
Thursday, January 30, 2014	18:40	0:10	30	39	32	28	-37	4.8	165	-9		1.3	1.7	0.7	1.3
Thursday, January 30, 2014	18:50	0:10	32	40	33	29	61	6.0	160	-9		1.1	1.9	0.2	0.6
Thursday, January 30, 2014	19:00	0:10	31	44	32	28	246	5.7	157	-10		1.3	2.0	0.2	0.6
Thursday, January 30, 2014	19:10	0:10	30	42	32	28	151	4.9	157	-10		1.3	1.9	0.0	0.0
Thursday, January 30, 2014	19:20	0:10	31	42	33	28	156	5.0	161	-10		1.1	2.0	0.2	0.9
Thursday, January 30, 2014	19:30	0:10	33	46	34	30	76	4.4	164	-10		1.3	2.2	0.0	0.2
Thursday, January 30, 2014	19:40	0:10	33	40	35	31	20	3.5	167	-10		0.9	2.0	0.0	0.0
Thursday, January 30, 2014	19:50	0:10	33	49	33	30	-22	3.3	171	-10		1.1	1.9	0.2	0.7
Thursday, January 30, 2014	20:00	0:10	31	52	32	30	-38	4.2	170	-10		1.1	1.9	0.4	1.3
Thursday, January 30, 2014	20:10	0:10	32	48	32	29	-37	4.7	173	-10		0.9	1.9	0.4	1.1
Thursday, January 30, 2014	20:20	0:10	33	48	35	28	-36	4.6	171	-10		1.5	2.4	0.0	0.6
Thursday, January 30, 2014	20:30	0:10	29	42	31	27	-38	3.5	172	-10		0.9	2.2	0.0	0.0
Thursday, January 30, 2014	20:40	0:10	35	57	39	26	-37	2.3	174	-10		1.5	2.0	0.0	0.0
Thursday, January 30, 2014	20:50	0:10	40	52	36	27	-36	2.7	169	-10		1.3	2.2	0.0	0.0
Thursday, January 30, 2014	21:00	0:10	30	35	31	28	-33	2.8	164	-10		0.9	1.9	0.0	0.0
Thursday, January 30, 2014	21:10	0:10	31	35	32	29	-32	2.0	171	-10		1.3	2.0	0.0	0.0
Thursday, January 30, 2014	21:20	0:10	31	40	34	28	-33	2.3	174	-10		0.9	1.9	0.0	0.0
Thursday, January 30, 2014	21:30	0:10	31	47	30	27	-32	2.0	170	-10		0.9	2.0	0.0	0.7
Thursday, January 30, 2014	21:40	0:10	29	37	31	27	-32	2.6	166	-10		1.3	2.2	0.2	1.1
Thursday, January 30, 2014	21:50	0:10	26	32	27	24	-32	2.6	166	-10		1.1	1.9	0.2	1.3
Thursday, January 30, 2014	22:00	0:10	28	43	30	25	-31	2.6	175	-10		1.1	1.7	0.2	0.7
Thursday, January 30, 2014	22:10	0:10	26	32	28	25	-32	4.3	177	-11		1.1	1.9	0.0	0.0
Thursday, January 30, 2014	22:20	0:10	29	39	31	26	-33	4.4	179	-11		0.9	2.0	0.2	0.9
Thursday, January 30, 2014	22:30	0:10	28	41	30	27	-18	3.1	182	-10		0.9	1.7	0.0	0.4
Thursday, January 30, 2014	22:40	0:10	28	39	30	26	-18	3.3	184	-10		1.1	1.9	0.0	0.6
Thursday, January 30, 2014	22:50	0:10	28	33	29	26	-17	3.8	186	-10		0.9	1.5	0.0	0.0
Thursday, January 30, 2014	23:00	0:10	28	35	30	26	-18	5.8	186	-10		0.9	1.5	0.0	0.7
Thursday, January 30, 2014	23:10	0:10	28	37	30	26	-18	5.6	180	-10		0.7	1.3	0.2	1.5
Thursday, January 30, 2014	23:20	0:10	28	34	29	26	-18	3.9	182	-10		0.4	1.1	0.2	0.7
Thursday, January 30, 2014	23:30	0:10	28	41	29	26	-17	3.5	176	-10		0.4	1.1	0.2	1.1
Thursday, January 30, 2014	23:40	0:10	30	34	31	27	-19	4.9	181	-10		0.4	1.1	0.2	0.7
Thursday, January 30, 2014	23:50	0:10	30	38	32	28	-19	4.6	179	-10		0.6	1.3	0.2	1.3
Friday, January 31, 2014	0:00	0:10	30	36	32	28	-18	5.7	175	-10		0.4	1.1	0.4	1.7
Friday, January 31, 2014	0:10	0:10	36	58	31	27	-18	4.8	172	-11		0.4	1.1	0.0	0.7
Friday, January 31, 2014	0:20	0:10	30	40	31	28	-1	4.3	179	-11		0.4	1.1	0.2	0.6
Friday, January 31, 2014	0:30	0:10	31	41	32	29	-39	3.6	179	-11		0.4	1.3	0.2	0.7
Friday, January 31, 2014	0:40	0:10	30	38	32	29	-37	5.3	178	-10		0.4	0.9	0.2	0.7
Friday, January 31, 2014	0:50	0:10	32	36	33	29	-37	6.4	180	-10		0.6	1.3	0.2	0.9
Friday, January 31, 2014	1:00	0:10	33	45	35	31	-37	7.7	179	-10		0.6	1.5	0.4	0.9
Friday, January 31, 2014	1:10	0:10	33	39	34	31	-37	7.3	181	-10		0.7	2.0	0.4	1.5
Friday, January 31, 2014	1:20	0:10	31	42	33	29	-37	5.5	180	-10		0.6	1.3	0.0	0.4
Friday, January 31, 2014	1:30	0:10	31	37	33	29	-33	6.1	182	-10		0.4	0.9	0.6	1.7
Friday, January 31, 2014	1:40	0:10	31	43	32	28	-38	6.8	184	-10		0.4	1.1	0.7	2.0
Friday, January 31, 2014	1:50	0:10	33	42	35	31	-37	6.5	192	-10		0.7	1.5	0.9	2.2
Friday, January 31, 2014	2:00	0:10	32	44	33	29	-38	6.0	191	-10		0.6	1.7	1.1	3.7
Friday, January 31, 2014	2:10	0:10	29	38	31	27	81	4.8	186	-10		1.1	2.4	0.4	1.3
Friday, January 31, 2014	2:20	0:10	28	36	29	27	64	4.2	186	-10		0.4	1.1	0.2	0.9
Friday, January 31, 2014	2:30	0:10	28	34	30	27	68	5.5	187	-10		0.6	1.5	0.4	1.1
Friday, January 31,															

Table B-4: Location 2 Winter Compliance Evaluation

Date	Time	Duration	Leq	Lmax	L(10)	L(90)	WT E2	WT E2	Onsite Met	Onsite Met	NWS Plymouth	Loc. 2	Loc. 2	Loc. 6	Loc. 6
	Start Time	(min)	(dBA)	(dBA)	(dBA)	(dBA)	Output (kW)	HH WS (m/s)	WD @ 75m (degrees)	Temp. (°C)	Precip. Obs.	Avg. WS @ 2m (m/s)	Gust WS @ 2m (m/s)	Avg. WS @ 2m (m/s)	Gust WS @ 2m (m/s)
Friday, January 31, 2014	4:50	0:10	29	42	31	26	-25	3.6	192	-10		0.6	1.3	0.2	0.9
Friday, January 31, 2014	5:00	0:10	28	35	30	26	-27	2.9	193	-10		0.6	1.3	0.2	1.3
Friday, January 31, 2014	5:10	0:10	30	34	31	28	-40	2.8	198	-10		0.4	1.3	0.0	0.0
Friday, January 31, 2014	5:20	0:10	30	37	32	28	-39	3.0	199	-10		0.6	1.1	0.4	0.9
Friday, January 31, 2014	5:30	0:10	31	34	32	30	-37	3.1	203	-10		0.4	1.1	0.0	0.4
Friday, January 31, 2014	5:40	0:10	31	38	32	30	-37	2.4	210	-10		0.4	1.1	0.2	0.9
Friday, January 31, 2014	5:50	0:10	30	39	31	29	-36	2.1	216	-10		0.6	1.3	0.0	0.0
Friday, January 31, 2014	6:00	0:10	31	41	32	30	-37	4.4	218	-10		0.4	1.1	0.0	0.0
Friday, January 31, 2014	6:10	0:10	30	34	31	29	-36	2.7	219	-9		0.7	1.5	0.0	0.0
Friday, January 31, 2014	6:20	0:10	30	33	31	29	-32	3.5	219	-9		0.2	0.7	0.0	0.0
Friday, January 31, 2014	6:30	0:10	35	52	36	25	-33	3.1	219	-10		0.2	0.7	0.2	0.6
Friday, January 31, 2014	6:40	0:10	29	47	30	25	-31	3.6	223	-9		0.4	0.9	0.2	0.6
Friday, January 31, 2014	6:50	0:10	28	37	31	25	-38	2.6	228	-9		0.7	1.3	0.0	0.4
Friday, January 31, 2014	7:00	0:10	29	40	31	26	45	4.2	228	-9		0.4	0.7	0.2	1.1
Friday, January 31, 2014	7:10	0:10	37	59	37	26	-29	2.5	230	-9		0.7	1.9	0.4	1.3
Friday, January 31, 2014	7:20	0:10	34	54	36	25	-38	2.6	233	-9		0.4	1.3	0.2	1.1
Friday, January 31, 2014	7:30	0:10	37	55	41	27	2	3.7	262	-9		0.2	0.7	0.4	0.9
Friday, January 31, 2014	7:40	0:10	35	55	34	27	-14	3.4	255	-9		0.6	1.3	0.2	0.9
Friday, January 31, 2014	7:50	0:01	52	71	55	29	94	4.8	249	-9		0.0	0.4	0.0	0.4
Friday, January 31, 2014	8:00						85	4.6	244	-8		0.6	1.3	0.2	0.9
Friday, January 31, 2014	8:10						97	4.9	243	-8		0.6	1.1	0.2	0.7
Friday, January 31, 2014	8:20						241	5.7	241	-8		0.4	1.3	0.0	0.6
Friday, January 31, 2014	8:30						334	6.3	237	-7		0.7	1.3	0.2	0.7
Friday, January 31, 2014	8:40						428	6.9	240	-7		0.4	0.9	0.4	1.3
Friday, January 31, 2014	8:50						378	6.5	247	-7		0.2	0.7	0.0	0.6
Friday, January 31, 2014	9:00	0:10	31	41	32	29	419	6.7	261	-7		0.4	0.9	0.0	0.9
Friday, January 31, 2014	9:10	0:10	32	46	34	30	936	8.6	265	-7		0.2	0.9	0.7	3.2
Friday, January 31, 2014	9:20	0:10	32	49	33	29	825	8.2	264	-7		0.4	0.7	1.5	3.2
Friday, January 31, 2014	9:30	0:10	35	55	35	30	1016	8.6	264	-7		0.2	1.1	1.3	2.8
Friday, January 31, 2014	9:40	0:10	34	54	36	30	1067	8.6	266	-7		0.6	1.5	1.3	3.2
Friday, January 31, 2014	9:50	0:10	36	58	38	30	1138	8.9	266	-6		0.6	1.5	1.3	3.7
Friday, January 31, 2014	10:00	0:10	34	52	34	30	777	7.9	266	-6		0.6	1.5	1.1	3.2
Friday, January 31, 2014	10:10	0:10	34	53	34	31	818	8.0	267	-6		0.6	1.9	1.5	3.7
Friday, January 31, 2014	10:20	0:10	34	51	35	32	1376	9.7	269	-5		0.4	1.1	1.3	3.3
Friday, January 31, 2014	10:30	0:10	34	48	35	32	1225	9.1	269	-5		0.4	1.1	1.5	4.6
Friday, January 31, 2014	10:40	0:10	41	56	42	33	1403	9.6	279	-5		0.4	1.3	1.5	3.2
Friday, January 31, 2014	10:50	0:10	42	54	43	40	1668	10.5	280	-5		0.2	0.7	1.5	3.9
Friday, January 31, 2014	11:00	0:10	43	56	45	38	1573	10.0	277	-4		0.6	1.3	1.7	4.8
Friday, January 31, 2014	11:10	0:10	37	50	39	35	1387	9.6	273	-4		0.4	1.5	1.5	3.9
Friday, January 31, 2014	11:20	0:10	37	50	38	35	1479	9.9	280	-3		0.7	1.9	1.5	4.1
Friday, January 31, 2014	11:30	0:10	38	51	40	36	1048	8.6	280	-3		0.7	2.2	1.5	3.9
Friday, January 31, 2014	11:40	0:10	43	53	46	36	748	8.0	278	-3		0.9	2.6	1.5	3.9
Friday, January 31, 2014	11:50	0:10	45	56	49	41	755	7.9	271	-3		0.7	2.0	1.5	3.5
Friday, January 31, 2014	12:00	0:10	48	59	53	39	1211	9.1	276	-3		1.1	3.5	1.5	3.5
Friday, January 31, 2014	12:10	0:10	50	61	56	38	1429	9.8	276	-2		1.1	3.3	1.3	3.2
Friday, January 31, 2014	12:20	0:10	40	49	43	36	1624	10.5	265	-2		0.9	3.0	2.0	6.7
Friday, January 31, 2014	12:30	0:10	39	50	41	37	1317	9.6	263	-2		1.1	2.6	1.3	3.9
Friday, January 31, 2014	12:40	0:10	40	54	40	37	1400	10.1	268	-2		1.1	2.8	1.7	5.0
Friday, January 31, 2014	12:50	0:10	42	49	45	36	1210	9.4	268	-2		1.1	4.1	1.5	4.6
Friday, January 31, 2014	13:00	0:10	48	60	53	40	792	8.2	275	-2		1.1	3.3	1.9	3.7
Friday, January 31, 2014	13:10	0:10	43	53	48	36	1245	9.5	280	-1		1.3	3.2	0.9	2.6
Friday, January 31, 2014	13:20	0:10	39	50	41	37	1552	10.6	282	-2		1.1	2.4	1.7	5.2
Friday, January 31, 2014	13:30	0:10	39	55	41	37	1367	9.9	282	-2		0.9	2.6	1.9	4.4
Friday, January 31, 2014	13:40	0:10	40	50	42	37	1372	10.1	276	-2		1.5	4.3	1.7	3.7
Friday, January 31, 2014	13:50	0:10	43	58	46	38	1662	11.3	287	-1		2.0	5.6	1.5	5.2
Friday, January 31, 2014	14:00	0:10	40	55	42	37	1942	12.4	285	-2		1.3	3.9	1.5	3.3
Friday, January 31, 2014	14:10	0:10	39	47	41	36	1946	13.2	279	-2		1.3	3.2	2.0	4.8
Friday, January 31, 2014	14:20	0:10	49	81	41	35	1954	12.8	281	-2		0.9	2.8	2.0	4.8
Friday, January 31, 2014	14:30	0:10	39	59	40	37	1760	11.1	284	-2		1.1	3.3	1.7	3.7
Friday, January 31, 2014	14:40	0:10	37	45	39	36	1719	10.8	283	-3		0.7	2.4	1.5	4.4
Friday, January 31, 2014	14:50	0:10	38	53	40	36	1756	10.7	280	-3		1.1	3.7	1.1	4.1
Friday, January 31, 2014	15:00	0:10	37	48	38	35	1724	10.8	277	-3		0.9	2.6	1.1	3.2
Friday, January 31, 2014	15:10	0:10	35	42	36	33	1793	10.8	280	-3		0.7	2.2	1.3	5.4
Friday, January 31, 2014	15:20	0:10	36	44	37	34	1514	10.0	285	-3		0.6	1.7	1.5	3.7
Friday, January 31, 2014	15:30	0:10	37	56	38	34	1435	9.9	283	-3		0.6	2.0	1.9	4.1
Friday, January 31, 2014	15:40	0:10	36	42	37	34	871	8.4	286	-3		0.7	2.0	1.9	3.5
Friday, January 31, 2014	15:50	0:10	36	52	38	34	812	7.9	286	-3		0.7	2.2	1.3	3.0
Friday, January 31, 2014	16:00	0:10	35	48	36	33	943	8.6	279	-3		0.7	3.0	1.1	2.4
Friday, January 31, 2014	16:10	0:10	36	53	37	33	699	8.0	279	-3		0.6	1.7	1.3	3.2
Friday, January 31, 2014	16:20	0:10	37	51	38	33	999	8.5	277	-3		0.4	1.7	1.3	3.9
Friday, January 31, 2014	16:30	0:10	34	42	35	32	549	7.3	279	-3		0.6	1.9	1.5	3.2
Friday, January 31, 2014	16:40	0:10	35	55	36	32	672	7.6	279	-4		0.6	1.3	1.1	2.6
Friday, January 31, 2014	16:50	0:10	34	45	35	33	665	7.6	278	-4		0.6	2.0	1.1	2.8
Friday, January 31, 2014	17:00	0:10	33	45	35	32	487	6.9	279	-4		0.2	1.1	1.3	3.5
Friday, January 31, 2014	17:10	0:10	35	43	37	33	1255	9.4	280	-4		0.4	1.3	1.5	3.2
Friday, January 31, 2014	17:20	0:10	36	44	38	34	1305	9.5	286	-4		0.6	1.3	1.7	3.3
Friday, January 31, 2014	17:30	0:10	35	41	36	34	1006	8.7	286	-4		0.6	1.1	1.9	3.3
Friday, January 31, 2014	17:40	0:10	34	42	35	32	882	8.1	276	-4		0.6	1.5	1.5	3.7
Friday, January 31, 2014	17:50	0:10	34	41	36	32	752	7.7	277	-4		0.2	0.7	1.5	3.5
Friday, January 31, 2014	18:00	0:10	35	44	36	34	942	8.3	280	-4		0.6	1.5	1.5	4.1
Friday, January 31, 2014	18:10	0:10	35	41	37	34	1344	9.6	279	-4		0.6	1.3	1.5	3.3
Friday, January 31, 2014	18:20	0:10	35	40	36	33	1021	8.4	282	-4		0.6	1.5	1.7	3.9
Friday, January 31, 2014	18:30	0:10	36	41	37	34	1387	9.5	284	-4		0.2	0.9	1.9	4.1
Friday, January 31, 2014	18:40	0:10	35	40	37	34	1334	9.6	282	-4		0.6	2.0	1.9	4.4
Friday, January 31, 2014	18:50	0:10	36	41	37	34	1848	11.0	282	-4		0.4	1.7	1.9	4.1
Friday, January 31, 2014	19:00	0:10	35	40	37	34	1623	10.7	276	-4		0.4	0.9	1.7	4.1
Friday, January 31, 2014	19:10	0:10	35	50	36	33	1662	10.5	278	-4		0.9	3.7	1.7	3.3
Friday, January 31, 2014	19:20	0:10	37	50	38	34	1595	10.1	279	-4		0.6	1.1	1.7	3.5
Friday, January 31, 2014	19:30	0:10	36	41	37	34	1292	9.4	284	-5		0.6	1.3	1.3	2.8
Friday, January 31, 2014	19:40	0:10													

Table B-4: Location 2 Winter Compliance Evaluation

Date	Time	Duration	Leq	Lmax	L(10)	L(90)	WT E2	WT E2	Onsite Met	Onsite Met	NWS Plymouth	Loc. 2	Loc. 2	Loc. 6	Loc. 6
	Start Time	(min)	(dBA)	(dBA)	(dBA)	(dBA)	Output (kW)	HH WS (m/s)	WD @ 75m (degrees)	Temp. (°C)	Precip. Obs.	Avg. WS @ 2m (m/s)	Gust WS @ 2m (m/s)	Avg. WS @ 2m (m/s)	Gust WS @ 2m (m/s)
Friday, January 31, 2014	21:50	0:10	42	72	39	34	1600	9.9	278	-5		0.4	1.1	0.9	3.2
Friday, January 31, 2014	22:00	0:10	36	51	36	33	1301	9.3	275	-5		0.4	0.9	0.9	2.4
Friday, January 31, 2014	22:10	0:10	50	70	37	32	1589	10.0	274	-5		0.6	1.1	0.6	1.9
Friday, January 31, 2014	22:20	0:10	36	53	37	32	1518	10.0	274	-5		0.6	1.7	0.2	1.3
Friday, January 31, 2014	22:30	0:10	38	53	40	32	1058	8.7	274	-5		0.7	1.5	0.2	1.7
Friday, January 31, 2014	22:40	0:10	33	46	35	31	992	8.5	274	-5		0.6	1.3	0.6	1.9
Friday, January 31, 2014	22:50	0:10	32	41	33	30	776	7.6	276	-5		0.6	1.1	0.6	2.4
Friday, January 31, 2014	23:00	0:10	31	41	33	30	696	7.5	273	-5		0.6	1.5	0.7	1.9
Friday, January 31, 2014	23:10	0:10	37	56	39	31	924	8.3	275	-6		0.6	1.5	0.6	2.0
Friday, January 31, 2014	23:20	0:10	32	40	34	30	1348	9.4	277	-6		0.4	1.5	0.4	1.1
Friday, January 31, 2014	23:30	0:10	32	40	34	30	1464	9.6	277	-6		0.6	2.4	0.4	1.5
Friday, January 31, 2014	23:40	0:10	32	42	34	30	1371	9.6	278	-6		0.7	1.7	0.4	1.9
Friday, January 31, 2014	23:50	0:10	32	41	34	30	1526	9.9	281	-6		0.2	1.1	0.2	2.2
Saturday, February 01, 2014	0:00	0:10	31	40	33	29	1506	10.0	280	-6		0.6	1.3	0.0	0.6
Saturday, February 01, 2014	0:10	0:10	31	40	33	29	1520	9.9	279	-6		0.6	1.3	0.2	0.7
Saturday, February 01, 2014	0:20	0:10	33	41	35	30	1557	10.1	276	-6		0.6	1.9	0.2	0.9
Saturday, February 01, 2014	0:30	0:10	33	43	34	31	1700	10.4	278	-5		0.4	1.1	0.6	1.7
Saturday, February 01, 2014	0:40	0:10	32	40	34	31	1714	10.4	277	-5		0.4	1.1	0.9	2.2
Saturday, February 01, 2014	0:50	0:10	32	39	34	30	1531	9.9	277	-5		0.6	1.3	0.7	2.2
Saturday, February 01, 2014	1:00	0:10	33	41	35	30	1567	10.0	277	-5		0.6	1.5	0.6	2.0
Saturday, February 01, 2014	1:10	0:10	32	40	34	30	1680	10.3	281	-5		0.4	1.1	0.4	1.5
Saturday, February 01, 2014	1:20	0:10	32	41	34	29	1306	9.3	284	-5		0.6	0.9	0.4	1.9
Saturday, February 01, 2014	1:30	0:10	33	45	35	30	1095	8.9	286	-5		0.6	1.3	0.4	2.6
Saturday, February 01, 2014	1:40	0:10	33	44	35	31	1089	8.9	287	-5		0.6	1.1	0.4	1.7
Saturday, February 01, 2014	1:50	0:10	32	38	33	30	822	8.0	286	-5		0.4	0.9	0.2	1.3
Saturday, February 01, 2014	2:00	0:10	31	40	33	28	795	8.0	280	-5		0.4	0.9	0.4	1.9
Saturday, February 01, 2014	2:10	0:10	31	38	33	29	785	7.9	281	-6		0.4	1.1	0.2	1.5
Saturday, February 01, 2014	2:20	0:10	30	38	32	28	733	7.7	280	-6		0.7	1.1	0.2	0.7
Saturday, February 01, 2014	2:30	0:10	29	37	30	28	569	7.0	279	-6		0.2	0.7	0.4	0.9
Saturday, February 01, 2014	2:40	0:10	29	40	31	27	433	6.6	278	-6		0.7	1.5	0.2	0.9
Saturday, February 01, 2014	2:50	0:10	27	35	29	26	446	6.7	279	-6		0.7	1.5	0.2	0.9
Saturday, February 01, 2014	3:00	0:10	27	32	29	26	355	6.4	279	-6		0.2	0.9	0.0	0.4
Saturday, February 01, 2014	3:10	0:10	28	36	30	27	354	6.2	278	-6		0.0	0.7	0.2	0.7
Saturday, February 01, 2014	3:20	0:10	27	31	28	26	278	5.9	277	-6		0.4	0.9	0.0	0.0
Saturday, February 01, 2014	3:30	0:10	28	34	29	26	311	6.1	277	-6		0.2	0.9	0.2	0.7
Saturday, February 01, 2014	3:40	0:10	27	36	29	26	129	4.9	276	-6		0.7	1.5	0.0	0.4
Saturday, February 01, 2014	3:50	0:10	26	30	26	25	24	3.9	272	-6		1.1	1.9	0.2	0.7
Saturday, February 01, 2014	4:00	0:10	25	32	26	25	46	4.3	265	-5		0.7	1.3	0.2	1.5
Saturday, February 01, 2014	4:10	0:10	27	40	28	25	14	3.9	256	-5		0.4	0.9	0.4	2.0
Saturday, February 01, 2014	4:20	0:10	36	52	28	24	73	4.6	258	-5		0.0	0.4	0.4	1.1
Saturday, February 01, 2014	4:30	0:10	26	35	27	24	41	4.1	256	-5		0.0	0.6	0.2	1.1
Saturday, February 01, 2014	4:40	0:10	26	34	26	25	10	3.7	260	-5		0.6	0.9	0.0	0.7
Saturday, February 01, 2014	4:50	0:10	26	31	27	25	-40	2.6	261	-5		0.2	0.7	-0.0	0.9
Saturday, February 01, 2014	5:00	0:10	25	32	27	25	-34	3.0	260	-5		0.6	0.9	0.0	0.6
Saturday, February 01, 2014	5:10	0:10	26	34	28	25	-37	2.7	266	-6		0.2	0.7	-0.2	1.9
Saturday, February 01, 2014	5:20	0:10	27	39	28	25	-23	3.3	264	-6		0.6	1.1	0.2	1.1
Saturday, February 01, 2014	5:30	0:10	31	50	30	25	-23	3.2	260	-6		0.2	0.7	-0.2	0.9
Saturday, February 01, 2014	5:40	0:10	29	37	31	26	2	3.7	258	-6		0.6	0.9	0.2	1.3
Saturday, February 01, 2014	5:50	0:10	27	33	28	26	63	4.3	262	-6		0.0	0.7	0.2	0.9
Saturday, February 01, 2014	6:00	0:10	27	38	29	26	64	4.2	265	-6		0.2	0.6	0.0	0.2
Saturday, February 01, 2014	6:10	0:10	29	40	31	27	67	4.4	268	-6		0.2	0.7	0.0	0.6
Saturday, February 01, 2014	6:20	0:10	28	36	29	26	33	4.3	267	-7		0.2	0.7	0.4	0.9
Saturday, February 01, 2014	6:30	0:10	27	33	28	26	71	4.5	266	-7		0.0	0.0	0.0	0.0
Saturday, February 01, 2014	6:40	0:10	28	34	30	26	104	4.8	263	-6		0.0	0.0	0.0	0.0
Saturday, February 01, 2014	6:50	0:10	28	37	30	26	145	4.9	261	-6		0.2	0.9	0.0	0.0
Saturday, February 01, 2014	7:00	0:10	30	39	32	27	89	4.4	261	-7		0.0	0.0	0.0	0.0
Saturday, February 01, 2014	7:10	0:10	33	50	36	28	53	4.4	261	-7		0.4	0.9	0.0	0.0
Saturday, February 01, 2014	7:20	0:10	33	53	36	27	103	4.4	255	-6		0.0	0.6	0.0	0.0
Saturday, February 01, 2014	7:30	0:10	33	50	34	27	108	4.6	249	-6		0.0	0.0	0.0	0.0
Saturday, February 01, 2014	7:40	0:10	41	52	46	28	105	4.6	249	-6		0.0	0.6	0.0	0.0
Saturday, February 01, 2014	7:50	0:10	43	48	44	42	71	4.3	255	-6		0.2	0.6	0.2	0.6
Saturday, February 01, 2014	8:00	0:10	42	48	42	41	126	4.9	256	-6		0.2	0.6	0.0	0.7
Saturday, February 01, 2014	8:10	0:10	58	71	62	41	147	5.0	255	-5		0.0	0.6	0.0	0.4
Saturday, February 01, 2014	8:20	0:10	43	54	44	40	99	4.6	246	-5		0.2	0.6	0.0	0.0
Saturday, February 01, 2014	8:30	0:10	42	53	43	35	64	4.4	244	-5		0.4	0.7	0.0	0.6
Saturday, February 01, 2014	8:40	0:10	36	46	37	35	48	4.2	243	-5		0.2	0.6	0.2	0.7
Saturday, February 01, 2014	8:50	0:10	38	52	40	35	21	3.9	228	-4		0.2	0.7	0.0	0.6
Saturday, February 01, 2014	9:00	0:10	38	48	41	34	18	3.9	227	-4		0.4	1.1	0.4	1.1
Saturday, February 01, 2014	9:10	0:10	53	70	54	39	-24	3.2	217	-4		0.4	0.9	0.4	1.3
Saturday, February 01, 2014	9:20	0:10	52	67	55	39	-41	2.5	204	-3		0.6	1.7	0.2	0.9
Saturday, February 01, 2014	9:30	0:10	51	65	52	49	-39	2.2	196	-3		0.7	1.5	-0.2	1.5
Saturday, February 01, 2014	9:40	0:10	50	63	51	47	-41	2.2	170	-3		0.4	1.1	-0.7	1.5
Saturday, February 01, 2014	9:50	0:10	48	60	49	46	-40	1.8	160	-3		0.2	1.1	0.6	1.9
Saturday, February 01, 2014	10:00	0:10	48	64	50	44	-39	1.1	169	-3		0.6	0.9	0.7	1.5
Saturday, February 01, 2014	10:10	0:10	43	57	48	28	-38	2.0	192	-3		0.4	1.1	0.6	1.7
Saturday, February 01, 2014	10:20	0:10	36	47	40	28	-38	2.2	198	-3		0.4	0.7	0.4	1.1
Saturday, February 01, 2014	10:30	0:10	30	35	31	28	-38	1.9	202	-2		0.4	0.7	0.2	1.1
Saturday, February 01, 2014	10:40	0:10	46	63	47	28	-24	2.0	229	-2		0.4	0.7	0.4	1.1
Saturday, February 01, 2014	10:50	0:10	36	52	36	28	-20	1.7	246	-2		0.2	0.9	-0.2	0.9
Saturday, February 01, 2014	11:00	0:10	29	41	30	27	-20	1.3	254	-2		0.4	0.9	0.6	1.3
Saturday, February 01, 2014	11:10	0:10	28	45	29	26	-20	0.7	252	-1		0.4	1.1	0.4	1.1
Saturday, February 01, 2014	11:20	0:10	31	49	32	27	-20	0.7	221	-1		0.4	1.1	0.6	1.1
Saturday, February 01, 2014	11:30	0:10	32	49	33	31	-20	0.9	231	-1		0.4	1.3	0.6	1.7
Saturday, February 01, 2014	11:40	0:10	35	53	37	29	-20	0.9	211	-1		0.4	1.1	0.6	2.2
Saturday, February 01, 2014	11:50	0:10	33	51	37	28	-21	0.9	230	-1		0.7	2.2	0.7	1.7
Saturday, February 01, 2014	12:00	0:10	46	64	48	28	-20	2.0	204	0		1.3	2.4	0.4	1.5
Saturday, February 01, 2014	12:10	0:10	29	42	31	26	-20	2.7	206	0		1.1	2.8	0.6	1.9
Saturday, February 01, 2014	12:20	0:10	35	54	34	26	-23	3.0	226	0		0.7	2.2	0.4	1.1
Saturday, February 01, 2014	12:30	0:10	34	61	30	26	-27	2.9	208	0		0.7	1.9	0.7	1.9
Saturday, February 01, 2014	12:40	0:10													

Table B-4: Location 2 Winter Compliance Evaluation

Date	Time	Duration	Leq	Lmax	L(10)	L(90)	WT E2	WT E2	Onsite Met	Onsite Met	NWS Plymouth	Loc. 2	Loc. 2	Loc. 6	Loc. 6
	Start Time	(min)	(dBA)	(dBA)	(dBA)	(dBA)	Output (kW)	HH WS (m/s)	WD @ 75m (degrees)	Temp. (°C)	Precip. Obs.	Avg. WS @ 2m (m/s)	Gust WS @ 2m (m/s)	Avg. WS @ 2m (m/s)	Gust WS @ 2m (m/s)
Saturday, February 01, 2014	14:50	0:10	28	38	30	27	112	4.8	136	-1		0.4	1.7	1.1	2.8
Saturday, February 01, 2014	15:00	0:10	28	41	29	27	142	5.1	141	-1		0.2	1.1	0.7	2.0
Saturday, February 01, 2014	15:10	0:10	29	39	30	28	113	4.8	146	-1		0.2	1.9	0.9	2.2
Saturday, February 01, 2014	15:20	0:10	30	44	32	28	104	4.7	140	-1		0.7	3.2	0.7	1.5
Saturday, February 01, 2014	15:30	0:10	36	66	35	28	36	4.0	140	-1		0.7	2.6	0.9	2.4
Saturday, February 01, 2014	15:40	0:10	29	38	31	27	-23	3.1	144	-1		0.6	1.9	0.6	1.7
Saturday, February 01, 2014	15:50	0:10	29	37	30	28	26	3.9	145	-1		0.7	1.9	0.7	1.7
Saturday, February 01, 2014	16:00	0:10	30	49	31	27	-18	3.3	154	-1		0.4	1.7	0.4	1.9
Saturday, February 01, 2014	16:10	0:10	35	52	37	28	-39	2.3	159	-1		0.7	1.7	0.6	2.6
Saturday, February 01, 2014	16:20	0:10	30	43	32	28	43	3.9	164	-2		0.6	1.5	0.9	2.4
Saturday, February 01, 2014	16:30	0:10	29	36	30	27	-6	3.8	157	-2		0.4	1.3	1.1	3.2
Saturday, February 01, 2014	16:40	0:10	30	41	31	28	18	3.9	155	-2		0.4	1.1	0.6	1.9
Saturday, February 01, 2014	16:50	0:10	28	36	29	27	-4	3.6	148	-2		0.4	0.9	0.6	1.5
Saturday, February 01, 2014	17:00	0:10	28	39	29	27	-19	3.0	144	-2		0.2	0.9	0.7	1.7
Saturday, February 01, 2014	17:10	0:10	29	35	29	28	5	3.8	147	-2		0.6	1.1	0.7	1.7
Saturday, February 01, 2014	17:20	0:10	30	47	32	28	-8	3.7	148	-2		0.7	1.3	0.4	1.7
Saturday, February 01, 2014	17:30	0:10	30	44	32	28	11	3.8	156	-2		0.9	1.5	0.2	1.3
Saturday, February 01, 2014	17:40	0:10	33	49	36	28	74	4.5	157	-1		1.1	2.0	1.1	2.4
Saturday, February 01, 2014	17:50	0:10	31	37	32	30	84	4.5	162	-1		0.9	1.5	0.4	2.0
Saturday, February 01, 2014	18:00	0:10	33	49	34	31	95	4.3	165	-2		0.2	0.9	0.0	1.5
Saturday, February 01, 2014	18:10	0:10	42	72	37	33	60	4.1	166	-2		0.6	1.5	0.6	1.5
Saturday, February 01, 2014	18:20	0:10	35	44	36	33	214	5.6	164	-2		0.6	1.7	0.9	2.4
Saturday, February 01, 2014	18:30	0:10	36	42	38	35	155	5.0	160	-3		0.6	1.7	0.9	2.0
Saturday, February 01, 2014	18:40	0:10	36	41	37	34	111	4.4	160	-3		0.7	2.0	0.9	1.7
Saturday, February 01, 2014	18:50	0:10	45	70	37	34	73	4.4	162	-3	1	0.7	2.8	1.1	2.2
Saturday, February 01, 2014	19:00	0:10	36	42	37	35	80	4.3	165	-3	1	0.7	1.7	0.6	2.0
Saturday, February 01, 2014	19:10	0:10	37	41	38	35	74	4.0	165	-3	1	0.6	2.4	0.4	1.5
Saturday, February 01, 2014	19:20	0:10	37	44	38	35	165	5.0	165	-2	1	0.7	1.9	0.7	2.2
Saturday, February 01, 2014	19:30	0:10	35	43	37	33	137	4.5	163	-2	1	0.9	2.8	1.1	2.8
Saturday, February 01, 2014	19:40	0:10	34	39	36	33	28	3.8	160	-2	1	0.7	2.2	1.1	2.4
Saturday, February 01, 2014	19:50	0:10	33	37	34	32	33	4.1	156	-2	1	0.7	2.2	1.1	2.2
Saturday, February 01, 2014	20:00	0:10	35	42	37	33	136	5.0	157	-2	1	0.9	3.0	1.1	2.6
Saturday, February 01, 2014	20:10	0:10	34	41	36	32	106	4.8	159	-2	1	0.4	2.0	1.3	2.8
Saturday, February 01, 2014	20:20	0:10	36	43	37	33	33	4.1	156	-2	1	0.9	2.6	1.1	2.8
Saturday, February 01, 2014	20:30	0:10	34	39	35	31	-20	3.2	157	-2	1	0.9	2.8	0.6	1.7
Saturday, February 01, 2014	20:40	0:10	33	46	35	31	-29	3.2	151	-2	1	0.9	2.4	0.9	2.0
Saturday, February 01, 2014	20:50	0:10	34	42	36	31	22	3.8	158	-3	1	0.6	1.9	0.9	3.2
Saturday, February 01, 2014	21:00	0:10	35	43	37	33	176	5.1	156	-3	1	0.7	2.2	1.5	4.3
Saturday, February 01, 2014	21:10	0:10	33	40	34	31	97	4.6	154	-3	1	0.9	3.2	1.3	2.4
Saturday, February 01, 2014	21:20	0:10	33	49	35	29	150	5.0	154	-3	1	0.6	3.0	0.9	2.6
Saturday, February 01, 2014	21:30	0:10	39	63	34	29	56	4.2	155	-3	1	0.6	1.9	0.9	1.9
Saturday, February 01, 2014	21:40	0:10	37	44	39	31	205	5.5	154	-3	1	0.7	1.9	0.7	2.6
Saturday, February 01, 2014	21:50	0:10	37	42	39	36	151	5.2	157	-3	1	0.4	1.3	0.4	1.7
Saturday, February 01, 2014	22:00	0:10	36	42	37	34	130	4.9	159	-3	1	0.6	2.0	0.9	3.3
Saturday, February 01, 2014	22:10	0:10	34	39	35	32	52	4.1	162	-4		0.6	1.5	0.2	0.9
Saturday, February 01, 2014	22:20	0:10	32	40	33	30	85	4.3	165	-4		0.4	0.7	0.0	0.6
Saturday, February 01, 2014	22:30	0:10	31	37	32	29	68	4.5	168	-4		0.4	1.1	0.0	0.4
Saturday, February 01, 2014	22:40	0:10	30	34	31	29	70	4.3	170	-3		0.4	1.1	0.0	1.1
Saturday, February 01, 2014	22:50	0:10	31	37	32	29	33	3.9	167	-3		0.4	1.7	0.0	0.7
Saturday, February 01, 2014	23:00	0:10	33	40	35	29	64	4.3	169	-3		0.4	1.3	0.0	0.6
Saturday, February 01, 2014	23:10	0:10	35	40	35	34	115	4.8	173	-3		0.6	1.7	0.0	0.6
Saturday, February 01, 2014	23:20	0:10	33	44	35	30	200	5.4	172	-3		0.6	1.7	0.2	0.9
Saturday, February 01, 2014	23:30	0:10	32	39	33	31	152	5.1	170	-3		0.7	1.9	0.4	1.1
Saturday, February 01, 2014	23:40	0:10	32	39	34	30	104	4.5	173	-3		0.6	1.7	0.2	1.3
Saturday, February 01, 2014	23:50	0:10	30	36	31	29	-29	4.5	177	-3		0.6	1.5	0.4	1.3
Sunday, February 02, 2014	0:00	0:10	30	44	31	28	-40	4.4	186	-3		0.4	0.7	0.0	0.6
Sunday, February 02, 2014	0:10	0:10	31	39	33	28	-39	5.5	189	-3		0.4	1.1	0.2	0.9
Sunday, February 02, 2014	0:20	0:10	33	41	34	31	-38	4.4	192	-3		0.6	1.1	0.0	0.7
Sunday, February 02, 2014	0:30	0:10	31	38	33	29	-37	4.5	192	-2		0.6	1.3	0.2	0.9
Sunday, February 02, 2014	0:40	0:10	31	36	33	29	-38	4.2	193	-2		0.4	1.1	0.0	0.7
Sunday, February 02, 2014	0:50	0:10	28	35	30	27	-29	3.0	195	-2		0.2	0.7	0.2	0.9
Sunday, February 02, 2014	1:00	0:10	27	32	28	26	-21	4.1	193	-2		0.2	0.9	0.4	1.3
Sunday, February 02, 2014	1:10	0:10	26	32	27	25	-20	2.2	201	-2		0.0	0.6	0.4	1.7
Sunday, February 02, 2014	1:20	0:10	25	35	26	24	-21	3.0	204	-2		0.2	0.6	0.4	1.3
Sunday, February 02, 2014	1:30	0:10	27	36	29	25	-19	2.6	206	-2	1	0.0	1.1	-0.2	0.9
Sunday, February 02, 2014	1:40	0:10	24	27	25	24	-20	1.4	213	-2	1	0.2	1.1	0.2	0.9
Sunday, February 02, 2014	1:50	0:10	28	40	30	24	-20	2.9	209	-2	1	0.4	0.9	-0.2	0.7
Sunday, February 02, 2014	2:00	0:10	27	35	29	24	-20	3.1	203	-2	1	0.2	0.7	0.2	1.1
Sunday, February 02, 2014	2:10	0:10	25	37	25	23	-20	1.8	206	-2	1	0.4	0.7	-0.0	0.6
Sunday, February 02, 2014	2:20	0:10	24	34	25	23	-20	3.2	211	-2	1	0.7	1.3	0.0	0.6
Sunday, February 02, 2014	2:30	0:10	24	32	25	23	-20	2.3	207	-2		0.4	1.3	-0.0	0.7
Sunday, February 02, 2014	2:40	0:10	25	38	27	23	-19	2.4	212	-2		0.0	0.4	-0.0	0.6
Sunday, February 02, 2014	2:50	0:10	24	33	25	23	-20	2.3	214	-2		0.2	0.6	-0.2	0.7
Sunday, February 02, 2014	3:00	0:10	24	38	25	23	-20	2.4	217	-2		0.2	0.7	-0.0	0.0
Sunday, February 02, 2014	3:10	0:10	24	27	25	23	-20	1.3	218	-1		0.4	0.9	0.0	0.6
Sunday, February 02, 2014	3:20	0:10	23	26	24	23	-19	2.0	224	-2		0.2	0.7	0.0	0.0
Sunday, February 02, 2014	3:30	0:10	25	27	25	24	-19	2.3	222	-1	1	0.0	0.2	0.0	0.0
Sunday, February 02, 2014	3:40	0:10	26	30	28	24	-19	2.5	224	-1	1	0.0	0.7	0.0	0.0
Sunday, February 02, 2014	3:50	0:10	29	43	29	27	-20	3.2	225	-1	1	0.0	0.0	0.0	0.6
Sunday, February 02, 2014	4:00	0:10	28	40	28	25	-20	3.6	221	-1	1	0.0	0.0	-0.2	0.6
Sunday, February 02, 2014	4:10	0:10	26	37	27	25	-20	3.3	225	-1	1	0.2	0.7	0.2	0.9
Sunday, February 02, 2014	4:20	0:10	30	49	26	24	-20	1.5	229	-1	1	0.4	0.7	-0.2	0.9
Sunday, February 02, 2014	4:30	0:10	24	28	25	24	-20	2.3	226	-1	1	0.0	0.2	0.2	0.7
Sunday, February 02, 2014	4:40	0:10	26	43	25	24	-18	2.7	234	-1	1	0.0	0.6	-0.0	0.0
Sunday, February 02, 2014	4:50	0:10	27	44	27	24	18	3.8	232	-1	1	0.4	0.7	0.2	0.7
Sunday, February 02, 2014	5:00	0:10	26	39	26	24	23	3.7	249	-1	1	0.4	0.9	0.0	0.0
Sunday, February 02, 2014	5:10	0:10	26	36	27	25	-19	3.1	249	-1	1	0.2	0.6	0.2	0.9
Sunday, February 02, 2014	5:20	0:10	25	38	26	24	-26	2.4	245	0	1	0.2	0.7	0.0	0.7
Sunday, February 02, 2014	5:30	0:10	27	39	29	25	-19	3.3	252	0	1	0.2	0.7	0.0</	

Table B-4: Location 2 Winter Compliance Evaluation

Date	Time	Duration	Leq	Lmax	L(10)	L(90)	WT E2	WT E2	Onsite Met	Onsite Met	NWS Plymouth	Loc. 2	Loc. 2	Loc. 6	Loc. 6
	Start Time	(min)	(dBA)	(dBA)	(dBA)	(dBA)	Output (kW)	HH WS (m/s)	WD @ 75m (degrees)	Temp. (°C)	Precip. Obs.	Avg. WS @ 2m (m/s)	Gust WS @ 2m (m/s)	Avg. WS @ 2m (m/s)	Gust WS @ 2m (m/s)
Sunday, February 02, 2014	7:50	0:10	40	51	41	39	1088	9.1	272	0	1	0.2	0.6	0.2	0.9
Sunday, February 02, 2014	8:00	0:10	41	58	42	39	966	8.4	275	1	1	0.4	1.5	0.2	0.9
Sunday, February 02, 2014	8:10	0:10	47	59	49	43	533	7.0	273	1	1	0.7	1.7	0.0	0.9
Sunday, February 02, 2014	8:20	0:10	45	59	47	33	740	7.9	272	1	1	0.2	0.7	0.2	1.3
Sunday, February 02, 2014	8:30	0:10	35	44	36	33	631	7.5	277	1	1	0.4	0.7	0.6	1.9
Sunday, February 02, 2014	8:40	0:10	35	61	36	31	436	6.7	284	1	1	0.2	0.9	0.2	1.7
Sunday, February 02, 2014	8:50	0:10	34	42	36	32	553	7.2	282	1	1	0.6	1.1	0.7	1.7
Sunday, February 02, 2014	9:00	0:10	35	44	36	33	966	8.6	281	1	1	0.6	1.1	0.6	2.2
Sunday, February 02, 2014	9:10	0:10	35	42	36	32	721	7.6	294	2	1	0.6	1.7	0.2	1.1
Sunday, February 02, 2014	9:20	0:10	36	53	38	33	535	6.9	287	2	1	0.6	1.1	0.2	0.9
Sunday, February 02, 2014	9:30	0:10	37	56	38	32	680	7.4	276	2		0.4	1.3	0.7	1.7
Sunday, February 02, 2014	9:40	0:10	36	53	38	33	1242	9.3	276	2		0.2	0.7	0.6	1.5
Sunday, February 02, 2014	9:50	0:10	36	49	38	34	1135	9.0	278	2		0.2	0.7	1.1	3.0
Sunday, February 02, 2014	10:00	0:10	37	54	38	35	986	8.7	276	2		0.0	0.6	1.1	2.6
Sunday, February 02, 2014	10:10	0:10	35	53	37	32	748	7.8	273	2		0.4	1.5	0.9	3.3
Sunday, February 02, 2014	10:20	0:10	36	57	36	31	652	7.2	280	2		0.0	0.6	0.4	2.2
Sunday, February 02, 2014	10:30	0:10	33	49	35	31	413	6.5	284	2		0.4	0.9	0.4	1.9
Sunday, February 02, 2014	10:40	0:10	32	41	35	30	375	6.2	282	2		0.4	0.7	0.7	1.9
Sunday, February 02, 2014	10:50	0:10	39	61	34	29	367	6.3	283	2		0.0	0.2	0.7	1.7
Sunday, February 02, 2014	11:00	0:10	32	50	32	29	369	6.3	289	1		0.2	0.9	0.6	1.9
Sunday, February 02, 2014	11:10	0:10	34	48	36	30	377	6.3	286	1		0.2	0.6	0.9	2.2
Sunday, February 02, 2014	11:20	0:10	34	61	36	30	192	5.3	293	2		0.2	0.6	0.9	3.0
Sunday, February 02, 2014	11:30	0:10	32	46	34	29	267	5.9	290	2		0.2	0.6	1.1	2.2
Sunday, February 02, 2014	11:40	0:10	34	53	36	30	239	5.6	280	2		0.2	0.7	1.3	3.3
Sunday, February 02, 2014	11:50	0:10	33	44	35	29	149	4.9	279	2		0.6	1.1	1.3	2.6
Sunday, February 02, 2014	12:00	0:10	31	48	32	28	78	4.1	281	2		0.6	0.9	1.1	3.0
Sunday, February 02, 2014	12:10	0:10	37	55	37	30	247	5.8	284	2		0.4	0.9	1.3	3.2
Sunday, February 02, 2014	12:20	0:10	37	52	41	30	237	5.7	274	2		0.6	1.3	1.1	2.4
Sunday, February 02, 2014	12:30	0:10	33	48	35	30	156	5.0	277	2		0.4	1.3	1.3	3.3
Sunday, February 02, 2014	12:40	0:10	31	48	32	29	188	5.4	282	2		0.7	1.5	0.7	2.4
Sunday, February 02, 2014	12:50	0:10	34	51	35	30	244	5.8	287	1		0.6	1.5	0.9	3.0
Sunday, February 02, 2014	13:00	0:10	33	50	35	29	235	5.6	286	2		0.6	1.5	0.7	2.0
Sunday, February 02, 2014	13:10	0:10	32	48	33	30	277	5.8	285	1		0.6	1.3	0.6	1.9
Sunday, February 02, 2014	13:20	0:10	31	50	31	29	96	4.1	287	1		0.7	1.3	0.9	2.4
Sunday, February 02, 2014	13:30	0:10	30	44	32	28	-2	2.8	281	1		0.6	0.7	0.7	2.2
Sunday, February 02, 2014	13:40	0:10	33	43	34	30	70	4.3	280	1		0.4	0.9	0.9	1.9
Sunday, February 02, 2014	13:50	0:10	35	50	38	28	140	4.8	268	2		0.4	0.9	0.6	1.7
Sunday, February 02, 2014	14:00	0:10	32	51	32	28	134	4.8	290	2		0.4	1.3	0.7	3.0
Sunday, February 02, 2014	14:10	0:10	32	39	34	29	353	6.2	291	1		0.7	1.9	0.9	2.6
Sunday, February 02, 2014	14:20	0:10	35	61	34	29	296	6.1	296	1		0.6	3.3	0.6	2.4
Sunday, February 02, 2014	14:30	0:10	30	43	32	28	244	5.7	305	1		0.9	1.9	0.4	1.9
Sunday, February 02, 2014	14:40	0:10	30	45	31	28	224	5.5	303	1		0.6	1.3	0.6	1.9
Sunday, February 02, 2014	14:50	0:10	32	38	33	30	452	6.8	304	1		0.4	1.5	0.6	1.9
Sunday, February 02, 2014	15:00	0:10	31	38	33	29	461	6.7	301	1		0.4	0.9	0.4	1.5
Sunday, February 02, 2014	15:10	0:10	33	41	35	30	545	7.1	305	0		0.6	1.7	0.4	1.7
Sunday, February 02, 2014	15:20	0:10	33	40	34	31	551	7.2	305	0		0.4	1.3	0.4	1.7
Sunday, February 02, 2014	15:30	0:10	37	60	38	32	423	6.5	303	0		0.7	1.9	0.4	1.3
Sunday, February 02, 2014	15:40	0:10	34	45	35	33	620	7.4	306	0		0.6	1.3	0.4	1.5
Sunday, February 02, 2014	15:50	0:10	33	40	35	31	561	7.2	307	0		0.6	1.5	0.4	1.5
Sunday, February 02, 2014	16:00	0:10	35	43	36	33	628	7.3	307	0		0.6	1.3	0.6	2.0
Sunday, February 02, 2014	16:10	0:10	35	44	37	32	768	7.9	309	0		0.7	1.7	0.6	1.3
Sunday, February 02, 2014	16:20	0:10	35	42	37	33	802	8.2	311	0		0.6	1.3	0.4	1.5
Sunday, February 02, 2014	16:30	0:10	35	43	37	33	878	8.4	310	0		0.7	1.9	0.2	0.9
Sunday, February 02, 2014	16:40	0:10	34	40	35	32	703	7.6	306	0		0.7	1.5	0.2	1.3
Sunday, February 02, 2014	16:50	0:10	33	41	34	31	596	7.3	307	0		0.6	1.1	0.2	0.9
Sunday, February 02, 2014	17:00	0:10	33	50	35	31	480	7.0	304	-1		0.2	0.9	0.4	1.3
Sunday, February 02, 2014	17:10	0:10	35	60	35	31	491	6.9	307	-1		0.4	0.9	0.2	0.7
Sunday, February 02, 2014	17:20	0:10	34	45	37	31	546	7.2	312	-1		0.6	1.9	0.6	1.7
Sunday, February 02, 2014	17:30	0:10	34	42	36	31	672	7.8	305	-1		0.6	1.7	0.6	1.9
Sunday, February 02, 2014	17:40	0:10	34	44	36	32	607	7.5	311	-1		0.4	1.1	0.7	2.0
Sunday, February 02, 2014	17:50	0:10	37	48	39	34	904	8.5	305	-1		0.6	1.3	0.7	2.0
Sunday, February 02, 2014	18:00	0:10	36	43	38	34	882	8.7	316	-1		0.4	1.1	0.7	1.9
Sunday, February 02, 2014	18:10	0:10	37	44	39	34	914	8.6	306	-1		0.6	2.6	0.9	1.9
Sunday, February 02, 2014	18:20	0:10	36	46	38	34	1027	9.1	308	-1		0.6	1.3	0.7	2.2
Sunday, February 02, 2014	18:30	0:10	36	45	38	34	686	8.2	307	-1		0.7	2.4	0.7	2.2
Sunday, February 02, 2014	18:40	0:10	35	43	37	33	747	8.5	316	-1		0.4	1.1	0.7	2.0
Sunday, February 02, 2014	18:50	0:10	35	44	37	33	914	8.9	315	-1	1	0.6	2.0	1.1	2.2
Sunday, February 02, 2014	19:00	0:10	35	43	37	33	1056	9.5	317	-1	1	0.7	1.7	0.9	2.0
Sunday, February 02, 2014	19:10	0:10	36	46	38	33	1073	9.6	319	-1	1	0.6	1.5	0.7	1.9
Sunday, February 02, 2014	19:20	0:10	34	58	36	32	905	8.9	318	-1	1	0.4	1.5	0.6	1.5
Sunday, February 02, 2014	19:30	0:10	34	49	35	31	731	8.3	319	-1	1	0.4	3.0	0.6	1.9
Sunday, February 02, 2014	19:40	0:10	36	45	38	33	1131	9.6	324	-1	1	0.2	2.0	0.4	2.4
Sunday, February 02, 2014	19:50	0:10	36	45	38	33	1043	9.2	325	-1		0.0	1.5	0.7	2.4
Sunday, February 02, 2014	20:00	0:10	35	42	37	32	914	8.8	321	-1		0.0	0.7	0.4	1.7
Sunday, February 02, 2014	20:10	0:10	34	42	36	32	849	8.6	324	-1		0.2	2.4	0.7	3.2
Sunday, February 02, 2014	20:20	0:10	34	42	35	31	653	8.0	321	-2		0.2	1.1	0.2	0.9
Sunday, February 02, 2014	20:30	0:10	35	44	37	32	739	8.2	320	-2		0.6	1.9	0.4	2.0
Sunday, February 02, 2014	20:40	0:10	37	45	39	35	1273	10.1	316	-2		0.7	2.4	0.6	2.4
Sunday, February 02, 2014	20:50	0:10	38	44	40	35	1468	10.6	321	-2		0.9	2.6	0.6	1.7
Sunday, February 02, 2014	21:00	0:10	36	42	38	34	1159	9.3	322	-2		0.6	1.5	0.6	1.7
Sunday, February 02, 2014	21:10	0:10	37	44	39	34	1493	10.7	318	-2		0.7	2.0	0.7	2.2
Sunday, February 02, 2014	21:20	0:10	37	44	38	33	1192	9.5	316	-2		0.6	1.9	0.7	1.9
Sunday, February 02, 2014	21:30	0:10	36	42	38	34	1267	9.8	313	-2		0.6	2.2	0.6	1.9
Sunday, February 02, 2014	21:40	0:10	36	43	38	34	1344	9.9	319	-2		0.6	2.8	0.9	2.2
Sunday, February 02, 2014	21:50	0:10	36	42	38	34	1508	10.4	318	-2		0.7	1.9	0.7	2.4
Sunday, February 02, 2014	22:00	0:10	36	42	37	34	1412	9.9	321	-2		0.6	1.7	0.6	1.7
Sunday, February 02, 2014	22:10	0:10	36	42	38	34	1385	9.9	320	-3		0.6	1.3	0.7	2.0
Sunday, February 02, 2014	22:20	0:10	37	43	38	35	1364	9.8	324	-3		0.6	2.2	0.7	2.2
Sunday, February 02, 2014	22:30	0:10	37	43	39										

Table B-4: Location 2 Winter Compliance Evaluation

Date	Time	Duration	Leq	Lmax	L(10)	L(90)	WT E2	WT E2	Onsite Met	Onsite Met	NWS Plymouth	Loc. 2	Loc. 2	Loc. 6	Loc. 6
	Start Time	(min)	(dBA)	(dBA)	(dBA)	(dBA)	Output (kW)	HH WS (m/s)	WD @ 75m (degrees)	Temp. (°C)	Precip. Obs.	Avg. WS @ 2m (m/s)	Gust WS @ 2m (m/s)	Avg. WS @ 2m (m/s)	Gust WS @ 2m (m/s)
Monday, February 03, 2014	0:50	0:10	34	42	35	32	698	7.5	324	-5		0.6	2.2	0.9	2.6
Monday, February 03, 2014	1:00	0:10	35	44	37	33	723	7.9	321	-5		0.6	1.5	1.1	3.7
Monday, February 03, 2014	1:10	0:10	34	43	36	33	726	7.8	318	-6		0.6	1.7	1.1	3.3
Monday, February 03, 2014	1:20	0:10	35	44	37	33	969	8.6	316	-6		0.6	1.7	1.3	4.1
Monday, February 03, 2014	1:30	0:10	36	42	38	34	1239	9.5	321	-6		0.7	1.7	0.9	3.0
Monday, February 03, 2014	1:40	0:10	37	48	39	35	1408	9.9	323	-6		0.9	3.0	1.1	3.2
Monday, February 03, 2014	1:50	0:10	36	42	37	34	1730	10.5	320	-6		0.6	1.9	0.6	2.0
Monday, February 03, 2014	2:00	0:10	37	49	38	35	1767	11.1	317	-7		0.9	2.6	1.1	3.9
Monday, February 03, 2014	2:10	0:10	38	49	39	35	1491	10.1	320	-7		0.9	2.4	1.3	3.3
Monday, February 03, 2014	2:20	0:10	36	42	37	34	1201	9.2	326	-7		0.9	2.4	0.9	2.6
Monday, February 03, 2014	2:30	0:10	34	41	36	32	760	7.9	327	-7		0.7	2.0	1.1	3.3
Monday, February 03, 2014	2:40	0:10	32	39	34	30	530	7.1	328	-7		0.4	1.3	0.7	2.8
Monday, February 03, 2014	2:50	0:10	31	38	33	27	473	6.6	324	-7		0.6	1.9	0.6	1.9
Monday, February 03, 2014	3:00	0:10	30	37	31	28	423	6.6	320	-7		0.4	2.0	0.9	2.6
Monday, February 03, 2014	3:10	0:10	28	34	30	27	224	5.4	322	-7		0.6	1.7	0.7	1.9
Monday, February 03, 2014	3:20	0:10	29	35	30	27	283	6.0	326	-7		0.6	1.7	0.6	2.2
Monday, February 03, 2014	3:30	0:10	29	36	30	27	326	6.2	328	-7		0.4	1.1	0.4	2.8
Monday, February 03, 2014	3:40	0:10	27	32	28	26	213	5.5	329	-7		0.4	1.3	0.6	1.9
Monday, February 03, 2014	3:50	0:10	28	38	29	26	186	5.3	329	-7		0.4	1.3	0.6	1.7
Monday, February 03, 2014	4:00	0:10	27	33	29	26	170	5.2	331	-7		0.0	0.7	0.6	1.9
Monday, February 03, 2014	4:10	0:10	28	32	29	27	170	5.3	333	-7		0.2	0.9	0.6	2.0
Monday, February 03, 2014	4:20	0:10	27	33	28	26	163	5.3	334	-7		0.2	1.1	0.6	1.5
Monday, February 03, 2014	4:30	0:10	29	35	30	27	218	5.7	328	-7		0.2	1.5	0.4	2.2
Monday, February 03, 2014	4:40	0:10	29	41	30	27	199	5.3	325	-7		0.6	1.5	0.4	1.3
Monday, February 03, 2014	4:50	0:10	29	40	31	27	248	5.9	324	-7		0.4	1.9	0.6	2.0
Monday, February 03, 2014	5:00	0:10	28	34	30	27	302	6.1	326	-7		0.6	1.5	0.6	1.3
Monday, February 03, 2014	5:10	0:10	28	35	29	26	200	5.4	327	-7		0.4	1.3	0.4	1.3
Monday, February 03, 2014	5:20	0:10	27	34	28	26	46	4.2	323	-7		0.6	1.3	0.4	0.9
Monday, February 03, 2014	5:30	0:10	28	34	29	26	67	4.4	323	-7		0.7	2.2	0.4	1.3
Monday, February 03, 2014	5:40	0:10	28	32	29	26	39	4.0	324	-7		0.6	1.7	0.6	1.3
Monday, February 03, 2014	5:50	0:10	31	40	32	30	38	4.2	329	-7		0.4	1.3	0.7	2.0
Monday, February 03, 2014	6:00	0:10	32	44	33	30	97	4.7	329	-7		0.4	0.9	0.6	1.3
Monday, February 03, 2014	6:10	0:10	32	38	33	30	243	5.9	329	-7		0.2	0.9	0.6	1.3
Monday, February 03, 2014	6:20	0:10	33	38	34	32	389	6.4	323	-7		0.4	1.3	0.7	2.2
Monday, February 03, 2014	6:30	0:10	36	62	36	31	341	6.4	323	-7		0.4	0.9	0.7	2.4
Monday, February 03, 2014	6:40	0:10	37	52	41	32	295	6.1	325	-7		0.6	2.0	0.9	1.9
Monday, February 03, 2014	6:50	0:10	33	45	34	31	248	5.9	324	-7		0.2	1.3	0.6	2.2
Monday, February 03, 2014	7:00	0:10	32	43	34	29	68	4.3	323	-7		0.6	1.7	0.4	1.7
Monday, February 03, 2014	7:10	0:10	29	38	31	27	36	3.9	323	-7		0.2	0.7	0.6	1.7
Monday, February 03, 2014	7:20	0:10	34	50	38	29	20	3.8	329	-7		0.0	0.7	0.4	1.5
Monday, February 03, 2014	7:30	0:10	31	54	33	28	39	4.1	330	-7		0.0	0.7	0.4	1.5
Monday, February 03, 2014	7:40	0:10	30	48	31	27	35	4.1	334	-7		0.4	1.1	0.6	1.7
Monday, February 03, 2014	7:50	0:10	33	46	34	28	53	4.1	334	-7		0.4	1.3	0.7	1.7
Monday, February 03, 2014	8:00	0:10	30	44	32	28	0	3.6	341	-7		0.7	1.7	0.6	2.0
Monday, February 03, 2014	8:10	0:10	44	62	46	28	-37	2.8	355	-7		0.4	1.3	0.6	1.7
Monday, February 03, 2014	8:20	0:10	31	55	30	27	-42	2.5	350	-7		0.4	1.1	0.2	1.1
Monday, February 03, 2014	8:30	0:10	30	54	30	26	-41	2.3	358	-7		0.4	1.5	0.4	1.9
Monday, February 03, 2014	8:40	0:10	37	67	33	26	-39	2.0	354	-7		0.6	1.3	0.6	2.4
Monday, February 03, 2014	8:50	0:10	33	48	37	26	-39	1.9	351	-7		0.4	0.9	0.4	2.2
Monday, February 03, 2014	9:00	0:10	29	46	32	25	-38	1.4	358	-7		0.4	1.5	0.2	1.9
Monday, February 03, 2014	9:10	0:10	30	46	32	26	-38	1.7	17	-6		0.4	1.5	0.2	0.7
Monday, February 03, 2014	9:20	0:10	30	46	32	25	-37	1.5	24	-6		0.4	1.3	0.6	1.3
Monday, February 03, 2014	9:30	0:10	27	41	28	24	-21	1.1	15	-6		0.2	0.7	0.6	1.5
Monday, February 03, 2014	9:40	0:10	28	41	31	24	-20	0.8	20	-6		0.4	1.5	0.4	1.7
Monday, February 03, 2014	9:50	0:10	30	43	31	29	-21	1.4	1	-5		0.7	2.0	0.6	1.7
Monday, February 03, 2014	10:00	0:10	38	51	41	28	-21	1.5	1	-6		0.6	1.3	0.7	1.7
Monday, February 03, 2014	10:10	0:10	47	53	50	30	-20	1.2	1	-5		0.4	1.1	0.2	0.9
Monday, February 03, 2014	10:20	0:10	44	53	49	25	-20	1.3	347	-5		0.6	1.5	0.7	1.9
Monday, February 03, 2014	10:30	0:10	44	52	49	26	-20	1.0	341	-5		0.4	2.0	0.4	1.7
Monday, February 03, 2014	10:40	0:10	35	55	36	25	-20	0.9	327	-5		0.7	1.9	0.4	1.5
Monday, February 03, 2014	10:50	0:10	35	49	35	33	-19	0.9	324	-5		0.7	1.7	0.4	1.1
Monday, February 03, 2014	11:00	0:10	31	50	34	24	-20	0.6	312	-5		0.6	1.3	0.4	0.9
Monday, February 03, 2014	11:10	0:10	34	53	35	33	-22	0.7	263	-5		0.6	1.9	0.2	1.1
Monday, February 03, 2014	11:20	0:10	36	61	36	33	-20	0.9	78	-4		0.4	1.1	0.2	0.9
Monday, February 03, 2014	11:30	0:10	45	60	49	34	-20	1.3	19	-4		0.7	1.7	0.6	1.5
Monday, February 03, 2014	11:40	0:10	40	51	46	29	-21	0.7	40	-5		0.2	1.1	0.2	1.7
Monday, February 03, 2014	11:50	0:10	35	48	35	33	-20	0.8	32	-5		0.4	1.1	0.7	1.5
Monday, February 03, 2014	12:00	0:10	33	43	35	26	-20	1.3	10	-5		0.6	1.7	0.6	1.7
Monday, February 03, 2014	12:10	0:10	35	43	36	34	-20	1.4	24	-4		0.6	1.3	0.6	1.1
Monday, February 03, 2014	12:20	0:10	35	45	36	28	-20	1.4	322	-4		0.6	1.7	0.6	1.1
Monday, February 03, 2014	12:30	0:10	31	50	34	25	-20	1.5	307	-4		0.6	1.5	0.6	1.7
Monday, February 03, 2014	12:40	0:10	28	40	30	25	-20	0.8	276	-4		0.6	1.3	0.6	1.5
Monday, February 03, 2014	12:50	0:10	27	39	29	25	-20	1.0	317	-4		0.7	1.7	0.4	1.5
Monday, February 03, 2014	13:00	0:10	28	51	29	25	-20	1.6	340	-4		0.6	1.3	0.6	1.5
Monday, February 03, 2014	13:10	0:10	36	45	40	26	-20	1.4	338	-4		0.9	1.9	0.4	1.1
Monday, February 03, 2014	13:20	0:10	37	42	39	26	-20	1.8	242	-4		0.6	1.5	0.4	1.1
Monday, February 03, 2014	13:30	0:10	31	54	32	24	-20	1.6	312	-4		0.6	1.1	0.6	1.5
Monday, February 03, 2014	13:40	0:10	26	43	27	24	-20	1.7	351	-4		0.6	1.3	0.2	0.9
Monday, February 03, 2014	13:50	0:10	28	46	29	25	-20	1.4	336	-4		0.7	1.5	0.2	1.1
Monday, February 03, 2014	14:00	0:10	29	43	31	26	-20	1.8	318	-4		0.9	1.9	0.4	1.1
Monday, February 03, 2014	14:10	0:10	28	49	28	25	-20	2.5	327	-4		0.4	1.1	0.2	0.9
Monday, February 03, 2014	14:20	0:10	32	52	32	26	-27	2.7	339	-4		0.4	0.9	0.6	1.5
Monday, February 03, 2014	14:30	0:10	34	50	39	26	-16	2.8	342	-4		0.6	1.3	0.4	1.5
Monday, February 03, 2014	14:40	0:10	29	43	30	27	-21	2.4	336	-4		0.6	1.5	0.6	1.5
Monday, February 03, 2014	14:50	0:10	28	41	30	27	-11	3.2	328	-4		0.6	1.9	0.4	1.5
Monday, February 03, 2014	15:00	0:10	30	42	33	27	-26	2.9	326	-4		0.6	1.5	0.4	1.7
Monday, February 03, 2014	15:10	0:10	32	54	30	26	-33	2.9	317	-4		0.4	1.3	0.6	1.7
Monday, February 03, 2014	15:20	0:10	27	44	27	25	-42	2.2	323	-4		0.0	0.4	0.6	1.7
Monday, February 03, 2014	15:30	0:10	29	43	33	26	-12	3.2	311	-4		0.4	1.5	0.6	1.7
Monday, February 03, 2014	15:40	0:10	31	45	34	27	33	4.0							

Table B-4: Location 2 Winter Compliance Evaluation

Date	Time	Duration	Leq	Lmax	L(10)	L(90)	WT E2	WT E2	Onsite Met	Onsite Met	NWS Plymouth	Loc. 2	Loc. 2	Loc. 6	Loc. 6
	Start Time	(min)	(dBA)	(dBA)	(dBA)	(dBA)	Output (kW)	HH WS (m/s)	WD @ 75m (degrees)	Temp. (°C)	Precip. Obs.	Avg. WS @ 2m (m/s)	Gust WS @ 2m (m/s)	Avg. WS @ 2m (m/s)	Gust WS @ 2m (m/s)
Monday, February 03, 2014	17:50	0:10	34	55	36	29	251	5.8	315	-7		0.4	1.5	0.0	0.0
Monday, February 03, 2014	18:00	0:10	29	35	31	28	298	6.2	315	-7		0.4	1.1	0.0	0.7
Monday, February 03, 2014	18:10	0:10	30	48	31	27	292	6.1	318	-7		0.2	0.7	0.2	1.1
Monday, February 03, 2014	18:20	0:10	29	41	30	27	231	5.7	315	-7		0.4	0.9	0.4	1.1
Monday, February 03, 2014	18:30	0:10	29	33	30	28	216	5.6	321	-7		0.4	1.1	0.2	0.7
Monday, February 03, 2014	18:40	0:10	30	35	31	28	337	6.4	320	-7		0.4	0.9	0.4	1.3
Monday, February 03, 2014	18:50	0:10	30	38	32	29	428	6.8	322	-7		0.7	1.3	0.4	1.1
Monday, February 03, 2014	19:00	0:10	29	34	30	27	301	6.0	324	-7		0.6	1.1	0.6	1.1
Monday, February 03, 2014	19:10	0:10	28	46	29	27	225	5.5	318	-8		0.6	1.7	0.2	0.7
Monday, February 03, 2014	19:20	0:10	31	59	30	28	261	5.9	318	-7		0.4	1.1	0.0	0.4
Monday, February 03, 2014	19:30	0:10	30	43	31	28	463	7.0	319	-7		0.7	1.7	0.0	0.0
Monday, February 03, 2014	19:40	0:10	34	52	35	30	705	7.8	321	-8		0.6	1.7	0.0	0.0
Monday, February 03, 2014	19:50	0:10	34	59	33	30	649	7.4	322	-8		0.6	1.5	0.0	0.4
Monday, February 03, 2014	20:00	0:10	31	42	32	29	381	6.4	319	-8		0.7	1.5	0.0	0.0
Monday, February 03, 2014	20:10	0:10	29	36	30	28	325	6.0	314	-8		0.6	1.1	0.0	0.9
Monday, February 03, 2014	20:20	0:10	29	34	30	28	224	5.5	308	-8		0.4	1.5	0.0	0.0
Monday, February 03, 2014	20:30	0:10	40	57	43	28	259	5.9	316	-8		0.4	1.1	0.0	0.0
Monday, February 03, 2014	20:40	0:10	30	35	31	29	438	6.9	320	-9		0.6	1.3	0.0	0.0
Monday, February 03, 2014	20:50	0:10	31	36	32	30	582	7.3	320	-9		0.4	1.5	0.0	0.0
Monday, February 03, 2014	21:00	0:10	30	38	32	29	483	6.8	319	-9		0.6	1.3	0.0	0.0
Monday, February 03, 2014	21:10	0:10	32	37	33	30	694	7.8	322	-9		0.4	1.3	0.0	0.6
Monday, February 03, 2014	21:20	0:10	32	40	34	31	814	8.1	320	-9		0.6	1.3	0.0	0.0
Monday, February 03, 2014	21:30	0:10	33	40	34	31	975	8.6	320	-9		0.6	1.1	0.0	0.0
Monday, February 03, 2014	21:40	0:10	34	54	35	31	974	8.4	320	-9		0.6	1.3	0.0	0.6
Monday, February 03, 2014	21:50	0:10	34	50	36	30	945	8.5	324	-9		0.6	1.7	0.0	0.6
Monday, February 03, 2014	22:00	0:10	32	43	33	30	748	7.8	331	-9		0.6	1.9	0.0	0.4
Monday, February 03, 2014	22:10	0:10	32	42	33	30	667	7.4	329	-9		0.6	1.3	0.6	1.7
Monday, February 03, 2014	22:20	0:10	32	41	34	31	888	8.3	324	-10		0.6	1.3	0.6	1.3
Monday, February 03, 2014	22:30	0:10	32	40	34	30	776	7.9	326	-10		0.7	2.0	0.2	0.9
Monday, February 03, 2014	22:40	0:10	33	39	34	31	953	8.5	327	-10		0.7	1.5	0.0	0.7
Monday, February 03, 2014	22:50	0:10	33	40	34	31	1018	8.9	320	-10		0.6	1.7	0.0	0.6
Monday, February 03, 2014	23:00	0:10	33	41	35	31	846	8.1	325	-10		0.7	1.5	0.0	0.6
Monday, February 03, 2014	23:10	0:10	32	39	34	30	737	7.6	331	-10		0.7	1.5	0.4	1.1
Monday, February 03, 2014	23:20	0:10	30	44	32	27	410	6.4	333	-10		0.9	2.8	0.7	1.3
Monday, February 03, 2014	23:30	0:10	27	33	28	26	138	4.9	326	-10		0.7	1.7	0.6	0.9
Monday, February 03, 2014	23:40	0:10	27	36	28	26	46	3.9	326	-10		0.9	2.2	0.0	1.1
Monday, February 03, 2014	23:50	0:10	26	34	27	25	-20	3.2	324	-10		0.9	1.7	0.2	0.7
Tuesday, February 04, 2014	0:00	0:10	27	38	28	26	69	4.5	321	-10		1.1	1.7	0.0	0.6
Tuesday, February 04, 2014	0:10	0:10	27	36	27	26	133	4.9	329	-10		0.9	1.5	0.0	0.0
Tuesday, February 04, 2014	0:20	0:10	27	52	28	26	160	5.2	333	-10		0.9	1.7	0.0	0.0
Tuesday, February 04, 2014	0:30	0:10	27	46	28	25	135	4.9	336	-10		1.1	2.2	0.0	0.0
Tuesday, February 04, 2014	0:40	0:10	26	32	27	25	18	3.8	337	-10		1.3	2.2	0.0	0.0
Tuesday, February 04, 2014	0:50	0:10	26	35	28	25	-29	3.0	329	-10		1.1	1.9	0.0	0.0
Tuesday, February 04, 2014	1:00	0:10	26	31	27	25	-5	3.6	330	-10		1.1	1.7	0.0	0.0
Tuesday, February 04, 2014	1:10	0:10	26	39	27	25	48	4.1	329	-11		0.9	1.7	0.0	0.0
Tuesday, February 04, 2014	1:20	0:10	26	38	27	25	52	4.2	324	-11		0.7	1.3	0.2	0.6
Tuesday, February 04, 2014	1:30	0:10	29	46	31	27	311	6.1	324	-11		0.7	1.3	0.2	0.7
Tuesday, February 04, 2014	1:40	0:10	31	42	33	29	647	7.6	319	-11		1.1	2.0	0.4	0.9
Tuesday, February 04, 2014	1:50	0:10	30	38	32	29	365	6.3	320	-11		1.1	1.7	0.2	0.6
Tuesday, February 04, 2014	2:00	0:10	29	35	30	27	366	6.4	323	-11		1.1	1.5	0.0	0.0
Tuesday, February 04, 2014	2:10	0:10	27	38	28	26	160	4.9	328	-11		1.1	2.2	0.0	0.6
Tuesday, February 04, 2014	2:20	0:10	29	39	32	26	178	5.3	328	-11		1.1	2.0	0.2	0.6
Tuesday, February 04, 2014	2:30	0:10	30	41	31	27	316	6.1	330	-11		0.9	1.9	0.0	0.0
Tuesday, February 04, 2014	2:40	0:10	30	42	31	27	401	6.5	328	-11		0.9	1.7	0.2	0.7
Tuesday, February 04, 2014	2:50	0:10	28	37	29	27	196	5.4	323	-11		0.7	1.5	0.4	1.3
Tuesday, February 04, 2014	3:00	0:10	28	53	29	26	125	4.9	323	-11		0.7	1.3	0.7	1.5
Tuesday, February 04, 2014	3:10	0:10	27	37	28	26	-2	3.5	323	-11		0.9	2.0	0.7	2.6
Tuesday, February 04, 2014	3:20	0:10	27	42	28	26	13	3.7	325	-11		0.9	1.5	0.2	0.7
Tuesday, February 04, 2014	3:30	0:10	28	36	30	27	178	5.4	326	-11		0.9	2.0	0.0	0.0
Tuesday, February 04, 2014	3:40	0:10	29	38	31	28	505	7.2	324	-11		0.9	1.9	0.0	0.0
Tuesday, February 04, 2014	3:50	0:10	30	38	31	28	543	7.2	320	-11		1.1	1.9	0.0	0.0
Tuesday, February 04, 2014	4:00	0:10	30	37	32	29	583	7.2	315	-12		0.9	1.5	0.0	0.0
Tuesday, February 04, 2014	4:10	0:10	31	38	33	29	636	7.6	318	-11		1.1	1.7	0.0	0.0
Tuesday, February 04, 2014	4:20	0:10	32	40	33	30	681	7.7	320	-11		0.9	1.7	0.0	0.0
Tuesday, February 04, 2014	4:30	0:10	32	40	34	30	808	8.0	324	-11		1.1	2.4	0.4	0.9
Tuesday, February 04, 2014	4:40	0:10	33	39	34	31	1112	8.9	321	-12		0.9	1.7	0.4	1.7
Tuesday, February 04, 2014	4:50	0:10	34	42	35	32	1582	10.0	315	-12		0.9	2.2	0.9	2.8
Tuesday, February 04, 2014	5:00	0:10	34	42	35	32	1717	10.5	315	-12		0.6	1.5	0.7	1.7
Tuesday, February 04, 2014	5:10	0:10	35	53	37	33	1532	10.1	318	-12		0.4	1.3	0.4	0.9
Tuesday, February 04, 2014	5:20	0:10	38	65	36	33	1569	10.1	321	-12		0.6	1.7	0.0	0.6
Tuesday, February 04, 2014	5:30	0:10	34	45	35	33	1501	9.9	322	-12		0.6	1.5	0.0	0.4
Tuesday, February 04, 2014	5:40	0:10	35	45	36	33	1557	10.0	321	-12		0.6	1.7	0.0	0.6
Tuesday, February 04, 2014	5:50	0:10	35	44	36	34	1526	10.1	323	-12		0.6	1.7	0.0	0.0
Tuesday, February 04, 2014	6:00	0:10	35	45	36	34	1294	9.5	322	-12		0.6	2.0	0.0	0.0
Tuesday, February 04, 2014	6:10	0:10	36	42	37	34	1308	9.5	318	-12		0.6	1.7	0.0	0.0
Tuesday, February 04, 2014	6:20	0:10	48	71	40	35	1378	9.7	320	-12		0.6	1.5	0.4	1.1
Tuesday, February 04, 2014	6:30	0:10	38	59	41	35	1398	9.8	325	-12		0.6	2.0	0.6	2.0
Tuesday, February 04, 2014	6:40	0:10	36	53	38	34	1371	9.8	314	-12		0.7	1.7	0.6	1.3
Tuesday, February 04, 2014	6:50	0:10	36	52	38	34	1322	9.5	319	-13		0.4	1.3	0.7	1.5
Tuesday, February 04, 2014	7:00	0:10	35	50	37	32	921	8.3	323	-13		0.6	2.0	0.6	1.5
Tuesday, February 04, 2014	7:10	0:10	33	46	36	30	404	6.5	323	-13		0.6	1.3	0.6	1.3
Tuesday, February 04, 2014	7:20	0:10	35	53	37	30	137	5.0	323	-12		0.2	0.7	0.4	1.7
Tuesday, February 04, 2014	7:30	0:10	32	48	34	29	192	5.5	323	-12		0.4	0.9	0.6	1.5
Tuesday, February 04, 2014	7:40	0:10	32	49	33	30	192	5.3	323	-13		0.7	1.3	0.4	1.1
Tuesday, February 04, 2014	7:50	0:10	30	38	31	29	207	5.5	323	-12		0.4	0.9	0.7	1.7
Tuesday, February 04, 2014	8:00	0:10	33	41	35	30	300	6.1	319	-12		0.2	0.7	0.7	1.9
Tuesday, February 04, 2014	8:10	0:10	34	48	36	31	477	7.0	319	-12		0.4	1.1	0.9	2.4
Tuesday, February 04, 2014	8:20	0:10	36	56	37	31	449	6.8	324	-12		0.6	1.3	0.7	1.7
Tuesday, February 04, 2014	8:30	0:10	35	55	35	29	396								

Table B-4: Location 2 Winter Compliance Evaluation

Date	Time	Duration	Leq	Lmax	L(10)	L(90)	WT E2	WT E2	Onsite Met	Onsite Met	NWS Plymouth	Loc. 2	Loc. 2	Loc. 6	Loc. 6
	Start Time	(min)	(dBA)	(dBA)	(dBA)	(dBA)	Output (kW)	HH WS (m/s)	WD @ 75m (degrees)	Temp. (°C)	Precip. Obs.	Avg. WS @ 2m (m/s)	Gust WS @ 2m (m/s)	Avg. WS @ 2m (m/s)	Gust WS @ 2m (m/s)
Tuesday, February 04, 2014	10:50	0:10	38	48	40	36	864	8.2	309	-7		1.1	2.6	1.3	3.0
Tuesday, February 04, 2014	11:00	0:10	38	49	41	34	871	8.2	311	-7		1.1	3.3	1.1	3.5
Tuesday, February 04, 2014	11:10	0:10	38	58	40	34	671	7.6	305	-7		1.1	3.3	1.3	5.0
Tuesday, February 04, 2014	11:20	0:10	44	69	47	34	666	7.4	299	-7		1.3	3.9	1.1	3.3
Tuesday, February 04, 2014	11:30	0:10	49	72	52	35	661	7.5	300	-7		0.9	2.6	1.1	2.6
Tuesday, February 04, 2014	11:40	0:10	49	66	52	37	844	8.2	299	-6		1.1	2.6	0.9	3.5
Tuesday, February 04, 2014	11:50	0:10	48	71	48	36	843	8.2	303	-6		1.1	2.8	1.1	3.3
Tuesday, February 04, 2014	12:00	0:10	43	65	43	35	785	7.9	299	-6		1.5	3.7	1.1	3.5
Tuesday, February 04, 2014	12:10	0:10	40	65	41	33	637	7.5	293	-6		1.7	3.7	0.9	3.0
Tuesday, February 04, 2014	12:20	0:10	38	57	40	33	793	8.0	306	-6		1.3	3.5	1.1	3.3
Tuesday, February 04, 2014	12:30	0:10	38	56	41	33	687	7.6	302	-5		1.5	3.7	0.9	3.5
Tuesday, February 04, 2014	12:40	0:10	34	49	36	31	624	7.4	292	-5		1.7	2.0	0.7	3.7
Tuesday, February 04, 2014	12:50	0:10	39	54	40	32	785	8.0	303	-5		1.1	2.2	0.7	3.3
Tuesday, February 04, 2014	13:00	0:10	44	62	44	35	465	6.6	304	-5		1.1	3.2	1.3	3.0
Tuesday, February 04, 2014	13:10	0:10	41	59	42	30	505	7.1	305	-5		0.9	3.0	0.9	2.4
Tuesday, February 04, 2014	13:20	0:10	31	45	33	29	329	6.1	301	-4		0.9	2.2	0.9	2.6
Tuesday, February 04, 2014	13:30	0:10	32	45	33	30	320	6.1	295	-4		0.7	3.9	0.7	2.0
Tuesday, February 04, 2014	13:40	0:10	32	42	33	29	286	6.1	297	-4		0.9	3.0	0.7	2.4
Tuesday, February 04, 2014	13:50	0:10	34	48	36	31	496	7.0	309	-4		0.7	2.0	0.9	3.7
Tuesday, February 04, 2014	14:00	0:10	35	51	37	30	278	6.6	302	-5		0.7	2.4	0.6	1.7
Tuesday, February 04, 2014	14:10	0:10	30	38	32	27	-42	6.6	303	-5		0.7	1.9	0.7	2.0
Tuesday, February 04, 2014	14:20	0:10	35	61	33	26	-34	6.9	306	-5		0.6	1.5	0.9	2.0
Tuesday, February 04, 2014	14:30	0:10	30	42	31	27	-999	-999.0	306	-5		0.7	1.9	0.6	1.7
Tuesday, February 04, 2014	14:40	0:10	30	46	31	26	-25	6.3	309	-5		0.6	1.7	0.9	2.0
Tuesday, February 04, 2014	14:50	0:10	31	49	32	27	-24	6.8	311	-5		0.9	2.6	0.9	2.2
Tuesday, February 04, 2014	15:00	0:10	28	44	30	26	-23	6.4	307	-5		0.6	1.5	0.9	2.2
Tuesday, February 04, 2014	15:10	0:10	28	42	30	25	-20	6.2	305	-5		0.6	2.0	0.7	2.2
Tuesday, February 04, 2014	15:20	0:10	35	57	38	28	238	5.9	305	-5		0.4	1.1	0.6	2.2
Tuesday, February 04, 2014	15:30	0:10	29	37	30	27	141	5.0	306	-5		0.4	1.5	0.7	2.0
Tuesday, February 04, 2014	15:40	0:10	28	37	30	27	145	5.1	307	-5		0.2	0.7	0.7	1.7
Tuesday, February 04, 2014	15:50	0:10	30	45	32	27	207	5.6	307	-6		0.6	1.7	0.6	1.7
Tuesday, February 04, 2014	16:00	0:10	30	45	32	27	117	4.8	304	-6		0.4	0.9	0.6	1.5
Tuesday, February 04, 2014	16:10	0:10	29	42	30	26	179	5.3	308	-6		0.6	1.5	0.6	2.0
Tuesday, February 04, 2014	16:20	0:10	30	44	32	28	338	6.4	320	-6		0.6	1.7	0.6	1.9
Tuesday, February 04, 2014	16:30	0:10	31	47	33	28	394	6.7	309	-7		0.6	1.3	0.2	1.1
Tuesday, February 04, 2014	16:40	0:10	30	37	31	28	418	6.7	324	-7		0.6	1.5	0.4	0.9
Tuesday, February 04, 2014	16:50	0:10	33	53	34	30	583	7.4	324	-7		0.6	1.1	0.2	0.9
Tuesday, February 04, 2014	17:00	0:10	34	54	36	30	623	7.4	323	-7		0.6	1.3	0.6	1.5
Tuesday, February 04, 2014	17:10	0:10	35	58	36	31	607	7.4	325	-7		0.6	1.1	0.4	0.9
Tuesday, February 04, 2014	17:20	0:10	35	57	36	31	635	7.6	323	-7		0.7	1.5	0.2	0.9
Tuesday, February 04, 2014	17:30	0:10	36	60	36	30	729	7.8	322	-7		0.7	1.7	0.2	0.7
Tuesday, February 04, 2014	17:40	0:10	34	59	35	29	491	7.0	316	-7		0.6	1.1	0.4	1.7
Tuesday, February 04, 2014	17:50	0:10	30	48	32	28	352	6.3	311	-7		0.7	1.5	0.7	1.9
Tuesday, February 04, 2014	18:00	0:10	32	55	34	28	436	6.8	314	-7		0.6	1.9	0.9	2.4
Tuesday, February 04, 2014	18:10	0:10	33	56	33	27	501	7.1	313	-8		0.6	1.1	0.6	1.5
Tuesday, February 04, 2014	18:20	0:10	31	45	34	27	354	6.5	308	-8		0.6	1.3	0.4	1.5
Tuesday, February 04, 2014	18:30	0:10	27	36	29	26	302	6.1	313	-8		0.7	1.7	0.2	0.9
Tuesday, February 04, 2014	18:40	0:10	27	33	28	26	218	5.7	314	-8		0.7	1.7	0.2	0.7
Tuesday, February 04, 2014	18:50	0:10	29	44	29	25	179	5.3	313	-8		0.7	1.7	0.0	0.0
Tuesday, February 04, 2014	19:00	0:10	29	43	30	26	238	5.8	320	-8		0.9	1.7	0.0	0.0
Tuesday, February 04, 2014	19:10	0:10	29	45	30	26	335	6.4	320	-8		0.7	1.3	0.0	0.0
Tuesday, February 04, 2014	19:20	0:10	28	38	30	27	437	6.7	319	-8		0.7	1.5	0.0	0.0
Tuesday, February 04, 2014	19:30	0:10	29	37	31	26	479	6.9	320	-8		0.7	1.3	0.0	0.4
Tuesday, February 04, 2014	19:40	0:10	31	39	35	27	504	7.0	319	-8		0.7	1.1	0.0	0.4
Tuesday, February 04, 2014	19:50	0:10	31	38	35	27	399	6.6	315	-8		0.9	1.5	0.0	0.2
Tuesday, February 04, 2014	20:00	0:10	31	43	34	26	207	5.4	323	-8		1.3	2.0	0.0	0.6
Tuesday, February 04, 2014	20:10	0:10	28	36	30	25	160	5.2	316	-8		1.3	1.9	0.0	0.0
Tuesday, February 04, 2014	20:20	0:10	28	38	31	25	125	4.9	324	-8		0.9	1.9	0.6	1.1
Tuesday, February 04, 2014	20:30	0:10	26	36	27	25	97	4.5	336	-8		0.7	1.5	0.6	1.5
Tuesday, February 04, 2014	20:40	0:10	26	35	28	25	21	3.9	335	-7		0.6	1.3	0.0	0.6
Tuesday, February 04, 2014	20:50	0:10	26	33	27	24	10	3.7	329	-7		0.9	1.5	0.0	0.0
Tuesday, February 04, 2014	21:00	0:10	25	36	26	24	34	4.1	323	-7		0.7	1.3	0.0	0.0
Tuesday, February 04, 2014	21:10	0:10	25	37	26	24	-5	3.6	317	-7		0.6	1.1	0.0	0.0
Tuesday, February 04, 2014	21:20	0:10	24	33	25	23	-43	2.8	329	-7		0.0	0.6	0.2	0.7
Tuesday, February 04, 2014	21:30	0:10	24	32	25	24	-41	2.8	335	-7		0.6	0.9	0.0	0.6
Tuesday, February 04, 2014	21:40	0:10	24	29	25	24	-38	2.8	327	-7		0.6	1.1	0.0	0.7
Tuesday, February 04, 2014	21:50	0:10	25	36	25	24	-36	3.1	319	-7		0.7	1.1	0.2	0.9
Tuesday, February 04, 2014	22:00	0:10	24	31	25	23	-36	3.0	320	-7		0.4	0.9	0.0	0.0
Tuesday, February 04, 2014	22:10	0:10	24	31	25	23	-36	2.7	314	-7		0.6	1.5	0.0	0.0
Tuesday, February 04, 2014	22:20	0:10	24	28	24	23	29	4.0	306	-7		0.2	0.6	0.0	0.0
Tuesday, February 04, 2014	22:30	0:10	25	31	26	23	9	3.7	317	-7		0.4	0.7	0.0	0.0
Tuesday, February 04, 2014	22:40	0:10	25	31	26	24	24	3.9	321	-7		0.4	0.7	0.2	0.6
Tuesday, February 04, 2014	22:50	0:10	25	32	26	24	31	3.9	308	-7		0.7	1.1	0.2	0.6
Tuesday, February 04, 2014	23:00	0:10	25	30	25	24	33	4.0	317	-7		0.0	0.6	0.0	0.0
Tuesday, February 04, 2014	23:10	0:10	25	30	26	24	31	4.1	315	-7		0.6	1.5	0.0	0.0
Tuesday, February 04, 2014	23:20	0:10	24	27	25	24	36	4.4	317	-7		0.6	1.1	0.0	0.0
Tuesday, February 04, 2014	23:30	0:10	25	42	25	24	86	4.6	315	-7		0.2	0.4	0.2	0.6
Tuesday, February 04, 2014	23:40	0:10	25	29	26	24	59	4.5	323	-7		0.6	1.1	0.0	0.4
Tuesday, February 04, 2014	23:50	0:10	25	28	26	24	16	3.9	332	-7		0.2	0.7	0.2	0.6
Wednesday, February 05, 2014	0:00	0:10	24	28	25	23	11	3.6	341	-7		0.4	0.7	0.4	0.9
Wednesday, February 05, 2014	0:10	0:10	24	29	25	23	-40	2.8	346	-7		0.2	0.7	0.4	0.7
Wednesday, February 05, 2014	0:20	0:10	23	27	24	23	-41	2.3	344	-7		0.4	0.9	0.2	0.7
Wednesday, February 05, 2014	0:30	0:10	23	32	23	22	-40	2.2	352	-7		0.0	0.0	0.2	1.1
Wednesday, February 05, 2014	0:40	0:10	23	26	24	22	-40	2.9	12	-7		0.0	0.0	0.4	1.1
Wednesday, February 05, 2014	0:50	0:10	23	32	24	22	-39	2.2	12	-7		0.2	0.7	0.4	0.9
Wednesday, February 05, 2014	1:00	0:10	23	30	23	22	-38	2.9	30	-7		0.2	0.7	0.6	1.1
Wednesday, February 05, 2014	1:10	0:10	24	31	25	23	2	4.2	49	-7		0.2	0.7	0.2	0.9
Wednesday, February 05, 2014	1:20	0:10	29	49	30	23	27	4.0	45	-7		0.0	0.4	0.6	1.1
Wednesday, February 05, 2014	1:30	0:10	24	28	25	23	9	3.9	41	-8		0.2	0.7	0.4	1.1
Wednesday, February 05, 2014															

Table B-4: Location 2 Winter Compliance Evaluation

Date	Time	Duration	Leq	Lmax	L(10)	L(90)	WT E2	WT E2	Onsite Met	Onsite Met	NWS Plymouth	Loc. 2	Loc. 2	Loc. 6	Loc. 6
	Start Time	(min)	(dBA)	(dBA)	(dBA)	(dBA)	Output (kW)	HH WS (m/s)	WD @ 75m (degrees)	Temp. (°C)	Precip. Obs.	Avg. WS @ 2m (m/s)	Gust WS @ 2m (m/s)	Avg. WS @ 2m (m/s)	Gust WS @ 2m (m/s)
Wednesday, February 05, 2014	3:50	0:10	28	43	28	25	271	6.0	93	-8		0.2	0.9	0.6	1.1
Wednesday, February 05, 2014	4:00	0:10	27	35	28	25	258	5.7	105	-8		0.2	0.4	0.7	1.7
Wednesday, February 05, 2014	4:10	0:10	25	29	26	25	118	4.9	108	-8		0.4	0.9	0.4	0.9
Wednesday, February 05, 2014	4:20	0:10	25	29	26	24	98	4.7	104	-8		0.2	0.9	0.0	0.0
Wednesday, February 05, 2014	4:30	0:10	26	45	26	24	89	4.7	98	-8		0.0	0.0	0.0	0.6
Wednesday, February 05, 2014	4:40	0:10	25	35	26	24	75	4.7	81	-9		0.0	0.6	0.0	0.6
Wednesday, February 05, 2014	4:50	0:10	25	29	26	24	58	4.4	72	-9		0.0	0.4	0.0	0.0
Wednesday, February 05, 2014	5:00	0:10	25	35	26	24	91	4.7	68	-9		0.0	0.0	0.0	0.0
Wednesday, February 05, 2014	5:10	0:10	27	32	28	26	106	4.9	64	-9	1	0.0	0.0	0.2	0.7
Wednesday, February 05, 2014	5:20	0:10	28	35	29	28	122	5.0	72	-10	1	0.2	0.6	0.2	0.9
Wednesday, February 05, 2014	5:30	0:10	29	32	30	28	135	5.1	77	-10	1	0.4	0.7	0.2	0.7
Wednesday, February 05, 2014	5:40	0:10	33	35	34	32	107	4.9	74	-10	1	0.4	1.1	0.0	1.1
Wednesday, February 05, 2014	5:50	0:10	34	38	35	32	116	5.0	72	-10	1	0.6	1.3	0.2	1.1
Wednesday, February 05, 2014	6:00	0:10	32	35	33	32	178	5.3	72	-9	1	0.4	1.1	0.0	0.6
Wednesday, February 05, 2014	6:10	0:10	32	39	34	30	186	5.5	76	-9	1	0.4	1.3	0.0	0.4
Wednesday, February 05, 2014	6:20	0:10	31	36	32	30	204	5.6	79	-9	1	0.6	1.1	0.0	0.6
Wednesday, February 05, 2014	6:30	0:10	33	42	35	31	207	5.6	83	-9	1	0.6	2.2	0.4	1.5
Wednesday, February 05, 2014	6:40	0:10	34	47	35	31	237	5.9	87	-9	1	0.4	1.5	0.2	0.7
Wednesday, February 05, 2014	6:50	0:10	35	50	38	31	200	5.4	85	-9	1	0.4	0.7	0.0	0.0
Wednesday, February 05, 2014	7:00	0:10	38	48	40	32	189	5.6	87	-9	1	0.6	1.7	0.0	0.0
Wednesday, February 05, 2014	7:10	0:10	37	49	40	32	182	5.5	86	-9	1	0.6	1.7	0.2	0.7
Wednesday, February 05, 2014	7:20	0:10	36	50	39	32	187	5.6	86	-9	1	0.6	1.9	0.0	0.6
Wednesday, February 05, 2014	7:30	0:10	41	61	42	33	203	5.6	85	-9	1	0.7	1.9	0.0	0.4
Wednesday, February 05, 2014	7:40	0:10	37	54	40	30	133	5.1	81	-9	1	0.4	1.1	0.0	1.3
Wednesday, February 05, 2014	7:50	0:10	38	53	41	30	26	4.1	78	-9	1	0.2	0.7	0.4	1.5
Wednesday, February 05, 2014	8:00	0:10	37	52	40	31	0	3.8	76	-9	1	0.2	0.6	0.6	1.7
Wednesday, February 05, 2014	8:10	0:10	33	46	35	30	24	4.2	78	-9	1	0.0	0.4	0.2	0.9
Wednesday, February 05, 2014	8:20	0:10	35	58	38	30	146	5.3	80	-9	1	0.0	0.0	0.6	1.7
Wednesday, February 05, 2014	8:30	0:10	37	46	39	32	173	5.4	77	-9	1	0.2	0.9	0.4	1.1
Wednesday, February 05, 2014	8:40	0:10	38	54	40	36	211	5.7	78	-9	1	0.4	1.7	0.6	1.5
Wednesday, February 05, 2014	8:50	0:10	38	48	40	36	170	5.3	76	-9	1	0.7	2.0	0.6	1.7
Wednesday, February 05, 2014	9:00	0:10	41	54	42	38	128	5.1	76	-9	1	0.7	2.4	0.4	1.3
Wednesday, February 05, 2014	9:10	0:10	35	43	40	29	177	5.3	81	-9	1	0.7	2.2	0.4	1.3
Wednesday, February 05, 2014	9:20	0:10	31	42	32	29	161	5.4	79	-9	1	0.9	2.6	0.6	2.2
Wednesday, February 05, 2014	9:30	0:10	35	47	37	30	265	6.0	79	-9	1	0.6	2.6	1.1	2.8
Wednesday, February 05, 2014	9:40	0:10	39	58	42	31	392	6.6	80	-9	1	0.9	2.2	1.5	3.9
Wednesday, February 05, 2014	9:50	0:10	39	58	37	31	398	6.3	76	-10	1	1.1	2.4	1.3	3.0
Wednesday, February 05, 2014	10:00	0:10	35	40	37	33	422	6.4	74	-10	1	0.7	2.4	1.3	3.2
Wednesday, February 05, 2014	10:10	0:10	36	45	38	34	481	6.8	79	-10	1	1.1	3.5	1.1	2.8
Wednesday, February 05, 2014	10:20	0:10	36	50	38	33	248	5.6	73	-10	1	1.3	3.2	1.1	2.4
Wednesday, February 05, 2014	10:30	0:10	34	47	36	31	416	6.5	76	-10	1	0.9	2.6	1.1	2.2
Wednesday, February 05, 2014	10:40	0:10	37	42	39	34	769	7.7	77	-10	1	1.5	3.9	1.3	3.0
Wednesday, February 05, 2014	10:50	0:10	35	43	37	32	361	6.1	77	-10	1	1.3	3.5	1.1	2.6
Wednesday, February 05, 2014	11:00	0:10	35	44	36	32	520	6.8	74	-10	1	1.1	3.5	1.1	3.3
Wednesday, February 05, 2014	11:10	0:10	36	43	38	33	830	8.1	75	-10	1	1.1	3.2	1.3	3.3
Wednesday, February 05, 2014	11:20	0:10	37	45	39	35	1228	8.9	73	-10	1	1.3	3.5	0.7	2.0
Wednesday, February 05, 2014	11:30	0:10	37	44	39	36	1092	9.0	74	-10	1	1.1	3.0	1.1	2.8
Wednesday, February 05, 2014	11:40	0:10	36	45	38	34	1428	9.6	77	-10	1	1.3	3.0	1.9	4.1
Wednesday, February 05, 2014	11:50	0:10	45	64	49	35	1560	9.9	76	-10	1	1.3	3.0	1.1	3.0
Wednesday, February 05, 2014	12:00	0:10	38	54	39	33	1200	8.7	76	-10	1	1.3	5.6	1.1	3.3
Wednesday, February 05, 2014	12:10	0:10	39	59	39	34	1210	8.9	80	-10	1	1.9	5.0	1.3	3.5
Wednesday, February 05, 2014	12:20	0:10	45	62	48	34	1369	9.3	78	-10	1	1.3	4.4	1.5	3.7
Wednesday, February 05, 2014	12:30	0:10	50	65	54	38	1378	9.2	75	-10	1	1.9	6.5	1.9	4.6
Wednesday, February 05, 2014	12:40	0:10	50	64	55	38	1169	9.1	74	-10	1	1.5	4.3	1.3	3.2
Wednesday, February 05, 2014	12:50	0:10	42	59	43	35	1410	9.6	74	-10	1	1.3	3.5	1.7	4.8
Wednesday, February 05, 2014	13:00	0:10	38	49	41	34	1191	8.7	72	-10	1	1.1	3.2	0.6	2.0
Wednesday, February 05, 2014	13:10	0:10	40	52	42	36	1028	8.3	71	-10	1	1.1	3.2	0.9	2.8
Wednesday, February 05, 2014	13:20	0:10	39	51	41	36	1309	9.5	77	-9	1	1.3	5.4	1.3	3.7
Wednesday, February 05, 2014	13:30	0:10	39	47	41	37	1602	10.6	75	-9	1	1.3	3.2	1.5	3.2
Wednesday, February 05, 2014	13:40	0:10	39	48	42	37	1742	11.3	74	-9	1	1.3	3.2	1.1	2.8
Wednesday, February 05, 2014	13:50	0:10	41	60	43	34	1199	9.5	74	-9	1	1.1	2.8	1.1	3.0
Wednesday, February 05, 2014	14:00	0:10	40	61	41	36	-35	8.6	73	-9	1	1.1	3.5	1.3	2.8
Wednesday, February 05, 2014	14:10	0:10	41	63	42	37	-40	8.7	73	-9	1	1.5	3.5	1.1	3.7
Wednesday, February 05, 2014	14:20	0:10	34	48	38	30	-25	8.8	67	-9	1	0.9	2.6	0.6	1.7
Wednesday, February 05, 2014	14:30	0:10	36	55	37	31	-24	7.1	64	-9	1	1.1	2.6	0.9	3.5
Wednesday, February 05, 2014	14:40	0:10	39	55	43	33	-24	6.0	65	-9	1	1.3	3.3	0.6	2.2
Wednesday, February 05, 2014	14:50	0:10	34	52	35	32	-24	7.1	62	-9	1	0.7	2.4	0.6	1.9
Wednesday, February 05, 2014	15:00	0:10	35	52	37	32	125	4.5	355	-9	1	0.9	2.2	0.4	1.7
Wednesday, February 05, 2014	15:10	0:10	35	53	39	28	-35	2.9	24	-9	1	0.4	1.1	0.2	0.9
Wednesday, February 05, 2014	15:20	0:10	41	52	43	37	16	3.9	37	-8	1	0.4	0.9	0.0	0.2
Wednesday, February 05, 2014	15:30	0:10	34	42	36	32	-31	2.7	31	-8	1	0.2	0.6	0.2	0.7
Wednesday, February 05, 2014	15:40	0:10	31	40	32	29	-41	2.1	28	-8	1	0.4	0.9	0.2	0.9
Wednesday, February 05, 2014	15:50	0:10	30	41	31	28	-43	2.8	37	-8	1	0.4	0.9	0.0	0.6
Wednesday, February 05, 2014	16:00	0:10	37	60	38	26	-11	3.2	38	-8	1	0.4	0.7	0.0	0.6
Wednesday, February 05, 2014	16:10	0:10	35	57	35	27	16	3.7	38	-8	1	0.4	0.9	0.0	0.2
Wednesday, February 05, 2014	16:20	0:10	44	62	48	26	-25	3.2	38	-8	1	0.6	1.5	0.0	0.0
Wednesday, February 05, 2014	16:30	0:10	29	51	30	24	-33	2.9	37	-8	1	0.6	1.1	0.0	0.0
Wednesday, February 05, 2014	16:40	0:10	33	54	37	25	-13	3.3	40	-8	1	0.2	0.9	0.0	0.0
Wednesday, February 05, 2014	16:50	0:10	30	44	33	26	-22	3.0	44	-8	1	0.0	0.0	0.0	0.7
Wednesday, February 05, 2014	17:00	0:10	25	31	26	24	21	3.7	51	-8	1	0.4	0.9	0.0	0.6
Wednesday, February 05, 2014	17:10	0:10	25	35	26	23	77	4.2	52	-8	1	0.0	0.0	0.0	0.0
Wednesday, February 05, 2014	17:20	0:10	27	40	30	23	8	3.3	46	-8	1	0.2	0.6	0.0	0.0
Wednesday, February 05, 2014	17:30	0:10	27	39	29	24	-34	2.8	43	-8	1	0.0	0.6	0.0	0.6
Wednesday, February 05, 2014	17:40	0:10	28	38	30	24	-31	2.9	43	-8	1	0.2	0.6	0.2	0.7
Wednesday, February 05, 2014	17:50	0:10	31	39	33	29	-43	2.5	26	-8	1	0.0	0.4	0.0	0.0
Wednesday, February 05, 2014	18:00	0:10	32	38	34	29	-41	2.5	24	-8	1	0.4	0.7	0.0	0.6
Wednesday, February 05, 2014	18:10	0:10	28	36	31	24	-39	2.5	13	-8	1	0.4	0.7	0.0	0.6
Wednesday, February 05, 2014	18:20	0:10	29	37	31	24	-42	2.7	359	-8	1	0.0	0.6	0.2	0.7
Wednesday, February 05, 2014	18:30	0:10	26	35											

Table B-4: Location 2 Winter Compliance Evaluation

Date	Time	Duration	Leq	Lmax	L(10)	L(90)	WT E2	WT E2	Onsite Met	Onsite Met	NWS Plymouth	Loc. 2	Loc. 2	Loc. 6	Loc. 6
	Start Time	(min)	(dBA)	(dBA)	(dBA)	(dBA)	Output (kW)	HH WS (m/s)	WD @ 75m (degrees)	Temp. (°C)	Precip. Obs.	Avg. WS @ 2m (m/s)	Gust WS @ 2m (m/s)	Avg. WS @ 2m (m/s)	Gust WS @ 2m (m/s)
Wednesday, February 05, 2014	20:50	0:10	34	44	36	31	748	7.5	322	-9		0.6	1.7	1.1	2.8
Wednesday, February 05, 2014	21:00	0:10	33	39	35	31	670	7.3	319	-9		0.6	0.9	0.7	1.7
Wednesday, February 05, 2014	21:10	0:10	34	45	36	32	970	8.3	317	-10		0.4	1.1	0.9	3.5
Wednesday, February 05, 2014	21:20	0:10	34	43	36	32	868	7.9	325	-10		0.4	0.9	0.7	2.2
Wednesday, February 05, 2014	21:30	0:10	34	43	35	32	955	8.4	328	-10		0.6	2.4	0.7	2.6
Wednesday, February 05, 2014	21:40	0:10	34	43	36	33	1047	8.4	329	-10		0.6	1.7	0.7	2.8
Wednesday, February 05, 2014	21:50	0:10	34	43	36	32	1049	8.3	324	-10		0.7	1.9	0.9	3.0
Wednesday, February 05, 2014	22:00	0:10	35	44	36	33	1299	9.3	325	-10		0.7	1.7	0.7	2.4
Wednesday, February 05, 2014	22:10	0:10	35	45	36	33	1533	10.3	329	-10		0.9	2.8	0.7	1.9
Wednesday, February 05, 2014	22:20	0:10	36	51	37	33	1375	9.5	326	-10		0.7	2.0	0.7	2.6
Wednesday, February 05, 2014	22:30	0:10	36	50	37	34	1576	10.2	327	-10		0.7	2.6	0.7	2.6
Wednesday, February 05, 2014	22:40	0:10	37	42	38	35	1816	11.4	322	-10		0.7	1.9	0.7	2.2
Wednesday, February 05, 2014	22:50	0:10	36	42	37	34	1905	11.7	320	-10		0.9	2.2	0.6	2.2
Wednesday, February 05, 2014	23:00	0:10	36	44	38	34	1773	10.7	317	-10		0.7	2.2	0.7	1.9
Wednesday, February 05, 2014	23:10	0:10	34	43	35	32	1213	8.5	321	-11		0.7	2.4	0.6	1.9
Wednesday, February 05, 2014	23:20	0:10	34	43	36	33	1178	8.6	321	-11		0.6	1.3	0.6	2.0
Wednesday, February 05, 2014	23:30	0:10	36	44	38	34	1546	10.0	314	-11		0.9	3.5	0.9	2.4
Wednesday, February 05, 2014	23:40	0:10	38	56	39	36	1894	11.7	315	-11		1.1	4.4	0.7	1.7
Wednesday, February 05, 2014	23:50	0:10	36	47	38	34	1645	10.3	317	-11		0.6	2.2	0.6	1.9
Thursday, February 06, 2014	0:00	0:10	36	49	38	33	1440	9.5	320	-11		0.9	3.0	0.4	1.1
Thursday, February 06, 2014	0:10	0:10	35	44	37	33	1431	9.8	325	-12		0.7	3.2	0.7	2.0
Thursday, February 06, 2014	0:20	0:10	35	53	37	33	1109	8.5	334	-12		1.3	3.5	0.9	3.5
Thursday, February 06, 2014	0:30	0:10	34	44	36	31	732	7.4	334	-12		1.1	2.4	0.7	2.4
Thursday, February 06, 2014	0:40	0:10	33	41	35	30	537	9.0	329	-12		0.9	2.2	0.9	3.0
Thursday, February 06, 2014	0:50	0:10	35	43	37	32	1602	9.6	322	-12		1.3	3.0	1.3	4.4
Thursday, February 06, 2014	1:00	0:10	34	43	36	31	1313	8.8	326	-13		1.1	3.0	1.3	4.1
Thursday, February 06, 2014	1:10	0:10	33	40	34	31	949	7.8	328	-13		0.7	1.9	1.1	3.2
Thursday, February 06, 2014	1:20	0:10	34	53	36	31	1038	8.6	323	-13	1	0.7	2.2	0.9	3.7
Thursday, February 06, 2014	1:30	0:10	34	42	36	31	1078	8.3	325	-13		0.7	2.4	0.7	2.8
Thursday, February 06, 2014	1:40	0:10	34	42	36	32	1377	9.2	327	-13		0.9	2.2	0.9	4.3
Thursday, February 06, 2014	1:50	0:10	35	40	36	32	1365	9.2	328	-13		1.5	3.2	0.9	2.8
Thursday, February 06, 2014	2:00	0:10	30	42	33	25	56	8.2	324	-14		1.3	3.7	0.7	2.4
Thursday, February 06, 2014	2:10	0:10	29	42	30	25	-40	7.4	325	-14	1	1.1	3.3	0.6	2.2
Thursday, February 06, 2014	2:20	0:10	30	41	34	24	-34	6.9	330	-14	1	1.1	3.2	0.6	3.7
Thursday, February 06, 2014	2:30	0:10	30	51	30	26	-24	8.2	335	-14		0.9	3.2	1.3	3.5
Thursday, February 06, 2014	2:40	0:10	28	40	30	26	-24	8.9	323	-15		0.7	1.7	1.3	3.7
Thursday, February 06, 2014	2:50	0:10	29	42	31	26	-24	8.8	325	-15		0.7	1.5	0.7	2.0
Thursday, February 06, 2014	3:00	0:10	35	43	37	32	836	8.1	325	-15		0.7	2.0	0.9	2.4
Thursday, February 06, 2014	3:10	0:10	32	39	34	30	741	7.2	331	-15		0.9	2.8	0.9	2.8
Thursday, February 06, 2014	3:20	0:10	31	41	33	29	567	6.6	338	-15		0.7	1.7	0.6	1.5
Thursday, February 06, 2014	3:30	0:10	32	44	34	30	941	7.8	332	-15		0.7	2.2	0.7	1.9
Thursday, February 06, 2014	3:40	0:10	33	44	35	32	1224	8.6	337	-15		0.4	1.1	0.9	2.8
Thursday, February 06, 2014	3:50	0:10	35	42	36	33	1507	8.9	339	-15		0.4	1.3	1.3	3.0
Thursday, February 06, 2014	4:00	0:10	35	44	37	33	1458	9.2	332	-15		0.9	3.2	1.3	2.4
Thursday, February 06, 2014	4:10	0:10	35	41	37	33	1338	9.0	331	-15		0.9	2.2	2.2	5.0
Thursday, February 06, 2014	4:20	0:10	36	46	38	33	1410	9.5	332	-15		1.1	2.8	2.2	4.4
Thursday, February 06, 2014	4:30	0:10	38	49	40	35	1424	9.3	334	-16		1.1	4.8	2.2	4.6
Thursday, February 06, 2014	4:40	0:10	35	44	37	33	1492	9.5	337	-16		0.6	2.0	1.9	4.6
Thursday, February 06, 2014	4:50	0:10	35	41	36	32	1006	8.2	332	-16		0.7	2.0	1.3	4.1
Thursday, February 06, 2014	5:00	0:10	34	44	36	32	1384	9.1	333	-16		0.7	2.0	1.5	6.1
Thursday, February 06, 2014	5:10	0:10	36	49	38	33	1517	9.6	326	-16		1.1	5.2	1.5	4.1
Thursday, February 06, 2014	5:20	0:10	36	47	38	33	1474	9.5	332	-16		0.9	3.2	1.5	3.3
Thursday, February 06, 2014	5:30	0:10	36	42	37	34	1878	12.2	334	-17		0.9	3.7	1.5	3.3
Thursday, February 06, 2014	5:40	0:10	35	43	37	34	2000	14.7	331	-17		1.3	3.2	1.1	3.0
Thursday, February 06, 2014	5:50	0:10	40	56	42	36	1999	15.5	325	-17		1.5	4.1	1.3	4.4
Thursday, February 06, 2014	6:00	0:10	38	50	40	36	1985	15.6	320	-17		1.5	3.5	1.5	3.5
Thursday, February 06, 2014	6:10	0:10	42	75	41	37	1991	15.7	321	-18		1.3	4.4	0.9	3.9
Thursday, February 06, 2014	6:20	0:10	39	53	41	37	1990	14.8	322	-18		1.5	4.1	1.3	3.2
Thursday, February 06, 2014	6:30	0:10	40	57	42	38	1984	15.7	322	-18		1.7	3.9	1.1	4.3
Thursday, February 06, 2014	6:40	0:10	45	62	46	38	1984	14.7	323	-18		1.1	3.2	1.1	2.4
Thursday, February 06, 2014	6:50	0:10	47	69	49	41	1983	16.1	323	-18		1.3	3.3	0.9	2.6
Thursday, February 06, 2014	7:00	0:10	42	48	44	40	1981	15.2	322	-18		0.9	3.9	0.7	3.2
Thursday, February 06, 2014	7:10	0:10	42	49	43	40	1982	14.5	320	-18		0.7	2.0	0.9	2.4
Thursday, February 06, 2014	7:20	0:10	41	50	43	38	1983	14.0	315	-18		1.1	2.6	1.1	2.6
Thursday, February 06, 2014	7:30	0:10	39	51	41	38	1975	13.8	313	-18		0.9	2.4	1.1	2.2
Thursday, February 06, 2014	7:40	0:10	39	46	40	38	1982	13.7	313	-18		0.9	2.2	1.1	3.0
Thursday, February 06, 2014	7:50	0:10	40	49	42	37	1869	11.6	310	-18		0.9	2.0	0.9	2.2
Thursday, February 06, 2014	8:00	0:10	37	49	38	35	1969	12.1	306	-18		0.7	2.6	1.3	3.0
Thursday, February 06, 2014	8:10	0:10	43	66	40	36	1979	12.0	311	-18		0.9	2.4	1.1	3.2
Thursday, February 06, 2014	8:20	0:10	42	60	43	36	1960	11.5	311	-18		0.9	2.2	1.1	3.0
Thursday, February 06, 2014	8:30	0:10	40	59	41	34	1961	11.6	307	-17		1.1	3.2	0.9	2.0
Thursday, February 06, 2014	8:40	0:10	38	50	41	34	1975	12.1	303	-17		1.1	3.7	0.7	2.0
Thursday, February 06, 2014	8:50	0:10	39	46	41	38	1755	10.8	305	-17		1.3	3.3	0.9	3.3
Thursday, February 06, 2014	9:00	0:10	41	52	42	39	1572	10.1	305	-17		1.3	3.2	1.1	3.7
Thursday, February 06, 2014	9:10	0:10	40	54	42	37	1281	9.4	309	-17		1.5	3.2	1.1	2.6
Thursday, February 06, 2014	9:20	0:10	39	60	40	34	1010	8.3	308	-17		1.1	2.6	1.1	2.6
Thursday, February 06, 2014	9:30	0:10	37	50	39	34	1340	9.4	307	-16		1.7	4.3	1.3	3.3
Thursday, February 06, 2014	9:40	0:10	39	60	41	36	1268	9.1	306	-16		1.9	4.4	1.1	3.0
Thursday, February 06, 2014	9:50	0:10	39	55	40	36	1191	8.9	303	-16		1.3	3.7	1.1	3.9
Thursday, February 06, 2014	10:00	0:10	41	59	41	36	1295	9.2	302	-15		1.3	3.7	0.9	2.6
Thursday, February 06, 2014	10:10	0:10	39	57	41	36	1434	9.7	307	-15		1.3	3.2	0.9	3.2
Thursday, February 06, 2014	10:20	0:10	46	73	43	36	1373	9.3	314	-15		1.1	3.3	0.7	3.0
Thursday, February 06, 2014	10:30	0:10	39	49	40	36	1731	10.7	317	-15		1.3	3.0	0.6	1.5
Thursday, February 06, 2014	10:40	0:10	41	56	44	36	1850	11.0	319	-14		1.3	3.9	0.7	1.7
Thursday, February 06, 2014	10:50	0:10	41	54	45	37	1800	10.9	320	-14		1.5	3.7	0.6	1.9
Thursday, February 06, 2014	11:00	0:10	42	61	45	34	1870	11.1	320	-14		1.3	3.0	0.9	2.0
Thursday, February 06, 2014	11:10	0:10	44	63	44	32	1877	11.3	320	-14		0.7	2.4	0.7	2.4
Thursday, February 06, 2014	11:20	0:10	40	66	38	32	1457	10.0	322	-14		0			

Table B-4: Location 2 Winter Compliance Evaluation

Date	Time	Duration	Leq	Lmax	L(10)	L(90)	WT E2	WT E2	Onsite Met	Onsite Met	NWS Plymouth	Loc. 2	Loc. 2	Loc. 6	Loc. 6
	Start Time	(min)	(dBA)	(dBA)	(dBA)	(dBA)	Output (kW)	HH WS (m/s)	WD @ 75m (degrees)	Temp. (°C)	Precip. Obs.	Avg. WS @ 2m (m/s)	Gust WS @ 2m (m/s)	Avg. WS @ 2m (m/s)	Gust WS @ 2m (m/s)
Thursday, February 06, 2014	13:50	0:10	36	52	38	32	946	8.4	299	-10		1.3	3.5	0.9	2.2
Thursday, February 06, 2014	14:00	0:10	35	48	37	32	403	9.6	305	-10		1.1	3.3	1.1	3.2
Thursday, February 06, 2014	14:10	0:10	35	48	38	33	-40	9.7	306	-10		1.1	2.8	0.9	2.4
Thursday, February 06, 2014	14:20	0:10	39	50	45	33	-27	8.0	306	-10		1.1	2.6	0.7	2.4
Thursday, February 06, 2014	14:30	0:10	45	52	48	32	-24	8.2	306	-10		0.9	2.6	0.9	2.6
Thursday, February 06, 2014	14:40	0:10	42	52	47	27	-24	8.2	305	-10		0.6	1.7	0.9	2.4
Thursday, February 06, 2014	14:50	0:10	38	54	42	27	-24	6.3	307	-10		0.7	2.4	0.9	2.4
Thursday, February 06, 2014	15:00	0:10	39	53	41	34	14	6.2	303	-10		1.1	3.2	0.4	1.5
Thursday, February 06, 2014	15:10	0:10	40	57	42	34	47	6.2	298	-10		1.1	2.4	0.4	1.5
Thursday, February 06, 2014	15:20	0:10	38	49	40	36	-40	5.0	301	-10		0.6	1.9	0.6	1.7
Thursday, February 06, 2014	15:30	0:10	38	48	39	36	-40	4.8	299	-10		0.4	1.7	0.9	2.2
Thursday, February 06, 2014	15:40	0:10	38	55	41	29	-40	4.1	301	-10		0.4	0.9	1.1	2.0
Thursday, February 06, 2014	15:50	0:10	40	51	46	32	-39	4.8	296	-10		0.6	1.1	1.1	2.6
Thursday, February 06, 2014	16:00	0:10	34	46	36	28	-8	5.1	284	-11		0.4	1.1	0.9	2.6
Thursday, February 06, 2014	16:10	0:10	26	49	28	23	276	5.9	284	-11		0.4	0.7	0.6	1.5
Thursday, February 06, 2014	16:20	0:10	28	49	29	23	163	5.3	283	-11		0.4	1.1	0.4	1.1
Thursday, February 06, 2014	16:30	0:10	28	46	31	22	111	4.7	283	-12		0.6	1.3	0.6	1.5
Thursday, February 06, 2014	16:40	0:10	25	40	27	23	23	3.8	277	-12		0.6	0.9	0.2	0.7
Thursday, February 06, 2014	16:50	0:10	26	40	28	23	28	3.9	279	-12		0.6	1.5	0.0	0.0
Thursday, February 06, 2014	17:00	0:10	27	46	30	24	61	4.4	282	-13		0.7	1.7	0.0	0.0
Thursday, February 06, 2014	17:10	0:10	30	50	30	25	40	4.2	275	-13		0.7	1.1	0.0	0.0
Thursday, February 06, 2014	17:20	0:10	27	45	29	22	53	4.2	277	-13		0.9	1.9	0.0	0.6
Thursday, February 06, 2014	17:30	0:10	30	41	34	22	47	4.3	278	-14		0.9	1.7	0.0	0.0
Thursday, February 06, 2014	17:40	0:10	27	41	30	23	109	4.8	277	-14		0.6	1.3	0.0	0.0
Thursday, February 06, 2014	17:50	0:10	25	39	27	22	116	4.8	281	-14		0.9	1.3	0.0	0.0
Thursday, February 06, 2014	18:00	0:10	26	38	29	22	113	4.7	279	-14		1.1	1.5	0.0	0.0
Thursday, February 06, 2014	18:10	0:10	26	38	29	22	93	4.7	274	-14		0.9	1.5	0.0	0.0
Thursday, February 06, 2014	18:20	0:10	25	36	28	21	75	4.4	270	-14		0.7	1.5	0.0	0.0
Thursday, February 06, 2014	18:30	0:10	25	41	27	21	78	4.4	266	-14		0.7	1.5	0.0	0.0
Thursday, February 06, 2014	18:40	0:10	24	42	25	20	86	4.6	268	-14		0.9	1.7	0.0	0.0
Thursday, February 06, 2014	18:50	0:10	27	54	28	22	55	4.2	267	-13		0.9	1.5	0.0	0.0
Thursday, February 06, 2014	19:00	0:10	27	57	27	22	61	4.4	264	-13		0.9	1.3	0.0	0.0
Thursday, February 06, 2014	19:10	0:10	26	37	28	22	23	3.8	263	-13		0.9	1.7	0.0	0.0
Thursday, February 06, 2014	19:20	0:10	30	59	32	23	35	4.3	258	-13		0.9	1.5	0.0	0.0
Thursday, February 06, 2014	19:30	0:10	26	50	28	22	85	4.7	251	-12		0.9	1.5	0.0	0.6
Thursday, February 06, 2014	19:40	0:10	30	64	28	22	167	5.3	253	-12		0.7	1.5	0.0	0.0
Thursday, February 06, 2014	19:50	0:10	24	38	25	21	178	5.3	257	-12		0.7	1.3	0.0	0.0
Thursday, February 06, 2014	20:00	0:10	24	34	26	21	217	5.5	260	-12		0.7	1.1	0.0	0.0
Thursday, February 06, 2014	20:10	0:10	29	44	31	23	263	5.8	268	-13		0.7	1.5	0.0	0.6
Thursday, February 06, 2014	20:20	0:10	27	38	29	23	218	5.5	275	-13		0.7	1.5	0.2	0.7
Thursday, February 06, 2014	20:30	0:10	29	37	31	25	229	5.6	271	-13		0.7	1.7	0.0	0.0
Thursday, February 06, 2014	20:40	0:10	25	31	27	24	284	6.0	267	-13		1.1	1.9	0.2	0.9
Thursday, February 06, 2014	20:50	0:10	24	30	25	23	282	5.9	260	-12		0.9	1.5	0.2	0.9
Thursday, February 06, 2014	21:00	0:10	24	30	25	22	333	6.3	255	-12		0.6	1.5	0.0	0.4
Thursday, February 06, 2014	21:10	0:10	25	41	26	22	314	6.3	255	-12		0.9	1.5	0.0	0.0
Thursday, February 06, 2014	21:20	0:10	25	33	26	23	358	6.3	256	-12		0.7	1.3	0.0	0.0
Thursday, February 06, 2014	21:30	0:10	26	36	27	24	658	7.7	256	-12		0.6	1.1	0.2	0.6
Thursday, February 06, 2014	21:40	0:10	27	35	30	25	827	8.2	255	-12		0.9	1.5	0.4	0.7
Thursday, February 06, 2014	21:50	0:10	27	33	28	25	1076	9.0	256	-12		0.6	1.1	0.4	1.3
Thursday, February 06, 2014	22:00	0:10	28	33	30	26	1275	9.6	258	-12		0.4	0.9	0.0	0.0
Thursday, February 06, 2014	22:10	0:10	29	34	30	27	1414	9.6	259	-12		0.0	0.6	0.2	0.9
Thursday, February 06, 2014	22:20	0:10	28	36	29	26	1341	9.4	258	-12		0.4	0.9	0.2	1.5
Thursday, February 06, 2014	22:30	0:10	28	37	29	26	1212	9.1	257	-13		0.2	0.7	0.4	1.1
Thursday, February 06, 2014	22:40	0:10	29	47	31	25	1109	8.8	257	-13		0.0	0.4	0.2	0.7
Thursday, February 06, 2014	22:50	0:10	28	37	30	25	1063	8.7	259	-13		0.6	1.3	0.2	0.9
Thursday, February 06, 2014	23:00	0:10	27	40	29	25	895	8.3	264	-13		0.4	0.6	0.2	1.5
Thursday, February 06, 2014	23:10	0:10	27	42	29	24	773	7.9	267	-14		0.6	1.5	0.2	0.7
Thursday, February 06, 2014	23:20	0:10	30	46	34	24	961	8.5	264	-14		0.2	0.7	0.4	1.1
Thursday, February 06, 2014	23:30	0:10	28	36	30	25	1153	9.1	266	-14		0.2	0.7	0.4	1.1
Thursday, February 06, 2014	23:40	0:10	29	39	31	26	1010	8.5	268	-14		0.6	1.3	0.0	0.6
Thursday, February 06, 2014	23:50	0:10	28	40	30	25	711	7.5	270	-14		0.4	1.3	0.2	0.7
Friday, February 07, 2014	0:00	0:10	28	53	28	23	406	6.4	270	-14		0.4	0.7	0.0	0.0
Friday, February 07, 2014	0:10	0:10	24	33	26	22	442	6.6	275	-14		0.4	1.1	0.0	0.7
Friday, February 07, 2014	0:20	0:10	27	43	29	24	602	7.1	272	-14		0.4	1.1	0.0	0.9
Friday, February 07, 2014	0:30	0:10	27	34	29	25	979	8.5	273	-14		0.4	0.9	0.0	0.4
Friday, February 07, 2014	0:40	0:10	29	37	31	26	1129	8.9	270	-14		0.4	0.9	0.2	1.3
Friday, February 07, 2014	0:50	0:10	29	38	31	27	1103	8.6	268	-14		1.3	2.6	0.2	1.1
Friday, February 07, 2014	1:00	0:10	30	40	32	27	1104	8.8	268	-14		1.7	2.6	0.4	2.4
Friday, February 07, 2014	1:10	0:10	30	41	32	27	1629	10.0	273	-14		0.9	2.2	0.6	2.2
Friday, February 07, 2014	1:20	0:10	31	42	33	27	1446	9.6	274	-14		1.1	2.0	0.6	2.0
Friday, February 07, 2014	1:30	0:10	37	69	35	27	1611	10.2	280	-14		0.7	2.6	0.4	1.5
Friday, February 07, 2014	1:40	0:10	31	40	32	28	1606	10.1	288	-14		0.9	2.2	0.0	0.7
Friday, February 07, 2014	1:50	0:10	31	45	33	29	1938	11.4	284	-14		0.6	1.7	0.2	1.5
Friday, February 07, 2014	2:00	0:10	25	42	25	19	30	11.1	280	-14		0.6	1.5	0.2	0.9
Friday, February 07, 2014	2:10	0:10	21	37	21	19	-46	10.5	281	-14		1.1	2.2	0.6	2.0
Friday, February 07, 2014	2:20	0:10	23	41	22	19	-25	11.2	293	-14		0.4	1.1	0.4	1.5
Friday, February 07, 2014	2:30	0:10	21	37	22	19	-24	10.7	285	-14		1.1	1.7	0.2	1.3
Friday, February 07, 2014	2:40	0:10	21	41	22	18	-23	9.6	280	-14		0.6	1.3	0.9	2.8
Friday, February 07, 2014	2:50	0:10	22	49	22	19	-25	10.9	276	-14		0.7	1.9	0.9	2.4
Friday, February 07, 2014	3:00	0:10	33	48	35	20	1399	11.3	276	-14		0.2	0.7	1.3	3.3
Friday, February 07, 2014	3:10	0:10	36	50	37	32	1745	10.3	273	-14		0.4	1.1	1.5	3.2
Friday, February 07, 2014	3:20	0:10	34	40	35	32	1643	10.4	276	-14		0.7	1.1	1.1	2.6
Friday, February 07, 2014	3:30	0:10	32	38	33	30	1821	10.7	278	-14		0.2	0.9	0.7	2.0
Friday, February 07, 2014	3:40	0:10	33	40	34	31	1746	10.3	279	-14		0.2	0.7	1.6	2.2
Friday, February 07, 2014	3:50	0:10	33	39	34	32	1975	11.9	277	-14		0.4	1.5	0.7	2.4
Friday, February 07, 2014	4:00	0:10	33	41	34	31	1914	10.9	277	-14		0.4	0.9	1.3	4.4
Friday, February 07, 2014	4:10	0:10	32	42	34	30	1842	10.4	274	-14		0.4	1.1	0.7	2.0
Friday, February 07, 2014	4:20	0:10	33	42	34	31	1362	9.6	280	-14		0.4	0.9	0.7	2.6
Friday, February 07, 2014	4:														

Table B-4: Location 2 Winter Compliance Evaluation

Date	Time	Duration	Leq	Lmax	L(10)	L(90)	WT E2	WT E2	Onsite Met	Onsite Met	NWS Plymouth	Loc. 2	Loc. 2	Loc. 6	Loc. 6
	Start Time	(min)	(dBA)	(dBA)	(dBA)	(dBA)	Output (kW)	HH WS (m/s)	WD @ 75m (degrees)	Temp. (°C)	Precip. Obs.	Avg. WS @ 2m (m/s)	Gust WS @ 2m (m/s)	Avg. WS @ 2m (m/s)	Gust WS @ 2m (m/s)
Friday, February 07, 2014	6:50	0:10	37	54	38	35	1735	10.1	268	-14		0.4	0.7	0.4	1.7
Friday, February 07, 2014	7:00	0:10	40	67	41	35	1596	10.0	268	-14		0.0	0.4	0.6	2.2
Friday, February 07, 2014	7:10	0:10	44	62	47	33	1916	10.9	267	-14		0.0	0.4	1.1	3.2
Friday, February 07, 2014	7:20	0:10	36	52	38	31	1648	10.6	268	-14		0.2	0.9	1.3	3.2
Friday, February 07, 2014	7:30	0:10	40	55	44	32	1693	10.6	268	-14		0.0	0.6	0.9	3.0
Friday, February 07, 2014	7:40	0:10	34	49	36	32	1572	11.4	268	-14		0.0	0.6	0.9	2.2
Friday, February 07, 2014	7:50	0:10	34	42	36	31	1661	10.3	269	-14		0.2	0.9	1.1	3.2
Friday, February 07, 2014	8:00	0:10	36	60	36	33	1407	9.4	269	-14		0.4	1.3	0.9	3.0
Friday, February 07, 2014	8:10	0:10	36	51	38	33	1651	10.0	274	-13		0.2	0.6	1.3	3.2
Friday, February 07, 2014	8:20	0:10	36	48	38	33	1623	10.0	273	-13		0.4	0.9	1.1	3.5
Friday, February 07, 2014	8:30	0:10	36	48	38	32	1256	9.0	276	-13		0.2	0.6	1.7	4.1
Friday, February 07, 2014	8:40	0:10	36	51	38	31	960	8.3	270	-13		0.4	0.9	1.5	3.5
Friday, February 07, 2014	8:50	0:10	36	52	38	32	1028	8.4	267	-12		0.2	0.9	1.1	3.2
Friday, February 07, 2014	9:00	0:10	36	50	37	32	1120	8.8	268	-12		0.4	0.7	1.3	3.3
Friday, February 07, 2014	9:10	0:10	35	52	37	31	1078	8.8	268	-12		0.4	0.9	1.7	4.1
Friday, February 07, 2014	9:20	0:10	37	56	38	35	1347	9.6	272	-12		0.4	0.9	1.5	3.5
Friday, February 07, 2014	9:30	0:10	37	59	39	35	1659	10.5	273	-12		0.4	1.1	1.3	3.9
Friday, February 07, 2014	9:40	0:10	36	51	37	34	1489	9.8	273	-11		0.6	1.1	1.7	4.8
Friday, February 07, 2014	9:50	0:10	36	59	37	34	1428	9.5	269	-11		0.6	1.3	1.7	3.9
Friday, February 07, 2014	10:00	0:10	35	58	37	31	1336	10.3	283	-11		0.9	1.9	1.7	4.6
Friday, February 07, 2014	10:10	0:10	44	67	38	33	1462	10.1	281	-11		0.6	1.3	1.9	5.6
Friday, February 07, 2014	10:20	0:10	35	49	37	33	1817	11.2	275	-10		1.1	2.4	1.9	3.7
Friday, February 07, 2014	10:30	0:10	39	54	41	33	1636	10.8	274	-10		1.3	3.3	2.0	4.4
Friday, February 07, 2014	10:40	0:10	38	48	40	36	1678	11.1	263	-10		1.5	4.6	1.9	5.0
Friday, February 07, 2014	10:50	0:10	37	47	39	36	1361	9.7	276	-10		1.5	4.1	1.3	5.2
Friday, February 07, 2014	11:00	0:10	43	62	42	35	1390	9.8	290	-9		0.9	1.9	1.3	3.5
Friday, February 07, 2014	11:10	0:10	48	70	43	37	1339	9.1	289	-10		1.3	3.2	1.1	3.5
Friday, February 07, 2014	11:20	0:10	39	66	40	35	1334	9.6	290	-9		1.1	2.8	1.5	4.1
Friday, February 07, 2014	11:30	0:10	37	54	38	36	1817	10.9	290	-9		0.9	2.6	1.5	3.7
Friday, February 07, 2014	11:40	0:10	37	50	38	36	1820	11.3	285	-9		0.9	3.3	1.5	4.8
Friday, February 07, 2014	11:50	0:10	40	55	40	36	1811	10.9	280	-9		1.1	2.8	1.1	2.8
Friday, February 07, 2014	12:00	0:10	38	50	38	36	1368	9.8	279	-8		0.9	2.6	1.7	3.5
Friday, February 07, 2014	12:10	0:10	39	52	39	37	1217	9.1	282	-9		1.3	3.3	1.7	3.9
Friday, February 07, 2014	12:20	0:10	41	58	42	35	1063	9.1	279	-9		1.1	3.7	1.7	4.8
Friday, February 07, 2014	12:30	0:10	41	58	41	35	971	8.4	279	-10		1.1	3.9	1.5	3.9
Friday, February 07, 2014	12:40	0:10	41	59	38	35	339	6.4	275	-9		1.1	3.2	1.1	3.2
Friday, February 07, 2014	12:50	0:10	37	52	38	35	868	8.4	282	-8		0.7	2.6	1.9	3.9
Friday, February 07, 2014	13:00	0:10	37	48	38	35	1448	10.2	292	-7		0.9	2.4	2.2	5.7
Friday, February 07, 2014	13:10	0:10	38	54	39	35	939	8.5	267	-8		0.9	2.8	1.7	3.9
Friday, February 07, 2014	13:20	0:10	40	53	42	38	706	7.9	290	-7		0.9	2.6	1.3	3.5
Friday, February 07, 2014	13:30	0:10	40	51	42	36	1140	9.2	290	-7		1.1	4.1	1.7	5.2
Friday, February 07, 2014	13:40	0:10	35	49	37	32	1115	8.9	292	-7		1.1	3.2	1.7	3.9
Friday, February 07, 2014	13:50	0:10	43	66	45	34	656	7.7	274	-7		0.9	1.9	1.7	5.4
Friday, February 07, 2014	14:00	0:10	41	58	43	30	-43	7.7	275	-8		1.1	3.2	1.1	2.8
Friday, February 07, 2014	14:10	0:10	31	43	33	28	-35	7.5	286	-7		1.1	2.4	1.9	4.6
Friday, February 07, 2014	14:20	0:10	32	41	35	28	-25	8.3	287	-7		0.9	2.4	1.9	3.9
Friday, February 07, 2014	14:30	0:10	29	39	31	26	-25	6.9	272	-7		0.7	2.6	1.5	3.0
Friday, February 07, 2014	14:40	0:10	34	52	37	28	-25	6.5	266	-8		1.5	3.3	1.9	5.0
Friday, February 07, 2014	14:50	0:10	32	45	35	26	-24	7.5	258	-8		1.1	3.2	1.5	3.7
Friday, February 07, 2014	15:00	0:10	33	46	35	29	287	6.6	272	-8		0.9	2.4	0.9	3.5
Friday, February 07, 2014	15:10	0:10	32	40	34	29	396	6.6	279	-7		0.7	1.7	1.1	4.1
Friday, February 07, 2014	15:20	0:10	31	41	33	28	417	6.5	274	-8		1.1	2.0	1.3	4.8
Friday, February 07, 2014	15:30	0:10	34	60	34	28	754	7.9	279	-8		0.6	1.7	1.3	3.7
Friday, February 07, 2014	15:40	0:10	37	53	39	27	655	7.5	279	-8		0.4	1.3	1.3	3.3
Friday, February 07, 2014	15:50	0:10	38	54	39	27	579	7.4	275	-8		0.6	1.5	1.3	2.8
Friday, February 07, 2014	16:00	0:10	38	53	40	29	626	7.5	283	-8		0.6	1.7	1.3	3.5
Friday, February 07, 2014	16:10	0:10	30	42	32	28	840	8.1	267	-9		0.4	0.7	0.7	1.5
Friday, February 07, 2014	16:20	0:10	31	46	33	29	868	8.1	250	-9		0.4	1.1	0.7	3.0
Friday, February 07, 2014	16:30	0:10	32	50	33	28	644	7.3	264	-9		0.6	1.1	0.7	1.9
Friday, February 07, 2014	16:40	0:10	39	56	37	26	455	6.9	257	-9		0.4	0.9	0.7	2.2
Friday, February 07, 2014	16:50	0:10	37	53	40	26	485	7.0	249	-10		0.6	0.9	0.6	1.9
Friday, February 07, 2014	17:00	0:10	36	55	34	24	451	6.8	253	-10		0.6	0.9	0.7	2.8
Friday, February 07, 2014	17:10	0:10	24	32	26	22	327	6.0	251	-10		0.6	0.9	0.6	2.0
Friday, February 07, 2014	17:20	0:10	27	39	29	23	198	5.3	244	-10		0.4	0.9	0.7	1.9
Friday, February 07, 2014	17:30	0:10	32	48	32	26	483	7.0	245	-10		0.6	1.7	0.4	1.5
Friday, February 07, 2014	17:40	0:10	35	51	38	27	714	7.8	244	-10		0.6	1.1	0.2	0.7
Friday, February 07, 2014	17:50	0:10	43	60	45	26	598	7.5	247	-10		0.6	1.3	0.4	3.5
Friday, February 07, 2014	18:00	0:10	32	47	35	29	1112	9.0	251	-10		0.6	1.3	0.9	2.2
Friday, February 07, 2014	18:10	0:10	39	58	39	28	915	8.4	253	-10		0.7	1.5	1.3	3.0
Friday, February 07, 2014	18:20	0:10	32	45	33	29	1468	10.0	254	-10		0.7	1.5	1.5	3.5
Friday, February 07, 2014	18:30	0:10	31	39	32	29	1035	8.7	254	-10		0.6	1.7	1.1	2.4
Friday, February 07, 2014	18:40	0:10	30	49	32	28	1083	8.7	260	-10		0.4	1.5	1.5	3.5
Friday, February 07, 2014	18:50	0:10	30	37	32	27	733	7.8	254	-10		0.6	1.7	1.5	4.4
Friday, February 07, 2014	19:00	0:10	30	42	31	27	845	8.1	256	-10		0.6	2.6	1.5	4.4
Friday, February 07, 2014	19:10	0:10	31	37	33	29	1597	10.2	248	-10		0.6	1.1	2.0	4.3
Friday, February 07, 2014	19:20	0:10	32	45	33	30	1790	10.6	256	-10		0.4	1.7	1.9	4.1
Friday, February 07, 2014	19:30	0:10	34	51	34	29	1510	9.8	259	-10		0.0	0.9	1.9	4.6
Friday, February 07, 2014	19:40	0:10	32	39	33	30	1229	9.1	262	-10		0.4	0.9	1.3	4.6
Friday, February 07, 2014	19:50	0:10	31	37	33	28	1333	9.3	267	-11		0.2	0.9	1.5	3.5
Friday, February 07, 2014	20:00	0:10	31	38	32	29	1438	9.7	272	-11		0.4	0.9	1.5	3.3
Friday, February 07, 2014	20:10	0:10	31	37	33	30	1274	9.0	270	-11		0.2	0.7	1.7	4.1
Friday, February 07, 2014	20:20	0:10	31	37	32	29	1094	8.7	274	-11		0.6	1.1	1.7	4.6
Friday, February 07, 2014	20:30	0:10	36	54	40	29	1158	8.7	269	-11		0.6	1.3	1.9	3.9
Friday, February 07, 2014	20:40	0:10	32	38	33	30	1395	9.7	267	-11		0.6	1.7	2.0	3.9
Friday, February 07, 2014	20:50	0:10	35	50	37	31	1455	10.2	270	-11		0.6	2.0	1.9	3.9
Friday, February 07, 2014	21:00	0:10	33	38	35	32	1987	13.8	271	-11		0.7	1.9	1.7	4.3
Friday, February 07, 2014	21:10	0:10	37	47	38	35	1997	16.1	265	-11		0.9	2.6	2.0	5.7
Friday, February 07, 2014	21:20	0:10	37	47	39	33	1991	15.5	263	-11		1.1	3.7	2.0	

Table B-4: Location 2 Winter Compliance Evaluation

Date	Time	Duration	Leq	Lmax	L(10)	L(90)	WT E2	WT E2	Onsite Met	Onsite Met	NWS Plymouth	Loc. 2	Loc. 2	Loc. 6	Loc. 6
	Start Time	(min)	(dBA)	(dBA)	(dBA)	(dBA)	Output (kW)	HH WS (m/s)	WD @ 75m (degrees)	Temp. (°C)	Precip. Obs.	Avg. WS @ 2m (m/s)	Gust WS @ 2m (m/s)	Avg. WS @ 2m (m/s)	Gust WS @ 2m (m/s)
Friday, February 07, 2014	23:50	0:10	27	44	28	23	73	4.3	270	-12		1.3	2.2	1.5	3.9
Saturday, February 08, 2014	0:00	0:10	25	34	27	23	-40	2.9	268	-12		1.1	2.0	0.9	4.3
Saturday, February 08, 2014	0:10	0:10	25	36	26	23	-38	2.5	267	-12		1.3	2.0	0.7	2.6
Saturday, February 08, 2014	0:20	0:10	27	42	29	24	72	4.5	265	-13		1.1	2.0	1.1	3.3
Saturday, February 08, 2014	0:30	0:10	27	34	28	26	284	6.0	266	-13		1.1	1.9	1.3	3.7
Saturday, February 08, 2014	0:40	0:10	27	45	29	25	335	6.0	258	-13		1.5	2.2	1.3	3.7
Saturday, February 08, 2014	0:50	0:10	27	50	29	23	349	6.0	259	-13		1.1	2.2	0.6	1.9
Saturday, February 08, 2014	1:00	0:10	26	36	29	23	448	6.7	265	-13		1.1	2.0	0.9	2.8
Saturday, February 08, 2014	1:10	0:10	28	48	30	25	483	6.7	272	-13		1.3	2.4	0.9	2.6
Saturday, February 08, 2014	1:20	0:10	28	37	30	24	390	6.2	274	-13		1.7	2.6	0.7	2.6
Saturday, February 08, 2014	1:30	0:10	29	60	28	24	298	6.1	273	-14		1.5	2.2	1.5	3.7
Saturday, February 08, 2014	1:40	0:10	27	41	29	25	374	6.4	271	-13		1.3	2.2	1.5	4.6
Saturday, February 08, 2014	1:50	0:10	28	39	30	26	647	7.3	272	-13		1.3	2.0	1.3	4.1
Saturday, February 08, 2014	2:00	0:10	23	48	23	19	-28	9.3	275	-14		1.3	2.4	1.7	3.9
Saturday, February 08, 2014	2:10	0:10	23	40	25	18	-41	9.8	276	-14		1.3	2.2	1.7	5.2
Saturday, February 08, 2014	2:20	0:10	23	40	24	19	-38	9.6	277	-14		1.5	2.2	1.7	4.6
Saturday, February 08, 2014	2:30	0:10	23	41	24	20	-38	10.3	276	-14		1.5	2.2	1.7	4.1
Saturday, February 08, 2014	2:40	0:10	23	37	25	20	-39	10.3	279	-14		1.5	2.8	1.7	5.6
Saturday, February 08, 2014	2:50	0:10	23	28	24	21	-39	11.7	276	-14		1.1	2.2	1.7	4.4
Saturday, February 08, 2014	3:00	0:10	28	37	31	23	1108	12.8	277	-14		1.1	2.0	1.5	4.1
Saturday, February 08, 2014	3:10	0:10	31	44	33	29	1970	12.0	275	-14		0.9	1.7	1.5	4.1
Saturday, February 08, 2014	3:20	0:10	30	38	31	28	1630	10.0	278	-14		0.9	2.0	1.1	3.2
Saturday, February 08, 2014	3:30	0:10	30	38	31	27	1931	11.2	278	-14		1.1	2.2	1.7	5.4
Saturday, February 08, 2014	3:40	0:10	30	42	31	28	1997	12.3	278	-15		1.1	2.0	1.7	4.6
Saturday, February 08, 2014	3:50	0:10	30	35	31	29	1993	12.5	278	-15		0.7	2.0	1.1	3.9
Saturday, February 08, 2014	4:00	0:10	30	38	31	29	1985	13.3	281	-15		0.6	1.7	1.7	4.3
Saturday, February 08, 2014	4:10	0:10	31	40	33	30	1972	12.5	283	-15		0.6	2.0	1.9	4.3
Saturday, February 08, 2014	4:20	0:10	32	40	34	30	1817	10.9	286	-15		0.6	1.5	1.5	3.7
Saturday, February 08, 2014	4:30	0:10	33	39	35	31	1907	11.4	286	-15		0.4	1.1	1.3	4.1
Saturday, February 08, 2014	4:40	0:10	32	39	34	31	1967	11.9	284	-15		0.4	0.9	1.5	4.1
Saturday, February 08, 2014	4:50	0:10	32	39	34	31	1866	10.9	285	-15		0.4	1.1	1.9	3.9
Saturday, February 08, 2014	5:00	0:10	31	39	32	29	1892	11.3	284	-15		0.4	1.1	1.1	3.0
Saturday, February 08, 2014	5:10	0:10	31	39	33	30	1980	12.3	283	-15		0.4	0.9	0.7	2.2
Saturday, February 08, 2014	5:20	0:10	32	40	33	30	1990	12.1	281	-15		0.4	0.9	1.1	3.5
Saturday, February 08, 2014	5:30	0:10	32	41	33	30	1943	11.2	282	-15		0.4	1.1	0.9	3.9
Saturday, February 08, 2014	5:40	0:10	32	40	34	30	1729	10.5	280	-15		0.4	0.7	1.7	4.1
Saturday, February 08, 2014	5:50	0:10	32	39	34	31	1619	10.1	278	-15		0.2	0.7	1.1	3.0
Saturday, February 08, 2014	6:00	0:10	31	40	33	29	1910	11.4	278	-15		0.4	0.9	1.3	3.9
Saturday, February 08, 2014	6:10	0:10	31	39	32	29	1977	12.2	277	-15		0.4	1.1	1.1	3.9
Saturday, February 08, 2014	6:20	0:10	32	44	34	30	1962	12.1	276	-15		0.6	1.1	0.9	3.0
Saturday, February 08, 2014	6:30	0:10	32	40	34	30	1930	11.4	277	-15		0.4	1.1	0.7	2.2
Saturday, February 08, 2014	6:40	0:10	32	39	33	30	1858	11.4	277	-15		0.4	0.9	0.6	2.4
Saturday, February 08, 2014	6:50	0:10	31	41	33	29	1902	11.3	278	-15		0.4	1.3	0.9	2.8
Saturday, February 08, 2014	7:00	0:10	31	43	33	29	1888	11.0	279	-16		0.6	1.3	0.7	1.5
Saturday, February 08, 2014	7:10	0:10	33	47	34	29	1923	11.1	279	-16		0.6	1.3	1.1	2.8
Saturday, February 08, 2014	7:20	0:10	33	52	33	29	1977	11.6	281	-16		0.6	1.1	0.9	2.8
Saturday, February 08, 2014	7:30	0:10	33	53	36	29	1971	11.7	279	-16		0.6	1.1	1.1	2.6
Saturday, February 08, 2014	7:40	0:10	32	39	33	30	1975	11.8	279	-15		0.4	1.3	1.1	3.9
Saturday, February 08, 2014	7:50	0:10	32	41	33	29	1892	11.7	280	-15		0.4	0.7	1.5	3.7
Saturday, February 08, 2014	8:00	0:10	33	45	35	30	1759	10.7	284	-15		0.2	0.9	1.3	3.3
Saturday, February 08, 2014	8:10	0:10	34	48	36	30	1862	11.5	283	-15		0.4	1.7	1.3	3.7
Saturday, February 08, 2014	8:20	0:10	34	43	36	31	1747	10.8	282	-15		0.6	1.3	1.9	4.4
Saturday, February 08, 2014	8:30	0:10	34	56	36	29	1749	10.7	284	-15		0.7	2.6	1.9	4.6
Saturday, February 08, 2014	8:40	0:10	34	50	35	30	1886	11.2	286	-15		0.9	3.5	1.9	3.9
Saturday, February 08, 2014	8:50	0:10	35	53	36	32	1855	10.9	283	-14		1.3	3.2	1.5	3.9
Saturday, February 08, 2014	9:00	0:10	35	54	37	32	1745	10.8	286	-14		1.1	2.4	1.7	4.6
Saturday, February 08, 2014	9:10	0:10	34	51	35	32	1558	10.2	286	-14		0.7	2.8	1.9	6.5
Saturday, February 08, 2014	9:20	0:10	35	46	38	32	1469	9.6	286	-14		1.3	4.3	1.7	4.6
Saturday, February 08, 2014	9:30	0:10	33	47	35	30	1263	9.3	286	-13		0.9	2.8	1.9	5.0
Saturday, February 08, 2014	9:40	0:10	32	49	33	30	1073	8.6	281	-13		0.7	2.0	2.2	6.5
Saturday, February 08, 2014	9:50	0:10	32	49	34	30	976	8.5	290	-13		0.9	2.8	2.0	4.4
Saturday, February 08, 2014	10:00	0:10	33	48	35	30	1018	8.7	293	-13		0.7	3.2	1.9	3.9
Saturday, February 08, 2014	10:10	0:10	35	52	37	31	796	7.9	289	-12		1.1	2.6	2.0	6.5
Saturday, February 08, 2014	10:20	0:10	38	57	41	33	584	7.3	285	-12		1.5	3.0	2.4	6.5
Saturday, February 08, 2014	10:30	0:10	37	51	40	33	824	8.2	283	-12		1.3	3.3	1.9	3.5
Saturday, February 08, 2014	10:40	0:10	38	51	40	34	1063	8.8	288	-11		1.5	3.3	1.7	5.7
Saturday, February 08, 2014	10:50	0:10	39	62	41	33	806	8.1	290	-11		1.1	2.6	1.7	5.6
Saturday, February 08, 2014	11:00	0:10	36	53	39	33	849	8.4	280	-11		1.1	2.8	1.9	4.3
Saturday, February 08, 2014	11:10	0:10	37	53	39	33	1323	9.5	288	-10		1.5	3.9	1.9	5.2
Saturday, February 08, 2014	11:20	0:10	35	48	37	32	1255	9.5	279	-10		0.9	2.6	1.7	3.7
Saturday, February 08, 2014	11:30	0:10	37	58	38	31	1027	8.5	283	-10		0.9	3.2	1.9	4.3
Saturday, February 08, 2014	11:40	0:10	35	60	37	31	1035	8.8	279	-10		0.9	3.5	1.9	4.1
Saturday, February 08, 2014	11:50	0:10	34	52	36	30	928	8.6	277	-10		0.9	2.8	1.5	3.9
Saturday, February 08, 2014	12:00	0:10	34	47	36	31	887	8.3	283	-9		0.9	2.2	1.9	4.3
Saturday, February 08, 2014	12:10	0:10	36	50	37	32	687	7.5	284	-9		1.3	3.3	1.7	3.5
Saturday, February 08, 2014	12:20	0:10	39	52	42	34	785	7.9	283	-9		1.9	3.3	1.9	3.9
Saturday, February 08, 2014	12:30	0:10	33	46	37	29	379	6.4	296	-9		1.1	3.2	1.3	3.2
Saturday, February 08, 2014	12:40	0:10	37	57	39	31	229	5.6	284	-8		1.3	3.3	1.3	3.7
Saturday, February 08, 2014	12:50	0:10	36	47	38	32	374	6.6	282	-8		1.3	3.5	1.5	2.6
Saturday, February 08, 2014	13:00	0:10	33	49	36	28	260	5.8	305	-8		1.1	3.2	1.5	3.9
Saturday, February 08, 2014	13:10	0:10	35	48	37	30	168	5.3	315	-8		1.5	3.2	1.5	3.9
Saturday, February 08, 2014	13:20	0:10	33	49	36	28	199	5.7	299	-8		1.1	2.8	1.3	3.0
Saturday, February 08, 2014	13:30	0:10	35	50	37	32	351	6.6	292	-8		1.5	3.5	1.1	3.0
Saturday, February 08, 2014	13:40	0:10	34	48	36	31	469	6.8	288	-8		1.3	2.6	1.1	3.2
Saturday, February 08, 2014	13:50	0:10	33	47	35	28	415	6.6	303	-7		0.9	3.0	1.3	3.7
Saturday, February 08, 2014	14:00	0:10	30	47	33	24	-12	5.4	289	-7		1.1	3.2	1.1	2.4
Saturday, February 08, 2014	14:10	0:10	31	46	34	23	-40	5.3	278	-8		1.1	2.8	1.1	3.7
Saturday, February 08, 2014	14:20	0:10	33	55	34	25	-32	5.8	291	-7		0.9	2.2	1.3	3.0
Saturday															

Table B-4: Location 2 Winter Compliance Evaluation

Date	Time	Duration	Leq	Lmax	L(10)	L(90)	WT E2	WT E2	Onsite Met	Onsite Met	NWS Plymouth	Loc. 2	Loc. 2	Loc. 6	Loc. 6
	Start Time	(min)	(dBA)	(dBA)	(dBA)	(dBA)	Output (kW)	HH WS (m/s)	WD @ 75m (degrees)	Temp. (°C)	Precip. Obs.	Avg. WS @ 2m (m/s)	Gust WS @ 2m (m/s)	Avg. WS @ 2m (m/s)	Gust WS @ 2m (m/s)
Saturday, February 08, 2014	16:50	0:10	43	54	45	39	170	5.2	264	-10		0.6	1.3	0.4	1.5
Saturday, February 08, 2014	17:00	0:10	42	56	45	38	195	5.4	266	-10		0.6	1.1	0.2	1.5
Saturday, February 08, 2014	17:10	0:10	43	54	46	39	107	4.7	271	-10		0.4	1.1	0.6	1.7
Saturday, February 08, 2014	17:20	0:10	38	49	42	23	127	4.9	267	-10		0.7	1.5	0.0	0.7
Saturday, February 08, 2014	17:30	0:10	32	52	32	22	252	5.9	263	-10		0.4	1.5	0.4	1.1
Saturday, February 08, 2014	17:40	0:10	31	52	32	21	313	6.1	262	-10		0.4	1.3	0.2	1.3
Saturday, February 08, 2014	17:50	0:10	25	48	24	21	305	6.0	261	-10		0.4	1.1	0.2	0.7
Saturday, February 08, 2014	18:00	0:10	26	50	25	23	329	6.2	259	-10		0.6	1.3	0.4	1.1
Saturday, February 08, 2014	18:10	0:10	26	45	27	22	607	7.5	263	-10		0.4	0.9	0.2	0.7
Saturday, February 08, 2014	18:20	0:10	26	41	27	23	431	6.8	262	-10		0.4	1.1	0.2	2.0
Saturday, February 08, 2014	18:30	0:10	25	34	26	23	515	7.0	268	-10		0.2	0.7	0.4	1.9
Saturday, February 08, 2014	18:40	0:10	27	49	27	23	517	7.2	266	-10		0.2	1.3	0.6	2.2
Saturday, February 08, 2014	18:50	0:10	26	41	28	24	408	6.6	273	-10		0.4	1.1	0.9	2.6
Saturday, February 08, 2014	19:00	0:10	25	38	27	23	403	6.6	276	-10		0.2	0.6	0.6	1.3
Saturday, February 08, 2014	19:10	0:10	26	36	27	24	384	6.4	275	-10		0.2	0.7	0.4	0.9
Saturday, February 08, 2014	19:20	0:10	27	33	29	25	363	6.3	274	-10		0.6	1.1	0.0	0.0
Saturday, February 08, 2014	19:30	0:10	26	34	27	24	327	6.3	275	-10		0.6	1.3	0.2	0.9
Saturday, February 08, 2014	19:40	0:10	24	34	26	22	93	4.6	277	-10		0.6	1.7	0.2	1.3
Saturday, February 08, 2014	19:50	0:10	28	45	31	22	124	4.9	290	-10		0.4	1.5	0.7	1.9
Saturday, February 08, 2014	20:00	0:10	25	36	27	23	238	5.7	302	-10		0.7	1.5	0.2	1.3
Saturday, February 08, 2014	20:10	0:10	30	41	34	24	311	6.1	298	-11		0.7	1.3	0.2	1.1
Saturday, February 08, 2014	20:20	0:10	28	36	30	25	464	6.9	304	-11		0.6	1.3	0.4	1.7
Saturday, February 08, 2014	20:30	0:10	27	34	29	24	380	6.5	304	-11		0.7	1.5	0.0	0.7
Saturday, February 08, 2014	20:40	0:10	28	38	30	25	498	7.0	309	-11		0.6	1.3	0.7	1.9
Saturday, February 08, 2014	20:50	0:10	30	38	32	27	621	7.6	324	-11		0.4	1.3	0.2	1.3
Saturday, February 08, 2014	21:00	0:10	31	45	34	28	718	7.8	325	-11		0.6	1.7	0.6	1.5
Saturday, February 08, 2014	21:10	0:10	31	38	33	27	693	7.8	320	-11		0.7	1.5	0.6	1.7
Saturday, February 08, 2014	21:20	0:10	31	45	34	28	546	7.1	319	-11		0.4	0.9	0.6	1.5
Saturday, February 08, 2014	21:30	0:10	41	61	40	28	565	7.1	323	-11		0.4	1.5	0.6	1.9
Saturday, February 08, 2014	21:40	0:10	29	36	31	26	517	7.0	324	-11		0.4	1.1	0.6	1.3
Saturday, February 08, 2014	21:50	0:10	28	42	31	25	439	6.8	326	-11		0.4	1.1	0.7	1.7
Saturday, February 08, 2014	22:00	0:10	26	43	27	23	250	5.8	327	-11		0.6	1.3	0.4	1.3
Saturday, February 08, 2014	22:10	0:10	24	31	25	22	212	5.5	327	-11		0.6	1.3	0.0	0.9
Saturday, February 08, 2014	22:20	0:10	35	52	36	22	107	4.6	319	-12		0.4	0.9	0.4	1.1
Saturday, February 08, 2014	22:30	0:10	28	45	31	23	48	4.1	319	-12		0.6	1.3	0.2	0.9
Saturday, February 08, 2014	22:40	0:10	24	35	25	22	94	4.6	316	-12		0.4	1.1	0.4	1.3
Saturday, February 08, 2014	22:50	0:10	23	36	25	22	130	4.9	319	-12		0.4	1.1	0.4	1.1
Saturday, February 08, 2014	23:00	0:10	31	38	33	23	244	5.8	320	-12		0.4	1.3	0.4	1.3
Saturday, February 08, 2014	23:10	0:10	33	36	34	32	335	6.3	321	-12		0.2	1.3	0.4	1.5
Saturday, February 08, 2014	23:20	0:10	31	43	34	26	483	6.9	324	-12		0.4	1.1	0.6	1.5
Saturday, February 08, 2014	23:30	0:10	31	50	32	25	466	7.0	326	-12		0.4	1.1	0.4	1.9
Saturday, February 08, 2014	23:40	0:10	29	42	31	25	495	6.9	324	-12		0.6	2.0	0.6	2.0
Saturday, February 08, 2014	23:50	0:10	28	41	31	25	529	7.1	329	-12		0.6	2.0	0.6	1.7
Sunday, February 09, 2014	0:00	0:10	29	45	31	26	585	7.2	324	-12		0.7	1.9	0.6	1.7
Sunday, February 09, 2014	0:10	0:10	27	35	30	24	512	6.9	325	-12		0.4	0.9	0.6	2.2
Sunday, February 09, 2014	0:20	0:10	27	43	28	24	401	6.5	321	-12		0.4	1.5	0.7	1.7
Sunday, February 09, 2014	0:30	0:10	28	44	29	25	390	6.4	321	-12		0.7	2.4	0.9	2.2
Sunday, February 09, 2014	0:40	0:10	29	39	31	27	549	7.1	322	-12		0.4	1.3	1.1	3.3
Sunday, February 09, 2014	0:50	0:10	31	41	33	27	524	7.0	323	-12		0.6	2.0	1.1	2.4
Sunday, February 09, 2014	1:00	0:10	32	44	34	29	808	8.1	320	-12		0.6	2.0	1.1	3.2
Sunday, February 09, 2014	1:10	0:10	32	43	34	28	779	7.8	321	-12		0.6	2.2	0.9	2.8
Sunday, February 09, 2014	1:20	0:10	32	44	34	29	846	8.3	319	-13		0.4	1.1	0.9	2.8
Sunday, February 09, 2014	1:30	0:10	30	39	32	28	621	7.5	324	-13		0.7	1.9	0.9	2.6
Sunday, February 09, 2014	1:40	0:10	29	37	31	27	491	7.0	328	-13		0.4	1.3	0.9	2.2
Sunday, February 09, 2014	1:50	0:10	29	40	30	26	441	6.7	326	-13		0.4	1.1	0.7	2.2
Sunday, February 09, 2014	2:00	0:10	23	34	27	18	-17	5.8	330	-13		0.4	0.7	-0.7	2.2
Sunday, February 09, 2014	2:10	0:10	20	29	21	17	-40	4.6	329	-13		0.4	1.1	0.7	2.2
Sunday, February 09, 2014	2:20	0:10	22	38	26	16	-39	4.1	332	-13		0.4	2.6	-0.6	1.5
Sunday, February 09, 2014	2:30	0:10	22	36	24	16	-39	4.1	334	-13		0.2	0.7	0.4	2.0
Sunday, February 09, 2014	2:40	0:10	20	38	21	16	-38	3.5	335	-13		0.0	0.6	0.2	0.6
Sunday, February 09, 2014	2:50	0:10	20	33	20	15	-39	3.1	326	-13		0.2	0.6	0.4	1.1
Sunday, February 09, 2014	3:00	0:10	21	25	23	18	-37	2.8	326	-13		0.2	0.9	0.4	0.9
Sunday, February 09, 2014	3:10	0:10	22	33	23	20	-42	2.6	329	-13		0.2	0.9	0.4	1.5
Sunday, February 09, 2014	3:20	0:10	21	25	22	19	-42	2.2	329	-13		0.2	0.7	0.0	0.6
Sunday, February 09, 2014	3:30	0:10	20	25	21	18	-41	2.2	334	-13		0.4	0.9	0.0	0.6
Sunday, February 09, 2014	3:40	0:10	20	25	21	18	-41	2.4	342	-13		0.0	0.7	0.2	1.1
Sunday, February 09, 2014	3:50	0:10	19	22	20	17	-41	1.9	343	-13		0.6	0.9	0.2	1.9
Sunday, February 09, 2014	4:00	0:10	19	25	20	17	-39	2.2	357	-13		0.2	0.6	0.0	0.4
Sunday, February 09, 2014	4:10	0:10	20	35	21	17	-39	2.2	356	-13		0.4	0.7	-0.0	0.0
Sunday, February 09, 2014	4:20	0:10	19	27	21	16	-38	1.8	349	-13		0.0	0.2	0.0	0.0
Sunday, February 09, 2014	4:30	0:10	19	26	20	16	-39	1.3	357	-13		0.6	0.9	0.0	0.0
Sunday, February 09, 2014	4:40	0:10	19	24	20	16	-37	1.8	356	-13		0.4	0.9	0.0	0.0
Sunday, February 09, 2014	4:50	0:10	20	28	22	17	-35	2.1	351	-13		0.9	1.5	0.0	0.0
Sunday, February 09, 2014	5:00	0:10	19	26	20	16	-35	1.8	345	-13		0.7	1.1	0.0	0.0
Sunday, February 09, 2014	5:10	0:10	19	23	20	17	-23	1.9	329	-13		0.4	1.1	0.0	0.0
Sunday, February 09, 2014	5:20	0:10	19	27	20	17	-20	2.4	330	-13		0.7	1.3	0.0	0.0
Sunday, February 09, 2014	5:30	0:10	18	25	20	17	-20	2.6	325	-13		0.6	1.1	0.0	0.0
Sunday, February 09, 2014	5:40	0:10	19	29	21	17	-20	2.5	317	-13		0.4	0.7	0.0	0.0
Sunday, February 09, 2014	5:50	0:10	19	34	21	17	-19	2.5	316	-13		0.7	1.5	0.0	0.0
Sunday, February 09, 2014	6:00	0:10	19	29	21	17	-20	1.8	316	-13		0.7	1.3	0.0	0.0
Sunday, February 09, 2014	6:10	0:10	20	30	22	18	-20	2.5	324	-13		0.7	1.3	0.0	0.0
Sunday, February 09, 2014	6:20	0:10	23	33	24	19	-33	2.7	332	-13		0.7	0.9	0.0	0.0
Sunday, February 09, 2014	6:30	0:10	26	39	30	21	-17	3.2	329	-13		0.6	0.9	0.2	0.7
Sunday, February 09, 2014	6:40	0:10	22	29	23	20	26	3.9	316	-13		0.6	1.3	0.2	1.1
Sunday, February 09, 2014	6:50	0:10	23	37	24	20	92	4.6	322	-13		0.9	1.3	0.0	0.0
Sunday, February 09, 2014	7:00	0:10	28	45	31	21	103	4.6	325	-13		0.7	1.5	0.0	0.0
Sunday, February 09, 2014	7:10	0:10	32	47	36	23	124	4.9	318	-13		0.6	1.7	0.0	0.0
Sunday, February 09, 2014	7:20	0:10	30	45	34	23	63	4.2	325	-13		0.7	1.3	0.0	0.0
Sunday, February 09, 2014	7:30	0:10	31	52	33	22	46	4.0	331	-1					

Table B-4: Location 2 Winter Compliance Evaluation

Date	Time	Duration	Leq	Lmax	L(10)	L(90)	WT E2	WT E2	Onsite Met	Onsite Met	NWS Plymouth	Loc. 2	Loc. 2	Loc. 6	Loc. 6
	Start Time	(min)	(dBA)	(dBA)	(dBA)	(dBA)	Output (kW)	HH WS (m/s)	WD @ 75m (degrees)	Temp. (°C)	Precip. Obs.	Avg. WS @ 2m (m/s)	Gust WS @ 2m (m/s)	Avg. WS @ 2m (m/s)	Gust WS @ 2m (m/s)
Sunday, February 09, 2014	9:50	0:10	31	52	33	24	-13	3.1	317	-10		0.9	3.0	0.7	2.0
Sunday, February 09, 2014	10:00	0:10	33	53	34	23	14	3.6	324	-10		0.9	2.4	0.6	1.9
Sunday, February 09, 2014	10:10	0:10	31	58	31	24	-5	3.4	324	-9		1.1	2.8	0.7	1.9
Sunday, February 09, 2014	10:20	0:10	32	56	33	25	26	4.0	303	-9		1.1	2.4	0.9	2.0
Sunday, February 09, 2014	10:30	0:10	31	46	34	25	88	4.5	324	-9		1.3	4.3	0.6	1.9
Sunday, February 09, 2014	10:40	0:10	32	50	35	24	-12	3.3	322	-9		1.5	3.7	0.7	2.2
Sunday, February 09, 2014	10:50	0:10	35	56	38	24	-41	2.1	311	-9		1.3	2.4	0.7	1.7
Sunday, February 09, 2014	11:00	0:10	30	45	33	24	-40	2.6	280	-9		1.3	3.0	0.9	2.0
Sunday, February 09, 2014	11:10	0:10	29	41	31	26	-39	2.2	291	-9		0.7	2.4	0.6	1.5
Sunday, February 09, 2014	11:20	0:10	28	45	29	26	-39	2.5	289	-8		0.6	1.9	1.1	2.8
Sunday, February 09, 2014	11:30	0:10	32	52	32	24	50	4.1	281	-8		0.9	1.7	0.9	3.3
Sunday, February 09, 2014	11:40	0:10	31	48	32	26	76	4.3	263	-7		1.3	3.0	1.3	3.9
Sunday, February 09, 2014	11:50	0:10	32	51	35	27	48	4.2	274	-7		1.5	2.6	0.9	2.8
Sunday, February 09, 2014	12:00	0:10	36	52	36	33	-23	3.1	271	-7		0.9	2.8	0.9	2.6
Sunday, February 09, 2014	12:10	0:10	35	50	36	33	-29	2.9	295	-7		1.1	3.0	1.3	2.8
Sunday, February 09, 2014	12:20	0:10	34	52	35	32	-41	2.3	247	-7		0.9	2.2	0.9	3.3
Sunday, February 09, 2014	12:30	0:10	35	50	37	33	-39	3.2	225	-7		1.3	2.4	0.9	2.8
Sunday, February 09, 2014	12:40	0:10	34	49	35	32	-34	3.2	231	-7		0.9	2.4	1.1	3.0
Sunday, February 09, 2014	12:50	0:10	33	46	34	32	-40	2.4	234	-6		0.7	1.9	1.1	4.8
Sunday, February 09, 2014	13:00	0:10	35	56	36	32	-39	2.3	217	-7		1.3	2.6	0.9	2.4
Sunday, February 09, 2014	13:10	0:10	28	53	29	20	-38	2.4	214	-7		0.9	3.0	0.6	1.7
Sunday, February 09, 2014	13:20	0:10	28	46	31	20	-38	2.4	268	-7		0.7	1.7	0.7	2.4
Sunday, February 09, 2014	13:30	0:10	28	40	31	22	-41	3.0	274	-6		1.3	2.6	1.1	3.0
Sunday, February 09, 2014	13:40	0:10	24	42	26	20	-35	1.4	264	-6		0.6	2.0	0.9	2.2
Sunday, February 09, 2014	13:50	0:10	31	44	35	22	-34	1.3	256	-7		0.7	2.0	0.9	2.2
Sunday, February 09, 2014	14:00	0:10	24	41	26	19	-34	2.2	262	-6		0.7	2.0	1.1	2.8
Sunday, February 09, 2014	14:10	0:10	29	49	29	19	-23	1.2	218	-7		0.7	1.9	1.3	2.6
Sunday, February 09, 2014	14:20	0:10	26	45	29	20	-21	2.5	249	-7		0.9	2.2	0.7	2.2
Sunday, February 09, 2014	14:30	0:10	23	38	25	19	-20	1.8	249	-7		0.6	1.5	0.7	1.7
Sunday, February 09, 2014	14:40	0:10	26	39	28	21	-21	3.0	233	-7		0.7	1.9	0.6	2.2
Sunday, February 09, 2014	14:50	0:10	23	36	26	20	-42	1.5	239	-7		0.6	1.5	0.9	2.2
Sunday, February 09, 2014	15:00	0:10	26	41	30	19	-41	2.3	256	-7		0.7	2.4	0.7	1.9
Sunday, February 09, 2014	15:10	0:10	22	36	25	18	-39	1.6	246	-8		0.6	1.3	0.6	1.5
Sunday, February 09, 2014	15:20	0:10	22	43	23	18	-39	1.8	239	-8		0.4	0.9	0.7	1.7
Sunday, February 09, 2014	15:30	0:10	20	35	22	17	-39	1.7	302	-8		0.2	0.6	0.4	1.9
Sunday, February 09, 2014	15:40	0:10	22	38	25	17	-39	1.4	293	-8		0.7	1.5	0.6	1.7
Sunday, February 09, 2014	15:50	0:10	22	38	24	17	-35	0.7	207	-8		0.4	1.3	0.2	1.1
Sunday, February 09, 2014	16:00	0:10	21	39	22	17	-36	0.4	201	-8		0.6	1.3	0.2	1.1
Sunday, February 09, 2014	16:10	0:10	36	62	36	19	-26	1.2	168	-8		0.6	1.3	0.0	0.0
Sunday, February 09, 2014	16:20	0:10	24	48	27	17	-20	0.8	157	-8		0.4	0.9	0.0	0.0
Sunday, February 09, 2014	16:30	0:10	25	41	27	18	-20	0.5	179	-8		0.2	0.6	0.0	0.7
Sunday, February 09, 2014	16:40	0:10	27	42	30	18	-20	0.7	216	-8		0.2	0.6	0.2	0.7
Sunday, February 09, 2014	16:50	0:10	37	57	39	17	-20	0.8	226	-8		0.2	0.6	0.2	0.7
Sunday, February 09, 2014	17:00	0:10	45	67	48	24	-21	2.1	225	-8		0.4	1.5	0.0	0.4
Sunday, February 09, 2014	17:10	0:10	28	48	30	17	-20	2.4	207	-9		1.1	3.0	0.6	1.7
Sunday, February 09, 2014	17:20	0:10	23	41	25	17	-20	2.2	192	-9		0.0	0.6	0.4	1.5
Sunday, February 09, 2014	17:30	0:10	30	48	33	17	-20	1.9	182	-9		0.2	0.7	0.0	1.3
Sunday, February 09, 2014	17:40	0:10	20	29	22	17	-17	2.4	204	-9		0.2	0.7	0.4	1.5
Sunday, February 09, 2014	17:50	0:10	22	40	25	18	-17	2.6	211	-9		0.4	0.7	0.6	1.7
Sunday, February 09, 2014	18:00	0:10	22	35	25	19	-17	2.7	197	-9		0.2	0.6	0.2	0.9
Sunday, February 09, 2014	18:10	0:10	34	51	36	17	-17	2.2	210	-9		0.0	0.0	0.0	0.7
Sunday, February 09, 2014	18:20	0:10	20	35	20	18	-17	1.6	180	-9		0.0	0.0	0.0	0.0
Sunday, February 09, 2014	18:30	0:10	29	42	35	17	-17	2.8	167	-9	1	0.0	0.0	0.2	0.6
Sunday, February 09, 2014	18:40	0:10	24	39	28	18	-16	2.5	160	-10	1	0.0	0.0	0.2	0.7
Sunday, February 09, 2014	18:50	0:10	23	36	24	19	-16	1.7	155	-10	1	0.0	0.0	0.4	0.9
Sunday, February 09, 2014	19:00	0:10	19	29	20	19	-16	1.1	149	-10	1	0.0	0.0	0.0	0.7
Sunday, February 09, 2014	19:10	0:10	21	35	22	18	-16	1.2	141	-10	1	0.0	0.0	0.0	0.6
Sunday, February 09, 2014	19:20	0:10	18	25	19	17	-16	1.3	148	-10	1	0.0	0.0	0.0	0.7
Sunday, February 09, 2014	19:30	0:10	18	28	19	17	-16	1.5	150	-10	1	0.2	0.4	0.0	0.2
Sunday, February 09, 2014	19:40	0:10	23	36	23	19	-16	1.8	146	-10	1	0.0	0.4	0.0	0.0
Sunday, February 09, 2014	19:50	0:10	23	35	23	20	-16	1.9	154	-10	1	0.2	0.7	0.0	0.0
Sunday, February 09, 2014	20:00	0:10	23	35	24	21	-16	1.7	153	-10	1	0.2	0.9	0.0	0.0
Sunday, February 09, 2014	20:10	0:10	24	41	25	19	-16	1.5	162	-10	1	0.2	0.9	0.0	0.0
Sunday, February 09, 2014	20:20	0:10	24	40	25	19	-16	1.2	151	-10	1	0.2	0.4	0.0	0.0
Sunday, February 09, 2014	20:30	0:10	22	37	22	20	-16	1.9	139	-10	1	0.0	0.4	0.0	0.0
Sunday, February 09, 2014	20:40	0:10	22	29	23	20	-16	2.5	140	-10	1	0.4	1.1	0.0	0.0
Sunday, February 09, 2014	20:50	0:10	24	33	26	22	-20	3.1	131	-10	1	0.2	1.1	0.0	0.0
Sunday, February 09, 2014	21:00	0:10	25	34	28	23	-30	2.6	122	-10	1	0.2	0.6	0.0	0.0
Sunday, February 09, 2014	21:10	0:10	26	36	28	24	-38	2.6	124	-10	1	0.2	1.3	0.0	0.0
Sunday, February 09, 2014	21:20	0:10	26	32	27	24	-38	2.7	118	-10	1	0.2	0.7	0.0	0.0
Sunday, February 09, 2014	21:30	0:10	25	38	26	23	-37	2.7	127	-10	1	0.2	0.7	0.0	0.0
Sunday, February 09, 2014	21:40	0:10	24	29	25	23	-35	2.7	132	-10	1	0.4	1.1	0.0	0.0
Sunday, February 09, 2014	21:50	0:10	32	50	35	23	-35	2.7	133	-10	1	0.0	0.4	0.0	0.0
Sunday, February 09, 2014	22:00	0:10	25	30	26	23	-35	2.8	147	-10	1	0.2	0.6	0.0	0.0
Sunday, February 09, 2014	22:10	0:10	27	40	31	23	-35	2.6	158	-10	1	0.4	0.7	0.0	0.0
Sunday, February 09, 2014	22:20	0:10	23	26	24	22	-34	2.4	160	-10	1	0.2	0.4	0.0	0.0
Sunday, February 09, 2014	22:30	0:10	21	25	22	20	-31	1.9	164	-9	1	0.0	0.4	0.0	0.0
Sunday, February 09, 2014	22:40	0:10	20	23	20	19	-31	1.8	160	-9	1	0.0	0.0	0.0	0.0
Sunday, February 09, 2014	22:50	0:10	20	22	20	19	-17	2.2	164	-9	1	0.0	0.0	0.0	0.0
Sunday, February 09, 2014	23:00	0:10	20	27	21	18	-17	2.2	168	-9	1	0.0	0.4	0.0	0.0
Sunday, February 09, 2014	23:10	0:10	23	34	24	21	-16	2.4	170	-9	1	0.0	0.6	0.0	0.0
Sunday, February 09, 2014	23:20	0:10	21	32	22	18	-16	2.4	171	-9	1	0.2	0.6	0.0	0.0
Sunday, February 09, 2014	23:30	0:10	24	39	24	18	-16	2.2	171	-9	1	0.2	0.6	0.0	0.0
Sunday, February 09, 2014	23:40	0:10	22	37	25	17	-16	1.9	171	-9	1	0.2	0.6	0.0	0.0
Sunday, February 09, 2014	23:50	0:10	17	34	17	16	-16	1.6	178	-10	1	0.0	0.0	0.0	0.0
Monday, February 10, 2014	0:00	0:10	18	27	18	17	-16	1.5	187	-10	1	0.0	0.0	0.0	0.0
Monday, February 10, 2014	0:10	0:10	22	43	24	16	-16	1.5	206	-10	1	0.2	0.4	0.0	0.0
Monday, February 10, 2014	0:20	0:10	18	23	19	17	-16	1.1	221	-10	1	0.2	0.6	0.0	0.0
Monday, February 10, 2014	0:30	0:10	18	23	18	17	-17	0.8	210	-10					

Table B-4: Location 2 Winter Compliance Evaluation

Date	Time	Duration	Leq	Lmax	L(10)	L(90)	WT E2	WT E2	Onsite Met	Onsite Met	NWS Plymouth	Loc. 2	Loc. 2	Loc. 6	Loc. 6
	Start Time	(min)	(dBA)	(dBA)	(dBA)	(dBA)	Output (kW)	HH WS (m/s)	WD @ 75m (degrees)	Temp. (°C)	Precip. Obs.	Avg. WS @ 2m (m/s)	Gust WS @ 2m (m/s)	Avg. WS @ 2m (m/s)	Gust WS @ 2m (m/s)
Monday, February 10, 2014	2:50	0:10	16	26	18	15	-31	3.8	288	-11	1	0.2	1.1	0.0	0.0
Monday, February 10, 2014	3:00	0:10	22	30	24	17	4	3.9	293	-11	1	0.4	0.9	0.0	0.0
Monday, February 10, 2014	3:10	0:10	24	33	27	21	143	4.9	302	-11	1	0.4	0.6	0.0	0.6
Monday, February 10, 2014	3:20	0:10	27	39	29	24	295	5.9	302	-11	1	0.2	0.7	0.0	0.6
Monday, February 10, 2014	3:30	0:10	31	51	32	23	317	5.9	302	-11	1	0.6	0.9	0.0	0.0
Monday, February 10, 2014	3:40	0:10	29	39	31	25	455	6.8	304	-12	1	0.6	1.3	0.0	0.0
Monday, February 10, 2014	3:50	0:10	29	37	31	26	653	7.4	305	-11	1	0.9	1.7	0.0	0.6
Monday, February 10, 2014	4:00	0:10	29	38	31	26	636	7.4	304	-11	1	0.7	1.5	0.2	1.5
Monday, February 10, 2014	4:10	0:10	30	39	32	27	772	7.4	304	-11	1	0.7	1.5	0.0	0.9
Monday, February 10, 2014	4:20	0:10	31	40	34	28	892	7.7	302	-11	1	0.7	1.5	0.0	1.1
Monday, February 10, 2014	4:30	0:10	32	42	34	30	1081	8.3	307	-11	1	0.6	1.3	0.0	0.9
Monday, February 10, 2014	4:40	0:10	34	42	36	32	1311	8.9	312	-11	1	0.7	2.2	0.0	0.6
Monday, February 10, 2014	4:50	0:10	37	54	39	31	1318	9.3	313	-11	1	0.6	2.6	0.0	1.1
Monday, February 10, 2014	5:00	0:10	35	44	37	32	1594	9.6	319	-11	1	0.7	2.0	0.4	1.9
Monday, February 10, 2014	5:10	0:10	34	41	36	32	1475	8.8	320	-11	1	0.7	1.7	0.6	1.9
Monday, February 10, 2014	5:20	0:10	34	42	36	31	1473	9.1	318	-12	1	0.7	3.0	0.7	2.0
Monday, February 10, 2014	5:30	0:10	35	45	36	33	1768	10.6	316	-12	1	0.7	3.7	0.7	2.0
Monday, February 10, 2014	5:40	0:10	35	50	37	33	1791	11.1	316	-12	1	0.7	2.2	0.9	3.2
Monday, February 10, 2014	5:50	0:10	35	42	37	33	1743	10.5	314	-12	1	0.7	1.7	0.9	2.8
Monday, February 10, 2014	6:00	0:10	36	49	38	34	1781	11.1	318	-12	1	0.9	3.0	0.9	3.0
Monday, February 10, 2014	6:10	0:10	38	64	39	35	1780	10.7	315	-12	1	0.9	2.6	0.9	2.8
Monday, February 10, 2014	6:20	0:10	36	42	38	34	1595	10.1	320	-12	1	0.9	2.2	0.7	1.9
Monday, February 10, 2014	6:30	0:10	37	56	39	34	1914	11.4	318	-12	1	0.7	2.2	0.9	2.4
Monday, February 10, 2014	6:40	0:10	36	52	37	34	1840	10.9	318	-13	1	0.7	2.0	0.7	2.0
Monday, February 10, 2014	6:50	0:10	36	53	38	34	1907	11.0	317	-13	1	0.9	3.3	0.7	1.9
Monday, February 10, 2014	7:00	0:10	39	62	41	34	1776	10.5	317	-13	1	1.1	2.6	0.4	1.5
Monday, February 10, 2014	7:10	0:10	40	62	41	35	1458	9.7	319	-13	1	1.1	4.6	0.6	1.1
Monday, February 10, 2014	7:20	0:10	38	50	39	36	1535	10.2	324	-13	1	0.9	1.9	1.1	2.8
Monday, February 10, 2014	7:30	0:10	38	49	40	36	1572	10.2	327	-13	1	1.1	3.3	0.9	1.9
Monday, February 10, 2014	7:40	0:10	37	46	40	35	1972	12.1	325	-13	1	1.1	3.5	1.1	3.0
Monday, February 10, 2014	7:50	0:10	37	48	39	34	1976	12.3	325	-13	1	1.1	3.2	1.1	3.7
Monday, February 10, 2014	8:00	0:10	39	47	40	37	1991	11.9	328	-13	1	0.9	3.3	1.3	3.3
Monday, February 10, 2014	8:10	0:10	40	50	43	37	1992	11.9	327	-13	1	1.3	2.8	1.1	2.6
Monday, February 10, 2014	8:20	0:10	39	50	41	36	1996	13.3	324	-13	1	1.1	3.2	1.3	3.0
Monday, February 10, 2014	8:30	0:10	39	47	41	38	1688	11.2	321	-13	1	1.1	3.3	1.3	3.9
Monday, February 10, 2014	8:40	0:10	39	46	40	37	1929	12.0	322	-13	1	1.1	2.2	1.7	3.9
Monday, February 10, 2014	8:50	0:10	39	47	41	36	1971	12.6	323	-13	1	1.1	4.1	1.5	4.4
Monday, February 10, 2014	9:00	0:10	42	57	44	37	1569	9.6	326	-13	1	1.3	3.3	1.7	4.1
Monday, February 10, 2014	9:10	0:10	39	53	42	35	994	8.1	325	-13	1	1.1	4.2	1.7	4.4
Monday, February 10, 2014	9:20	0:10	36	42	37	34	1696	10.1	323	-13	1	0.9	1.9	1.7	4.1
Monday, February 10, 2014	9:30	0:10	36	48	39	33	1738	10.8	329	-12	1	1.1	3.0	1.7	5.4
Monday, February 10, 2014	9:40	0:10	41	61	40	34	1556	9.7	323	-13	1	1.1	3.0	2.2	5.9
Monday, February 10, 2014	9:50	0:10	42	56	43	36	1707	11.0	317	-13	1	1.9	4.8	2.0	5.7
Monday, February 10, 2014	10:00	0:10	41	59	42	36	1763	11.5	307	-12	1	1.5	5.6	1.3	4.6
Monday, February 10, 2014	10:10	0:10	38	46	41	35	1796	11.6	308	-12	1	1.7	3.7	1.9	4.4
Monday, February 10, 2014	10:20	0:10	43	55	47	35	1672	11.4	315	-12	1	1.1	3.5	1.3	3.3
Monday, February 10, 2014	10:30	0:10	42	51	46	35	1884	12.2	321	-12	1	1.1	4.6	1.9	4.1
Monday, February 10, 2014	10:40	0:10	39	53	40	36	1877	11.8	319	-12	1	0.9	3.7	2.0	4.4
Monday, February 10, 2014	10:50	0:10	43	61	44	38	1355	9.8	316	-11	1	1.5	4.3	1.3	3.5
Monday, February 10, 2014	11:00	0:10	41	55	43	39	1734	11.1	302	-11	1	1.9	5.2	1.9	4.6
Monday, February 10, 2014	11:10	0:10	42	55	44	37	1289	9.6	323	-10	1	1.5	3.0	1.5	5.0
Monday, February 10, 2014	11:20	0:10	42	56	47	34	1115	8.8	312	-11	1	0.9	4.8	1.3	4.8
Monday, February 10, 2014	11:30	0:10	38	50	39	34	615	7.5	312	-10	1	1.3	3.3	1.7	4.8
Monday, February 10, 2014	11:40	0:10	44	54	50	34	1073	8.9	318	-10	1	0.7	2.2	1.3	3.5
Monday, February 10, 2014	11:50	0:10	39	47	41	37	1150	9.3	311	-10	1	1.7	3.5	2.0	5.4
Monday, February 10, 2014	12:00	0:10	39	53	40	35	984	8.8	302	-11	1	1.3	2.8	1.9	5.4
Monday, February 10, 2014	12:10	0:10	39	47	40	36	668	7.7	301	-11	1	1.3	3.0	2.2	4.8
Monday, February 10, 2014	12:20	0:10	40	50	42	38	680	8.0	302	-11	1	1.7	3.7	2.0	5.2
Monday, February 10, 2014	12:30	0:10	42	58	44	36	947	8.7	304	-11	1	1.5	3.7	2.2	7.2
Monday, February 10, 2014	12:40	0:10	37	48	39	34	980	8.8	306	-11	1	1.1	3.2	2.2	5.6
Monday, February 10, 2014	12:50	0:10	39	51	42	34	767	8.1	306	-11	1	1.5	3.7	2.0	4.6
Monday, February 10, 2014	13:00	0:10	38	53	40	34	1359	10.2	309	-11	1	1.5	3.9	1.9	5.2
Monday, February 10, 2014	13:10	0:10	38	49	41	35	1038	8.9	311	-11	1	1.5	4.1	1.9	5.0
Monday, February 10, 2014	13:20	0:10	40	53	42	36	782	8.0	313	-11	1	1.9	4.4	1.5	5.0
Monday, February 10, 2014	13:30	0:10	38	49	40	35	1511	10.4	311	-11	1	1.3	3.7	1.9	4.6
Monday, February 10, 2014	13:40	0:10	37	49	39	35	1547	10.7	302	-11	1	1.3	3.9	1.3	4.6
Monday, February 10, 2014	13:50	0:10	37	44	38	34	1364	10.8	294	-11	1	1.1	4.3	1.7	4.3
Monday, February 10, 2014	14:00	0:10	33	47	35	30	-49	8.9	298	-9	1	0.9	2.2	1.9	4.8
Monday, February 10, 2014	14:10	0:10	32	46	34	30	-36	9.7	301	-10	1	0.9	2.0	1.5	3.9
Monday, February 10, 2014	14:20	0:10	37	56	38	29	-25	10.6	288	-10	1	1.1	3.3	1.7	3.9
Monday, February 10, 2014	14:30	0:10	37	49	40	32	-25	9.8	289	-10	1	1.5	3.3	2.0	4.3
Monday, February 10, 2014	14:40	0:10	39	56	43	33	-24	10.4	287	-10	1	1.1	4.3	1.9	4.3
Monday, February 10, 2014	14:50	0:10	37	50	39	32	-23	10.7	308	-9	1	1.3	3.2	1.7	3.9
Monday, February 10, 2014	15:00	0:10	37	48	39	34	1074	11.2	309	-10	1	1.1	3.2	1.9	4.8
Monday, February 10, 2014	15:10	0:10	39	62	40	34	1880	12.0	309	-11	1	1.1	3.7	1.3	3.2
Monday, February 10, 2014	15:20	0:10	41	59	41	34	1758	11.0	309	-11	1	1.1	3.3	1.1	3.0
Monday, February 10, 2014	15:30	0:10	44	62	45	37	1468	10.1	307	-12	1	0.9	2.2	1.5	4.1
Monday, February 10, 2014	15:40	0:10	41	48	42	39	1759	10.6	303	-12	1	0.9	2.4	1.3	3.5
Monday, February 10, 2014	15:50	0:10	39	51	40	38	1301	9.3	299	-12	1	0.7	1.7	1.1	3.3
Monday, February 10, 2014	16:00	0:10	40	55	40	36	772	8.0	302	-12	1	0.9	2.8	1.7	4.1
Monday, February 10, 2014	16:10	0:10	36	41	38	35	1110	8.9	300	-11	1	0.7	2.4	1.7	5.2
Monday, February 10, 2014	16:20	0:10	39	64	36	32	1017	8.6	305	-12	1	0.6	1.3	1.5	3.3
Monday, February 10, 2014	16:30	0:10	34	42	36	32	932	8.6	312	-12	1	0.4	1.5	1.3	3.3
Monday, February 10, 2014	16:40	0:10	35	43	36	33	1102	8.8	314	-12	1	0.6	1.9	0.7	2.6
Monday, February 10, 2014	16:50	0:10	35	47	37	32	1503	10.3	312	-12	1	0.7	2.0	0.7	2.2
Monday, February 10, 2014	17:00	0:10	35	51	37	33	1751	11.0	307	-13	1	0.7	2.0	0.6	1.9
Monday, February 10, 2014	17:10	0:10	34	45	36	31</									

Table B-4: Location 2 Winter Compliance Evaluation

Date	Time	Duration	Leq	Lmax	L(10)	L(90)	WT E2	WT E2	Onsite Met	Onsite Met	NWS Plymouth	Loc. 2	Loc. 2	Loc. 6	Loc. 6
	Start Time	(min)	(dBA)	(dBA)	(dBA)	(dBA)	Output (kW)	HH WS (m/s)	WD @ 75m (degrees)	Temp. (°C)	Precip. Obs.	Avg. WS @ 2m (m/s)	Gust WS @ 2m (m/s)	Avg. WS @ 2m (m/s)	Gust WS @ 2m (m/s)
Monday, February 10, 2014	19:50	0:10	35	60	36	29	1040	8.8	303	-14		1.1	1.9	0.0	0.2
Monday, February 10, 2014	20:00	0:10	31	47	33	28	951	8.5	303	-14		0.9	1.7	0.0	1.1
Monday, February 10, 2014	20:10	0:10	31	38	33	28	1089	8.9	303	-14		1.1	2.0	0.0	0.0
Monday, February 10, 2014	20:20	0:10	30	38	32	28	917	8.4	305	-15		1.1	2.0	0.0	0.0
Monday, February 10, 2014	20:30	0:10	30	38	32	28	872	8.1	307	-14		1.3	2.6	0.0	0.0
Monday, February 10, 2014	20:40	0:10	30	38	32	28	927	8.4	309	-15		1.3	2.4	0.0	0.0
Monday, February 10, 2014	20:50	0:10	30	40	32	28	946	8.3	304	-15		1.7	2.6	0.0	0.0
Monday, February 10, 2014	21:00	0:10	30	41	32	27	918	8.1	304	-15		1.3	2.4	0.0	0.0
Monday, February 10, 2014	21:10	0:10	31	39	32	28	1124	9.1	311	-15		1.5	2.2	0.0	0.0
Monday, February 10, 2014	21:20	0:10	31	38	33	28	1255	9.5	313	-15		1.5	2.4	0.0	0.7
Monday, February 10, 2014	21:30	0:10	37	71	32	28	1056	8.7	311	-15		1.5	2.4	0.0	0.7
Monday, February 10, 2014	21:40	0:10	30	38	32	28	952	8.5	313	-15		1.5	2.2	0.2	0.9
Monday, February 10, 2014	21:50	0:10	30	38	32	28	1032	8.6	320	-15		1.3	2.8	0.0	0.6
Monday, February 10, 2014	22:00	0:10	33	64	33	28	1031	8.7	325	-15		1.9	3.0	0.4	0.9
Monday, February 10, 2014	22:10	0:10	31	42	33	28	981	8.5	325	-15		1.3	2.6	0.2	0.7
Monday, February 10, 2014	22:20	0:10	30	41	32	28	931	8.3	322	-15		1.5	2.8	0.0	0.0
Monday, February 10, 2014	22:30	0:10	32	41	34	29	910	8.3	319	-15		1.9	2.8	0.0	0.0
Monday, February 10, 2014	22:40	0:10	31	41	33	28	794	8.0	317	-15		1.9	3.0	0.0	0.0
Monday, February 10, 2014	22:50	0:10	30	37	32	27	790	7.9	314	-15		1.7	2.6	0.0	0.0
Monday, February 10, 2014	23:00	0:10	30	37	32	27	717	7.9	315	-15		1.7	2.8	0.0	0.0
Monday, February 10, 2014	23:10	0:10	29	36	31	27	565	7.3	317	-15		1.9	2.8	0.0	0.0
Monday, February 10, 2014	23:20	0:10	28	36	30	26	522	7.2	317	-16		1.7	2.4	0.0	0.0
Monday, February 10, 2014	23:30	0:10	28	42	29	25	522	7.2	316	-16		1.7	2.4	0.0	0.0
Monday, February 10, 2014	23:40	0:10	28	38	30	25	449	6.8	316	-16		1.7	2.6	0.2	0.6
Monday, February 10, 2014	23:50	0:10	27	34	29	25	401	6.5	316	-16		1.5	2.6	0.2	0.6
Tuesday, February 11, 2014	0:00	0:10	27	42	28	25	383	6.1	318	-16		1.7	2.2	0.0	0.4
Tuesday, February 11, 2014	0:10	0:10	26	51	27	24	383	5.7	319	-16		1.5	2.0	0.0	0.4
Tuesday, February 11, 2014	0:20	0:10	26	35	28	24	330	5.8	319	-16		1.5	2.6	0.0	0.0
Tuesday, February 11, 2014	0:30	0:10	26	33	28	24	344	5.8	320	-16		1.9	2.4	0.0	0.0
Tuesday, February 11, 2014	0:40	0:10	26	47	27	23	330	5.2	319	-16		1.5	2.0	0.0	0.0
Tuesday, February 11, 2014	0:50	0:10	25	30	26	23	265	4.9	317	-16		1.7	2.4	0.0	0.0
Tuesday, February 11, 2014	1:00	0:10	25	40	26	23	225	5.0	320	-16		1.7	2.4	0.0	0.0
Tuesday, February 11, 2014	1:10	0:10	25	41	27	23	282	5.5	320	-16		1.3	2.0	0.0	0.2
Tuesday, February 11, 2014	1:20	0:10	26	37	28	23	326	5.7	317	-16		1.5	2.4	0.0	0.2
Tuesday, February 11, 2014	1:30	0:10	27	37	28	24	372	5.7	314	-16		1.5	2.2	0.0	0.0
Tuesday, February 11, 2014	1:40	0:10	28	37	30	25	439	5.8	309	-16		1.7	2.6	0.0	0.0
Tuesday, February 11, 2014	1:50	0:10	28	41	29	25	496	6.5	306	-16		1.3	2.0	0.0	0.0
Tuesday, February 11, 2014	2:00	0:10	24	38	26	19	539	7.2	303	-16		1.3	2.2	0.0	0.0
Tuesday, February 11, 2014	2:10	0:10	23	41	23	19	14	7.2	301	-17		1.5	2.4	0.0	0.0
Tuesday, February 11, 2014	2:20	0:10	22	41	23	19	-39	7.6	301	-17		1.5	2.4	0.2	1.1
Tuesday, February 11, 2014	2:30	0:10	22	40	21	17	-38	7.7	301	-17		0.6	2.0	-0.4	1.5
Tuesday, February 11, 2014	2:40	0:10	22	40	23	17	-39	7.5	304	-17		0.7	1.7	0.4	1.7
Tuesday, February 11, 2014	2:50	0:10	23	40	25	18	-38	7.3	305	-17		1.5	2.2	-0.0	0.6
Tuesday, February 11, 2014	3:00	0:10	29	40	32	25	-39	6.6	305	-17		0.7	2.0	0.4	1.5
Tuesday, February 11, 2014	3:10	0:10	29	38	31	27	492	6.9	306	-17		0.7	1.5	0.0	0.0
Tuesday, February 11, 2014	3:20	0:10	29	38	31	26	731	6.4	302	-17		0.9	1.9	0.0	0.0
Tuesday, February 11, 2014	3:30	0:10	28	41	31	25	634	6.7	298	-17		1.3	2.0	0.0	0.0
Tuesday, February 11, 2014	3:40	0:10	27	37	30	25	608	6.4	297	-17		1.5	2.0	0.0	0.0
Tuesday, February 11, 2014	3:50	0:10	26	34	28	24	514	6.3	294	-17		1.7	1.9	0.0	0.0
Tuesday, February 11, 2014	4:00	0:10	28	43	29	24	539	5.9	293	-17		1.1	1.9	0.0	0.2
Tuesday, February 11, 2014	4:10	0:10	28	41	29	25	480	6.2	291	-17		0.7	1.5	0.0	1.1
Tuesday, February 11, 2014	4:20	0:10	27	37	29	24	524	5.9	292	-17		0.6	1.7	0.0	0.2
Tuesday, February 11, 2014	4:30	0:10	27	46	29	24	462	6.5	294	-17		0.4	1.5	0.0	0.0
Tuesday, February 11, 2014	4:40	0:10	28	44	30	25	613	6.7	295	-17		0.6	1.7	0.0	0.0
Tuesday, February 11, 2014	4:50	0:10	28	40	31	24	649	6.3	295	-17		0.4	1.1	0.0	0.4
Tuesday, February 11, 2014	5:00	0:10	28	51	30	25	528	6.6	298	-17		0.4	1.3	0.0	0.4
Tuesday, February 11, 2014	5:10	0:10	29	37	31	26	604	6.9	298	-17		0.6	1.3	0.0	0.0
Tuesday, February 11, 2014	5:20	0:10	29	56	31	26	810	6.7	297	-17		0.4	1.5	0.0	0.0
Tuesday, February 11, 2014	5:30	0:10	29	40	32	25	705	6.2	298	-17		0.4	1.5	0.0	0.0
Tuesday, February 11, 2014	5:40	0:10	28	38	30	25	573	5.6	298	-17		0.2	0.7	0.0	0.0
Tuesday, February 11, 2014	5:50	0:10	29	34	29	27	446	5.9	298	-17		0.4	1.1	0.0	0.0
Tuesday, February 11, 2014	6:00	0:10	29	40	31	28	389	5.9	297	-17		0.6	1.7	0.0	0.0
Tuesday, February 11, 2014	6:10	0:10	30	41	32	28	406	6.3	297	-17		0.6	1.9	0.0	0.0
Tuesday, February 11, 2014	6:20	0:10	32	42	34	29	525	6.6	296	-17		1.1	2.0	0.0	0.0
Tuesday, February 11, 2014	6:30	0:10	32	55	33	30	653	6.3	293	-17		0.9	2.0	0.0	0.0
Tuesday, February 11, 2014	6:40	0:10	37	60	39	29	569	5.7	295	-18		0.2	1.1	0.0	0.0
Tuesday, February 11, 2014	6:50	0:10	44	73	39	29	424	5.9	296	-17		0.4	1.5	0.0	0.0
Tuesday, February 11, 2014	7:00	0:10	41	68	41	29	479	6.0	299	-17		0.4	1.3	0.0	0.0
Tuesday, February 11, 2014	7:10	0:10	31	46	33	28	489	6.0	297	-17	1	0.6	1.7	0.0	0.0
Tuesday, February 11, 2014	7:20	0:10	36	52	39	29	475	7.3	299	-17	1	0.9	2.0	0.0	0.0
Tuesday, February 11, 2014	7:30	0:10	37	59	38	31	841	7.6	303	-17	1	1.1	2.8	0.4	0.7
Tuesday, February 11, 2014	7:40	0:10	35	52	35	30	1191	8.1	308	-17	1	0.9	2.6	0.4	0.9
Tuesday, February 11, 2014	7:50	0:10	35	42	37	32	1357	9.9	309	-16		1.3	2.6	0.2	0.9
Tuesday, February 11, 2014	8:00	0:10	38	57	40	34	1697	9.5	306	-16		0.7	1.9	0.2	0.9
Tuesday, February 11, 2014	8:10	0:10	38	53	40	34	1626	9.9	307	-17		0.9	1.9	0.4	1.3
Tuesday, February 11, 2014	8:20	0:10	37	51	39	33	1741	8.0	306	-16		0.9	1.7	0.7	1.5
Tuesday, February 11, 2014	8:30	0:10	32	47	34	30	1171	7.1	310	-16		0.9	1.5	0.6	1.7
Tuesday, February 11, 2014	8:40	0:10	37	50	40	31	877	8.3	311	-15		0.9	2.2	0.7	1.9
Tuesday, February 11, 2014	8:50	0:10	37	63	38	31	1157	9.8	312	-15		0.9	3.2	0.6	1.5
Tuesday, February 11, 2014	9:00	0:10	39	58	40	36	1584	10.2	313	-15		0.6	1.7	0.6	2.0
Tuesday, February 11, 2014	9:10	0:10	40	63	40	36	1774	9.9	310	-15		1.3	3.5	0.4	1.1
Tuesday, February 11, 2014	9:20	0:10	41	57	43	35	1684	10.5	312	-15		1.3	3.2	0.7	2.2
Tuesday, February 11, 2014	9:30	0:10	40	64	40	35	1845	10.3	311	-15		1.7	3.3	1.3	5.2
Tuesday, February 11, 2014	9:40	0:10	38	58	39	36	1816	10.6	307	-15		1.3	3.0	0.9	2.8
Tuesday, February 11, 2014	9:50	0:10	38	49	40	34	1833	10.7	309	-14		1.1	3.5	0.9	2.8
Tuesday, February 11, 2014	10:00	0:10	38	61	40	35	1689	11.5	309	-14		1.3	3.3	1.5	4.1
Tuesday, February 11, 2014	10:10	0:10	39	51	40	37	1788	10.3	310	-14		1.1	2.4	2.2	5.2
Tuesday, February 11, 2014	10:20	0:10	39	52	41	37	1665	9.9	304	-14		1.3	3.2	1.7	4.3
Tuesday, February 11, 2014	10:30	0:													

Table B-4: Location 2 Winter Compliance Evaluation

Date	Time	Duration	Leq	Lmax	L(10)	L(90)	WT E2	WT E2	Onsite Met	Onsite Met	NWS Plymouth	Loc. 2	Loc. 2	Loc. 6	Loc. 6
	Start Time	(min)	(dBA)	(dBA)	(dBA)	(dBA)	Output (kW)	HH WS (m/s)	WD @ 75m (degrees)	Temp. (°C)	Precip. Obs.	Avg. WS @ 2m (m/s)	Gust WS @ 2m (m/s)	Avg. WS @ 2m (m/s)	Gust WS @ 2m (m/s)
Tuesday, February 11, 2014	12:50	0:10	45	60	46	38	1857	12.7	308	-13		1.9	5.4	1.5	4.3
Tuesday, February 11, 2014	13:00	0:10	41	57	43	38	1924	12.8	306	-12		1.5	4.6	2.4	5.4
Tuesday, February 11, 2014	13:10	0:10	39	52	41	38	1919	11.7	298	-12		1.1	3.3	1.7	5.0
Tuesday, February 11, 2014	13:20	0:10	41	55	44	38	1932	13.1	296	-12		1.3	4.3	1.5	3.9
Tuesday, February 11, 2014	13:30	0:10	42	57	45	37	1966	11.0	290	-11		1.9	4.3	1.7	3.2
Tuesday, February 11, 2014	13:40	0:10	40	51	42	36	1711	10.7	301	-11		1.5	4.4	1.9	5.9
Tuesday, February 11, 2014	13:50	0:10	43	59	47	35	1609	10.9	307	-11		2.0	4.6	2.2	5.2
Tuesday, February 11, 2014	14:00	0:10	41	58	45	33	1069	11.6	307	-11		1.5	5.4	1.7	4.4
Tuesday, February 11, 2014	14:10	0:10	40	54	42	34	-51	9.9	297	-11		1.5	3.9	1.9	5.2
Tuesday, February 11, 2014	14:20	0:10	38	50	42	33	-39	10.9	304	-11		1.1	4.3	1.7	4.8
Tuesday, February 11, 2014	14:30	0:10	38	56	41	34	-26	11.6	313	-12		1.3	3.9	1.1	3.7
Tuesday, February 11, 2014	14:40	0:10	37	50	40	33	-25	11.3	310	-13		1.3	4.1	1.3	4.3
Tuesday, February 11, 2014	14:50	0:10	38	55	42	32	-24	12.2	309	-13		1.3	3.9	1.3	3.2
Tuesday, February 11, 2014	15:00	0:10	35	47	38	31	-23	12.0	319	-12		1.3	3.9	1.3	3.3
Tuesday, February 11, 2014	15:10	0:10	37	65	37	31	86	10.9	314	-12		1.1	2.4	1.7	3.3
Tuesday, February 11, 2014	15:20	0:10	39	55	42	32	-41	11.0	308	-12		1.5	5.6	1.7	5.4
Tuesday, February 11, 2014	15:30	0:10	36	48	38	33	-40	10.4	306	-12		1.3	2.8	1.5	3.7
Tuesday, February 11, 2014	15:40	0:10	33	48	35	30	-39	11.0	311	-12		0.7	1.9	2.0	4.8
Tuesday, February 11, 2014	15:50	0:10	35	49	38	30	-38	12.4	308	-13		1.1	3.3	1.7	4.8
Tuesday, February 11, 2014	16:00	0:10	36	54	38	33	-39	12.2	307	-13		0.9	2.8	1.9	5.2
Tuesday, February 11, 2014	16:10	0:10	38	51	41	34	1467	12.7	308	-13		1.3	3.2	1.7	4.3
Tuesday, February 11, 2014	16:20	0:10	35	50	36	32	1924	13.3	306	-13		0.7	3.0	1.3	3.0
Tuesday, February 11, 2014	16:30	0:10	34	45	36	32	1995	10.9	314	-13		0.7	2.6	1.3	3.7
Tuesday, February 11, 2014	16:40	0:10	34	51	36	31	1722	11.9	317	-14		0.7	2.2	0.7	3.5
Tuesday, February 11, 2014	16:50	0:10	46	63	48	37	1917	10.6	307	-14		0.7	2.4	1.1	2.8
Tuesday, February 11, 2014	17:00	0:10	39	56	39	37	1624	10.7	308	-14		0.7	2.2	0.9	2.4
Tuesday, February 11, 2014	17:10	0:10	45	63	47	37	1622	11.1	309	-14		0.6	1.9	0.9	3.2
Tuesday, February 11, 2014	17:20	0:10	40	54	43	37	1810	10.5	311	-15		0.7	2.2	0.6	1.9
Tuesday, February 11, 2014	17:30	0:10	37	41	38	36	1638	9.9	313	-15		0.6	1.3	0.7	2.8
Tuesday, February 11, 2014	17:40	0:10	37	43	38	36	1473	9.2	320	-15		0.6	1.5	1.1	3.5
Tuesday, February 11, 2014	17:50	0:10	37	42	38	36	1179	8.9	322	-15		0.7	1.5	1.3	3.2
Tuesday, February 11, 2014	18:00	0:10	42	62	41	33	1073	9.3	324	-15		0.4	1.1	0.9	2.2
Tuesday, February 11, 2014	18:10	0:10	33	45	35	30	1184	9.3	323	-15		0.7	2.0	1.1	3.2
Tuesday, February 11, 2014	18:20	0:10	32	39	34	30	1222	9.2	323	-15		0.7	1.7	0.9	2.4
Tuesday, February 11, 2014	18:30	0:10	37	56	35	30	1164	9.1	324	-16		0.7	2.2	1.3	3.5
Tuesday, February 11, 2014	18:40	0:10	40	60	39	30	1155	9.5	322	-16		0.9	2.8	1.1	2.6
Tuesday, February 11, 2014	18:50	0:10	33	43	34	30	1285	9.4	323	-16		0.7	1.5	0.7	1.9
Tuesday, February 11, 2014	19:00	0:10	33	46	35	30	1171	10.4	320	-16		0.7	1.5	0.9	4.8
Tuesday, February 11, 2014	19:10	0:10	33	58	35	31	1598	11.6	319	-16		0.7	1.7	0.7	2.4
Tuesday, February 11, 2014	19:20	0:10	37	52	39	31	1880	10.6	321	-16		0.9	4.8	0.7	2.8
Tuesday, February 11, 2014	19:30	0:10	33	45	35	31	1676	10.5	321	-16		0.7	2.0	0.7	3.0
Tuesday, February 11, 2014	19:40	0:10	33	44	35	31	1703	9.7	324	-17		0.6	2.0	0.7	3.5
Tuesday, February 11, 2014	19:50	0:10	33	44	34	31	1403	10.0	319	-17		0.6	2.0	0.9	2.6
Tuesday, February 11, 2014	20:00	0:10	33	46	36	30	1534	9.4	316	-17		0.7	1.9	1.3	3.9
Tuesday, February 11, 2014	20:10	0:10	36	54	37	31	1256	10.7	319	-18		0.9	2.2	1.3	3.2
Tuesday, February 11, 2014	20:20	0:10	33	41	35	30	1543	9.9	319	-18		0.6	1.5	1.3	3.7
Tuesday, February 11, 2014	20:30	0:10	32	41	34	28	1479	8.4	325	-18		0.4	1.1	1.5	4.6
Tuesday, February 11, 2014	20:40	0:10	29	36	31	27	1006	6.7	329	-18		0.6	1.1	1.1	3.2
Tuesday, February 11, 2014	20:50	0:10	36	51	37	30	429	8.0	328	-18		0.6	1.9	1.1	3.2
Tuesday, February 11, 2014	21:00	0:10	33	44	35	31	765	9.5	330	-18		0.9	2.0	1.3	4.6
Tuesday, February 11, 2014	21:10	0:10	33	41	35	31	1263	8.8	326	-18		0.7	1.5	1.1	3.2
Tuesday, February 11, 2014	21:20	0:10	32	42	33	29	1062	8.4	322	-18		0.6	1.9	1.1	3.5
Tuesday, February 11, 2014	21:30	0:10	33	49	36	28	937	6.9	324	-18		0.7	2.4	1.1	2.6
Tuesday, February 11, 2014	21:40	0:10	31	41	35	27	510	6.8	323	-19		0.6	1.5	1.1	4.1
Tuesday, February 11, 2014	21:50	0:10	30	39	32	27	471	6.8	326	-19		0.6	1.5	1.1	3.2
Tuesday, February 11, 2014	22:00	0:10	31	46	33	29	510	9.6	329	-19		0.9	2.4	1.1	3.3
Tuesday, February 11, 2014	22:10	0:10	31	42	33	30	1226	13.5	324	-19		0.7	1.7	1.3	3.3
Tuesday, February 11, 2014	22:20	0:10	32	51	33	30	1985	10.1	331	-19		0.4	1.3	1.5	3.9
Tuesday, February 11, 2014	22:30	0:10	32	41	34	30	1582	9.7	337	-19		0.7	1.1	1.7	3.7
Tuesday, February 11, 2014	22:40	0:10	34	44	36	31	1440	10.5	332	-19		0.9	2.6	0.9	3.5
Tuesday, February 11, 2014	22:50	0:10	33	42	36	30	1638	9.9	332	-19		0.9	2.8	0.4	2.8
Tuesday, February 11, 2014	23:00	0:10	33	42	34	31	1673	10.3	328	-19		0.6	1.9	0.2	1.3
Tuesday, February 11, 2014	23:10	0:10	37	50	40	32	1630	10.5	329	-19		0.9	2.8	0.2	2.2
Tuesday, February 11, 2014	23:20	0:10	33	43	35	31	1630	9.6	328	-19		0.7	2.8	0.7	2.0
Tuesday, February 11, 2014	23:30	0:10	36	47	38	32	1370	9.3	329	-19		1.3	3.3	0.6	1.5
Tuesday, February 11, 2014	23:40	0:10	32	43	34	29	1227	8.3	333	-19		0.7	2.6	0.7	2.4
Tuesday, February 11, 2014	23:50	0:10	31	40	33	29	891	8.1	330	-20		0.7	1.5	1.5	4.3
Wednesday, February 12, 2014	0:00	0:10	30	40	32	27	826	8.5	329	-20		0.6	2.0	1.5	3.5
Wednesday, February 12, 2014	0:10	0:10	32	42	34	30	959	12.5	326	-20		0.7	1.7	1.1	3.0
Wednesday, February 12, 2014	0:20	0:10	34	50	36	31	1965	11.6	327	-20		0.9	3.2	1.3	2.6
Wednesday, February 12, 2014	0:30	0:10	37	53	39	32	1946	10.8	323	-20		1.1	2.8	1.3	2.6
Wednesday, February 12, 2014	0:40	0:10	34	42	35	32	1729	10.8	322	-20		0.7	2.6	1.7	3.7
Wednesday, February 12, 2014	0:50	0:10	33	47	35	30	1697	12.5	318	-20		0.7	3.2	1.5	4.8
Wednesday, February 12, 2014	1:00	0:10	34	47	35	32	1952	10.2	319	-20		0.7	2.2	1.5	3.9
Wednesday, February 12, 2014	1:10	0:10	33	50	34	31	1698	11.6	317	-20		0.7	2.2	1.3	3.7
Wednesday, February 12, 2014	1:20	0:10	33	44	35	31	1898	11.2	319	-20		0.7	1.9	1.3	3.0
Wednesday, February 12, 2014	1:30	0:10	33	47	35	32	1828	10.7	323	-20		0.6	2.2	1.5	3.3
Wednesday, February 12, 2014	1:40	0:10	33	44	34	31	1725	11.0	320	-20		0.7	2.4	1.5	3.3
Wednesday, February 12, 2014	1:50	0:10	33	49	35	27	1791	10.5	321	-20		0.9	2.2	1.3	3.3
Wednesday, February 12, 2014	2:00	0:10	28	45	29	26	1463	10.2	322	-20		0.4	1.9	1.1	2.4
Wednesday, February 12, 2014	2:10	0:10	31	45	33	28	-51	11.3	319	-20		0.9	2.8	0.9	3.9
Wednesday, February 12, 2014	2:20	0:10	34	45	36	30	-45	11.0	322	-20		1.1	3.0	0.9	2.8
Wednesday, February 12, 2014	2:30	0:10	34	56	35	32	-27	12.6	317	-20		0.6	1.5	1.1	2.6
Wednesday, February 12, 2014	2:40	0:10	33	50	35	29	-24	11.7	317	-20		0.9	3.0	1.1	2.8
Wednesday, February 12, 2014	2:50	0:10	31	42	33	29	-24	11.5	319	-20		0.7	2.2	0.9	2.2
Wednesday, February 12, 2014	3:00	0:10	33	50	34	29	-24	10.5	321	-19		0.9	3.9	0.9	2.2
Wednesday, February 12, 2014	3:10	0:10	35	52	36	33	1240	9.3	321	-19		0.7	1.9	1.3	2.6
Wednesday, February 12, 2014	3:20	0:10	35	50	36	33</									

Table B-4: Location 2 Winter Compliance Evaluation

Date	Time	Duration	Leq	Lmax	L(10)	L(90)	WT E2	WT E2	Onsite Met	Onsite Met	NWS Plymouth	Loc. 2	Loc. 2	Loc. 6	Loc. 6
	Start Time	(min)	(dBA)	(dBA)	(dBA)	(dBA)	Output (kW)	HH WS (m/s)	WD @ 75m (degrees)	Temp. (°C)	Precip. Obs.	Avg. WS @ 2m (m/s)	Gust WS @ 2m (m/s)	Avg. WS @ 2m (m/s)	Gust WS @ 2m (m/s)
Wednesday, February 12, 2014	5:50	0:10	31	44	32	29	876	8.4	320	-20		0.7	1.9	1.5	3.9
Wednesday, February 12, 2014	6:00	0:10	31	41	33	29	925	8.1	324	-20		0.7	2.0	1.5	4.4
Wednesday, February 12, 2014	6:10	0:10	32	48	33	30	865	7.3	324	-20		0.6	1.3	1.1	3.3
Wednesday, February 12, 2014	6:20	0:10	32	46	33	30	615	7.6	327	-20		0.7	3.5	1.3	2.8
Wednesday, February 12, 2014	6:30	0:10	32	41	33	30	784	7.8	329	-19		0.6	1.5	1.5	3.5
Wednesday, February 12, 2014	6:40	0:10	32	54	33	30	775	6.8	333	-19		0.7	1.7	1.1	3.3
Wednesday, February 12, 2014	6:50	0:10	34	41	36	31	495	5.8	330	-19		0.7	2.2	0.9	3.3
Wednesday, February 12, 2014	7:00	0:10	37	56	39	35	364	5.7	320	-19		0.4	1.1	0.9	2.0
Wednesday, February 12, 2014	7:10	0:10	35	50	37	33	267	6.4	326	-19		0.7	2.2	0.9	2.2
Wednesday, February 12, 2014	7:20	0:10	36	56	38	34	415	7.1	323	-19		1.3	4.3	0.7	2.0
Wednesday, February 12, 2014	7:30	0:10	36	47	39	32	562	6.3	323	-19		0.7	1.7	0.7	1.5
Wednesday, February 12, 2014	7:40	0:10	35	53	37	31	383	5.3	327	-18		0.9	3.7	0.7	1.9
Wednesday, February 12, 2014	7:50	0:10	36	50	40	31	252	4.7	343	-18		1.1	2.6	0.9	2.0
Wednesday, February 12, 2014	8:00						102	4.7	360	-17		0.9	3.3	0.9	2.6
Wednesday, February 12, 2014	8:10						98	3.4	10	-17		1.5	3.9	1.5	3.2
Wednesday, February 12, 2014	8:20						22	3.5	6	-16		1.3	3.0	1.1	2.8
Wednesday, February 12, 2014	8:30						-4	4.1	21	-14		1.3	3.0	0.9	2.0
Wednesday, February 12, 2014	8:40						37	2.5	29	-13		1.7	3.3	0.9	2.2
Wednesday, February 12, 2014	8:50	0:10	42	59	45	32	-29	1.7	24	-12		1.7	3.0	0.7	2.4
Wednesday, February 12, 2014	9:00	0:10	32	50	34	27	-41	2.2	35	-11		1.1	2.6	0.4	0.9
Wednesday, February 12, 2014	9:10	0:10	36	57	38	28	-39	1.3	41	-11		1.5	4.3	0.7	1.9
Wednesday, February 12, 2014	9:20	0:10	36	51	39	31	-39	1.4	34	-10		1.7	3.2	0.9	2.0
Wednesday, February 12, 2014	9:30	0:10	36	52	39	31	-39	1.6	34	-10		1.7	3.2	0.9	2.2
Wednesday, February 12, 2014	9:40	0:10	38	51	41	30	-39	2.5	34	-10		1.7	3.5	0.9	2.6
Wednesday, February 12, 2014	9:50	0:10	40	57	43	30	-38	2.5	43	-10		1.5	2.8	0.6	1.5
Wednesday, February 12, 2014	10:00	0:10	36	55	38	27	-34	2.2	85	-9		0.9	2.2	0.4	1.9
Wednesday, February 12, 2014	10:10	0:10	40	55	43	30	-22	0.9	119	-9		1.9	3.5	0.6	1.9
Wednesday, February 12, 2014	10:20	0:10	35	51	38	27	-20	1.1	124	-9		1.5	3.7	0.7	1.9
Wednesday, February 12, 2014	10:30	0:10	31	50	34	23	-20	1.3	166	-9		1.1	2.2	0.9	2.6
Wednesday, February 12, 2014	10:40	0:10	35	55	33	24	-20	1.0	207	-9		0.9	1.9	0.6	1.7
Wednesday, February 12, 2014	10:50	0:10	32	48	34	27	-20	1.2	207	-8		1.1	2.8	0.7	2.2
Wednesday, February 12, 2014	11:00	0:10	33	64	34	24	-23	1.0	186	-9		1.1	1.9	0.4	1.9
Wednesday, February 12, 2014	11:10	0:10	30	45	32	23	-21	1.4	181	-8		1.1	3.0	0.6	1.5
Wednesday, February 12, 2014	11:20	0:10	28	52	31	22	-20	1.8	190	-8		0.9	1.9	0.4	1.5
Wednesday, February 12, 2014	11:30	0:10	31	52	32	18	-20	1.9	180	-7		0.9	1.9	0.6	1.3
Wednesday, February 12, 2014	11:40	0:10	33	48	36	20	-20	2.0	190	-7		1.1	2.4	0.7	1.7
Wednesday, February 12, 2014	11:50	0:10	37	48	40	27	-20	2.1	194	-7		0.9	2.4	0.7	2.0
Wednesday, February 12, 2014	12:00	0:10	31	53	32	19	-20	1.6	204	-7		0.9	1.9	0.7	1.7
Wednesday, February 12, 2014	12:10	0:10	28	50	28	18	-20	1.2	193	-7		0.6	1.1	0.7	2.2
Wednesday, February 12, 2014	12:20	0:10	24	38	27	19	-20	1.2	192	-6		0.7	1.5	0.7	1.7
Wednesday, February 12, 2014	12:30	0:10	32	45	34	24	-20	1.5	179	-6		1.1	2.2	0.9	2.4
Wednesday, February 12, 2014	12:40	0:10	29	46	30	26	-20	2.6	179	-6		0.9	2.6	0.9	1.9
Wednesday, February 12, 2014	12:50	0:10	31	50	31	26	-20	2.0	177	-6		0.9	2.2	1.3	3.3
Wednesday, February 12, 2014	13:00	0:10	28	44	30	22	-20	2.8	177	-6		0.7	1.7	0.6	1.9
Wednesday, February 12, 2014	13:10	0:10	33	53	33	22	-22	3.2	176	-6		0.9	2.4	0.9	2.6
Wednesday, February 12, 2014	13:20	0:10	28	41	31	23	-23	3.8	174	-6		0.9	2.4	1.3	4.3
Wednesday, February 12, 2014	13:30	0:10	30	54	32	21	-14	2.1	174	-6		0.9	2.8	0.9	1.9
Wednesday, February 12, 2014	13:40	0:10	30	50	33	23	-41	1.8	176	-6		1.3	3.2	0.7	3.2
Wednesday, February 12, 2014	13:50	0:10	28	54	29	20	-39	2.3	173	-6		0.7	2.0	1.1	2.6
Wednesday, February 12, 2014	14:00	0:10	31	48	35	21	-31	3.0	170	-6		1.3	2.6	0.9	2.4
Wednesday, February 12, 2014	14:10	0:10	33	50	35	22	-28	3.3	165	-6		1.5	3.2	0.9	2.4
Wednesday, February 12, 2014	14:20	0:10	37	60	35	22	-41	3.9	157	-6		0.9	2.8	1.1	3.2
Wednesday, February 12, 2014	14:30	0:10	33	45	36	25	-39	3.5	156	-6		1.5	3.9	0.7	2.6
Wednesday, February 12, 2014	14:40	0:10	29	41	32	23	-40	4.1	156	-6		1.1	3.2	0.7	2.6
Wednesday, February 12, 2014	14:50	0:10	33	45	37	22	-40	4.9	160	-6		1.3	3.7	1.5	3.2
Wednesday, February 12, 2014	15:00	0:10	33	43	36	23	-40	4.2	163	-6		1.7	3.3	1.5	3.3
Wednesday, February 12, 2014	15:10	0:10	31	44	35	21	-37	5.1	158	-6		0.9	3.3	0.7	2.8
Wednesday, February 12, 2014	15:20	0:10	45	78	37	23	-27	5.0	161	-6		1.3	3.9	0.6	1.9
Wednesday, February 12, 2014	15:30	0:10	50	84	38	21	-20	4.0	163	-6		0.9	3.2	0.7	2.2
Wednesday, February 12, 2014	15:40	0:10	28	40	31	21	-13	4.0	163	-7		0.6	2.4	0.7	2.0
Wednesday, February 12, 2014	15:50	0:10	24	42	26	19	-34	4.6	160	-7		0.9	2.0	0.6	1.7
Wednesday, February 12, 2014	16:00	0:10	29	44	33	22	-33	5.2	157	-7		1.1	2.6	0.7	1.9
Wednesday, February 12, 2014	16:10	0:10	45	63	48	28	-37	4.4	157	-8		1.1	2.4	1.1	2.4
Wednesday, February 12, 2014	16:20	0:10	41	60	39	23	7	4.9	151	-8		0.9	1.9	0.9	2.0
Wednesday, February 12, 2014	16:30	0:10	32	50	36	21	-16	4.6	148	-8		0.9	2.0	0.7	1.9
Wednesday, February 12, 2014	16:40	0:10	28	49	30	21	-29	5.2	145	-8		1.1	2.2	0.6	1.9
Wednesday, February 12, 2014	16:50	0:10	22	39	24	20	-14	4.8	146	-8		0.9	1.9	0.2	1.3
Wednesday, February 12, 2014	17:00	0:10	32	46	35	22	-25	4.3	148	-9		0.6	1.1	0.0	0.2
Wednesday, February 12, 2014	17:10	0:10	23	39	24	21	-29	4.6	148	-9		0.7	1.7	0.0	0.0
Wednesday, February 12, 2014	17:20	0:10	31	56	29	22	-31	5.1	152	-9		0.7	1.5	0.0	0.0
Wednesday, February 12, 2014	17:30	0:10	28	44	31	22	-25	5.1	155	-9		0.9	1.5	0.0	0.0
Wednesday, February 12, 2014	17:40	0:10	30	53	31	21	-23	4.8	152	-9		0.9	1.5	0.6	1.9
Wednesday, February 12, 2014	17:50	0:10	32	57	31	22	-22	4.8	148	-10		0.7	1.3	0.7	1.1
Wednesday, February 12, 2014	18:00	0:10	34	51	40	24	-23	5.3	151	-10		0.9	1.5	0.6	1.1
Wednesday, February 12, 2014	18:10	0:10	26	40	28	24	10	5.7	150	-10		1.3	2.0	0.6	0.9
Wednesday, February 12, 2014	18:20	0:10	34	50	39	26	12	6.0	151	-10		1.5	2.6	0.6	1.3
Wednesday, February 12, 2014	18:30	0:10	38	56	41	24	10	5.9	152	-10		1.5	2.6	0.7	1.3
Wednesday, February 12, 2014	18:40	0:10	34	48	38	24	-25	6.0	156	-10		1.5	2.6	0.2	0.7
Wednesday, February 12, 2014	18:50	0:10	29	39	33	21	-16	6.7	155	-10		1.7	2.8	0.0	0.0
Wednesday, February 12, 2014	19:00	0:10	32	41	35	27	-16	7.8	158	-10		1.5	2.8	0.0	0.0
Wednesday, February 12, 2014	19:10	0:10	32	39	34	30	595	6.2	158	-10		1.3	2.6	0.0	0.9
Wednesday, February 12, 2014	19:20	0:10	32	39	34	30	395	5.2	156	-10		1.5	2.6	0.6	1.1
Wednesday, February 12, 2014	19:30	0:10	32	38	34	30	238	5.5	157	-10		1.7	2.4	0.7	1.5
Wednesday, February 12, 2014	19:40	0:10	33	38	34	30	261	5.6	157	-10		1.3	2.4	0.4	0.9
Wednesday, February 12, 2014	19:50	0:10	36	60	36	31	264	6.0	159	-11		1.5	2.4	0.6	1.1
Wednesday, February 12, 2014	20:00	0:10	33	42	34	31	376	5.3	161	-11		1.5	2.4	0.6	1.1
Wednesday, February 12, 2014	20:10	0:10	33	42	35	31	244	5.2	159	-11		1.5	2.4	0.2	0.9
Wednesday, February 12, 2014	20:20	0:10	33	41	35	31	216	5.2	160	-11		1.9	3.0	0.0	0.6
Wednesday, February 12, 2014	20:30	0:10	32	39	34	30	210	5.6	162	-11		1.9	2.8	0.0	0.0
Wednesday, February 12, 2014	20:40	0:10	35	55	38	29	270	5.6	163	-11		1.5</			

Table B-4: Location 2 Winter Compliance Evaluation

Date	Time	Duration	Leq	Lmax	L(10)	L(90)	WT E2	WT E2	Onsite Met	Onsite Met	NWS Plymouth	Loc. 2	Loc. 2	Loc. 6	Loc. 6
	Start Time	(min)	(dBA)	(dBA)	(dBA)	(dBA)	Output (kW)	HH WS (m/s)	WD @ 75m (degrees)	Temp. (°C)	Precip. Obs.	Avg. WS @ 2m (m/s)	Gust WS @ 2m (m/s)	Avg. WS @ 2m (m/s)	Gust WS @ 2m (m/s)
Wednesday, February 12, 2014	22:50	0:10	24	33	25	22	28	4.2	163	-11		0.9	1.5	0.0	0.0
Wednesday, February 12, 2014	23:00	0:10	23	28	25	20	65	4.3	170	-11		0.9	1.7	0.0	0.0
Wednesday, February 12, 2014	23:10	0:10	24	35	27	21	53	3.9	171	-11		1.3	2.2	0.0	0.0
Wednesday, February 12, 2014	23:20	0:10	22	41	24	19	-37	4.0	168	-11		0.9	1.5	-0.0	0.0
Wednesday, February 12, 2014	23:30	0:10	22	30	24	21	-35	4.2	159	-12		0.9	1.7	0.0	0.0
Wednesday, February 12, 2014	23:40	0:10	23	30	24	21	-3	4.0	160	-12		1.1	1.9	0.0	0.0
Wednesday, February 12, 2014	23:50	0:10	22	30	23	20	26	3.6	160	-11		1.1	1.7	0.0	0.0
Thursday, February 13, 2014	0:00	0:10	23	34	25	21	2	3.2	161	-11		0.9	1.9	0.0	0.0
Thursday, February 13, 2014	0:10	0:10	22	26	23	21	-22	3.7	154	-11		0.9	1.7	0.2	0.6
Thursday, February 13, 2014	0:20	0:10	21	35	22	20	8	4.2	155	-12		0.7	1.9	0.2	0.7
Thursday, February 13, 2014	0:30	0:10	22	28	23	20	31	3.5	157	-12		0.7	1.3	0.0	0.0
Thursday, February 13, 2014	0:40	0:10	21	32	23	20	-7	3.7	162	-12		0.7	1.1	0.0	0.2
Thursday, February 13, 2014	0:50	0:10	21	25	22	20	12	4.1	156	-12		0.6	1.1	0.0	0.0
Thursday, February 13, 2014	1:00	0:10	22	38	23	20	29	4.3	154	-12		0.6	1.1	0.0	0.0
Thursday, February 13, 2014	1:10	0:10	21	35	22	20	46	4.4	158	-12		0.6	1.1	0.0	0.0
Thursday, February 13, 2014	1:20	0:10	22	39	23	21	50	4.3	159	-12		0.7	1.5	0.0	0.0
Thursday, February 13, 2014	1:30	0:10	22	34	23	21	59	4.4	160	-12		0.7	1.1	0.0	0.0
Thursday, February 13, 2014	1:40	0:10	23	40	24	21	73	4.0	163	-12		0.6	1.1	0.2	0.7
Thursday, February 13, 2014	1:50	0:10	23	28	24	22	21	3.4	167	-12		0.4	0.6	0.0	0.6
Thursday, February 13, 2014	2:00	0:10	20	33	23	16	-14	3.4	172	-12		0.6	0.7	0.0	0.0
Thursday, February 13, 2014	2:10	0:10	24	53	25	15	-38	5.3	174	-12		0.6	1.1	-0.0	0.0
Thursday, February 13, 2014	2:20	0:10	23	42	24	15	-36	5.3	178	-13		0.6	1.1	-0.0	0.0
Thursday, February 13, 2014	2:30	0:10	23	43	25	15	-35	3.3	190	-12		0.4	1.1	0.0	0.0
Thursday, February 13, 2014	2:40	0:10	22	38	23	15	-35	1.9	184	-11		0.6	1.3	0.2	0.7
Thursday, February 13, 2014	2:50	0:10	23	39	21	15	-35	2.4	181	-11		0.4	0.9	0.2	0.7
Thursday, February 13, 2014	3:00	0:10	27	39	28	24	-34	2.5	184	-11		0.2	0.7	0.6	0.9
Thursday, February 13, 2014	3:10	0:10	26	34	27	23	-33	2.4	186	-11		0.6	0.9	0.0	0.4
Thursday, February 13, 2014	3:20	0:10	25	30	26	22	-32	2.7	186	-10		0.6	1.1	0.0	0.6
Thursday, February 13, 2014	3:30	0:10	27	40	29	24	-32	2.8	181	-10		0.6	1.3	0.0	0.0
Thursday, February 13, 2014	3:40	0:10	25	35	27	23	-32	2.6	176	-10		0.2	0.9	0.0	0.0
Thursday, February 13, 2014	3:50	0:10	25	33	27	23	-31	3.5	173	-10		0.4	1.1	0.0	0.0
Thursday, February 13, 2014	4:00	0:10	27	36	28	25	-32	4.0	166	-10		0.4	0.9	0.6	1.1
Thursday, February 13, 2014	4:10	0:10	27	39	29	24	-32	4.0	164	-10		0.4	0.7	0.6	0.9
Thursday, February 13, 2014	4:20	0:10	29	38	31	26	23	4.3	164	-10		0.6	1.1	0.4	1.3
Thursday, February 13, 2014	4:30	0:10	28	35	29	25	86	4.6	160	-10		0.7	1.5	0.0	0.4
Thursday, February 13, 2014	4:40	0:10	28	34	30	26	99	5.1	148	-10		0.6	1.3	0.6	0.9
Thursday, February 13, 2014	4:50	0:10	27	33	28	25	178	5.4	148	-10		0.4	1.1	0.2	0.7
Thursday, February 13, 2014	5:00	0:10	24	35	26	22	213	4.9	151	-10		0.4	0.9	0.4	0.9
Thursday, February 13, 2014	5:10	0:10	25	34	27	23	134	5.0	142	-11		0.6	1.1	0.4	0.9
Thursday, February 13, 2014	5:20	0:10	28	37	30	24	117	5.1	131	-11		0.9	1.7	0.6	0.9
Thursday, February 13, 2014	5:30	0:10	26	36	28	23	158	5.3	130	-12		0.6	1.1	0.0	0.4
Thursday, February 13, 2014	5:40	0:10	26	37	29	23	144	4.9	122	-12		0.7	1.3	0.0	0.0
Thursday, February 13, 2014	5:50	0:10	28	39	30	27	97	4.7	128	-12		0.4	0.9	0.0	0.0
Thursday, February 13, 2014	6:00	0:10	29	41	31	26	75	4.5	124	-12		0.6	0.9	0.2	0.7
Thursday, February 13, 2014	6:10	0:10	29	49	30	26	59	4.2	123	-11		0.4	0.7	0.2	0.6
Thursday, February 13, 2014	6:20	0:10	29	34	30	28	44	4.1	119	-11		0.2	0.7	0.0	0.0
Thursday, February 13, 2014	6:30	0:10	32	43	34	28	32	4.5	109	-11		0.0	0.7	0.0	0.4
Thursday, February 13, 2014	6:40	0:10	35	51	39	27	75	4.8	116	-11		0.7	1.5	0.4	0.7
Thursday, February 13, 2014	6:50	0:10	29	40	32	26	113	4.6	114	-11		0.7	1.1	0.0	0.6
Thursday, February 13, 2014	7:00	0:10	31	55	32	27	84	5.0	113	-11		0.2	0.7	0.0	0.4
Thursday, February 13, 2014	7:10	0:10	33	54	32	26	127	4.8	106	-11		0.2	0.7	0.0	0.0
Thursday, February 13, 2014	7:20	0:10	34	54	35	27	106	4.8	112	-11		0.2	0.6	0.0	0.7
Thursday, February 13, 2014	7:30	0:10	34	51	35	27	108	4.4	109	-11		0.2	0.7	0.0	0.4
Thursday, February 13, 2014	7:40	0:10	29	44	31	27	58	4.4	99	-10		0.6	1.1	0.0	0.2
Thursday, February 13, 2014	7:50	0:10	29	39	31	27	65	4.5	101	-10		0.2	0.7	0.0	0.0
Thursday, February 13, 2014	8:00	0:10	31	56	31	26	65	4.4	105	-10		0.6	1.1	0.0	0.6
Thursday, February 13, 2014	8:10	0:10	32	53	33	26	65	4.5	106	-10		0.2	0.7	0.2	0.9
Thursday, February 13, 2014	8:20	0:10	32	50	35	27	59	4.8	89	-10		0.0	0.6	0.0	0.6
Thursday, February 13, 2014	8:30	0:10	32	55	33	28	109	5.0	88	-10		0.4	0.7	0.2	1.1
Thursday, February 13, 2014	8:40	0:10	32	48	35	28	115	4.9	94	-10		0.2	1.1	0.4	0.9
Thursday, February 13, 2014	8:50	0:10	40	51	44	29	118	4.2	100	-10		0.6	1.1	0.2	0.9
Thursday, February 13, 2014	9:00	0:10	45	58	50	26	53	4.7	102	-10		0.2	0.9	0.0	0.4
Thursday, February 13, 2014	9:10	0:10	35	51	36	27	94	5.2	92	-9		0.7	1.1	0.0	1.3
Thursday, February 13, 2014	9:20	0:10	36	48	38	30	145	5.5	90	-9		0.6	1.1	0.4	1.3
Thursday, February 13, 2014	9:30	0:10	41	60	41	33	189	5.5	86	-9		0.2	0.9	0.6	1.3
Thursday, February 13, 2014	9:40	0:10	34	44	37	32	168	5.4	82	-9		0.2	0.7	0.4	1.1
Thursday, February 13, 2014	9:50	0:10	44	57	49	37	163	5.3	84	-9		0.6	1.1	0.4	1.3
Thursday, February 13, 2014	10:00	0:10	48	55	51	41	156	4.9	75	-8		0.4	0.9	0.4	1.5
Thursday, February 13, 2014	10:10	0:10	46	54	50	34	123	4.9	73	-8		0.2	0.6	0.0	0.9
Thursday, February 13, 2014	10:20	0:10	44	55	49	31	129	5.3	77	-8		0.4	0.9	0.6	1.9
Thursday, February 13, 2014	10:30	0:10	42	54	48	29	159	5.8	82	-8	1	0.7	1.7	0.4	1.5
Thursday, February 13, 2014	10:40	0:10	39	59	40	35	229	6.2	82	-8	1	0.4	1.1	0.0	0.0
Thursday, February 13, 2014	10:50	0:10	38	62	40	35	292	6.6	79	-8	1	0.6	1.3	0.0	0.7
Thursday, February 13, 2014	11:00	0:10	40	54	43	35	347	6.1	79	-8	1	0.7	1.7	0.4	1.1
Thursday, February 13, 2014	11:10	0:10	43	58	45	36	287	6.4	79	-8	1	0.6	1.1	0.2	1.3
Thursday, February 13, 2014	11:20	0:10	41	55	44	36	340	6.4	82	-8	1	0.7	1.5	0.6	1.9
Thursday, February 13, 2014	11:30	0:10	42	58	44	34	345	6.2	82	-7	1	0.6	1.1	0.4	1.3
Thursday, February 13, 2014	11:40	0:10	41	57	43	34	333	5.8	81	-7	1	0.4	1.5	0.4	1.3
Thursday, February 13, 2014	11:50	0:10	38	58	40	32	270	5.6	80	-7	1	0.6	1.3	0.6	1.9
Thursday, February 13, 2014	12:00	0:10	42	59	41	35	230	6.1	78	-7	1	0.7	1.3	0.2	1.1
Thursday, February 13, 2014	12:10	0:10	37	42	38	35	282	6.7	77	-7	1	0.6	1.3	0.4	1.1
Thursday, February 13, 2014	12:20	0:10	38	48	39	36	414	6.0	77	-8	1	0.2	0.9	0.9	2.2
Thursday, February 13, 2014	12:30	0:10	40	59	40	35	272	6.1	75	-7	1	0.4	0.9	1.1	2.0
Thursday, February 13, 2014	12:40	0:10	43	63	46	33	260	6.5	73	-7	1	0.2	0.9	1.1	3.0
Thursday, February 13, 2014	12:50	0:10	34	42	35	31	370	6.9	73	-7	1	0.4	1.1	0.9	2.2
Thursday, February 13, 2014	13:00	0:10	34	44	36	33	454	8.2	69	-7	1	0.4	1.3	0.4	1.5
Thursday, February 13, 2014	13:10	0:10	38	51	39	34	863	8.0	64	-7	1	0.4	1.7	1.1	4.4
Thursday, February 13, 2014	13:20	0:10	42	59	42	32	839	8.0	67	-7	1	0.6	1.7	0.6	2.0
Thursday, February 13, 2014	13:30	0:10	34	43	36	33	800	8.8	68	-7	1	0.7	2.0	0.6	1.9

Table B-4: Location 2 Winter Compliance Evaluation

Date	Time	Duration	Leq	Lmax	L(10)	L(90)	WT E2	WT E2	Onsite Met	Onsite Met	NWS Plymouth	Loc. 2	Loc. 2	Loc. 6	Loc. 6
	Start Time	(min)	(dBA)	(dBA)	(dBA)	(dBA)	Output (kW)	HH WS (m/s)	WD @ 75m (degrees)	Temp. (°C)	Precip. Obs.	Avg. WS @ 2m (m/s)	Gust WS @ 2m (m/s)	Avg. WS @ 2m (m/s)	Gust WS @ 2m (m/s)
Thursday, February 13, 2014	15:50	0:10	33	42	34	32	1230	8.7	48	-5	1	0.0	0.0	0.9	2.4
Thursday, February 13, 2014	16:00	0:10	35	50	34	32	1138	9.3	48	-5	1	0.0	0.0	0.9	3.2
Thursday, February 13, 2014	16:10	0:10	36	53	36	31	1239	9.5	48	-5	1	0.0	0.0	1.1	2.6
Thursday, February 13, 2014	16:20	0:10	33	48	34	31	1225	9.6	45	-5	1	0.0	0.0	0.9	2.0
Thursday, February 13, 2014	16:30	0:10	32	47	34	30	1356	9.4	43	-5	1	0.0	0.0	0.7	2.8
Thursday, February 13, 2014	16:40	0:10	34	45	36	31	1327	9.4	38	-5	1	0.0	0.0	0.4	2.0
Thursday, February 13, 2014	16:50	0:10	36	54	39	31	1355	9.1	38	-5	1	0.0	0.0	0.6	2.4
Thursday, February 13, 2014	17:00	0:10	35	58	36	33	1294	8.4	39	-5	1	0.0	0.0	0.6	1.7
Thursday, February 13, 2014	17:10	0:10	35	41	36	33	1009	8.4	41	-5	1	0.0	0.0	0.4	1.7
Thursday, February 13, 2014	17:20	0:10	35	41	36	33	1054	9.3	41	-4	1	0.0	0.0	0.2	1.3
Thursday, February 13, 2014	17:30	0:10	35	57	36	31	1393	10.5	44	-4	1	0.0	0.0	0.2	1.1
Thursday, February 13, 2014	17:40	0:10	33	43	35	31	1612	11.2	45	-4	1	0.0	0.0	0.4	1.7
Thursday, February 13, 2014	17:50	0:10	32	50	33	29	1701	13.0	46	-4	1	0.2	1.7	0.4	1.5
Thursday, February 13, 2014	18:00	0:10	31	37	32	29	1783	13.5	45	-4	1	0.2	1.3	0.6	2.6
Thursday, February 13, 2014	18:10	0:10	31	38	32	29	1855	13.0	45	-4	1	0.0	0.2	0.9	2.6
Thursday, February 13, 2014	18:20	0:10	31	39	32	29	1780	11.8	50	-4	1	0.0	1.5	0.9	2.4
Thursday, February 13, 2014	18:30	0:10	33	46	36	30	1506	12.1	51	-3	1	0.0	0.0	0.7	3.7
Thursday, February 13, 2014	18:40	0:10	33	44	35	30	1554	12.5	51	-3	1	0.0	0.0	0.6	1.9
Thursday, February 13, 2014	18:50	0:10	34	39	35	31	1579	12.0	53	-3	1	0.0	0.0	0.7	2.2
Thursday, February 13, 2014	19:00	0:10	35	41	37	34	1302	10.4	48	-3	1	0.0	0.0	0.4	2.0
Thursday, February 13, 2014	19:10	0:10	38	48	41	33	1356	13.1	41	-3	1	0.0	0.0	0.4	1.9
Thursday, February 13, 2014	19:20	0:10	34	42	36	32	504	10.7	39	-3	1	0.0	0.0	0.6	1.9
Thursday, February 13, 2014	19:30	0:10	36	46	37	34	1413	9.7	39	-3	1	0.0	0.9	0.7	2.0
Thursday, February 13, 2014	19:40	0:10	35	42	37	32	1270	10.0	41	-3	1	0.0	0.0	0.6	1.5
Thursday, February 13, 2014	19:50	0:10	37	51	40	33	1230	9.9	49	-3	1	0.0	0.0	0.4	1.7
Thursday, February 13, 2014	20:00	0:10	32	37	34	31	1124	11.5	53	-3	1	0.0	0.0	0.6	1.9
Thursday, February 13, 2014	20:10	0:10	33	40	34	30	1450	10.4	57	-3	1	0.0	0.2	0.7	2.0
Thursday, February 13, 2014	20:20	0:10	31	38	33	29	1441	10.1	55	-2	1	0.2	1.9	0.4	1.5
Thursday, February 13, 2014	20:30	0:10	32	38	33	29	1364	9.0	52	-2	1	0.0	1.3	0.4	1.5
Thursday, February 13, 2014	20:40	0:10	32	40	33	30	1148	8.0	49	-2	1	0.0	0.0	0.6	2.0
Thursday, February 13, 2014	20:50	0:10	32	40	34	29	967	8.2	50	-2	1	0.0	0.0	0.4	2.0
Thursday, February 13, 2014	21:00	0:10	32	40	34	30	916	9.2	51	-2	1	0.0	0.0	0.4	1.3
Thursday, February 13, 2014	21:10	0:10	32	39	34	30	1162	9.7	50	-2	1	0.0	0.0	0.4	1.3
Thursday, February 13, 2014	21:20	0:10	32	39	33	30	1231	10.5	48	-2	1	0.0	0.0	0.4	1.5
Thursday, February 13, 2014	21:30	0:10	32	38	33	30	1510	9.9	48	-2	1	0.0	0.0	0.7	2.0
Thursday, February 13, 2014	21:40	0:10	31	40	32	30	1484	11.0	47	-1	1	0.0	0.0	0.6	1.7
Thursday, February 13, 2014	21:50	0:10	32	40	34	30	1700	11.5	50	-1	1	0.0	0.0	0.6	1.7
Thursday, February 13, 2014	22:00	0:10	30	36	32	29	1728	11.1	51	-1	1	0.0	0.0	0.6	1.9
Thursday, February 13, 2014	22:10	0:10	31	37	32	29	1618	11.2	52	-1	1	0.0	0.0	0.4	1.3
Thursday, February 13, 2014	22:20	0:10	31	38	32	29	1698	11.7	51	-1	1	0.0	0.0	0.2	1.3
Thursday, February 13, 2014	22:30	0:10	33	42	34	31	1730	10.6	53	-1	1	0.0	0.0	0.4	1.1
Thursday, February 13, 2014	22:40	0:10	31	37	33	30	1513	9.7	53	-1	1	0.0	0.0	0.4	1.3
Thursday, February 13, 2014	22:50	0:10	31	36	32	29	1328	10.3	50	-1	1	0.0	0.0	0.4	1.1
Thursday, February 13, 2014	23:00	0:10	30	38	32	29	1433	10.0	53	-1	1	0.0	0.0	0.6	1.9
Thursday, February 13, 2014	23:10	0:10	31	50	33	29	1314	9.5	52	-1	1	0.0	0.0	0.6	1.5
Thursday, February 13, 2014	23:20	0:10	32	40	34	29	1170	11.4	55	-1	1	0.0	0.0	0.4	1.5
Thursday, February 13, 2014	23:30	0:10	30	36	33	28	1658	10.5	53	-1	1	0.0	0.0	0.4	1.1
Thursday, February 13, 2014	23:40	0:10	30	36	31	28	1390	10.0	52	-1	1	0.0	0.0	0.4	1.5
Thursday, February 13, 2014	23:50	0:10	29	35	31	27	1256	8.7	47	-1	1	0.0	0.0	0.2	0.9
Friday, February 14, 2014	0:00	0:10	29	35	31	28	897	8.7	43	-1	1	0.0	0.0	0.2	1.1
Friday, February 14, 2014	0:10	0:10	30	38	32	28	920	9.7	40	-1	1	0.0	0.7	0.4	1.3
Friday, February 14, 2014	0:20	0:10	30	38	32	29	1203	9.3	40	-1	1	0.0	1.7	0.6	2.0
Friday, February 14, 2014	0:30	0:10	30	38	32	28	1056	10.3	41	-2	1	0.2	1.7	0.4	1.3
Friday, February 14, 2014	0:40	0:10	30	36	31	28	1326	9.7	46	-2	1	0.2	1.3	0.6	1.7
Friday, February 14, 2014	0:50	0:10	29	38	31	28	1091	11.3	52	-2	1	0.2	1.5	0.4	1.7
Friday, February 14, 2014	1:00	0:10	31	41	33	28	1568	10.9	51	-1	1	0.2	1.3	0.6	2.2
Friday, February 14, 2014	1:10	0:10	40	57	42	33	1498	9.5	48	-1	1	0.2	1.1	0.7	2.2
Friday, February 14, 2014	1:20	0:10	39	51	41	36	1180	8.4	48	-1	1	0.0	0.7	0.4	2.4
Friday, February 14, 2014	1:30	0:10	41	52	45	35	877	8.7	46	-1	1	0.0	0.0	0.4	1.5
Friday, February 14, 2014	1:40	0:10	43	54	44	38	865	9.2	41	-2	1	0.0	0.0	0.4	2.0
Friday, February 14, 2014	1:50	0:10	40	51	42	35	1091	9.2	39	-2	1	0.0	0.0	0.2	0.9
Friday, February 14, 2014	2:00	0:10	37	47	40	33	1017	8.1	37	-2	1	0.0	0.0	0.2	0.9
Friday, February 14, 2014	2:10	0:10	35	42	36	33	3	7.4	37	-2	1	0.0	0.0	0.4	1.3
Friday, February 14, 2014	2:20	0:10	33	39	35	31	-31	6.9	31	-2	1	0.0	0.0	0.2	0.9
Friday, February 14, 2014	2:30	0:10	32	38	33	30	-26	5.1	25	-1	1	0.0	0.0	0.4	1.5
Friday, February 14, 2014	2:40	0:10	30	38	31	29	-24	3.8	13	-1	1	0.2	1.5	0.6	1.3
Friday, February 14, 2014	2:50	0:10	30	36	31	29	-26	3.6	333	-2	1	0.6	1.7	0.4	1.1
Friday, February 14, 2014	3:00	0:10	30	42	32	28	-25	3.7	314	-3	1	0.7	2.4	0.4	1.5
Friday, February 14, 2014	3:10	0:10	31	39	33	29	-21	3.9	300	-3	1	0.7	3.0	0.4	1.1
Friday, February 14, 2014	3:20	0:10	32	40	33	29	-19	4.0	309	-3	1	0.2	2.8	0.2	1.5
Friday, February 14, 2014	3:30	0:10	31	42	32	29	27	6.0	314	-3	1	0.0	0.0	0.2	0.9
Friday, February 14, 2014	3:40	0:10	29	37	31	28	267	6.4	321	-3	1	0.2	1.9	0.4	0.9
Friday, February 14, 2014	3:50	0:10	28	33	30	26	354	7.3	317	-3	1	0.0	0.9	0.0	0.6
Friday, February 14, 2014	4:00	0:10	27	32	28	25	266	6.2	318	-4	1	0.0	0.4	0.6	1.1
Friday, February 14, 2014	4:10	0:10	26	38	28	24	95	2.8	318	-4	1	0.0	0.6	0.4	1.1
Friday, February 14, 2014	4:20	0:10	24	28	26	22	-27	2.4	319	-4	1	0.0	0.0	0.6	1.5
Friday, February 14, 2014	4:30	0:10	24	29	25	22	-36	3.7	317	-4	1	0.0	0.0	0.4	1.5
Friday, February 14, 2014	4:40	0:10	24	31	25	22	-11	4.0	322	-4	1	0.0	0.0	0.4	0.9
Friday, February 14, 2014	4:50	0:10	24	32	26	22	23	4.6	321	-4	1	0.0	0.0	0.2	1.3
Friday, February 14, 2014	5:00	0:10	24	34	25	22	59	4.6	317	-4	1	0.0	0.0	0.4	2.2
Friday, February 14, 2014	5:10	0:10	27	34	29	24	51	3.1	312	-4	1	0.0	0.0	0.6	3.0
Friday, February 14, 2014	5:20	0:10	30	37	31	28	-40	4.5	312	-4	1	0.0	0.0	0.6	1.5
Friday, February 14, 2014	5:30	0:10	33	44	34	31	31	8.8	311	-4	1	0.0	1.9	0.6	1.7
Friday, February 14, 2014	5:40	0:10	33	38	35	32	958	9.6	310	-4	1	0.0	0.0	0.7	2.6
Friday, February 14, 2014	5:50	0:10	33	46	35	32	1263	8.4	313	-4	1	0.2	1.7	0.7	2.2
Friday, February 14, 2014	6:00	0:10	35	48	37	34	878	9.7	317	-4	1	0.4	1.9	0.7	2.6
Friday, February 14, 2014	6:10	0:10	36	48	38	35	1166	11.1	313	-4	1	0.2	2.0	0.7	2.8
Friday, February 14, 2014	6:20	0:10	37	50	40	35	1615	11.9	312						

Table B-4: Location 2 Winter Compliance Evaluation

Date	Time	Duration	Leq	Lmax	L(10)	L(90)	WT E2	WT E2	Onsite Met	Onsite Met	NWS Plymouth	Loc. 2	Loc. 2	Loc. 6	Loc. 6
	Start Time	(min)	(dBA)	(dBA)	(dBA)	(dBA)	Output (kW)	HH WS (m/s)	WD @ 75m (degrees)	Temp. (°C)	Precip. Obs.	Avg. WS @ 2m (m/s)	Gust WS @ 2m (m/s)	Avg. WS @ 2m (m/s)	Gust WS @ 2m (m/s)
Friday, February 14, 2014	8:50	0:10	39	48	40	37	725	17.6	311	-6	1	0.9	3.7	1.5	4.1
Friday, February 14, 2014	9:00	0:10	45	58	49	37	2000	16.0	308	-6	1	0.9	3.0	1.7	4.3
Friday, February 14, 2014	9:10	0:10	46	61	49	39	1998	15.5	305	-6	1	1.1	3.3	1.9	4.3
Friday, February 14, 2014	9:20	0:10	41	55	42	37	1996	16.4	303	-6	1	0.9	3.7	1.9	4.4
Friday, February 14, 2014	9:30	0:10	40	47	41	39	1996	16.4	304	-6	1	1.3	3.5	2.0	5.9
Friday, February 14, 2014	9:40	0:10	39	47	41	37	1997	16.4	302	-6	1	1.3	3.7	2.0	5.7
Friday, February 14, 2014	9:50	0:10	38	46	40	36	1997	17.2	300	-6	1	0.9	2.6	1.9	4.4
Friday, February 14, 2014	10:00	0:10	41	61	42	36	1997	17.0	300	-7	1	1.3	4.1	2.2	7.0
Friday, February 14, 2014	10:10	0:10	41	49	42	38	1997	16.1	299	-7	1	1.1	3.7	2.4	6.3
Friday, February 14, 2014	10:20	0:10	45	64	48	40	1998	17.1	296	-7	1	1.5	4.1	2.6	6.7
Friday, February 14, 2014	10:30	0:10	43	57	45	39	1999	16.4	298	-7	1	1.3	3.5	2.8	6.3
Friday, February 14, 2014	10:40	0:10	44	62	47	37	1999	16.2	298	-7	1	1.3	3.9	2.2	5.9
Friday, February 14, 2014	10:50	0:10	43	55	46	38	1998	17.8	296	-7	1	1.3	3.5	2.0	5.4
Friday, February 14, 2014	11:00	0:10	43	52	45	40	1996	19.4	299	-7	1	1.3	3.5	2.8	7.2
Friday, February 14, 2014	11:10	0:10	43	53	45	40	1997	19.5	300	-7	1	1.3	3.7	3.0	7.0
Friday, February 14, 2014	11:20	0:10	45	59	46	41	1995	18.3	299	-7	1	1.3	5.0	3.5	8.0
Friday, February 14, 2014	11:30	0:10	43	48	45	41	1996	18.4	302	-7	1	0.9	2.4	3.5	8.7
Friday, February 14, 2014	11:40	0:10	47	59	49	43	1996	18.0	299	-7	1	1.7	7.0	4.1	9.7
Friday, February 14, 2014	11:50	0:10	47	58	50	43	1995	20.7	298	-7	1	1.7	5.0	3.7	8.5
Friday, February 14, 2014	12:00	0:10	48	56	50	45	1995	21.7	296	-7	1	1.5	4.8	4.3	10.6
Friday, February 14, 2014	12:10	0:10	49	59	52	44	1989	21.2	293	-7	1	1.9	5.6	3.9	9.5
Friday, February 14, 2014	12:20	0:10	49	58	53	44	843	20.9	301	-7	1	2.0	6.3	4.3	8.9
Friday, February 14, 2014	12:30	0:10	49	57	53	45	1997	25.4	300	-7	1	1.5	4.6	3.3	11.3
Friday, February 14, 2014	12:40	0:10	48	57	50	44	169	22.9	300	-7	1	1.7	4.6	3.5	10.0
Friday, February 14, 2014	12:50	0:10	47	58	48	42	-35	20.8	297	-7	1	1.7	4.3	3.3	6.7
Friday, February 14, 2014	13:00	0:10	45	54	47	42	-35	20.3	294	-7	1	1.3	3.5	2.6	5.7
Friday, February 14, 2014	13:10	0:10	44	50	46	42	1649	24.4	292	-7	1	1.5	4.1	3.2	9.7
Friday, February 14, 2014	13:20	0:10	47	55	50	43	2000	23.1	293	-7	1	1.9	5.9	3.2	9.5
Friday, February 14, 2014	13:30	0:10	45	50	47	43	2000	22.9	292	-7	1	1.3	4.1	2.4	7.2
Friday, February 14, 2014	13:40	0:10	46	59	49	43	486	20.8	295	-7	1	1.3	4.4	2.8	6.5
Friday, February 14, 2014	13:50	0:10	46	52	47	44	-35	22.3	295	-6	1	0.9	3.0	2.4	5.7
Friday, February 14, 2014	14:00	0:10	45	58	47	42	1341	20.5	292	-6	1	1.5	5.9	2.8	6.5
Friday, February 14, 2014	14:10	0:10	45	56	46	41	140	21.0	293	-6	1	1.5	5.7	3.2	8.5
Friday, February 14, 2014	14:20	0:10	42	47	44	40	-36	18.8	293	-6	1	1.1	3.2	3.2	6.3
Friday, February 14, 2014	14:30	0:10	44	61	46	39	-24	14.5	295	-6	1	1.1	3.9	3.5	8.0
Friday, February 14, 2014	14:40	0:10	42	54	45	38	-23	16.5	293	-6	1	1.3	5.2	3.3	9.3
Friday, February 14, 2014	14:50	0:10	42	55	45	37	-24	16.3	297	-6	1	1.5	4.1	3.3	8.9
Friday, February 14, 2014	15:00	0:10	42	47	44	40	-24	16.9	286	-6	1	1.1	3.9	3.0	7.6
Friday, February 14, 2014	15:10	0:10	45	59	46	40	1470	17.9	290	-6	1	1.3	3.2	2.6	6.3
Friday, February 14, 2014	15:20	0:10	44	55	47	40	1997	17.2	289	-6	1	1.1	4.4	2.6	5.6
Friday, February 14, 2014	15:30	0:10	52	69	51	44	2000	17.4	287	-6	1	1.1	3.5	2.6	6.1
Friday, February 14, 2014	15:40	0:10	44	56	45	42	2000	16.6	287	-6	1	0.9	2.2	2.6	6.3
Friday, February 14, 2014	15:50	0:10	41	48	43	40	1999	16.1	289	-6	1	1.5	4.4	2.2	5.0
Friday, February 14, 2014	16:00	0:10	43	53	44	41	1998	14.1	287	-6	1	1.5	4.4	2.4	7.0
Friday, February 14, 2014	16:10	0:10	43	56	45	40	1967	15.1	287	-6	1	1.7	3.9	2.2	6.9
Friday, February 14, 2014	16:20	0:10	42	49	45	38	1996	13.4	287	-6	1	1.3	3.5	2.4	5.4
Friday, February 14, 2014	16:30	0:10	40	49	42	38	1958	11.7	285	-6	1	1.1	3.0	2.6	5.9
Friday, February 14, 2014	16:40	0:10	43	55	45	40	1776	11.9	286	-6	1	1.7	5.4	2.6	7.2
Friday, February 14, 2014	16:50	0:10	42	49	45	39	1809	10.7	287	-6	1	1.3	3.5	2.6	6.7
Friday, February 14, 2014	17:00	0:10	42	61	44	39	1638	11.5	286	-6	1	1.1	4.4	2.6	7.6
Friday, February 14, 2014	17:10	0:10	44	58	47	39	1744	10.9	287	-6	1	0.7	2.0	2.4	6.9
Friday, February 14, 2014	17:20	0:10	46	58	50	38	1641	10.2	291	-6	1	0.9	2.0	2.6	6.3
Friday, February 14, 2014	17:30	0:10	42	57	44	39	1521	10.0	290	-6	1	0.9	4.3	2.0	4.8
Friday, February 14, 2014	17:40	0:10	39	45	41	37	1430	9.9	294	-6	1	0.9	2.6	2.6	6.5
Friday, February 14, 2014	17:50	0:10	38	42	39	36	1468	8.9	288	-6	1	0.6	1.9	2.2	4.6
Friday, February 14, 2014	18:00	0:10	39	46	40	37	1122	8.4	281	-6	1	0.9	2.6	2.4	6.3
Friday, February 14, 2014	18:10	0:10	41	53	43	36	943	8.7	281	-6	1	0.7	3.0	2.6	6.9
Friday, February 14, 2014	18:20	0:10	37	57	38	35	1073	9.9	285	-6	1	0.7	1.9	3.0	5.7
Friday, February 14, 2014	18:30	0:10	38	46	39	36	1314	10.4	284	-6	1	1.1	2.4	2.2	4.6
Friday, February 14, 2014	18:40	0:10	38	53	39	36	1628	10.1	284	-6	1	1.1	3.2	2.2	6.3
Friday, February 14, 2014	18:50	0:10	37	42	39	35	1452	10.1	287	-6	1	0.9	2.6	2.2	6.1
Friday, February 14, 2014	19:00	0:10	37	43	38	35	1450	9.9	284	-6	1	0.7	1.9	2.2	7.0
Friday, February 14, 2014	19:10	0:10	38	49	40	36	1334	10.5	291	-6	1	1.1	2.8	2.6	5.9
Friday, February 14, 2014	19:20	0:10	37	42	39	36	1488	10.9	292	-6	1	0.7	2.0	2.8	6.9
Friday, February 14, 2014	19:30	0:10	37	47	38	35	1678	11.5	299	-6	1	1.1	4.3	2.6	6.1
Friday, February 14, 2014	19:40	0:10	36	41	38	35	1777	10.9	298	-6	1	0.6	1.9	2.2	5.6
Friday, February 14, 2014	19:50	0:10	39	55	40	36	1644	11.6	300	-6	1	0.9	2.6	1.9	4.3
Friday, February 14, 2014	20:00	0:10	40	56	42	36	1807	12.6	302	-6	1	1.5	3.9	2.2	6.3
Friday, February 14, 2014	20:10	0:10	37	42	38	35	1934	13.3	298	-7	1	0.9	2.2	2.2	6.7
Friday, February 14, 2014	20:20	0:10	38	50	40	36	1961	12.6	296	-7	1	1.3	3.0	2.0	3.7
Friday, February 14, 2014	20:30	0:10	39	56	41	35	1934	12.1	301	-7	1	1.1	2.4	1.1	2.8
Friday, February 14, 2014	20:40	0:10	40	50	42	36	1871	12.2	304	-7	1	1.1	3.0	1.1	3.0
Friday, February 14, 2014	20:50	0:10	36	42	37	34	1855	12.5	298	-7	1	0.7	2.2	0.9	3.0
Friday, February 14, 2014	21:00	0:10	35	41	37	34	1944	11.9	293	-7	1	0.4	1.7	0.9	3.5
Friday, February 14, 2014	21:10	0:10	42	62	43	34	1865	11.2	302	-7	1	0.6	2.0	0.6	3.0
Friday, February 14, 2014	21:20	0:10	36	42	37	33	1791	11.1	304	-7	1	0.9	2.4	0.6	2.2
Friday, February 14, 2014	21:30	0:10	35	42	37	33	1602	11.4	309	-7	1	0.7	2.0	0.7	3.3
Friday, February 14, 2014	21:40	0:10	35	42	37	33	1739	11.4	312	-7	1	0.6	2.2	0.4	1.7
Friday, February 14, 2014	21:50	0:10	35	43	37	33	1830	10.9	309	-7	1	0.7	2.0	0.6	2.2
Friday, February 14, 2014	22:00	0:10	35	40	36	33	1676	10.2	314	-7	1	0.7	2.0	0.6	2.4
Friday, February 14, 2014	22:10	0:10	34	40	36	32	1507	9.9	315	-7	1	0.7	1.7	0.9	2.2
Friday, February 14, 2014	22:20	0:10	34	40	36	32	1365	9.4	307	-7	1	0.4	0.9	0.7	2.0
Friday, February 14, 2014	22:30	0:10	35	41	37	33	1180	10.3	301	-7	1	0.6	1.1	0.7	2.8
Friday, February 14, 2014	22:40	0:10	34	41	36	33	1446	10.3	302	-7	1	0.6	1.3	0.4	1.5
Friday, February 14, 2014	22:50	0:10	35	43	37	32	1480	11.5	301	-7	1	0.2	1.5	0.2	0.9
Friday, February 14, 2014	23:00	0:10	35	50	37	33	1740	11.4	303	-7	1	0.6	2.2	0.2	0.9
Friday, February 14, 2014	23:10	0:10	35	44	36										

Table B-4: Location 2 Winter Compliance Evaluation

Date	Time	Duration	Leq	Lmax	L(10)	L(90)	WT E2	WT E2	Onsite Met	Onsite Met	NWS Plymouth	Loc. 2	Loc. 2	Loc. 6	Loc. 6
	Start Time	(min)	(dBA)	(dBA)	(dBA)	(dBA)	Output (kW)	HH WS (m/s)	WD @ 75m (degrees)	Temp. (°C)	Precip. Obs.	Avg. WS @ 2m (m/s)	Gust WS @ 2m (m/s)	Avg. WS @ 2m (m/s)	Gust WS @ 2m (m/s)
Saturday, February 15, 2014	1:50	0:10	24	31	25	22	153	4.8	268	-8		0.7	1.9	0.0	0.7
Saturday, February 15, 2014	2:00	0:10	17	24	21	15	168	5.8	256	-7		0.7	1.7	0.2	1.1
Saturday, February 15, 2014	2:10	0:10	17	28	18	15	-24	7.2	258	-7		0.4	0.9	0.4	1.9
Saturday, February 15, 2014	2:20	0:10	21	38	21	16	-40	8.7	264	-7		0.7	1.5	0.2	1.7
Saturday, February 15, 2014	2:30	0:10	27	41	27	21	-27	9.3	274	-7		0.7	1.3	0.6	2.2
Saturday, February 15, 2014	2:40	0:10	26	37	27	19	-24	7.8	275	-7		0.7	1.7	0.9	2.8
Saturday, February 15, 2014	2:50	0:10	18	34	18	15	-24	7.7	267	-7		0.9	1.7	1.5	2.8
Saturday, February 15, 2014	3:00	0:10	29	40	31	19	-24	7.2	269	-7		0.6	1.1	0.9	3.0
Saturday, February 15, 2014	3:10	0:10	31	40	34	29	470	8.4	271	-7		0.6	1.5	0.6	2.2
Saturday, February 15, 2014	3:20	0:10	29	37	31	27	887	7.8	274	-7		0.7	1.7	0.7	2.4
Saturday, February 15, 2014	3:30	0:10	29	36	31	27	813	7.0	273	-7		0.7	1.5	0.9	2.6
Saturday, February 15, 2014	3:40	0:10	32	40	34	29	522	8.6	272	-7		0.6	1.3	0.4	1.3
Saturday, February 15, 2014	3:50	0:10	29	40	31	26	1067	7.4	272	-7		0.9	1.3	0.0	0.6
Saturday, February 15, 2014	4:00	0:10	28	37	30	25	675	7.1	274	-7		0.6	1.1	0.2	0.9
Saturday, February 15, 2014	4:10	0:10	28	38	30	25	572	7.5	281	-7		0.7	1.3	0.0	0.0
Saturday, February 15, 2014	4:20	0:10	29	38	31	26	621	7.5	289	-7		0.4	0.9	0.0	0.6
Saturday, February 15, 2014	4:30	0:10	31	45	33	27	634	8.0	297	-7		0.6	0.9	0.0	0.6
Saturday, February 15, 2014	4:40	0:10	30	39	32	28	728	8.8	305	-7		0.6	1.7	0.0	0.2
Saturday, February 15, 2014	4:50	0:10	27	36	30	24	1026	6.8	305	-7		0.7	1.3	0.0	0.7
Saturday, February 15, 2014	5:00	0:10	27	37	28	24	489	6.9	301	-7		0.6	1.5	0.0	0.7
Saturday, February 15, 2014	5:10	0:10	27	36	30	24	486	6.7	296	-7		0.7	1.7	0.0	0.0
Saturday, February 15, 2014	5:20	0:10	29	42	31	26	457	6.8	306	-7		0.7	1.5	0.0	0.0
Saturday, February 15, 2014	5:30	0:10	31	49	33	25	433	6.1	306	-7		0.6	1.5	0.0	0.0
Saturday, February 15, 2014	5:40	0:10	27	36	29	23	316	5.7	300	-7		0.7	1.5	0.0	0.0
Saturday, February 15, 2014	5:50	0:10	25	34	27	23	215	5.2	305	-7		0.7	1.5	0.0	0.0
Saturday, February 15, 2014	6:00	0:10	31	49	33	22	164	4.2	304	-7		0.9	1.3	0.0	0.0
Saturday, February 15, 2014	6:10	0:10	25	37	27	21	56	3.4	299	-7		0.2	1.1	0.0	0.0
Saturday, February 15, 2014	6:20	0:10	24	35	25	21	4	3.9	299	-7		0.2	0.7	0.0	0.0
Saturday, February 15, 2014	6:30	0:10	24	32	26	22	21	5.1	319	-7		0.4	1.1	0.0	0.0
Saturday, February 15, 2014	6:40	0:10	25	35	27	22	138	5.2	326	-7		0.7	1.3	0.0	0.0
Saturday, February 15, 2014	6:50	0:10	26	46	28	21	144	4.8	327	-7		0.2	1.1	0.0	0.0
Saturday, February 15, 2014	7:00	0:10	28	50	29	22	96	4.7	298	-7		0.0	0.6	0.0	0.0
Saturday, February 15, 2014	7:10	0:10	30	56	32	21	75	4.3	306	-7		0.2	0.6	0.0	0.0
Saturday, February 15, 2014	7:20	0:10	33	56	35	21	43	4.0	317	-7		0.0	0.4	0.0	0.0
Saturday, February 15, 2014	7:30	0:10	28	48	31	21	13	3.7	313	-7		0.0	0.0	0.0	0.0
Saturday, February 15, 2014	7:40	0:10	31	51	32	21	-9	3.0	322	-7		0.0	0.0	0.0	0.0
Saturday, February 15, 2014	7:50	0:10	37	59	39	22	-42	2.6	329	-6		0.0	0.0	0.0	0.0
Saturday, February 15, 2014	8:00	0:10	41	61	40	22	-42	2.4	323	-6		0.0	0.0	0.0	0.0
Saturday, February 15, 2014	8:10	0:10	31	47	35	22	-41	2.6	323	-6		0.0	0.0	0.0	0.0
Saturday, February 15, 2014	8:20	0:10	29	49	31	21	-40	2.7	323	-6		0.0	0.0	0.0	0.0
Saturday, February 15, 2014	8:30	0:10	27	46	28	21	-38	2.6	321	-6		0.2	0.7	0.0	0.0
Saturday, February 15, 2014	8:40	0:10	26	45	29	19	-15	2.2	318	-6		0.0	0.0	0.0	0.6
Saturday, February 15, 2014	8:50	0:10	36	58	37	20	-17	1.7	318	-6		0.0	0.7	0.0	0.0
Saturday, February 15, 2014	9:00	0:10	30	59	27	20	-16	1.6	318	-5		0.0	0.7	0.0	0.4
Saturday, February 15, 2014	9:10	0:10	25	44	28	20	-17	1.5	304	-5		0.0	0.4	0.2	0.9
Saturday, February 15, 2014	9:20	0:10	28	45	31	21	-16	0.8	251	-5		0.4	0.9	0.0	0.6
Saturday, February 15, 2014	9:30	0:10	32	48	35	21	-17	0.8	308	-5		0.4	0.9	0.0	0.6
Saturday, February 15, 2014	9:40	0:10	28	45	30	20	-16	1.4	316	-5		0.4	1.3	0.0	0.0
Saturday, February 15, 2014	9:50	0:10	23	45	24	19	-16	1.7	19	-5		0.2	0.9	0.0	0.4
Saturday, February 15, 2014	10:00	0:10	27	53	30	19	-16	2.1	83	-5		0.6	1.7	0.0	0.4
Saturday, February 15, 2014	10:10	0:10	25	47	26	21	-16	3.2	90	-5		0.7	1.3	0.0	0.6
Saturday, February 15, 2014	10:20	0:10	26	41	27	23	-20	3.6	114	-5		0.6	1.9	0.4	1.9
Saturday, February 15, 2014	10:30	0:10	37	52	38	25	-3	3.9	113	-5		0.7	1.3	0.7	1.7
Saturday, February 15, 2014	10:40	0:10	30	47	32	24	15	4.8	95	-4		0.9	2.4	0.7	1.9
Saturday, February 15, 2014	10:50	0:10	32	50	34	25	101	5.0	100	-5		1.1	3.3	0.4	1.7
Saturday, February 15, 2014	11:00	0:10	31	44	34	27	137	4.7	107	-5		1.5	3.5	0.6	1.5
Saturday, February 15, 2014	11:10	0:10	37	58	39	26	102	5.2	105	-4		0.7	2.0	0.4	1.5
Saturday, February 15, 2014	11:20	0:10	43	66	46	28	173	5.5	107	-4		0.9	2.0	0.6	3.0
Saturday, February 15, 2014	11:30	0:10	41	64	40	29	205	6.0	111	-4		1.3	3.2	0.6	1.9
Saturday, February 15, 2014	11:40	0:10	38	63	37	26	248	5.9	111	-4		1.3	3.5	0.7	1.7
Saturday, February 15, 2014	11:50	0:10	41	66	38	27	277	5.6	123	-4		0.9	2.6	0.6	2.2
Saturday, February 15, 2014	12:00	0:10	35	53	38	27	219	5.3	127	-4		0.9	2.4	0.6	1.7
Saturday, February 15, 2014	12:10	0:10	34	50	34	27	186	4.9	119	-4		1.1	2.6	0.6	3.0
Saturday, February 15, 2014	12:20	0:10	34	50	36	26	140	4.7	116	-5		0.9	3.0	0.6	1.9
Saturday, February 15, 2014	12:30	0:10	37	53	35	26	102	5.1	103	-5	1	0.9	2.6	0.4	1.7
Saturday, February 15, 2014	12:40	0:10	31	49	34	26	147	5.7	94	-5	1	0.9	2.6	0.4	1.7
Saturday, February 15, 2014	12:50	0:10	38	54	41	28	259	5.9	100	-5	1	0.9	2.2	0.6	2.0
Saturday, February 15, 2014	13:00	0:10	36	49	39	30	252	5.5	97	-4	1	1.1	3.0	0.4	1.9
Saturday, February 15, 2014	13:10	0:10	46	68	45	31	203	5.3	95	-4	1	0.9	2.4	0.6	1.3
Saturday, February 15, 2014	13:20	0:10	45	66	47	30	157	5.3	102	-5	1	0.9	1.9	0.6	2.0
Saturday, February 15, 2014	13:30	0:10	43	63	44	28	172	5.0	95	-5	1	0.7	2.4	0.4	1.9
Saturday, February 15, 2014	13:40	0:10	37	44	40	30	136	5.0	97	-5	1	0.6	1.9	0.7	2.0
Saturday, February 15, 2014	13:50	0:10	48	69	42	30	130	5.1	98	-5	1	0.9	3.0	0.7	1.7
Saturday, February 15, 2014	14:00	0:10	27	49	29	23	121	4.5	98	-5	1	0.9	2.4	1.1	2.2
Saturday, February 15, 2014	14:10	0:10	24	39	25	20	35	3.6	102	-5	1	0.7	2.0	0.9	2.0
Saturday, February 15, 2014	14:20	0:10	45	67	45	21	-38	3.7	95	-5	1	0.6	1.5	0.4	1.5
Saturday, February 15, 2014	14:30	0:10	34	44	38	28	-36	4.3	85	-5	1	0.7	1.9	0.4	1.5
Saturday, February 15, 2014	14:40	0:10	33	47	37	25	-35	5.3	83	-5	1	0.9	2.4	0.6	2.0
Saturday, February 15, 2014	14:50	0:10	31	43	35	22	-35	5.0	83	-5	1	0.9	3.3	0.4	1.1
Saturday, February 15, 2014	15:00	0:10	34	47	38	26	-35	5.0	76	-5	1	0.7	3.0	0.6	2.0
Saturday, February 15, 2014	15:10	0:10	34	50	37	27	50	4.5	81	-5	1	0.6	2.0	0.4	1.3
Saturday, February 15, 2014	15:20	0:10	26	39	29	21	64	3.3	71	-5	1	0.7	1.5	0.4	1.3
Saturday, February 15, 2014	15:30	0:10	23	35	24	20	-16	2.8	66	-5	1	0.4	1.1	0.2	0.9
Saturday, February 15, 2014	15:40	0:10	22	33	23	20	-37	2.8	64	-5	1	0.4	1.1	0.2	1.1
Saturday, February 15, 2014	15:50	0:10	27	44	29	20	-40	3.1	65	-5	1	0.4	1.5	0.2	1.5
Saturday, February 15, 2014	16:00	0:10	39	67	38	23	-36	3.0	69	-5	1	0.4	1.1	0.4	1.1
Saturday, February 15, 2014	16:10	0:10	27	57	24	21	-30	3.6	64	-5		0.4	1.7	0.0	0.4
Saturday, February 15, 2014	16:20	0:10	24	43	26	21	-13	3.6	73	-5		0.2	0.7	0.0	0.0
Saturday, February 15, 2014	16:30	0:10	25	37	28	21	-8	3.3	67	-5		0.4	1.1	0.0	0.0
Saturday, February 15, 2014	16:40	0:10													

Table B-4: Location 2 Winter Compliance Evaluation

Date	Time	Duration	Leq	Lmax	L(10)	L(90)	WT E2	WT E2	Onsite Met	Onsite Met	NWS Plymouth	Loc. 2	Loc. 2	Loc. 6	Loc. 6
	Start Time	(min)	(dBA)	(dBA)	(dBA)	(dBA)	Output (kW)	HH WS (m/s)	WD @ 75m (degrees)	Temp. (°C)	Precip. Obs.	Avg. WS @ 2m (m/s)	Gust WS @ 2m (m/s)	Avg. WS @ 2m (m/s)	Gust WS @ 2m (m/s)
Saturday, February 15, 2014	18:50	0:10	28	36	31	22	-37	2.8	19	-6	1	0.0	0.0	0.0	0.7
Saturday, February 15, 2014	19:00	0:10	24	39	25	22	-35	2.7	18	-6	1	0.0	0.0	0.0	0.0
Saturday, February 15, 2014	19:10	0:10	23	41	23	19	-36	2.3	18	-6	1	0.0	0.4	0.0	0.0
Saturday, February 15, 2014	19:20	0:10	23	36	26	17	-35	2.3	5	-6	1	0.0	0.2	0.0	0.0
Saturday, February 15, 2014	19:30	0:10	21	27	22	19	-35	3.4	346	-6	1	0.0	0.0	0.0	0.4
Saturday, February 15, 2014	19:40	0:10	28	40	32	21	-17	4.0	335	-6	1	0.0	0.0	0.0	0.4
Saturday, February 15, 2014	19:50	0:10	29	48	25	22	26	4.3	339	-6	1	0.0	0.0	0.2	0.7
Saturday, February 15, 2014	20:00	0:10	23	28	24	22	68	5.1	332	-6	1	0.2	0.9	0.0	1.1
Saturday, February 15, 2014	20:10	0:10	25	32	26	24	157	5.5	329	-6	1	0.2	0.9	0.6	2.0
Saturday, February 15, 2014	20:20	0:10	25	28	26	24	212	5.2	330	-6	1	0.4	0.9	0.4	2.0
Saturday, February 15, 2014	20:30	0:10	33	61	29	25	180	5.9	328	-6	1	0.4	1.1	0.6	2.6
Saturday, February 15, 2014	20:40	0:10	32	39	33	29	266	6.7	324	-6	1	0.2	1.3	0.4	1.9
Saturday, February 15, 2014	20:50	0:10	33	39	35	31	492	7.6	324	-6	1	0.6	2.0	0.6	2.0
Saturday, February 15, 2014	21:00	0:10	33	44	35	31	701	7.8	328	-6	1	0.6	2.2	0.7	2.4
Saturday, February 15, 2014	21:10	0:10	35	50	36	32	825	8.3	328	-6	1	0.7	3.7	0.6	2.2
Saturday, February 15, 2014	21:20	0:10	35	44	36	32	935	9.5	329	-6	1	0.7	2.4	0.7	2.4
Saturday, February 15, 2014	21:30	0:10	33	40	35	31	1205	8.8	329	-6	1	0.7	2.2	0.7	2.8
Saturday, February 15, 2014	21:40	0:10	34	40	35	32	1280	9.0	329	-6	1	0.6	1.9	0.6	2.6
Saturday, February 15, 2014	21:50	0:10	35	42	37	33	1383	10.1	330	-6	1	0.7	1.9	0.7	2.6
Saturday, February 15, 2014	22:00	0:10	38	56	40	33	1632	10.9	328	-6	1	0.7	2.2	0.9	3.2
Saturday, February 15, 2014	22:10	0:10	35	41	37	33	1823	12.2	328	-6	1	0.7	3.0	1.5	4.4
Saturday, February 15, 2014	22:20	0:10	36	48	37	33	1976	11.7	326	-6	1	0.9	3.0	1.5	5.2
Saturday, February 15, 2014	22:30	0:10	37	45	38	35	1877	12.1	324	-6	1	1.1	3.0	1.5	3.9
Saturday, February 15, 2014	22:40	0:10	39	48	41	36	1968	13.7	324	-6	1	1.3	3.7	1.5	4.3
Saturday, February 15, 2014	22:50	0:10	39	46	41	37	1936	14.7	321	-6	1	0.9	2.8	1.7	5.7
Saturday, February 15, 2014	23:00	0:10	44	54	46	40	1989	15.9	324	-7	1	1.7	4.8	1.7	4.4
Saturday, February 15, 2014	23:10	0:10	43	50	45	40	1991	17.2	325	-7	1	1.3	3.5	1.9	5.4
Saturday, February 15, 2014	23:20	0:10	40	51	43	36	1997	15.8	322	-7	1	1.3	4.8	2.2	5.0
Saturday, February 15, 2014	23:30	0:10	37	47	39	35	1993	14.3	324	-7	1	1.3	3.3	1.7	4.3
Saturday, February 15, 2014	23:40	0:10	40	53	42	36	1989	15.4	320	-7	1	1.5	3.7	1.7	4.4
Saturday, February 15, 2014	23:50	0:10	42	57	44	40	1998	17.0	318	-8	1	1.3	3.3	2.4	6.7
Sunday, February 16, 2014	0:00	0:10	45	58	48	41	1998	18.0	322	-8	1	1.9	4.8	2.2	5.9
Sunday, February 16, 2014	0:10	0:10	44	52	46	41	1998	19.2	324	-8	1	1.1	2.8	2.6	6.5
Sunday, February 16, 2014	0:20	0:10	42	49	45	38	1998	16.5	321	-8	1	1.1	3.0	2.4	7.2
Sunday, February 16, 2014	0:30	0:10	41	53	43	37	1992	16.8	320	-9	1	1.5	4.1	2.2	6.5
Sunday, February 16, 2014	0:40	0:10	45	58	48	40	1997	17.6	327	-9	1	1.5	4.6	2.4	8.0
Sunday, February 16, 2014	0:50	0:10	42	60	44	39	1998	18.3	326	-9	1	1.3	3.7	2.4	6.1
Sunday, February 16, 2014	1:00	0:10	42	51	44	38	1998	16.1	323	-10	1	1.3	5.0	2.2	5.9
Sunday, February 16, 2014	1:10	0:10	42	60	44	38	1996	15.1	317	-10	1	1.3	4.6	2.6	6.3
Sunday, February 16, 2014	1:20	0:10	42	50	44	40	1995	17.4	316	-10	1	1.5	4.6	2.6	5.9
Sunday, February 16, 2014	1:30	0:10	41	53	43	38	1996	18.0	322	-10	1	1.3	3.7	2.4	5.0
Sunday, February 16, 2014	1:40	0:10	42	55	43	39	1996	18.5	317	-10	1	1.3	5.4	1.9	4.8
Sunday, February 16, 2014	1:50	0:10	45	58	48	41	1995	18.6	318	-10	1	1.9	5.4	2.4	7.6
Sunday, February 16, 2014	2:00	0:10	46	56	48	43	1995	19.3	318	-11	1	1.7	5.4	2.6	6.5
Sunday, February 16, 2014	2:10	0:10	48	60	52	44	1996	19.4	320	-11	1	1.9	5.0	2.2	6.5
Sunday, February 16, 2014	2:20	0:10	50	62	52	45	265	18.8	324	-11	1	2.0	6.5	1.9	4.3
Sunday, February 16, 2014	2:30	0:10	48	62	51	41	-36	18.9	324	-11	1	2.0	5.7	1.5	4.8
Sunday, February 16, 2014	2:40	0:10	48	62	50	42	-35	18.0	324	-11	1	2.2	6.9	1.9	5.2
Sunday, February 16, 2014	2:50	0:10	51	61	55	38	-29	16.8	322	-11	1	2.6	7.6	2.2	7.4
Sunday, February 16, 2014	3:00	0:10	45	52	49	38	-25	15.6	323	-11	1	2.2	5.9	2.0	6.9
Sunday, February 16, 2014	3:10	0:10	42	53	46	36	96.4	16.0	322	-11	1	1.5	3.9	2.0	6.5
Sunday, February 16, 2014	3:20	0:10	41	52	44	37	1992	14.2	322	-12	1	1.5	4.4	2.0	4.6
Sunday, February 16, 2014	3:30	0:10	42	55	45	38	1978	15.3	324	-12	1	1.7	4.3	1.3	3.2
Sunday, February 16, 2014	3:40	0:10	42	52	46	37	1981	15.6	324	-12	1	1.7	6.3	1.7	3.9
Sunday, February 16, 2014	3:50	0:10	40	51	42	37	1992	16.8	324	-12	1	1.7	4.6	1.9	5.4
Sunday, February 16, 2014	4:00	0:10	38	45	40	36	1997	15.2	325	-12	1	1.5	3.3	1.7	3.9
Sunday, February 16, 2014	4:10	0:10	39	56	41	35	1997	15.5	316	-12	1	1.3	5.2	1.9	5.4
Sunday, February 16, 2014	4:20	0:10	39	48	40	36	1994	15.3	314	-12	1	1.3	2.6	1.7	4.3
Sunday, February 16, 2014	4:30	0:10	40	54	43	37	1990	16.2	312	-12	1	1.3	5.0	1.7	4.6
Sunday, February 16, 2014	4:40	0:10	39	45	41	38	1997	16.7	313	-12	1	1.1	3.3	2.2	5.4
Sunday, February 16, 2014	4:50	0:10	39	55	40	35	1996	15.9	322	-12	1	1.3	4.1	2.4	5.2
Sunday, February 16, 2014	5:00	0:10	36	49	37	34	1995	14.8	323	-12	1	1.3	3.3	2.0	5.2
Sunday, February 16, 2014	5:10	0:10	35	43	37	33	1990	14.1	326	-13	1	0.9	3.0	2.4	5.6
Sunday, February 16, 2014	5:20	0:10	39	48	42	35	1986	14.4	321	-13	1	1.3	4.3	3.0	8.5
Sunday, February 16, 2014	5:30	0:10	41	46	43	38	1978	13.5	308	-13	1	1.3	3.3	3.3	8.2
Sunday, February 16, 2014	5:40	0:10	39	49	41	37	1940	12.1	311	-13	1	1.5	5.9	3.3	7.8
Sunday, February 16, 2014	5:50	0:10	39	49	40	37	1815	9.8	309	-13	1	1.1	3.2	2.6	6.9
Sunday, February 16, 2014	6:00	0:10	37	43	39	34	1287	11.9	307	-14	1	0.7	2.2	2.4	5.6
Sunday, February 16, 2014	6:10	0:10	36	45	37	35	1751	13.4	306	-14	1	0.9	2.4	2.8	6.3
Sunday, February 16, 2014	6:20	0:10	35	40	37	34	1973	12.9	309	-14	1	0.7	2.0	2.2	4.8
Sunday, February 16, 2014	6:30	0:10	36	42	37	35	1969	12.7	311	-14	1	0.9	2.0	2.4	5.4
Sunday, February 16, 2014	6:40	0:10	38	50	40	36	1916	12.0	317	-14	1	1.3	4.1	2.2	6.3
Sunday, February 16, 2014	6:50	0:10	39	54	42	34	1846	11.9	318	-14	1	1.3	5.4	1.9	4.4
Sunday, February 16, 2014	7:00	0:10	38	56	39	33	1882	12.3	319	-14	1	0.7	2.2	1.5	5.6
Sunday, February 16, 2014	7:10	0:10	38	50	41	35	1948	11.6	308	-14	1	1.3	3.3	1.3	4.4
Sunday, February 16, 2014	7:20	0:10	36	45	37	34	1844	12.4	309	-14	1	0.7	2.0	1.3	3.2
Sunday, February 16, 2014	7:30	0:10	37	49	39	34	1932	13.0	319	-14	1	1.1	3.7	1.1	4.4
Sunday, February 16, 2014	7:40	0:10	37	52	39	34	1954	12.2	318	-14	1	1.3	3.9	1.1	4.3
Sunday, February 16, 2014	7:50	0:10	37	47	39	35	1917	11.6	310	-14	1	1.1	3.5	1.1	3.2
Sunday, February 16, 2014	8:00	0:10	37	47	39	35	1836	11.1	312	-14	1	1.1	3.0	1.5	5.4
Sunday, February 16, 2014	8:10	0:10	38	53	41	34	1758	10.9	310	-14	1	1.3	4.3	1.7	4.8
Sunday, February 16, 2014	8:20	0:10	36	44	38	34	1773	10.5	307	-14	1	0.9	2.6	1.7	5.0
Sunday, February 16, 2014	8:30	0:10	36	45	37	34	1543	9.3	298	-13	1	1.1	3.2	2.0	5.4
Sunday, February 16, 2014	8:40	0:10	38	48	40	34	1229	10.2	305	-13	1	1.3	4.1	1.9	5.4
Sunday, February 16, 2014	8:50	0:10	38	50	40	35	1463	9.7	305	-13	1	1.3	3.3	2.2	5.7
Sunday, February 16, 2014	9:00	0:10	42	56	44	37	1231	9.0	310	-13	1	1.5	3.9	1.9	4.6
Sunday, February 16, 2014	9:10	0:10	38	53	39	35	1059	9.7	3						

Table B-4: Location 2 Winter Compliance Evaluation

Date	Time	Duration	Leq	Lmax	L(10)	L(90)	WT E2	WT E2	Onsite Met	Onsite Met	NWS Plymouth	Loc. 2	Loc. 2	Loc. 6	Loc. 6
	Start Time	(min)	(dBA)	(dBA)	(dBA)	(dBA)	Output (kW)	HH WS (m/s)	WD @ 75m (degrees)	Temp. (°C)	Precip. Obs.	Avg. WS @ 2m (m/s)	Gust WS @ 2m (m/s)	Avg. WS @ 2m (m/s)	Gust WS @ 2m (m/s)
Sunday, February 16, 2014	11:50	0:10	37	49	39	34	1711	12.8	294	-10		1.7	5.6	2.6	8.4
Sunday, February 16, 2014	12:00	0:10	37	48	38	35	1892	12.6	290	-10		1.1	3.2	2.4	7.4
Sunday, February 16, 2014	12:10	0:10	36	42	38	34	1901	12.2	290	-10		0.7	3.5	3.0	8.7
Sunday, February 16, 2014	12:20	0:10	43	53	46	37	1944	12.4	299	-10		2.0	5.9	3.7	10.2
Sunday, February 16, 2014	12:30	0:10	45	59	49	37	1827	15.0	298	-10		1.7	5.2	3.5	8.9
Sunday, February 16, 2014	12:40	0:10	38	50	40	35	1988	15.2	297	-10		1.1	3.2	3.2	6.5
Sunday, February 16, 2014	12:50	0:10	37	49	39	35	1980	14.4	300	-10		1.3	3.5	3.3	7.6
Sunday, February 16, 2014	13:00	0:10	38	48	39	36	1963	14.9	300	-10		1.3	2.8	3.0	7.0
Sunday, February 16, 2014	13:10	0:10	42	52	44	38	1993	11.5	302	-10		1.5	5.0	2.8	6.7
Sunday, February 16, 2014	13:20	0:10	42	52	45	38	1733	8.6	301	-10		1.5	5.2	3.2	7.8
Sunday, February 16, 2014	13:30	0:10	40	47	42	37	1080	7.8	303	-10		1.7	3.7	2.8	6.3
Sunday, February 16, 2014	13:40	0:10	39	56	41	37	798	8.9	308	-10		1.3	3.3	2.8	8.7
Sunday, February 16, 2014	13:50	0:10	42	54	44	37	994	7.1	311	-9		1.9	5.2	3.2	7.4
Sunday, February 16, 2014	14:00	0:10	38	48	41	35	579	8.6	307	-9		1.5	4.1	2.8	7.0
Sunday, February 16, 2014	14:10	0:10	38	54	40	35	-23	10.1	299	-9		1.3	3.3	3.0	7.6
Sunday, February 16, 2014	14:20	0:10	38	58	40	35	-38	9.5	296	-9		1.5	4.4	2.4	7.0
Sunday, February 16, 2014	14:30	0:10	34	49	36	31	-24	10.5	299	-10		1.1	3.2	1.7	5.0
Sunday, February 16, 2014	14:40	0:10	35	45	37	32	-24	9.1	300	-10		1.3	3.9	2.0	5.7
Sunday, February 16, 2014	14:50	0:10	33	44	34	30	-23	9.2	294	-10		1.1	3.2	2.0	5.9
Sunday, February 16, 2014	15:00	0:10	37	62	39	32	-25	11.0	300	-10		1.1	4.1	2.2	5.2
Sunday, February 16, 2014	15:10	0:10	37	51	38	34	1465	10.6	299	-10		1.1	4.3	2.4	6.9
Sunday, February 16, 2014	15:20	0:10	37	62	38	33	1597	10.2	304	-10		1.1	3.5	2.8	6.5
Sunday, February 16, 2014	15:30	0:10	35	56	36	33	1506	10.8	295	-10		1.1	4.1	2.4	6.9
Sunday, February 16, 2014	15:40	0:10	35	44	37	33	1752	10.1	309	-10		0.9	2.6	2.8	7.8
Sunday, February 16, 2014	15:50	0:10	35	47	37	32	1456	8.3	304	-10		1.1	2.8	2.6	5.7
Sunday, February 16, 2014	16:00	0:10	34	44	35	31	919	8.9	309	-10		0.9	2.8	2.0	4.6
Sunday, February 16, 2014	16:10	0:10	37	53	38	32	1101	8.3	309	-10		1.5	4.4	2.0	5.2
Sunday, February 16, 2014	16:20	0:10	34	45	36	31	926	7.7	302	-10		1.3	3.3	2.0	5.0
Sunday, February 16, 2014	16:30	0:10	34	43	35	32	720	10.6	303	-11		1.1	2.6	1.9	5.2
Sunday, February 16, 2014	16:40	0:10	34	40	35	32	1595	10.3	302	-11		1.3	4.1	1.9	5.0
Sunday, February 16, 2014	16:50	0:10	33	40	35	31	1533	10.1	301	-11		0.9	2.6	1.5	3.5
Sunday, February 16, 2014	17:00	0:10	33	40	34	31	1458	8.6	294	-11		0.6	1.5	1.3	3.9
Sunday, February 16, 2014	17:10	0:10	32	37	33	30	974	10.7	295	-11		0.4	1.9	0.9	2.8
Sunday, February 16, 2014	17:20	0:10	33	48	34	31	1518	11.5	296	-12		0.9	2.2	0.7	2.6
Sunday, February 16, 2014	17:30	0:10	32	39	34	30	1919	10.7	302	-12		1.1	2.4	1.1	3.7
Sunday, February 16, 2014	17:40	0:10	33	45	34	30	1674	10.3	300	-12		0.9	2.2	0.9	4.4
Sunday, February 16, 2014	17:50	0:10	33	47	35	30	1581	10.9	302	-12		0.7	1.9	1.1	4.3
Sunday, February 16, 2014	18:00	0:10	35	52	37	31	1765	10.7	303	-12		0.7	2.0	0.7	2.2
Sunday, February 16, 2014	18:10	0:10	33	45	34	30	1628	11.2	303	-12		0.7	2.0	1.3	5.2
Sunday, February 16, 2014	18:20	0:10	32	38	33	30	1860	12.0	302	-12		0.6	1.3	1.5	4.4
Sunday, February 16, 2014	18:30	0:10	32	37	33	30	1927	12.9	300	-12		0.9	1.9	1.1	3.2
Sunday, February 16, 2014	18:40	0:10	32	40	34	31	1989	11.9	296	-12		0.9	1.9	1.5	4.3
Sunday, February 16, 2014	18:50	0:10	34	42	35	32	1887	10.4	298	-12		0.9	1.9	1.7	4.4
Sunday, February 16, 2014	19:00	0:10	33	48	35	32	1646	11.7	303	-12		0.7	2.4	1.9	4.4
Sunday, February 16, 2014	19:10	0:10	32	38	34	30	1912	11.8	303	-12		0.9	2.2	1.7	4.4
Sunday, February 16, 2014	19:20	0:10	33	41	34	31	1867	10.5	308	-12		0.9	1.9	1.7	4.3
Sunday, February 16, 2014	19:30	0:10	34	38	35	32	1681	10.1	308	-13		0.6	1.7	1.5	3.2
Sunday, February 16, 2014	19:40	0:10	34	42	36	32	1351	11.3	307	-13		0.7	2.0	1.5	5.0
Sunday, February 16, 2014	19:50	0:10	32	41	34	31	1669	12.5	311	-13		0.7	1.7	2.0	5.7
Sunday, February 16, 2014	20:00	0:10	34	50	37	30	1927	12.8	316	-13		1.3	3.3	2.0	4.8
Sunday, February 16, 2014	20:10	0:10	35	54	38	31	1970	12.6	317	-13		0.9	3.9	1.5	4.8
Sunday, February 16, 2014	20:20	0:10	36	52	38	32	1921	12.3	314	-14		1.3	4.1	1.7	4.6
Sunday, February 16, 2014	20:30	0:10	35	52	38	32	1882	13.7	315	-14		1.1	2.6	1.5	4.6
Sunday, February 16, 2014	20:40	0:10	36	50	39	32	1981	12.7	314	-14		1.3	4.3	1.7	4.3
Sunday, February 16, 2014	20:50	0:10	34	45	36	30	1943	12.3	317	-15		0.9	3.0	1.3	3.9
Sunday, February 16, 2014	21:00	0:10	34	48	36	30	1875	11.6	317	-15		1.1	3.3	1.3	3.9
Sunday, February 16, 2014	21:10	0:10	32	46	33	30	1892	12.9	323	-15		0.7	2.0	1.1	3.3
Sunday, February 16, 2014	21:20	0:10	34	47	36	30	1937	14.2	318	-15		1.1	3.2	1.1	2.4
Sunday, February 16, 2014	21:30	0:10	32	48	34	29	1982	12.5	318	-15		0.9	2.8	0.6	2.6
Sunday, February 16, 2014	21:40	0:10	33	47	36	29	1931	12.1	317	-15		1.1	3.2	1.3	3.7
Sunday, February 16, 2014	21:50	0:10	31	45	32	28	1933	12.7	321	-15		0.7	2.0	0.7	2.4
Sunday, February 16, 2014	22:00	0:10	31	48	34	29	1981	12.9	321	-15		0.7	2.2	0.7	1.9
Sunday, February 16, 2014	22:10	0:10	33	49	35	30	1962	12.5	318	-16		0.9	3.7	0.7	2.4
Sunday, February 16, 2014	22:20	0:10	31	47	33	30	1979	12.2	318	-16		0.7	2.2	0.7	1.5
Sunday, February 16, 2014	22:30	0:10	32	45	33	30	1962	12.9	320	-16		1.3	2.8	0.7	1.9
Sunday, February 16, 2014	22:40	0:10	31	44	32	30	1959	13.4	319	-16		0.9	1.9	0.7	2.0
Sunday, February 16, 2014	22:50	0:10	31	47	32	29	1982	13.5	318	-16		0.7	2.8	0.9	3.0
Sunday, February 16, 2014	23:00	0:10	31	49	32	29	1987	13.4	316	-16		0.7	1.9	1.3	4.4
Sunday, February 16, 2014	23:10	0:10	31	39	32	30	1993	13.1	318	-16		1.1	2.0	1.5	3.7
Sunday, February 16, 2014	23:20	0:10	31	44	32	29	1981	12.2	318	-16		0.7	2.2	1.5	5.0
Sunday, February 16, 2014	23:30	0:10	31	42	32	29	1986	13.2	321	-16		0.9	1.9	1.5	4.1
Sunday, February 16, 2014	23:40	0:10	30	46	32	29	1993	14.0	320	-16		0.6	1.5	1.7	3.3
Sunday, February 16, 2014	23:50	0:10	31	44	33	29	1999	13.4	320	-16		0.9	2.6	1.5	3.0
Monday, February 17, 2014	0:00	0:10	33	48	35	30	1990	13.0	310	-16		1.1	3.0	1.7	4.1
Monday, February 17, 2014	0:10	0:10	31	45	32	29	1972	14.5	313	-16		0.6	1.5	1.7	3.9
Monday, February 17, 2014	0:20	0:10	31	47	32	29	1979	13.1	314	-16		0.6	1.7	1.5	4.8
Monday, February 17, 2014	0:30	0:10	32	47	34	30	1979	13.3	313	-16		0.9	3.0	1.7	3.3
Monday, February 17, 2014	0:40	0:10	32	43	33	30	1994	14.1	315	-16		0.9	2.2	1.3	3.7
Monday, February 17, 2014	0:50	0:10	37	71	34	30	1997	14.2	313	-16		1.1	2.0	1.1	3.3
Monday, February 17, 2014	1:00	0:10	37	51	40	32	1995	15.4	315	-16		1.1	3.3	1.3	3.5
Monday, February 17, 2014	1:10	0:10	38	52	39	34	1997	15.7	315	-17		1.3	4.3	1.1	3.3
Monday, February 17, 2014	1:20	0:10	37	45	39	35	1998	16.8	318	-16		1.1	2.4	1.5	3.9
Monday, February 17, 2014	1:30	0:10	39	52	41	37	1994	17.2	314	-16		1.1	3.7	1.5	4.6
Monday, February 17, 2014	1:40	0:10	42	63	45	36	1983	17.1	314	-16		1.3	5.4	1.1	2.6
Monday, February 17, 2014	1:50	0:10	41	51	43	38	1982	16.9	316	-16		1.3	3.5	1.5	3.5
Monday, February 17, 2014	2:00	0:10	39	50	42	35	1993	15.2	316	-17		1.5	3.3	1.5	3.5
Monday, February 17, 2014	2:10	0:10	36	48	38	35	-4	15.7	318	-17		0.9	2.8	1.7	4.3
Monday, February 17, 2014	2:20</														

Table B-4: Location 2 Winter Compliance Evaluation

Date	Time	Duration	Leq	Lmax	L(10)	L(90)	WT E2	WT E2	Onsite Met	Onsite Met	NWS Plymouth	Loc. 2	Loc. 2	Loc. 6	Loc. 6
	Start Time	(min)	(dBA)	(dBA)	(dBA)	(dBA)	Output (kW)	HH WS (m/s)	WD @ 75m (degrees)	Temp. (°C)	Precip. Obs.	Avg. WS @ 2m (m/s)	Gust WS @ 2m (m/s)	Avg. WS @ 2m (m/s)	Gust WS @ 2m (m/s)
Monday, February 17, 2014	4:50	0:10	45	56	48	40	1982	19.0	322	-18		1.9	4.8	1.5	3.5
Monday, February 17, 2014	5:00	0:10	44	60	47	38	1983	20.3	321	-18		1.7	7.6	1.5	4.1
Monday, February 17, 2014	5:10	0:10	42	53	45	37	1984	20.6	321	-18		1.5	4.3	1.5	5.4
Monday, February 17, 2014	5:20	0:10	40	53	42	38	1983	19.9	321	-18		1.5	3.9	1.7	4.1
Monday, February 17, 2014	5:30	0:10	44	57	47	39	1982	21.1	322	-18		2.0	5.4	1.5	4.6
Monday, February 17, 2014	5:40	0:10	47	60	50	41	1982	21.0	320	-18		2.0	5.7	1.3	3.5
Monday, February 17, 2014	5:50	0:10	44	52	47	41	1981	20.9	321	-18		2.0	4.1	1.1	2.8
Monday, February 17, 2014	6:00	0:10	42	57	44	38	1982	20.0	321	-18		1.3	4.8	1.5	3.5
Monday, February 17, 2014	6:10	0:10	43	56	46	39	1983	20.1	323	-18		1.9	4.6	1.5	4.4
Monday, February 17, 2014	6:20	0:10	45	55	47	41	1984	20.4	323	-18		1.7	3.5	1.1	3.2
Monday, February 17, 2014	6:30	0:10	46	59	48	43	1983	22.2	322	-18		1.9	6.1	0.7	3.3
Monday, February 17, 2014	6:40	0:10	43	55	46	37	1982	20.9	321	-19		1.1	4.4	1.9	5.7
Monday, February 17, 2014	6:50	0:10	43	57	46	38	1981	19.6	325	-18		1.7	5.0	1.5	4.6
Monday, February 17, 2014	7:00	0:10	44	58	47	36	1988	18.3	327	-19		1.7	5.0	1.3	5.6
Monday, February 17, 2014	7:10	0:10	40	52	42	37	1986	18.2	326	-19		1.5	4.1	1.3	3.0
Monday, February 17, 2014	7:20	0:10	43	58	47	36	1985	19.5	326	-19		1.9	5.4	1.5	4.4
Monday, February 17, 2014	7:30	0:10	41	57	44	38	1997	17.8	326	-19		1.7	3.7	1.1	3.9
Monday, February 17, 2014	7:40	0:10	43	57	46	38	1997	18.4	327	-19		1.7	4.6	1.7	5.9
Monday, February 17, 2014	7:50	0:10	43	56	45	39	1998	20.1	321	-19		1.5	3.5	1.7	4.4
Monday, February 17, 2014	8:00	0:10	41	54	43	38	1993	18.8	323	-18		1.3	3.0	1.7	5.0
Monday, February 17, 2014	8:10	0:10	46	59	49	39	1983	18.4	322	-18		1.9	6.3	1.7	6.7
Monday, February 17, 2014	8:20	0:10	42	57	44	37	1982	17.0	319	-18		1.7	4.4	2.0	7.0
Monday, February 17, 2014	8:30	0:10	40	54	42	37	1982	16.7	322	-18		1.3	2.8	1.7	4.1
Monday, February 17, 2014	8:40	0:10	42	59	44	38	1981	17.9	322	-18		1.7	3.7	2.0	5.7
Monday, February 17, 2014	8:50	0:10	44	55	47	39	1981	18.1	321	-17		1.9	5.2	2.0	5.6
Monday, February 17, 2014	9:00	0:10	44	55	46	38	1995	17.6	322	-17		1.9	6.5	1.7	5.2
Monday, February 17, 2014	9:10	0:10	45	60	49	39	1998	18.1	321	-17		1.7	4.8	2.0	6.1
Monday, February 17, 2014	9:20	0:10	43	58	46	39	1997	18.1	321	-17		1.3	4.1	2.0	5.6
Monday, February 17, 2014	9:30	0:10	43	59	46	39	1990	17.7	322	-17		1.9	5.4	2.6	7.8
Monday, February 17, 2014	9:40	0:10	45	61	47	39	1982	17.4	329	-16		1.7	4.6	1.7	5.0
Monday, February 17, 2014	9:50	0:10	41	57	44	38	1983	18.6	327	-16		1.5	3.7	1.5	3.9
Monday, February 17, 2014	10:00	0:10	45	61	47	40	1982	18.4	326	-16		1.7	6.9	1.7	5.2
Monday, February 17, 2014	10:10	0:10	46	56	49	40	1986	19.6	326	-16		1.7	4.1	1.5	4.1
Monday, February 17, 2014	10:20	0:10	44	58	48	37	1998	18.9	324	-15		1.7	4.4	1.3	5.0
Monday, February 17, 2014	10:30	0:10	46	60	49	39	1997	18.1	323	-15		2.4	6.1	2.0	8.2
Monday, February 17, 2014	10:40	0:10	47	58	51	40	1998	19.8	325	-15		2.2	5.9	1.5	3.9
Monday, February 17, 2014	10:50	0:10	47	56	50	40	1997	18.8	324	-15		1.9	5.0	2.2	5.6
Monday, February 17, 2014	11:00	0:10	48	59	52	41	1983	20.8	323	-14		2.2	5.4	1.9	4.8
Monday, February 17, 2014	11:10	0:10	45	53	48	41	1983	21.0	324	-14		2.0	5.7	1.7	5.4
Monday, February 17, 2014	11:20	0:10	43	54	46	38	1982	19.6	322	-14		1.9	4.8	1.7	4.4
Monday, February 17, 2014	11:30	0:10	47	72	50	38	1997	16.9	323	-14		1.9	5.2	2.4	9.1
Monday, February 17, 2014	11:40	0:10	43	61	45	37	1997	16.6	322	-13		1.7	5.4	2.0	5.4
Monday, February 17, 2014	11:50	0:10	45	58	49	39	1997	17.5	324	-13		2.0	5.2	1.5	3.9
Monday, February 17, 2014	12:00	0:10	45	62	47	38	1997	17.3	323	-13		2.0	8.2	1.3	3.5
Monday, February 17, 2014	12:10	0:10	48	60	51	42	1996	18.7	318	-13		2.2	5.6	2.0	6.9
Monday, February 17, 2014	12:20	0:10	46	56	49	40	1998	19.2	322	-13		1.9	4.8	2.0	5.7
Monday, February 17, 2014	12:30	0:10	44	53	48	38	1992	16.6	320	-12		1.5	4.3	2.6	5.7
Monday, February 17, 2014	12:40	0:10	42	53	45	37	1983	16.0	319	-12		1.9	4.8	2.0	4.8
Monday, February 17, 2014	12:50	0:10	45	63	48	38	1990	16.4	319	-12		2.0	5.7	1.9	5.7
Monday, February 17, 2014	13:00	0:10	41	54	44	35	1996	16.7	320	-12		1.9	4.6	2.0	4.4
Monday, February 17, 2014	13:10	0:10	45	63	47	36	1998	17.1	319	-11		1.9	5.0	2.6	5.9
Monday, February 17, 2014	13:20	0:10	42	54	45	37	1997	15.0	320	-11		1.7	4.6	2.6	8.9
Monday, February 17, 2014	13:30	0:10	43	58	47	34	1996	14.8	317	-11		1.5	3.7	2.8	7.2
Monday, February 17, 2014	13:40	0:10	42	56	45	37	1993	16.8	320	-11		1.9	4.6	2.6	6.3
Monday, February 17, 2014	13:50	0:10	45	64	48	40	1999	18.2	319	-11		2.0	5.0	2.4	6.9
Monday, February 17, 2014	14:00	0:10	42	61	45	37	1999	16.4	320	-11		1.9	3.9	1.7	6.1
Monday, February 17, 2014	14:10	0:10	46	62	49	40	143	14.6	313	-11		2.4	5.0	1.9	4.6
Monday, February 17, 2014	14:20	0:10	45	65	47	38	-47	14.2	310	-11		1.9	5.4	1.7	4.4
Monday, February 17, 2014	14:30	0:10	41	53	44	37	-31	13.1	309	-11		1.5	3.2	1.5	5.4
Monday, February 17, 2014	14:40	0:10	40	51	43	36	-26	11.0	312	-10		1.5	4.1	1.5	5.0
Monday, February 17, 2014	14:50	0:10	51	79	50	34	-24	8.5	318	-11		1.5	5.2	1.9	6.3
Monday, February 17, 2014	15:00	0:10	51	83	47	33	-23	8.5	320	-11		1.3	3.7	2.4	7.2
Monday, February 17, 2014	15:10	0:10	37	52	39	33	370	8.1	315	-10		1.3	3.3	1.7	4.3
Monday, February 17, 2014	15:20	0:10	34	44	36	31	912	7.6	310	-10		0.7	2.6	1.5	3.9
Monday, February 17, 2014	15:30	0:10	38	53	41	32	667	9.0	311	-11		1.1	2.8	1.5	4.1
Monday, February 17, 2014	15:40	0:10	37	61	39	34	1150	9.7	310	-11		1.3	3.0	0.9	3.5
Monday, February 17, 2014	15:50	0:10	42	60	45	35	1312	7.4	304	-11		1.1	3.2	1.3	3.2
Monday, February 17, 2014	16:00	0:10	40	50	43	36	765	7.2	316	-11		1.5	4.8	1.5	4.6
Monday, February 17, 2014	16:10	0:10	35	50	37	33	623	7.2	308	-11		0.9	2.2	1.5	4.3
Monday, February 17, 2014	16:20	0:10	37	49	38	34	598	8.5	326	-12		1.7	3.5	2.0	5.2
Monday, February 17, 2014	16:30	0:10	37	45	39	34	949	8.5	333	-12		0.9	1.9	1.3	5.0
Monday, February 17, 2014	16:40	0:10	38	58	39	29	961	10.3	321	-12		0.7	1.9	1.1	2.8
Monday, February 17, 2014	16:50	0:10	33	47	36	28	1517	11.3	311	-12		0.7	2.8	0.6	2.0
Monday, February 17, 2014	17:00	0:10	31	48	33	29	1835	11.6	316	-12		1.1	2.4	0.6	2.4
Monday, February 17, 2014	17:10	0:10	32	44	34	30	1891	12.1	315	-13		0.9	2.2	0.9	3.0
Monday, February 17, 2014	17:20	0:10	35	54	38	31	1936	9.9	319	-13		1.1	4.1	0.6	1.7
Monday, February 17, 2014	17:30	0:10	30	45	32	27	1437	8.4	324	-13		0.6	1.3	0.9	1.9
Monday, February 17, 2014	17:40	0:10	29	43	30	26	967	7.6	330	-13		0.6	1.3	1.1	2.0
Monday, February 17, 2014	17:50	0:10	34	55	34	27	709	9.3	329	-13		0.6	2.8	1.3	3.0
Monday, February 17, 2014	18:00	0:10	30	47	33	27	1245	10.6	314	-13		0.7	2.0	0.9	2.2
Monday, February 17, 2014	18:10	0:10	30	47	31	27	1793	10.6	317	-14		0.7	1.5	1.1	3.0
Monday, February 17, 2014	18:20	0:10	30	37	31	28	1678	11.0	318	-14		0.7	1.7	1.1	3.2
Monday, February 17, 2014	18:30	0:10	31	47	32	29	1793	11.6	313	-14		0.7	2.0	0.2	0.9
Monday, February 17, 2014	18:40	0:10	32	45	33	30	1792	11.3	314	-14		0.7	3.2	0.2	0.9
Monday, February 17, 2014	18:50	0:10	31	51	32	29	1830	10.2	316	-14		0.9	1.9	0.2	1.1
Monday, February 17, 2014	19:00	0:10	31	58	32	29	1446	9.6	321	-14		0.9	1.7	0.0	0.4
Monday, February 17, 2014	19:10	0:10	29	36	31	27	1321	9.2	323	-14		0.9	1.7	0.4	1.1
Monday, February 17, 2014	19:20	0:10	29</												

Table B-4: Location 2 Winter Compliance Evaluation

Date	Time	Duration	Leq	Lmax	L(10)	L(90)	WT E2	WT E2	Onsite Met	Onsite Met	NWS Plymouth	Loc. 2	Loc. 2	Loc. 6	Loc. 6
	Start Time	(min)	(dBA)	(dBA)	(dBA)	(dBA)	Output (kW)	HH WS (m/s)	WD @ 75m (degrees)	Temp. (°C)	Precip. Obs.	Avg. WS @ 2m (m/s)	Gust WS @ 2m (m/s)	Avg. WS @ 2m (m/s)	Gust WS @ 2m (m/s)
Monday, February 17, 2014	21:50	0:10	28	37	30	26	899	8.3	331	-15		1.1	2.2	0.2	0.7
Monday, February 17, 2014	22:00	0:10	25	33	27	23	923	6.9	334	-15		1.1	1.9	0.2	0.9
Monday, February 17, 2014	22:10	0:10	25	41	27	20	463	5.1	355	-15		0.7	1.5	0.7	1.1
Monday, February 17, 2014	22:20	0:10	20	31	22	18	176	3.9	354	-14		0.9	1.9	0.4	0.9
Monday, February 17, 2014	22:30	0:10	19	35	21	16	33	2.4	31	-14		0.9	1.5	0.7	1.3
Monday, February 17, 2014	22:40	0:10	22	36	25	17	-47	1.6	30	-15		1.1	1.9	0.4	1.3
Monday, February 17, 2014	22:50	0:10	20	30	22	18	-46	4.1	39	-14		1.1	1.9	0.6	1.3
Monday, February 17, 2014	23:00	0:10	21	48	22	17	-41	4.3	42	-14		1.1	2.0	0.2	0.7
Monday, February 17, 2014	23:10	0:10	20	44	21	18	32	4.4	63	-13		0.6	1.7	0.4	1.1
Monday, February 17, 2014	23:20	0:10	19	35	20	17	55	4.3	64	-13		0.6	1.3	0.2	0.7
Monday, February 17, 2014	23:30	0:10	20	37	21	17	32	3.4	87	-12		0.7	1.9	0.0	0.6
Monday, February 17, 2014	23:40	0:10	21	50	23	16	-4	3.0	118	-12		0.9	1.9	0.2	0.7
Monday, February 17, 2014	23:50	0:10	21	36	24	17	-41	1.8	134	-12		0.7	1.7	0.2	0.7
Tuesday, February 18, 2014	0:00	0:10	28	63	21	17	-42	1.4	139	-12		0.9	1.7	0.0	0.7
Tuesday, February 18, 2014	0:10	0:10	21	42	23	17	-39	2.0	143	-11		0.9	2.0	0.4	1.1
Tuesday, February 18, 2014	0:20	0:10	23	42	24	20	-38	2.4	137	-12		1.1	2.0	0.0	0.6
Tuesday, February 18, 2014	0:30	0:10	22	31	24	20	-38	3.2	128	-12		0.9	2.0	0.4	0.7
Tuesday, February 18, 2014	0:40	0:10	22	39	23	21	-35	3.3	134	-12		1.3	2.2	0.2	0.7
Tuesday, February 18, 2014	0:50	0:10	24	35	25	22	-20	4.3	127	-12		1.1	2.2	0.2	0.7
Tuesday, February 18, 2014	1:00	0:10	24	35	25	22	59	5.0	128	-13		1.1	1.9	0.2	0.7
Tuesday, February 18, 2014	1:10	0:10	26	38	28	25	140	5.3	128	-13		1.1	1.7	0.4	1.3
Tuesday, February 18, 2014	1:20	0:10	29	36	32	25	168	5.4	127	-13		0.9	2.0	0.0	0.9
Tuesday, February 18, 2014	1:30	0:10	30	50	32	27	227	5.3	131	-13		0.7	1.7	0.0	0.0
Tuesday, February 18, 2014	1:40	0:10	28	39	30	26	201	4.7	138	-13		0.9	1.7	0.0	0.7
Tuesday, February 18, 2014	1:50	0:10	29	40	30	27	127	5.3	140	-13		1.1	1.9	0.0	0.0
Tuesday, February 18, 2014	2:00	0:10	21	40	24	16	166	5.0	144	-12		1.1	2.0	0.2	0.6
Tuesday, February 18, 2014	2:10	0:10	19	29	21	16	-22	5.0	144	-13		0.9	1.7	0.2	1.1
Tuesday, February 18, 2014	2:20	0:10	22	36	26	15	-39	4.8	142	-13		0.9	1.9	0.4	0.9
Tuesday, February 18, 2014	2:30	0:10	22	38	24	16	-38	5.2	139	-13		0.7	1.3	0.2	0.9
Tuesday, February 18, 2014	2:40	0:10	20	35	21	15	-39	5.0	140	-13		1.1	1.7	0.0	0.6
Tuesday, February 18, 2014	2:50	0:10	21	42	24	17	-38	5.9				1.3	1.9	0.4	0.9
Tuesday, February 18, 2014	3:00	0:10	31	41	33	28	-40	6.4	134	-13		1.5	2.2	0.0	0.4
Tuesday, February 18, 2014	3:10	0:10	32	48	35	28	272	5.3	133	-13		1.1	2.0	0.4	1.1
Tuesday, February 18, 2014	3:20	0:10	32	38	34	30	211	5.1	135	-13		1.1	1.7	0.2	0.7
Tuesday, February 18, 2014	3:30	0:10	33	39	35	30	179	5.4	138	-12		1.1	1.5	0.2	1.3
Tuesday, February 18, 2014	3:40	0:10	34	40	36	32	221	6.6	136	-12		0.9	1.3	0.4	1.3
Tuesday, February 18, 2014	3:50	0:10	34	42	36	32	401	7.4	135	-12		0.6	1.3	0.6	1.1
Tuesday, February 18, 2014	4:00	0:10	33	42	36	31	616	8.0	132	-13		0.6	2.0	0.6	1.3
Tuesday, February 18, 2014	4:10	0:10	33	40	35	31	838	8.0	129	-13		0.6	1.5	0.2	0.9
Tuesday, February 18, 2014	4:20	0:10	31	37	32	29	739	7.1	134	-13		0.7	1.1	0.4	0.6
Tuesday, February 18, 2014	4:30	0:10	31	39	33	29	563	7.5	133	-13		0.7	1.3	0.0	0.7
Tuesday, February 18, 2014	4:40	0:10	33	40	34	30	566	8.5	123	-13		0.7	2.0	0.0	0.7
Tuesday, February 18, 2014	4:50	0:10	32	39	33	30	913	9.5	114	-13		0.6	2.0	0.2	0.7
Tuesday, February 18, 2014	5:00	0:10	35	41	37	31	1373	8.9	117	-13		0.4	0.9	0.7	1.5
Tuesday, February 18, 2014	5:10	0:10	34	42	37	29	1252	7.8	121	-14		0.6	1.1	0.9	1.7
Tuesday, February 18, 2014	5:20	0:10	31	39	33	28	748	8.7	117	-14		0.6	1.5	0.2	1.3
Tuesday, February 18, 2014	5:30	0:10	31	41	33	28	1012	8.1	127	-13		0.6	0.9	0.7	2.0
Tuesday, February 18, 2014	5:40	0:10	32	40	34	30	832	8.0	131	-13		0.4	1.1	1.3	2.2
Tuesday, February 18, 2014	5:50	0:10	33	41	35	30	756	8.4	123	-13		0.6	2.2	0.9	1.9
Tuesday, February 18, 2014	6:00	0:10	33	38	34	31	908	8.0	130	-13		0.9	2.0	0.4	1.1
Tuesday, February 18, 2014	6:10	0:10	35	48	37	31	745	8.0	133	-13		0.7	2.0	0.9	1.7
Tuesday, February 18, 2014	6:20	0:10	33	39	34	31	722	8.6	133	-13		0.9	2.0	0.9	1.7
Tuesday, February 18, 2014	6:30	0:10	33	42	35	32	925	10.1	128	-13		0.9	1.9	0.9	1.5
Tuesday, February 18, 2014	6:40	0:10	34	48	36	32	1530	10.4	126	-13		1.1	1.9	0.9	1.9
Tuesday, February 18, 2014	6:50	0:10	38	64	36	31	1701	9.3	128	-13		1.1	2.2	0.7	1.5
Tuesday, February 18, 2014	7:00	0:10	37	54	40	31	1286	9.0	129	-13		0.6	1.5	0.7	1.5
Tuesday, February 18, 2014	7:10	0:10	34	52	35	31	1165	9.7	124	-13		0.7	1.5	0.7	1.7
Tuesday, February 18, 2014	7:20	0:10	34	48	36	31	1359	9.3	121	-13		1.1	2.4	0.6	1.7
Tuesday, February 18, 2014	7:30	0:10	34	47	36	31	1244	9.1	120	-13		0.7	1.9	0.6	1.5
Tuesday, February 18, 2014	7:40	0:10	32	44	34	29	1106	9.7	119	-13		0.6	1.1	0.6	1.1
Tuesday, February 18, 2014	7:50	0:10	32	44	34	29	1407	9.3	118	-13		0.7	1.7	0.7	1.7
Tuesday, February 18, 2014	8:00	0:10	42	49	47	31	1136	10.2	110	-13		0.6	1.7	0.7	1.7
Tuesday, February 18, 2014	8:10	0:10	45	53	49	32	1523	10.5	106	-14		0.7	1.5	0.7	1.7
Tuesday, February 18, 2014	8:20	0:10	45	53	50	32	1617	10.0	105	-14		0.9	2.4	0.7	1.3
Tuesday, February 18, 2014	8:30	0:10	43	52	48	33	1522	10.1	95	-14	1	0.7	2.2	0.7	1.5
Tuesday, February 18, 2014	8:40	0:10	45	52	49	34	1495	9.9	105	-14	1	0.6	1.7	0.6	1.7
Tuesday, February 18, 2014	8:50	0:10	35	51	36	33	1343	9.2	111	-14	1	0.6	1.9	0.7	1.3
Tuesday, February 18, 2014	9:00	0:10	42	51	47	34	1162	9.1	118	-13	1	0.7	3.0	0.7	2.0
Tuesday, February 18, 2014	9:10	0:10	45	52	49	36	1109	9.8	129	-13	1	0.7	1.9	1.1	2.0
Tuesday, February 18, 2014	9:20	0:10	44	56	47	37	1351	9.6	132	-13	1	0.6	1.1	0.7	1.9
Tuesday, February 18, 2014	9:30	0:10	41	60	44	38	1387	9.5	131	-12	1	0.6	3.0	0.7	2.0
Tuesday, February 18, 2014	9:40	0:10	42	54	45	37	1300	10.0	128	-11	1	0.9	2.4	0.4	1.5
Tuesday, February 18, 2014	9:50	0:10	44	63	46	38	1507	10.8	128	-11	1	1.1	2.4	0.2	0.9
Tuesday, February 18, 2014	10:00	0:10	40	50	44	37	1751	9.7	129	-11	1	0.9	2.0	0.6	1.7
Tuesday, February 18, 2014	10:10	0:10	44	50	46	40	1357	9.0	130	-11	1	0.6	1.9	0.9	2.0
Tuesday, February 18, 2014	10:20	0:10	40	49	41	39	1134	8.9	133	-11	1	0.6	1.5	0.9	2.8
Tuesday, February 18, 2014	10:30	0:10	44	54	46	40	1124	8.8	127	-10	1	0.7	1.5	0.6	2.2
Tuesday, February 18, 2014	10:40	0:10	46	63	49	40	1104	9.3	129	-11	1	0.4	1.1	0.4	1.9
Tuesday, February 18, 2014	10:50	0:10	43	65	44	40	1172	9.0	129	-11	1	0.9	1.7	0.7	1.9
Tuesday, February 18, 2014	11:00	0:10	47	61	51	39	1106	9.8	124	-11	1	0.7	1.7	1.3	2.4
Tuesday, February 18, 2014	11:10	0:10	48	58	51	39	1412	10.1	121	-11	1	0.7	1.9	0.7	2.2
Tuesday, February 18, 2014	11:20	0:10	47	54	49	45	1501	9.2	122	-11	1	0.7	2.2	0.6	2.0
Tuesday, February 18, 2014	11:30	0:10	47	55	50	42	1251	9.0	126	-10	1	0.4	1.3	0.7	1.7
Tuesday, February 18, 2014	11:40	0:10	66	78	71	45	1081	9.4	126	-10	1	0.7	2.2	0.7	2.2
Tuesday, February 18, 2014	11:50	0:10	63	80	68	38	1216	8.6	126	-10	1	0.7	2.6	0.4	1.5
Tuesday, February 18, 2014	12:00	0:10	43	54	46	37	960	9.6	125	-10	1	1.1	3.3	0.6	2.2
Tuesday, February 18, 2014	12:10	0:10	44	51	47	37	1317	8.7	119	-10	1	0.9	2.2	0.7	1.9
Tuesday, February 18, 2014	12:20	0:10	45	51	48	37	977	7.9	114	-10	1	0.7	2.4	0.4	1.5
Tuesday, February 18															

Table B-4: Location 2 Winter Compliance Evaluation

Date	Time	Duration	Leq	Lmax	L(10)	L(90)	WT E2	WT E2	Onsite Met	Onsite Met	NWS Plymouth	Loc. 2	Loc. 2	Loc. 6	Loc. 6
	Start Time	(min)	(dBA)	(dBA)	(dBA)	(dBA)	Output (kW)	HH WS (m/s)	WD @ 75m (degrees)	Temp. (°C)	Precip. Obs.	Avg. WS @ 2m (m/s)	Gust WS @ 2m (m/s)	Avg. WS @ 2m (m/s)	Gust WS @ 2m (m/s)
Tuesday, February 18, 2014	14:50	0:10	35	48	37	32	1360	9.4	87	-10	1	0.9	2.6	0.4	1.7
Tuesday, February 18, 2014	15:00	0:10	34	40	36	32	1308	8.1	84	-10	1	1.3	3.5	0.2	0.9
Tuesday, February 18, 2014	15:10	0:10	34	40	35	32	980	7.1	82	-9	1	0.6	1.7	0.4	1.9
Tuesday, February 18, 2014	15:20	0:10	34	40	36	32	708	6.8	81	-9	1	1.1	2.4	0.6	1.7
Tuesday, February 18, 2014	15:30	0:10	33	42	35	31	608	6.7	82	-9	1	0.7	2.0	0.7	2.0
Tuesday, February 18, 2014	15:40	0:10	32	42	33	31	509	6.4	82	-9	1	0.6	1.7	0.4	1.3
Tuesday, February 18, 2014	15:50	0:10	33	42	35	31	420	6.1	83	-9	1	0.9	2.0	0.0	0.9
Tuesday, February 18, 2014	16:00	0:10	34	41	36	32	398	6.3	85	-9	1	1.1	2.2	0.2	1.1
Tuesday, February 18, 2014	16:10	0:10	34	42	36	32	476	6.9	87	-9	1	1.1	2.4	0.4	1.5
Tuesday, February 18, 2014	16:20	0:10	35	44	37	33	627	8.1	85	-9	1	1.1	2.8	0.2	1.3
Tuesday, February 18, 2014	16:30	0:10	34	41	36	32	970	7.8	82	-9	1	0.6	2.0	0.2	1.1
Tuesday, February 18, 2014	16:40	0:10	35	48	36	32	890	6.8	80	-8	1	0.7	2.0	0.2	0.9
Tuesday, February 18, 2014	16:50	0:10	34	45	35	30	593	6.7	78	-8	1	0.7	2.2	0.4	1.1
Tuesday, February 18, 2014	17:00	0:10	31	36	32	29	583	6.7	77	-8	1	0.4	1.1	0.0	0.9
Tuesday, February 18, 2014	17:10	0:10	31	37	33	29	500	6.6	77	-8	1	0.2	1.1	0.2	1.5
Tuesday, February 18, 2014	17:20	0:10	31	46	33	28	499	5.7	79	-8	1	0.4	1.1	0.0	0.7
Tuesday, February 18, 2014	17:30	0:10	27	31	28	25	302	4.8	75	-8	1	0.2	1.1	0.0	0.0
Tuesday, February 18, 2014	17:40	0:10	26	37	27	24	183	5.1	68	-8	1	0.4	1.1	0.0	0.0
Tuesday, February 18, 2014	17:50	0:10	26	35	27	24	176	4.6	65	-8	1	0.0	0.0	0.0	0.0
Tuesday, February 18, 2014	18:00	0:10	25	32	26	24	120	4.0	69	-8	1	0.0	0.0	0.2	0.9
Tuesday, February 18, 2014	18:10	0:10	38	58	42	22	71	2.4	63	-8	1	0.0	0.0	0.0	0.2
Tuesday, February 18, 2014	18:20	0:10	24	32	26	21	-37	1.9	60	-8	1	0.0	0.0	0.0	0.0
Tuesday, February 18, 2014	18:30	0:10	24	44	25	22	-41	1.7	58	-8	1	0.0	0.0	0.0	0.0
Tuesday, February 18, 2014	18:40	0:10	25	43	27	22	-38	1.6	56	-7	1	0.0	0.0	0.0	0.0
Tuesday, February 18, 2014	18:50	0:10	32	48	36	22	-40	1.8	50	-7	1	0.0	0.0	0.0	0.0
Tuesday, February 18, 2014	19:00	0:10	24	31	25	22	-39	2.6	49	-7	1	0.0	0.0	0.0	0.0
Tuesday, February 18, 2014	19:10	0:10	23	28	25	21	-23	2.6	51	-7	1	0.0	0.0	0.0	0.0
Tuesday, February 18, 2014	19:20	0:10	22	29	24	20	-42	2.6	53	-7	1	0.0	0.0	0.0	0.0
Tuesday, February 18, 2014	19:30	0:10	30	44	33	24	-40	2.5	48	-7	1	0.0	0.0	0.0	0.0
Tuesday, February 18, 2014	19:40	0:10	23	34	25	21	-39	1.8	37	-7	1	0.0	0.0	0.0	0.2
Tuesday, February 18, 2014	19:50	0:10	31	48	36	21	-39	1.8	32	-7	1	0.0	0.0	0.2	1.1
Tuesday, February 18, 2014	20:00	0:10	23	43	25	21	-39	2.0	19	-7	1	0.0	0.0	0.0	0.7
Tuesday, February 18, 2014	20:10	0:10	29	43	32	22	-40	2.4	29	-7	1	0.0	0.0	0.6	1.5
Tuesday, February 18, 2014	20:20	0:10	34	53	38	22	-32	2.6	18	-7	1	0.0	0.0	0.4	1.1
Tuesday, February 18, 2014	20:30	0:10	32	52	34	22	-20	2.9	7	-7	1	0.0	0.0	0.0	0.0
Tuesday, February 18, 2014	20:40	0:10	23	31	25	21	-23	3.1	14	-7	1	0.0	0.0	0.2	1.9
Tuesday, February 18, 2014	20:50	0:10	26	31	28	24	-22	3.7	334	-8	1	0.0	0.7	0.6	1.7
Tuesday, February 18, 2014	21:00	0:10	27	34	29	26	0	4.0	320	-8	1	0.2	1.1	0.2	1.1
Tuesday, February 18, 2014	21:10	0:10	29	35	31	27	24	4.6	316	-8	1	0.2	1.1	0.6	1.3
Tuesday, February 18, 2014	21:20	0:10	31	38	33	29	76	5.0	309	-8	1	0.4	1.3	0.4	0.9
Tuesday, February 18, 2014	21:30	0:10	30	41	31	29	169	5.8	308	-8	1	0.4	1.5	0.0	0.9
Tuesday, February 18, 2014	21:40	0:10	31	44	33	30	290	6.3	305	-8	1	0.2	1.1	0.2	1.1
Tuesday, February 18, 2014	21:50	0:10	32	38	33	30	385	6.8	300	-8	1	0.4	1.5	0.4	1.1
Tuesday, February 18, 2014	22:00	0:10	31	38	33	29	561	6.4	294	-7	1	0.2	1.1	0.6	1.5
Tuesday, February 18, 2014	22:10	0:10	33	44	34	31	425	4.8	294	-7	1	0.2	1.1	0.2	0.9
Tuesday, February 18, 2014	22:20	0:10	33	45	35	30	126	3.7	291	-8	1	0.4	1.3	0.4	1.5
Tuesday, February 18, 2014	22:30	0:10	32	37	34	30	55	3.5	286	-8	1	0.4	1.1	0.4	1.1
Tuesday, February 18, 2014	22:40	0:10	33	43	34	31	-5	4.7	281	-8	1	0.2	1.3	0.0	0.7
Tuesday, February 18, 2014	22:50	0:10	32	40	34	31	117	4.9	283	-8	1	0.4	0.9	0.0	0.0
Tuesday, February 18, 2014	23:00	0:10	34	40	36	32	153	6.7	282	-8	1	0.2	0.9	0.0	0.0
Tuesday, February 18, 2014	23:10	0:10	33	39	35	30	527	8.5	283	-8	1	0.0	0.0	0.0	0.0
Tuesday, February 18, 2014	23:20	0:10	31	41	33	29	1079	7.0	299	-8	1	0.0	0.0	0.0	0.0
Tuesday, February 18, 2014	23:30	0:10	32	37	33	30	617	7.3	332	-8	1	0.0	0.0	0.2	0.6
Tuesday, February 18, 2014	23:40	0:10	30	37	32	28	832	7.6	320	-8	1	0.7	1.7	0.2	0.7
Tuesday, February 18, 2014	23:50	0:10	31	39	33	28	911	7.3	312	-8	1	0.4	1.3	0.2	1.1
Wednesday, February 19, 2014	0:00	0:10	31	39	33	29	836	8.3	319	-8	1	0.2	1.1	0.0	0.6
Wednesday, February 19, 2014	0:10	0:10	31	37	32	29	1062	7.3	315	-8	1	0.2	1.5	0.0	0.6
Wednesday, February 19, 2014	0:20	0:10	31	40	33	29	956	9.4	303	-9	1	0.0	0.0	0.0	0.0
Wednesday, February 19, 2014	0:30	0:10	30	38	32	28	1486	8.8	303	-8	1	0.0	0.0	0.0	0.0
Wednesday, February 19, 2014	0:40	0:10	30	46	31	28	1216	8.2	300	-9	1	0.2	1.9	0.0	0.0
Wednesday, February 19, 2014	0:50	0:10	31	44	33	29	1261	8.9	293	-9	1	0.2	1.3	0.0	0.0
Wednesday, February 19, 2014	1:00	0:10	30	37	32	28	1222	10.0	296	-8	1	0.0	1.3	0.0	0.0
Wednesday, February 19, 2014	1:10	0:10	29	39	31	25	1618	7.7	305	-8	1	0.0	1.5	0.0	0.0
Wednesday, February 19, 2014	1:20	0:10	29	38	31	26	858	7.4	316	-9	1	0.0	0.0	0.2	0.7
Wednesday, February 19, 2014	1:30	0:10	28	36	30	25	944	7.3	321	-9	1	0.4	1.5	0.0	0.0
Wednesday, February 19, 2014	1:40	0:10	29	45	31	26	829	8.0	308	-9	1	0.6	1.7	0.0	0.0
Wednesday, February 19, 2014	1:50	0:10	27	35	29	23	999	6.6	317	-9	1	0.2	1.7	0.2	0.7
Wednesday, February 19, 2014	2:00	0:10	17	27	18	16	664	6.0	325	-9	1	0.0	0.0	0.0	0.6
Wednesday, February 19, 2014	2:10	0:10	19	32	22	16	-28	6.3	329	-8	1	0.0	0.0	0.0	0.0
Wednesday, February 19, 2014	2:20	0:10	19	33	21	17	-40	5.9	330	-8	1	0.4	2.0	0.2	0.6
Wednesday, February 19, 2014	2:30	0:10	21	44	21	17	-38	5.9	324	-8	1	0.9	1.7	0.0	0.4
Wednesday, February 19, 2014	2:40	0:10	21	37	24	16	-38	5.1	324	-8	1	0.4	1.5	0.2	0.7
Wednesday, February 19, 2014	2:50	0:10	22	40	25	15	-39	5.2	322	-8	1	0.4	1.3	0.0	0.2
Wednesday, February 19, 2014	3:00	0:10	22	34	25	15	-39	5.1	317	-8	1	0.2	0.9	0.0	0.0
Wednesday, February 19, 2014	3:10	0:10	22	35	23	19	135	4.6	309	-8	1	0.2	1.1	0.0	0.0
Wednesday, February 19, 2014	3:20	0:10	22	37	23	19	114	3.6	320	-8	1	0.0	0.6	0.0	0.0
Wednesday, February 19, 2014	3:30	0:10	22	34	23	19	12	3.3	320	-8	1	0.0	0.0	0.0	0.9
Wednesday, February 19, 2014	3:40	0:10	22	34	25	18	-13	4.5	278	-8	1	0.0	0.0	0.2	0.7
Wednesday, February 19, 2014	3:50	0:10	21	33	22	18	76	4.9	263	-8	1	0.0	0.0	0.0	0.7
Wednesday, February 19, 2014	4:00	0:10	24	34	28	19	113	7.0	248	-8	1	0.2	0.9	0.2	1.5
Wednesday, February 19, 2014	4:10	0:10	29	35	30	27	491	8.6	240	-8	1	0.0	0.2	0.7	2.8
Wednesday, February 19, 2014	4:20	0:10	33	47	37	29	1037	7.5	237	-8	1	0.0	0.0	0.6	2.2
Wednesday, February 19, 2014	4:30	0:10	30	47	32	26	696	6.8	234	-8	1	0.0	0.0	0.6	2.0
Wednesday, February 19, 2014	4:40	0:10	28	33	29	26	503	6.7	231	-8	1	0.0	0.0	0.9	2.4
Wednesday, February 19, 2014	4:50	0:10	26	33	28	24	422	6.4	229	-8	1	0.2	0.9	0.2	1.1
Wednesday, February 19, 2014	5:00	0:10	26	34	27	24	332	5.5	237	-8	1	0.2	1.1	0.2	0.9
Wednesday, February 19, 2014	5:10	0:10	26	36	28	24	231	5.9	235	-8	1	0.4	0.9	0.2	0.9
Wednesday, February 19, 2014	5:20	0:10	24	34	26	22	304	4.5	229	-8	1	0.2	0.9	0.2	0.7
Wednesday, February															

Table B-4: Location 2 Winter Compliance Evaluation

Date	Time	Duration	Leq	Lmax	L(10)	L(90)	WT E2	WT E2	Onsite Met	Onsite Met	NWS Plymouth	Loc. 2	Loc. 2	Loc. 6	Loc. 6
	Start Time	(min)	(dBA)	(dBA)	(dBA)	(dBA)	Output (kW)	HH WS (m/s)	WD @ 75m (degrees)	Temp. (°C)	Precip. Obs.	Avg. WS @ 2m (m/s)	Gust WS @ 2m (m/s)	Avg. WS @ 2m (m/s)	Gust WS @ 2m (m/s)
Wednesday, February 19, 2014	7:50	0:10	33	44	36	26	-20	3.2	183	-7		0.0	0.0	0.2	0.7
Wednesday, February 19, 2014	8:00	0:10	38	50	39	36	-18	4.9	163	-7		0.4	1.3	0.2	1.1
Wednesday, February 19, 2014	8:10	0:10	37	44	39	35	100	6.1	155	-6		0.6	1.7	0.4	1.5
Wednesday, February 19, 2014	8:20	0:10	37	50	40	32	250	3.3	149	-7		0.4	1.1	0.4	1.3
Wednesday, February 19, 2014	8:30	0:10	37	44	40	29	-11	5.5	139	-6		0.4	1.3	0.7	1.7
Wednesday, February 19, 2014	8:40	0:10	33	51	35	29	181	7.0	135	-7		0.2	0.9	0.2	1.1
Wednesday, February 19, 2014	8:50	0:10	37	53	35	29	494	6.0	135	-6		0.4	1.5	0.7	1.7
Wednesday, February 19, 2014	9:00	0:10	34	57	36	30	241	5.7	140	-6		0.6	1.5	0.9	1.7
Wednesday, February 19, 2014	9:10	0:10	34	41	36	32	238	6.7	131	-6		0.4	1.1	0.9	1.7
Wednesday, February 19, 2014	9:20	0:10	43	71	39	34	371	6.0	136	-5		0.6	1.5	0.2	0.9
Wednesday, February 19, 2014	9:30	0:10	39	60	39	36	269	5.0	144	-5		0.4	0.9	0.7	1.5
Wednesday, February 19, 2014	9:40	0:10	36	45	38	34	146	5.7	142	-6		0.6	1.3	0.9	1.7
Wednesday, February 19, 2014	9:50	0:10	39	46	40	36	212	7.7	141	-6		0.6	1.3	1.1	1.9
Wednesday, February 19, 2014	10:00	0:10	38	42	39	36	573	7.3	137	-6		1.1	2.8	0.4	1.5
Wednesday, February 19, 2014	10:10	0:10	38	44	39	36	529	7.5	140	-6		0.6	1.9	0.0	0.7
Wednesday, February 19, 2014	10:20	0:10	38	47	39	37	525	6.6	144	-6		0.9	2.4	0.4	1.5
Wednesday, February 19, 2014	10:30	0:10	39	47	40	36	376	5.0	147	-6		0.7	1.9	0.6	1.7
Wednesday, February 19, 2014	10:40	0:10	38	44	39	37	160	4.5	148	-6		0.9	2.0	1.3	2.4
Wednesday, February 19, 2014	10:50	0:10	42	50	44	38	106	5.3	149	-6		0.9	2.0	1.1	2.0
Wednesday, February 19, 2014	11:00	0:10	42	46	43	39	203	6.5	152	-6		1.1	3.0	1.3	2.8
Wednesday, February 19, 2014	11:10	0:10	38	55	40	36	385	5.4	145	-6		0.9	2.4	1.1	2.6
Wednesday, February 19, 2014	11:20	0:10	39	55	40	37	249	5.5	147	-6		0.7	1.9	1.5	2.8
Wednesday, February 19, 2014	11:30	0:10	47	66	43	37	249	5.9	146	-6		0.6	2.0	1.7	3.2
Wednesday, February 19, 2014	11:40	0:10	47	69	43	38	288	7.1	136	-6		0.7	3.9	1.5	4.1
Wednesday, February 19, 2014	11:50	0:10	35	41	36	33	531	5.7	138	-6		1.1	2.6	0.6	1.7
Wednesday, February 19, 2014	12:00	0:10	36	46	38	35	260	5.2	142	-6		0.4	1.3	0.7	2.2
Wednesday, February 19, 2014	12:10	0:10	34	46	37	30	168	3.8	151	-6	1	0.7	1.9	1.3	2.8
Wednesday, February 19, 2014	12:20	0:10	37	46	39	34	43	5.5	140	-6	1	0.9	2.0	1.3	3.0
Wednesday, February 19, 2014	12:30	0:10	35	43	36	33	225	6.0	133	-6		0.7	1.9	1.7	3.5
Wednesday, February 19, 2014	12:40	0:10	36	54	38	33	295	5.9	134	-6		0.7	1.5	1.3	2.4
Wednesday, February 19, 2014	12:50	0:10	34	42	36	32	275	6.3	128	-6		0.7	2.8	1.3	2.6
Wednesday, February 19, 2014	13:00	0:10	41	70	41	33	320	7.3	124	-5		0.6	2.0	1.3	2.4
Wednesday, February 19, 2014	13:10	0:10	36	48	39	32	507	7.2	122	-6	1	0.7	2.4	0.7	2.0
Wednesday, February 19, 2014	13:20	0:10	50	67	49	34	539	7.0	124	-6	1	0.7	2.2	0.6	1.5
Wednesday, February 19, 2014	13:30	0:10	48	65	51	39	469	7.7	125	-6	1	0.6	1.9	1.3	2.0
Wednesday, February 19, 2014	13:40	0:10	45	55	48	37	638	9.1	117	-6	1	0.6	2.2	1.3	2.2
Wednesday, February 19, 2014	13:50	0:10	51	64	55	38	1147	9.3	113	-6	1	0.9	3.0	0.9	1.7
Wednesday, February 19, 2014	14:00	0:10	45	57	48	42	1228	9.5	116	-6	1	0.7	2.8	0.9	1.9
Wednesday, February 19, 2014	14:10	0:10	40	58	43	32	0	8.5	116	-6	1	0.7	3.0	1.3	2.8
Wednesday, February 19, 2014	14:20	0:10	37	53	36	32	-20	9.2	116	-6	1	0.6	2.0	1.3	2.6
Wednesday, February 19, 2014	14:30	0:10	35	49	38	30	-20	9.4	107	-6	1	1.1	3.5	1.1	2.2
Wednesday, February 19, 2014	14:40	0:10	31	42	34	28	-20	8.3	113	-6	1	1.1	2.6	1.3	2.4
Wednesday, February 19, 2014	14:50	0:10	31	43	33	27	-20	7.8	109	-6	1	0.9	3.7	1.1	2.2
Wednesday, February 19, 2014	15:00	0:10	32	41	35	28	-20	8.2	107	-6	1	0.7	2.6	1.3	2.4
Wednesday, February 19, 2014	15:10	0:10	35	41	36	33	362	8.1	110	-5	1	0.9	2.6	0.9	2.4
Wednesday, February 19, 2014	15:20	0:10	35	49	37	33	814	8.4	111	-6	1	1.1	3.0	1.1	1.9
Wednesday, February 19, 2014	15:30	0:10	34	42	35	32	998	8.0	108	-6	1	0.9	2.8	0.9	2.0
Wednesday, February 19, 2014	15:40	0:10	34	38	36	32	853	7.8	107	-6	1	1.1	2.6	1.1	2.0
Wednesday, February 19, 2014	15:50	0:10	33	38	35	32	795	7.1	109	-6	1	0.7	2.4	0.7	1.7
Wednesday, February 19, 2014	16:00	0:10	33	39	34	31	586	7.4	107	-6	1	0.7	1.9	0.9	2.6
Wednesday, February 19, 2014	16:10	0:10	33	41	34	31	735	7.2	106	-6	1	0.7	1.7	0.7	2.0
Wednesday, February 19, 2014	16:20	0:10	33	42	35	32	664	7.3	105	-6	1	0.7	1.7	0.4	1.5
Wednesday, February 19, 2014	16:30	0:10	38	49	41	34	748	7.2	99	-6	1	0.6	1.7	0.7	1.9
Wednesday, February 19, 2014	16:40	0:10	48	61	51	43	722	7.7	90	-6	1	0.9	2.4	0.2	0.9
Wednesday, February 19, 2014	16:50	0:10	45	62	50	35	738	6.7	103	-6	1	0.6	1.9	0.4	1.1
Wednesday, February 19, 2014	17:00	0:10	37	42	39	34	491	6.9	98	-6	1	0.2	0.9	0.6	1.3
Wednesday, February 19, 2014	17:10	0:10	39	51	41	34	517	5.7	102	-6	1	0.6	2.0	0.4	1.1
Wednesday, February 19, 2014	17:20	0:10	33	41	37	29	322	6.1	99	-6	1	0.2	1.9	0.4	0.9
Wednesday, February 19, 2014	17:30	0:10	30	38	32	28	372	5.9	95	-6		0.2	0.6	0.6	0.9
Wednesday, February 19, 2014	17:40	0:10	35	56	36	30	345	6.8	98	-5		0.2	1.1	0.4	0.9
Wednesday, February 19, 2014	17:50	0:10	31	37	33	29	544	6.8	98	-5		0.4	1.1	0.6	0.9
Wednesday, February 19, 2014	18:00	0:10	30	37	32	28	575	6.1	95	-5		0.6	1.5	0.2	0.7
Wednesday, February 19, 2014	18:10	0:10	27	36	29	25	396	5.7	90	-5		0.4	1.1	0.2	0.6
Wednesday, February 19, 2014	18:20	0:10	24	29	26	23	245	4.9	92	-5		0.6	1.7	0.0	0.0
Wednesday, February 19, 2014	18:30	0:10	23	30	24	22	146	4.8	90	-5		0.6	1.1	0.0	0.0
Wednesday, February 19, 2014	18:40	0:10	22	27	23	21	155	3.4	91	-5		0.2	0.6	0.0	0.0
Wednesday, February 19, 2014	18:50	0:10	24	30	26	22	33	2.9	87	-5		0.0	0.0	0.0	0.0
Wednesday, February 19, 2014	19:00	0:10	27	34	28	25	-11	2.8	96	-5		0.2	0.7	0.0	0.0
Wednesday, February 19, 2014	19:10	0:10	24	31	26	21	-26	2.8	94	-5		0.7	1.1	-0.0	0.0
Wednesday, February 19, 2014	19:20	0:10	21	29	23	20	-28	2.2	103	-5		0.2	0.6	0.0	0.0
Wednesday, February 19, 2014	19:30	0:10	21	30	22	19	-32	2.9	91	-5		0.0	0.0	0.0	0.0
Wednesday, February 19, 2014	19:40	0:10	20	28	22	18	-40	2.7	119	-5		0.0	0.4	0.0	0.0
Wednesday, February 19, 2014	19:50	0:10	31	65	19	16	-43	2.0	140	-5		0.0	0.0	0.0	0.0
Wednesday, February 19, 2014	20:00	0:10	17	39	17	15	-40	1.3	167	-4		0.2	0.7	0.0	0.0
Wednesday, February 19, 2014	20:10	0:10	16	28	16	15	-38	1.1	174	-5		0.0	0.0	0.0	0.0
Wednesday, February 19, 2014	20:20	0:10	18	34	17	15	-38	0.8	200	-4		0.4	0.9	0.0	0.0
Wednesday, February 19, 2014	20:30	0:10	18	31	21	15	-38	0.5	211	-4		0.2	0.9	0.0	0.0
Wednesday, February 19, 2014	20:40	0:10	16	25	17	15	-39	0.7	237	-4		0.0	0.0	0.0	0.0
Wednesday, February 19, 2014	20:50	0:10	19	32	22	15	-37	1.4	242	-4	1	0.0	0.0	0.0	0.0
Wednesday, February 19, 2014	21:00	0:10	16	29	16	14	-36	2.6	265	-4	1	0.0	0.0	0.0	0.0
Wednesday, February 19, 2014	21:10	0:10	19	30	21	16	-34	3.3	271	-4	1	0.0	0.0	0.0	0.0
Wednesday, February 19, 2014	21:20	0:10	22	42	24	20	-29	3.4	288	-4	1	0.0	0.0	0.0	0.0
Wednesday, February 19, 2014	21:30	0:10	22	30	24	21	17	4.6	281	-4	1	0.0	0.0	0.0	0.0
Wednesday, February 19, 2014	21:40	0:10	34	52	36	22	106	5.6	279	-4	1	0.0	0.0	0.0	0.0
Wednesday, February 19, 2014	21:50	0:10	27	33	29	25	203	6.6	282	-4	1	0.0	0.0	0.0	0.0
Wednesday, February 19, 2014	22:00	0:10	30	44	31	28	428	8.1	283	-4	1	0.0	0.0	0.0	0.0
Wednesday, February 19, 2014	22:10	0:10	31	38	33	29	891	8.1	285	-4	1	0.0	0.0	0.0	0.6
Wednesday, February 19, 2014	22:20	0:10	33	44	34	31	906	9.6	284	-3	1	0.4	0.9	0.0	0.0
Wednesday, February 19, 2014	22:30	0:10	34	42	36	32	1224								

Table B-4: Location 2 Winter Compliance Evaluation

Date	Time	Duration	Leq	Lmax	L(10)	L(90)	WT E2	WT E2	Onsite Met	Onsite Met	NWS Plymouth	Loc. 2	Loc. 2	Loc. 6	Loc. 6
	Start Time	(min)	(dBA)	(dBA)	(dBA)	(dBA)	Output (kW)	HH WS (m/s)	WD @ 75m (degrees)	Temp. (°C)	Precip. Obs.	Avg. WS @ 2m (m/s)	Gust WS @ 2m (m/s)	Avg. WS @ 2m (m/s)	Gust WS @ 2m (m/s)
Thursday, February 20, 2014	0:50	0:10	37	52	38	34	1917	12.7	304	-2		1.1	2.8	2.4	4.8
Thursday, February 20, 2014	1:00	0:10	36	46	37	35	1937	13.9	303	-2		1.3	3.3	2.4	5.7
Thursday, February 20, 2014	1:10	0:10	37	44	38	36	1981	15.0	301	-2		1.3	3.2	2.6	6.3
Thursday, February 20, 2014	1:20	0:10	40	55	41	37	1998	16.0	302	-2		1.3	4.3	2.0	4.4
Thursday, February 20, 2014	1:30	0:10	39	50	40	37	1997	15.9	300	-2		1.1	3.2	2.4	5.4
Thursday, February 20, 2014	1:40	0:10	39	50	40	38	1999	16.2	301	-2		1.1	3.5	2.4	6.3
Thursday, February 20, 2014	1:50	0:10	39	47	40	38	2000	14.8	300	-2		1.3	3.2	2.6	6.1
Thursday, February 20, 2014	2:00	0:10	39	47	40	37	1237	14.6	301	-2		1.1	2.4	2.6	5.4
Thursday, February 20, 2014	2:10	0:10	40	47	41	38	-35	15.6	300	-2		1.3	5.0	2.0	5.7
Thursday, February 20, 2014	2:20	0:10	41	48	42	40	-34	16.5	299	-2		1.1	3.0	1.9	4.4
Thursday, February 20, 2014	2:30	0:10	40	46	41	38	-33	15.8	301	-2		0.9	2.8	1.1	2.8
Thursday, February 20, 2014	2:40	0:10	37	47	38	35	-25	16.2	302	-2		0.9	2.4	0.7	2.4
Thursday, February 20, 2014	2:50	0:10	34	44	35	33	-24	15.7	303	-2		0.7	2.0	0.6	2.0
Thursday, February 20, 2014	3:00	0:10	35	43	36	33	-22	16.1	302	-2		0.6	2.0	0.6	1.9
Thursday, February 20, 2014	3:10	0:10	34	42	35	33	1736	14.5	302	-2		0.7	2.0	0.4	1.7
Thursday, February 20, 2014	3:20	0:10	33	44	35	32	2000	14.5	305	-3		0.7	1.9	0.4	1.5
Thursday, February 20, 2014	3:30	0:10	33	38	34	32	1999	14.4	303	-3		0.4	1.5	0.2	0.9
Thursday, February 20, 2014	3:40	0:10	33	37	34	32	2000	13.9	304	-3		0.6	1.3	0.2	0.9
Thursday, February 20, 2014	3:50	0:10	34	40	36	32	2000	14.5	302	-3		0.7	1.9	0.4	1.7
Thursday, February 20, 2014	4:00	0:10	34	38	36	33	2000	14.1	292	-3		0.6	1.7	0.4	1.5
Thursday, February 20, 2014	4:10	0:10	34	40	35	33	1999	13.3	295	-3		0.6	1.9	0.6	1.9
Thursday, February 20, 2014	4:20	0:10	34	38	35	32	1977	13.1	291	-3		0.6	1.1	0.7	3.0
Thursday, February 20, 2014	4:30	0:10	34	38	35	32	1996	12.7	289	-3		0.6	1.7	0.2	1.3
Thursday, February 20, 2014	4:40	0:10	34	40	35	33	1986	13.6	289	-3		0.6	1.1	0.2	0.9
Thursday, February 20, 2014	4:50	0:10	34	42	36	33	1996	13.3	289	-3		0.6	1.3	0.4	1.5
Thursday, February 20, 2014	5:00	0:10	35	39	36	33	1994	14.0	291	-3		0.6	1.1	0.4	2.2
Thursday, February 20, 2014	5:10	0:10	34	38	35	33	1997	15.4	295	-3		0.4	1.1	0.9	3.3
Thursday, February 20, 2014	5:20	0:10	35	38	36	34	1999	15.9	294	-3		0.4	1.5	1.7	4.1
Thursday, February 20, 2014	5:30	0:10	35	41	36	34	1997	16.8	297	-3		0.6	2.6	1.3	3.0
Thursday, February 20, 2014	5:40	0:10	35	42	36	34	1997	16.8	297	-3		0.6	2.2	0.9	2.2
Thursday, February 20, 2014	5:50	0:10	35	40	36	34	1998	16.9	299	-3		0.6	1.3	1.5	3.7
Thursday, February 20, 2014	6:00	0:10	35	42	36	34	1998	16.8	300	-3		0.6	1.1	1.7	4.8
Thursday, February 20, 2014	6:10	0:10	36	41	37	34	1998	16.0	300	-3		0.6	1.3	1.7	4.3
Thursday, February 20, 2014	6:20	0:10	36	41	37	35	1999	16.7	303	-3		0.7	1.7	1.1	3.0
Thursday, February 20, 2014	6:30	0:10	38	48	41	36	1999	16.3	303	-3		0.6	1.5	1.5	5.0
Thursday, February 20, 2014	6:40	0:10	38	55	39	36	1999	16.2	304	-3		0.9	2.0	1.1	2.6
Thursday, February 20, 2014	6:50	0:10	38	50	40	36	1999	15.8	302	-3		0.7	1.5	1.3	3.7
Thursday, February 20, 2014	7:00	0:10	39	54	40	35	1999	15.7	301	-3		0.6	1.1	0.7	2.0
Thursday, February 20, 2014	7:10	0:10	38	54	41	35	1998	14.1	299	-3		0.7	2.0	0.7	2.0
Thursday, February 20, 2014	7:20	0:10	40	58	43	34	1999	13.2	303	-3		0.6	1.3	0.7	2.0
Thursday, February 20, 2014	7:30	0:10	38	51	40	34	1998	12.5	303	-3		0.6	1.9	0.9	3.5
Thursday, February 20, 2014	7:40	0:10	39	57	40	34	1998	13.3	303	-3		0.6	1.9	1.7	5.0
Thursday, February 20, 2014	7:50	0:10	42	60	43	35	1999	14.7	304	-3		0.6	1.7	1.7	4.6
Thursday, February 20, 2014	8:00	0:10	43	59	45	37	1998	15.1	309	-3		0.7	2.6	1.1	2.8
Thursday, February 20, 2014	8:10	0:10	40	50	41	38	1997	16.1	305	-3		0.9	2.2	1.1	4.3
Thursday, February 20, 2014	8:20	0:10	39	51	40	37	1998	16.5	306	-3		1.3	3.0	1.7	4.8
Thursday, February 20, 2014	8:30	0:10	45	60	48	39	1998	16.0	303	-2		1.3	4.1	1.9	4.1
Thursday, February 20, 2014	8:40	0:10	44	58	46	40	1998	15.4	302	-2		1.7	3.3	1.9	5.9
Thursday, February 20, 2014	8:50	0:10	43	62	45	39	1999	16.0	301	-2		1.5	4.3	2.0	4.8
Thursday, February 20, 2014	9:00	0:10	44	58	47	39	1997	16.6	299	-2		1.7	5.4	1.9	4.3
Thursday, February 20, 2014	9:10	0:10	44	54	46	42	2000	15.4	303	-2		1.5	4.1	2.0	6.3
Thursday, February 20, 2014	9:20	0:10	45	59	47	39	1999	16.4	302	-1		1.7	4.6	1.7	5.7
Thursday, February 20, 2014	9:30	0:10	46	57	48	42	2000	16.5	301	-1		1.9	4.6	1.5	3.9
Thursday, February 20, 2014	9:40	0:10	52	67	56	45	2000	13.5	294	-1		1.3	3.0	2.0	4.4
Thursday, February 20, 2014	9:50	0:10	54	68	59	40	1987	12.8	293	-1		1.3	4.4	2.2	5.7
Thursday, February 20, 2014	10:00	0:10	56	69	59	42	1934	11.6	292	0		0.9	3.5	2.2	5.4
Thursday, February 20, 2014	10:10	0:10	49	62	52	43	1757	12.6	287	0		1.3	5.0	2.4	5.7
Thursday, February 20, 2014	10:20	0:10	43	50	46	38	1953	12.1	288	0		1.1	3.3	1.9	3.7
Thursday, February 20, 2014	10:30	0:10	43	52	45	39	1881	11.0	290	0		1.5	4.3	2.2	5.6
Thursday, February 20, 2014	10:40	0:10	41	56	44	37	1728	10.8	288	1		1.7	3.3	2.0	4.6
Thursday, February 20, 2014	10:50	0:10	40	52	44	37	1608	11.0	289	1		1.9	4.1	1.9	3.9
Thursday, February 20, 2014	11:00	0:10	43	49	45	39	1613	10.5	289	1		1.9	3.7	1.9	4.3
Thursday, February 20, 2014	11:10	0:10	42	52	45	38	1576	11.3	284	1		1.7	5.4	2.2	4.1
Thursday, February 20, 2014	11:20	0:10	41	59	43	37	1865	11.1	286	2		1.3	3.7	1.9	4.1
Thursday, February 20, 2014	11:30	0:10	43	58	47	36	1772	10.8	286	2		1.5	3.2	2.0	5.6
Thursday, February 20, 2014	11:40	0:10	45	70	46	38	1722	11.0	280	3		1.1	2.2	2.0	5.7

Table B-5: Location 3 Winter Compliance Evaluation

Date	Time	Duration	Leq	Lmax	L(10)	L(90)	WT E2	WT E2	Onsite Met	Onsite Met	NWS Plymouth	Loc. 6	Loc. 6
	Start Time	(min)	(dBA)	(dBA)	(dBA)	(dBA)	Output (kW)	HH WS (m/s)	WD @ 75m (degrees)	Temp. (°C)	Precip. Obs.	Avg. WS @ 2m (m/s)	Gust WS @ 2m (m/s)
Thursday, January 23, 2014	18:50	0:10	58	83	60	39	1861	11.1	316	-18		0.7	2.0
Thursday, January 23, 2014	19:00	0:10	57	75	60	36	1393	9.8	311	-18		0.6	1.9
Thursday, January 23, 2014	19:10	0:10	55	72	59	40	1636	10.5	317	-18		0.4	1.9
Thursday, January 23, 2014	19:20	0:10	66	92	64	38	1614	10.4	312	-18		0.2	1.3
Thursday, January 23, 2014	19:30	0:10	55	70	59	36	1513	10.1	308	-18		0.2	0.9
Thursday, January 23, 2014	19:40	0:10	59	76	63	41	1225	9.3	305	-18		0.4	1.1
Thursday, January 23, 2014	19:50	0:10	54	68	59	38	1264	9.2	308	-18		0.4	0.9
Thursday, January 23, 2014	20:00	0:10	53	68	58	34	1374	9.8	310	-18		0.7	2.2
Thursday, January 23, 2014	20:10	0:10	55	73	59	35	1560	10.3	309	-18		0.7	2.0
Thursday, January 23, 2014	20:20	0:10	53	68	57	35	1509	10.0	311	-18		0.9	2.0
Thursday, January 23, 2014	20:30	0:10	56	75	60	39	1568	10.2	312	-18		0.9	2.2
Thursday, January 23, 2014	20:40	0:10	54	75	57	38	1559	10.5	310	-18		0.9	3.3
Thursday, January 23, 2014	20:50	0:10	56	74	60	38	1534	10.3	312	-18		0.9	2.0
Thursday, January 23, 2014	21:00	0:10	54	71	58	37	1714	10.9	315	-18		1.1	3.0
Thursday, January 23, 2014	21:10	0:10	52	69	55	38	1899	11.7	314	-19		1.1	3.0
Thursday, January 23, 2014	21:20	0:10	51	68	54	38	1739	10.9	316	-19		0.9	2.8
Thursday, January 23, 2014	21:30	0:10	56	76	59	38	1968	12.2	317	-19		1.1	2.4
Thursday, January 23, 2014	21:40	0:10	54	77	56	37	1960	12.8	319	-19		1.1	2.8
Thursday, January 23, 2014	21:50	0:10	55	69	60	38	1976	12.9	316	-19		0.9	2.6
Thursday, January 23, 2014	22:00	0:10	54	72	57	38	1974	13.2	315	-19		0.9	2.2
Thursday, January 23, 2014	22:10	0:10	56	74	58	38	1949	12.2	309	-19		0.7	2.2
Thursday, January 23, 2014	22:20	0:10	50	67	53	35	1930	12.0	305	-20		0.7	1.7
Thursday, January 23, 2014	22:30	0:10	53	78	54	35	1847	11.7	304	-20		0.6	3.0
Thursday, January 23, 2014	22:40	0:10	50	68	52	34	1866	11.3	304	-20		0.7	2.4
Thursday, January 23, 2014	22:50	0:10	49	68	51	35	1894	11.4	305	-20		0.6	2.0
Thursday, January 23, 2014	23:00	0:10	51	69	54	35	1941	11.9	306	-20		0.6	2.0
Thursday, January 23, 2014	23:10	0:10	51	74	52	33	1876	11.6	307	-20		0.4	1.7
Thursday, January 23, 2014	23:20	0:10	50	69	46	34	1941	11.8	307	-20		0.7	2.4
Thursday, January 23, 2014	23:30	0:10	48	65	52	34	1958	12.2	307	-20		0.6	2.2
Thursday, January 23, 2014	23:40	0:10	49	69	52	35	1905	11.9	306	-21		0.6	2.4
Thursday, January 23, 2014	23:50	0:10	51	73	50	36	1923	11.9	306	-21		0.6	3.0
Friday, January 24, 2014	0:00	0:10	45	65	47	35	1975	12.5	306	-21		0.4	2.6
Friday, January 24, 2014	0:10	0:10	49	69	49	34	1931	12.2	305	-21		0.9	2.8
Friday, January 24, 2014	0:20	0:10	43	66	42	34	1927	12.6	303	-21		0.9	3.0
Friday, January 24, 2014	0:30	0:10	43	65	42	35	1902	12.0	307	-21		1.1	3.2
Friday, January 24, 2014	0:40	0:10	49	73	43	36	1892	12.4	306	-21		0.9	3.0
Friday, January 24, 2014	0:50	0:10	44	64	46	38	1938	11.9	306	-21		0.9	2.8
Friday, January 24, 2014	1:00	0:10	49	63	52	41	1976	13.4	306	-21		1.1	2.6
Friday, January 24, 2014	1:10	0:10	50	63	53	45	1984	14.4	309	-22		1.1	3.2
Friday, January 24, 2014	1:20	0:10	52	68	55	45	1986	15.5	311	-22		0.9	2.6
Friday, January 24, 2014	1:30	0:10	52	70	55	46	1988	15.7	313	-22		0.9	3.0
Friday, January 24, 2014	1:40	0:10	54	77	54	44	1985	15.2	319	-22		0.7	2.0
Friday, January 24, 2014	1:50	0:10	51	70	53	44	1989	14.9	317	-22		0.7	2.2
Friday, January 24, 2014	2:00	0:10	48	64	51	43	1988	14.8	317	-22		0.7	1.9
Friday, January 24, 2014	2:10	0:10	47	64	50	42	1987	15.0	318	-22		0.9	3.5
Friday, January 24, 2014	2:20	0:10	47	67	49	40	1987	14.7	318	-22		0.9	2.6
Friday, January 24, 2014	2:30	0:10	47	69	47	39	1987	14.8	318	-22		0.9	3.5
Friday, January 24, 2014	2:40	0:10	49	72	47	40	1987	14.7	316	-23		0.9	2.4
Friday, January 24, 2014	2:50	0:10	45	68	46	38	1989	14.6	314	-23		0.7	3.9
Friday, January 24, 2014	3:00	0:10	43	56	46	37	1989	14.3	315	-23		0.7	2.2
Friday, January 24, 2014	3:10	0:10	53	80	46	37	1988	13.6	315	-23		0.7	2.2
Friday, January 24, 2014	3:20	0:10	46	68	44	37	1988	13.5	314	-23		0.9	2.8
Friday, January 24, 2014	3:30	0:10	42	55	45	37	1973	13.6	313	-23		0.9	3.2
Friday, January 24, 2014	3:40	0:10	44	67	43	37	1921	12.2	311	-23		0.6	1.9
Friday, January 24, 2014	3:50	0:10	52	76	45	36	1884	12.1	311	-23		0.6	1.7
Friday, January 24, 2014	4:00	0:10	46	68	44	36	1944	13.2	311	-23		0.7	3.0
Friday, January 24, 2014	4:10	0:10	52	77	45	36	1962	13.4	316	-23		0.9	2.4
Friday, January 24, 2014	4:20	0:10	50	70	51	36	1901	12.2	312	-23		0.7	2.2
Friday, January 24, 2014	4:30	0:10	49	72	47	37	1920	11.9	310	-23		0.7	1.9
Friday, January 24, 2014	4:40	0:10	50	71	52	36	1910	12.2	310	-23		0.9	3.2
Friday, January 24, 2014	4:50	0:10	54	76	53	35	1897	12.4	311	-24		0.9	2.8
Friday, January 24, 2014	5:00	0:10	55	76	58	37	1894	12.8	309	-24		0.9	2.8
Friday, January 24, 2014	5:10	0:10	57	79	58	39	1899	12.3	310	-24		0.6	2.0
Friday, January 24, 2014	5:20	0:10	59	78	62	42	1927	11.9	313	-24		0.4	1.7
Friday, January 24, 2014	5:30	0:10	56	76	59	40	1957	13.4	311	-24		0.4	2.2
Friday, January 24, 2014	5:40	0:10	57	75	60	41	1979	13.6	313	-24		0.4	2.0
Friday, January 24, 2014	5:50	0:10	60	76	62	41	1976	13.7	311	-24		0.4	1.3
Friday, January 24, 2014	6:00	0:10	58	76	62	41	1975	13.3	311	-24		0.6	1.9
Friday, January 24, 2014	6:10	0:10	59	78	61	43	1957	13.5	312	-24		0.9	3.2
Friday, January 24, 2014	6:20	0:10	59	73	63	46	1977	14.0	313	-24		0.9	2.6
Friday, January 24, 2014	6:30	0:10	60	78	64	44	1976	13.2	317	-24		0.6	2.0
Friday, January 24, 2014	6:40	0:10	61	76	64	45	1976	13.2	317	-24		0.7	2.0
Friday, January 24, 2014	6:50	0:10	62	78	66	48	1980	15.0	316	-24		1.1	3.2
Friday, January 24, 2014	7:00	0:10	62	82	65	50	1980	13.8	313	-24		0.7	3.2
Friday, January 24, 2014	7:10	0:10	62	79	65	51	1976	14.2	314	-24		1.1	2.8
Friday, January 24, 2014	7:20	0:10	62	78	65	51	1977	13.8	314	-23		1.3	3.3
Friday, January 24, 2014	7:30	0:10	63	84	66	52	1980	14.5	315	-23		1.9	4.8
Friday, January 24, 2014	7:40	0:10	62	77	65	54	1982	15.2	320	-23		1.9	4.1
Friday, January 24, 2014	7:50	0:10	63	79	66	50	1983	15.3	316	-23		1.7	4.6
Friday, January 24, 2014	8:00	0:10	62	78	66	47	1980	14.4	316	-23		0.9	2.6
Friday, January 24, 2014	8:10	0:10	61	79	64	49	1979	14.4	313	-23		0.9	2.6
Friday, January 24, 2014	8:20	0:10	63	80	65	51	1976	14.4	311	-23		1.1	3.3
Friday, January 24, 2014	8:30	0:10	60	76	64	47	1979	14.3	308	-23		1.3	2.8
Friday, January 24, 2014	8:40	0:10	60	77	63	48	1982	15.5	312	-23		1.1	3.5
Friday, January 24, 2014	8:50	0:10	60	74	65	47	1978	13.8	318	-22		1.5	4.3
Friday, January 24, 2014	9:00	0:10	61	79	64	45	1953	11.9	322	-22		1.1	3.7
Friday, January 24, 2014	9:10	0:10	62	79	66	45	1879	11.4	317	-22		1.7	4.3
Friday, January 24, 2014	9:20	0:10	62	81	65	47	1750	10.5	315	-22		1.5	4.8
Friday, January 24, 2014	9:30	0:10	60	78	63	44	1488	10.1	316	-21		0.7	2.4
Friday, January 24, 2014	9:40	0:10	63	79	67	45	1839	10.9	323	-21		1.3	3.5
Friday, January 24, 2014	9:50	0:10	60	76	64	43	1655	10.2	321	-21		1.3	3.3
Friday, January 24, 2014	10:00	0:10	59	76	63	41	1638	10.4	313	-20		1.3	4.3
Friday, January 24, 2014	10:10	0:10	63	79	66	45	1463	9.7	316	-20		1.5	5.2
Friday, January 24, 2014	10:20	0:10	62	83	64	44	1408	9.6	317	-20		1.7	4.6
Friday, January 24, 2014	10:30	0:10	62	80	65	46	1776	10.9	311	-20		1.7	4.3
Friday, January 24, 2014	10:40	0:10	60	76	64	47	1863	11.5	312	-19		2.2	5.4
Friday, January 24, 2014	10:50	0:10	61	80	64	48	1458	10.0	312	-19		2.8	8.2
Friday, January 24, 2014	11:00	0:10	61	79	64	46	1470	10.2	314	-19		2.2	5.4
Friday, January 24, 2014	11:10	0:10	61	78	64	44	1293	10.0	321	-19		1.7	4.3

Table B-5: Location 3 Winter Compliance Evaluation

Date	Time	Duration	Leq	Lmax	L(10)	L(90)	WT E2	WT E2	Onsite Met	Onsite Met	NWS Plymouth	Loc. 6	Loc. 6
	Start Time	(min)	(dBA)	(dBA)	(dBA)	(dBA)	Output (kW)	HH WS (m/s)	WD @ 75m (degrees)	Temp. (°C)	Precip. Obs.	Avg. WS @ 2m (m/s)	Gust WS @ 2m (m/s)
Friday, January 24, 2014	11:50	0:10	62	81	64	48	1382	9.7	307	-18		1.1	2.8
Friday, January 24, 2014	12:00	0:10	62	80	65	47	1336	9.5	306	-18		1.3	3.5
Friday, January 24, 2014	12:10	0:10	62	77	65	48	1312	9.5	310	-17		0.9	2.8
Friday, January 24, 2014	12:20	0:10	59	75	63	46	1277	9.3	300	-17		1.3	3.0
Friday, January 24, 2014	12:30	0:10	62	81	65	49	1181	9.3	304	-16		1.3	3.5
Friday, January 24, 2014	12:40	0:10	61	77	65	46	946	8.4	303	-16		1.1	3.0
Friday, January 24, 2014	12:50	0:10	60	77	64	44	625	7.7	302	-16		1.9	4.1
Friday, January 24, 2014	13:00	0:10	60	80	64	44	1096	9.0	303	-16		1.7	4.6
Friday, January 24, 2014	13:10	0:10	62	84	65	43	772	7.6	310	-16		1.9	3.9
Friday, January 24, 2014	13:20	0:10	59	74	63	44	400	6.3	304	-16		1.5	3.2
Friday, January 24, 2014	13:30	0:10	60	76	64	47	640	7.6	291	-15		1.9	5.0
Friday, January 24, 2014	13:40	0:10	60	76	64	42	688	7.7	291	-15		1.7	4.1
Friday, January 24, 2014	13:50	0:10	61	78	65	46	554	7.2	282	-15		2.0	5.0
Friday, January 24, 2014	14:00	0:10	59	75	63	41	729	7.6	270	-15		1.7	4.3
Friday, January 24, 2014	14:10	0:10	63	81	66	45	405	6.4	282	-15		1.1	2.8
Friday, January 24, 2014	14:20	0:10	60	81	63	42	267	5.8	289	-15		0.9	2.8
Friday, January 24, 2014	14:30	0:10	61	77	64	40	175	5.2	290	-15		0.9	2.0
Friday, January 24, 2014	14:40	0:10	62	81	65	42	369	6.5	292	-15		1.3	2.8
Friday, January 24, 2014	14:50	0:10	61	80	65	42	265	5.8	280	-15		1.5	5.0
Friday, January 24, 2014	15:00	0:10	60	77	64	38	314	6.0	273	-15		1.3	4.3
Friday, January 24, 2014	15:10	0:10	60	72	64	46	304	6.0	269	-15		0.9	3.0
Friday, January 24, 2014	15:20	0:10	62	79	65	43	438	6.6	276	-15		1.3	3.0
Friday, January 24, 2014	15:30	0:10	60	73	64	43	321	5.9	267	-15		1.3	2.8
Friday, January 24, 2014	15:40	0:10	61	80	64	40	329	6.2	279	-15		1.1	2.8
Friday, January 24, 2014	15:50	0:10	61	78	64	43	508	7.0	274	-15		1.1	2.4
Friday, January 24, 2014	16:00	0:10	62	78	65	45	375	6.2	254	-16		0.9	3.7
Friday, January 24, 2014	16:10	0:10	62	78	65	47	406	6.8	241	-16		0.7	2.2
Friday, January 24, 2014	16:20	0:10	62	77	65	43	569	7.2	243	-16		0.9	2.8
Friday, January 24, 2014	16:30	0:10	60	71	64	48	425	6.6	247	-16		0.4	1.7
Friday, January 24, 2014	16:40	0:10	62	79	65	47	417	6.5	238	-16		0.2	0.9
Friday, January 24, 2014	16:50	0:10	61	73	64	48	164	5.0	235	-17		0.2	0.9
Friday, January 24, 2014	17:00	0:10	62	80	65	43	138	5.0	222	-17		0.2	0.9
Friday, January 24, 2014	17:10	0:10	61	75	65	45	201	5.5	229	-17		0.4	1.3
Friday, January 24, 2014	17:20	0:10	60	72	64	44	361	6.2	223	-17		0.4	1.3
Friday, January 24, 2014	17:30	0:10	63	78	67	44	211	5.5	217	-17		0.4	1.3
Friday, January 24, 2014	17:40	0:10	60	77	63	43	178	5.2	213	-17		0.2	1.1
Friday, January 24, 2014	17:50	0:10	60	77	64	42	323	6.0	213	-17		0.2	1.1
Friday, January 24, 2014	18:00	0:10	63	83	63	44	214	5.5	207	-17		0.0	0.0
Friday, January 24, 2014	18:10	0:10	60	76	64	43	316	6.0	205	-17		0.2	1.1
Friday, January 24, 2014	18:20	0:10	61	75	66	41	453	6.8	208	-17		0.4	1.5
Friday, January 24, 2014	18:30	0:10	60	75	64	41	512	6.8	210	-17		0.7	2.6
Friday, January 24, 2014	18:40	0:10	57	72	62	36	326	6.2	209	-17		0.7	3.2
Friday, January 24, 2014	18:50	0:10	60	77	63	41	310	5.9	212	-17		0.4	1.9
Friday, January 24, 2014	19:00	0:10	58	73	62	41	235	5.7	217	-17		0.2	1.3
Friday, January 24, 2014	19:10	0:10	57	72	61	35	367	6.3	207	-17		0.6	1.7
Friday, January 24, 2014	19:20	0:10	58	72	63	39	254	5.4	211	-17		0.9	1.9
Friday, January 24, 2014	19:30	0:10	56	76	60	39	134	4.9	210	-17		0.7	3.2
Friday, January 24, 2014	19:40	0:10	56	73	61	35	91	4.1	200	-17		0.6	1.7
Friday, January 24, 2014	19:50	0:10	56	72	61	39	11	3.8	182	-17		0.4	1.1
Friday, January 24, 2014	20:00	0:10	59	75	62	36	140	4.8	191	-17		0.2	0.9
Friday, January 24, 2014	20:10	0:10	55	74	59	36	284	6.0	189	-17		0.6	1.1
Friday, January 24, 2014	20:20	0:10	54	68	59	36	113	4.3	191	-17		0.4	0.9
Friday, January 24, 2014	20:30	0:10	56	72	61	34	23	4.9	183	-17		0.0	0.7
Friday, January 24, 2014	20:40	0:10	56	74	59	36	-20	3.6	173	-17		0.0	0.4
Friday, January 24, 2014	20:50	0:10	55	72	58	39	37	3.7	175	-17		0.2	0.7
Friday, January 24, 2014	21:00	0:10	56	71	60	40	169	5.0	177	-17		0.4	1.5
Friday, January 24, 2014	21:10	0:10	57	78	61	40	329	5.8	181	-17		0.2	1.1
Friday, January 24, 2014	21:20	0:10	53	73	56	39	128	4.7	179	-17		0.2	0.7
Friday, January 24, 2014	21:30	0:10	55	69	60	39	103	4.5	177	-17		0.2	0.7
Friday, January 24, 2014	21:40	0:10	57	75	61	35	245	5.7	180	-17		0.2	1.1
Friday, January 24, 2014	21:50	0:10	54	70	59	31	195	5.1	174	-17		0.0	0.7
Friday, January 24, 2014	22:00	0:10	56	73	60	36	178	4.9	170	-17		0.4	1.1
Friday, January 24, 2014	22:10	0:10	52	69	55	31	390	6.4	164	-17		0.2	1.1
Friday, January 24, 2014	22:20	0:10	52	68	57	30	3	5.8	161	-17		0.0	0.6
Friday, January 24, 2014	22:30	0:10	54	75	55	29	-39	5.3	161	-17		0.0	0.6
Friday, January 24, 2014	22:40	0:10	51	68	54	31	-38	5.4	164	-17		0.0	0.4
Friday, January 24, 2014	22:50	0:10	47	65	47	26	49	4.5	169	-17		0.2	0.7
Friday, January 24, 2014	23:00	0:10	49	69	49	25	113	4.7	170	-17		0.0	0.6
Friday, January 24, 2014	23:10	0:10	51	71	53	29	33	5.4	168	-17		0.2	0.9
Friday, January 24, 2014	23:20	0:10	52	72	55	31	-39	6.1	165	-17		0.2	0.7
Friday, January 24, 2014	23:30	0:10	53	75	53	29	-37	5.3	164	-17		0.0	0.7
Friday, January 24, 2014	23:40	0:10	53	77	48	28	-37	4.9	165	-17		0.0	0.0
Friday, January 24, 2014	23:50	0:10	50	69	52	29	0	3.6	167	-17		0.2	1.3
Saturday, January 25, 2014	0:00	0:10	50	71	49	28	47	4.8	168	-17		0.2	0.9
Saturday, January 25, 2014	0:10	0:10	48	69	43	27	33	5.3	168	-17		0.0	0.6
Saturday, January 25, 2014	0:20	0:10	49	68	50	28	-39	4.9	172	-17		0.2	1.1
Saturday, January 25, 2014	0:30	0:10	49	67	48	27	-37	4.9	171	-17		0.2	0.7
Saturday, January 25, 2014	0:40	0:10	44	66	37	28	-37	5.3	172	-17		0.2	0.7
Saturday, January 25, 2014	0:50	0:10	49	69	38	27	-37	3.9	174	-17		0.2	0.7
Saturday, January 25, 2014	1:00	0:10	53	78	43	28	6	4.1	175	-17		0.0	0.6
Saturday, January 25, 2014	1:10	0:10	46	68	39	26	203	5.3	174	-17		0.2	0.7
Saturday, January 25, 2014	1:20	0:10	45	67	39	23	297	5.9	175	-17		0.4	1.1
Saturday, January 25, 2014	1:30	0:10	49	68	46	26	137	4.7	176	-17		0.2	0.9
Saturday, January 25, 2014	1:40	0:10	46	70	36	28	110	4.5	183	-16		0.2	0.9
Saturday, January 25, 2014	1:50	0:10	40	64	34	27	13	3.3	182	-16		0.0	0.7
Saturday, January 25, 2014	2:00	0:10	31	39	34	28	155	4.8	178	-16		0.0	0.7
Saturday, January 25, 2014	2:10	0:10	30	38	33	25	170	5.1	176	-16		0.0	0.6
Saturday, January 25, 2014	2:20	0:10	40	66	34	24	510	6.7	168	-16		0.0	0.0
Saturday, January 25, 2014	2:30	0:10	47	74	34	24	379	6.3	163	-16		0.0	0.6
Saturday, January 25, 2014	2:40	0:10	46	71	39	26	152	4.5	161	-16		0.0	0.7
Saturday, January 25, 2014	2:50	0:10	43	65	40	28	46	3.9	163	-16		0.0	0.7
Saturday, January 25, 2014	3:00	0:10	49	73	41	26	72	4.2	173	-16		0.0	0.2
Saturday, January 25, 2014	3:10	0:10	38	61	36	26	57	4.0	179	-16		0.0	0.0
Saturday, January 25, 2014	3:20	0:10	42	68	34	29	-9	4.1	176	-16		0.0	0.0
Saturday, January 25, 2014	3:30	0:10	38	60	35	27	-36	4.5	182	-16		0.0	0.0
Saturday, January 25, 2014	3:40	0:10	32	37	34	27	20	4.7	180	-16		0.2	0.9
Saturday, January 25, 2014	3:50	0:10	51	76	41	29	77	4.3	185	-15		0.2	1.3
Saturday, January 25, 2014	4:00	0:10	35	52	37	28	12	3.6	185	-15		0.4	1.3
Saturday, January 25, 2014	4:10	0:10	49	69	49	29	75	4.3	184	-15		0.2	1.3
Saturday, January 25, 2014	4:20	0:10	54	77	50	28	164	4.8	181	-16		0.7	2.2
Saturday, January 25, 2014	4:30	0:10	31	37	34	29	13						

Table B-5: Location 3 Winter Compliance Evaluation

Date	Time	Duration	Leq	Lmax	L(10)	L(90)	WT E2	WT E2	Onsite Met	Onsite Met	NWS Plymouth	Loc. 6	Loc. 6
	Start Time	(min)	(dBA)	(dBA)	(dBA)	(dBA)	Output (kW)	HH WS (m/s)	WD @ 75m (degrees)	Temp. (°C)	Precip. Obs.	Avg. WS @ 2m (m/s)	Gust WS @ 2m (m/s)
Saturday, January 25, 2014	4:50	0:10	47	73	34	26	618	7.3	183	-15		0.6	1.7
Saturday, January 25, 2014	5:00	0:10	47	69	42	27	1043	8.5	183	-15		0.6	1.7
Saturday, January 25, 2014	5:10	0:10	57	79	56	31	1264	9.4	181	-15		0.4	1.5
Saturday, January 25, 2014	5:20	0:10	52	72	53	29	1176	9.1	182	-15		0.4	1.7
Saturday, January 25, 2014	5:30	0:10	52	72	54	29	534	6.7	174	-15		0.2	0.7
Saturday, January 25, 2014	5:40	0:10	53	72	54	30	334	5.9	166	-15		0.6	2.8
Saturday, January 25, 2014	5:50	0:10	51	72	51	30	521	6.4	169	-15		0.7	2.6
Saturday, January 25, 2014	6:00	0:10	53	70	56	29	863	7.7	171	-15		0.7	2.0
Saturday, January 25, 2014	6:10	0:10	55	77	57	32	1132	9.1	172	-15		0.9	2.2
Saturday, January 25, 2014	6:20	0:10	57	77	60	33	1241	8.9	171	-15		1.3	2.8
Saturday, January 25, 2014	6:30	0:10	53	69	56	32	852	7.3	165	-15		1.3	3.0
Saturday, January 25, 2014	6:40	0:10	57	75	61	32	848	7.3	163	-16		0.7	2.4
Saturday, January 25, 2014	6:50	0:10	59	78	62	39	845	7.6	164	-16		1.1	3.3
Saturday, January 25, 2014	7:00	0:10	57	79	59	34	1287	9.3	169	-16		1.5	4.3
Saturday, January 25, 2014	7:10	0:10	60	78	63	39	1166	8.8	168	-16		1.1	2.8
Saturday, January 25, 2014	7:20	0:10	58	74	62	33	883	7.5	167	-16		0.2	2.2
Saturday, January 25, 2014	7:30	0:10	59	78	62	39	748	7.3	167	-15		0.4	0.9
Saturday, January 25, 2014	7:40	0:10	58	74	62	35	471	6.2	166	-15		0.4	1.1
Saturday, January 25, 2014	7:50	0:10	59	75	62	37	627	6.7	165	-15		0.6	2.8
Saturday, January 25, 2014	8:00	0:10	60	78	63	36	590	6.6	162	-15		0.9	2.4
Saturday, January 25, 2014	8:10	0:10	60	79	63	38	598	6.7	160	-15		0.9	2.4
Saturday, January 25, 2014	8:20	0:10	58	77	62	35	463	6.4	155	-14		0.7	1.9
Saturday, January 25, 2014	8:30	0:10	60	81	64	43	540	7.0	151	-14		0.9	2.4
Saturday, January 25, 2014	8:40	0:10	59	73	63	43	416	6.4	150	-14		0.6	1.5
Saturday, January 25, 2014	8:50	0:10	61	79	64	39	299	5.6	148	-14		0.4	1.7
Saturday, January 25, 2014	9:00	0:10	58	77	62	39	321	6.0	152	-14		0.7	1.7
Saturday, January 25, 2014	9:10	0:10	58	73	63	39	334	5.9	151	-14		0.6	2.0
Saturday, January 25, 2014	9:20	0:10	60	77	64	43	143	5.1	151	-14		0.9	3.3
Saturday, January 25, 2014	9:30	0:10	60	80	64	40	-41	5.1	152	-13		0.9	2.4
Saturday, January 25, 2014	9:40	0:10	59	76	64	40	-40	5.1	154	-13		0.6	1.5
Saturday, January 25, 2014	9:50	0:10	61	78	65	45	18	4.5	152	-13		0.9	3.9
Saturday, January 25, 2014	10:00	0:10	60	79	63	39	46	4.8	153	-13		0.9	3.0
Saturday, January 25, 2014	10:10	0:10	59	73	63	46	-26	5.0	155	-12		0.9	2.2
Saturday, January 25, 2014	10:20	0:10	59	74	63	44	-37	4.3	155	-12		0.6	1.9
Saturday, January 25, 2014	10:30	0:10	60	76	63	41	-4	5.4	153	-12		0.9	2.6
Saturday, January 25, 2014	10:40	0:10	57	69	61	44	-40	5.5	152	-12		0.9	2.6
Saturday, January 25, 2014	10:50	0:10	60	78	64	41	-39	4.5	152	-11		0.2	1.3
Saturday, January 25, 2014	11:00	0:10	59	74	63	44	-39	4.4	153	-11		0.6	1.9
Saturday, January 25, 2014	11:10	0:10	59	71	64	39	-39	3.6	151	-11		0.4	1.7
Saturday, January 25, 2014	11:20	0:10	60	78	64	40	-40	4.0	152	-11		0.7	2.2
Saturday, January 25, 2014	11:30	0:10	60	75	64	46	-28	3.6	154	-11		0.6	1.7
Saturday, January 25, 2014	11:40	0:10	62	83	65	44	-12	4.3	148	-11		0.4	1.3
Saturday, January 25, 2014	11:50	0:10	59	72	64	42	-41	4.5	158	-10		0.4	1.1
Saturday, January 25, 2014	12:00	0:10	58	73	63	43	-38	4.4	160	-10		0.6	2.0
Saturday, January 25, 2014	12:10	0:10	60	74	64	41	-38	3.7	165	-10		0.9	2.4
Saturday, January 25, 2014	12:20	0:10	58	72	63	42	-22	3.3	169	-10		0.9	1.9
Saturday, January 25, 2014	12:30	0:10	59	74	63	40	-12	3.2	172	-9		0.7	3.2
Saturday, January 25, 2014	12:40	0:10	60	74	64	40	-34	3.6	176	-9		1.3	2.8
Saturday, January 25, 2014	12:50	0:10	59	79	63	40	-24	3.6	173	-9		1.1	3.5
Saturday, January 25, 2014	13:00	0:10	59	72	63	39	60	4.1	172	-9		1.1	2.6
Saturday, January 25, 2014	13:10	0:10	58	73	62	43	122	4.7	180	-9		1.3	2.8
Saturday, January 25, 2014	13:20	0:10	58	73	63	39	15	4.5	179	-9		1.3	3.3
Saturday, January 25, 2014	13:30	0:10	59	73	63	41	50	4.2	181	-8		1.3	3.0
Saturday, January 25, 2014	13:40	0:10	60	77	63	40	-15	4.1	181	-8		1.1	3.7
Saturday, January 25, 2014	13:50	0:10	60	77	63	45	-44	4.7	174	-8	1	0.7	2.4
Saturday, January 25, 2014	14:00	0:10	58	72	62	39	102	4.7	173	-8	1	0.6	1.7
Saturday, January 25, 2014	14:10	0:10	62	81	63	38	159	4.9	173	-8	1	0.6	2.0
Saturday, January 25, 2014	14:20	0:10	60	80	63	43	-23	3.3	179	-8	1	0.7	2.4
Saturday, January 25, 2014	14:30	0:10	57	71	62	40	-41	3.0	177	-8	1	1.1	3.0
Saturday, January 25, 2014	14:40	0:10	58	70	63	40	-39	3.0	175	-8	1	0.9	2.6
Saturday, January 25, 2014	14:50	0:10	58	72	62	40	-17	3.8	173	-8	1	1.3	3.0
Saturday, January 25, 2014	15:00	0:10	57	69	61	38	-31	3.1	173	-8	1	1.1	3.3
Saturday, January 25, 2014	15:10	0:10	59	80	62	40	-21	3.2	173	-8	1	0.9	2.8
Saturday, January 25, 2014	15:20	0:10	58	71	63	43	209	5.2	175	-8	1	0.7	2.0
Saturday, January 25, 2014	15:30	0:10	58	68	62	42	255	5.6	177	-8	1	0.7	2.8
Saturday, January 25, 2014	15:40	0:10	58	73	62	41	514	6.9	178	-8	1	1.1	2.2
Saturday, January 25, 2014	15:50	0:10	57	74	61	38	472	6.2	177	-8	1	0.4	1.5
Saturday, January 25, 2014	16:00	0:10	55	70	59	40	538	6.7	179	-8	1	0.6	2.4
Saturday, January 25, 2014	16:10	0:10	56	69	61	40	560	7.2	181	-8	1	0.7	2.2
Saturday, January 25, 2014	16:20	0:10	74	99	65	46	560	7.0	180	-8	1	0.4	1.5
Saturday, January 25, 2014	16:30	0:10	57	73	61	36	637	7.3	182	-8	1	0.6	1.3
Saturday, January 25, 2014	16:40	0:10	57	68	61	45	611	7.2	181	-8	1	0.9	1.9
Saturday, January 25, 2014	16:50	0:10	59	80	59	39	803	7.8	177	-8	1	0.6	1.7
Saturday, January 25, 2014	17:00	0:10	55	67	59	43	832	8.0	180	-8	1	0.6	1.3
Saturday, January 25, 2014	17:10	0:10	59	77	61	43	819	7.9	180	-8	1	0.7	1.7
Saturday, January 25, 2014	17:20	0:10	56	74	58	42	756	7.5	181	-8	1	0.7	1.9
Saturday, January 25, 2014	17:30	0:10	56	75	58	39	493	6.7	179	-8	1	0.4	1.9
Saturday, January 25, 2014	17:40	0:10	55	74	58	40	438	6.4	179	-8	1	0.2	0.7
Saturday, January 25, 2014	17:50	0:10	53	64	57	41	511	7.0	184	-8	1	0.2	0.7
Saturday, January 25, 2014	18:00	0:10	53	66	58	40	635	7.5	183	-8	1	0.2	1.1
Saturday, January 25, 2014	18:10	0:10	51	66	56	35	572	7.4	184	-8	1	0.0	0.0
Saturday, January 25, 2014	18:20	0:10	54	72	57	37	560	7.4	185	-8	1	0.0	1.1
Saturday, January 25, 2014	18:30	0:10	54	72	57	40	510	7.1	188	-8	1	0.0	0.6
Saturday, January 25, 2014	18:40	0:10	52	67	56	32	377	6.3	197	-8	1	0.2	0.9
Saturday, January 25, 2014	18:50	0:10	54	67	59	39	408	6.5	212	-8	1	0.4	1.3
Saturday, January 25, 2014	19:00	0:10	50	72	53	33	594	7.7	218	-9	1	0.2	0.9
Saturday, January 25, 2014	19:10	0:10	48	60	53	34	525	7.4	217	-9	1	0.2	0.9
Saturday, January 25, 2014	19:20	0:10	51	62	55	35	488	7.0	214	-9	1	0.4	1.7
Saturday, January 25, 2014	19:30	0:10	49	65	53	33	803	8.1	216	-9	1	0.2	0.9
Saturday, January 25, 2014	19:40	0:10	50	65	55	34	499	7.1	217	-9	1	0.4	0.9
Saturday, January 25, 2014	19:50	0:10	49	63	53	34	290	6.0	219	-9	1	0.6	2.6
Saturday, January 25, 2014	20:00	0:10	48	70	50	32	290	6.1	225	-9	1	0.4	1.9
Saturday, January 25, 2014	20:10	0:10	54	67	57	39	310	6.2	238	-9	1	0.9	2.2
Saturday, January 25, 2014	20:20	0:10	48	64	53	33	330	6.1	236	-9	1	0.6	2.6
Saturday, January 25, 2014	20:30	0:10	49	68	51	31	300	6.2	235	-10	1	0.4	1.7
Saturday, January 25, 2014	20:40	0:10	50	66	54	33	424	6.8	237	-10	1	0.7	2.2
Saturday, January 25, 2014	20:50	0:10	46	57	51	32	517	7.1	242	-10	1	1.1	2.8
Saturday, January 25, 2014	21:00	0:10	56	77	56	30	704	7.7	240	-10	1	1.3	3.3
Saturday, January 25, 2014	21:10	0:10	51	70	53	31	781	8.0	238	-10	1	1.3	3.0
Saturday, January 25, 2014	21:20	0:10	54	74	54	38	476	6.8	240	-10	1	1.1	2.8
Saturday, January 25, 2014	21:30	0:10	47										

Table B-5: Location 3 Winter Compliance Evaluation

Date	Time	Duration	Leq	Lmax	L(10)	L(90)	WT E2	WT E2	Onsite Met	Onsite Met	NWS Plymouth	Loc. 6	Loc. 6
	Start Time	(min)	(dBA)	(dBA)	(dBA)	(dBA)	Output (kW)	HH WS (m/s)	WD @ 75m (degrees)	Temp. (°C)	Precip. Obs.	Avg. WS @ 2m (m/s)	Gust WS @ 2m (m/s)
Saturday, January 25, 2014	21:50	0:10	53	74	55	35	678	7.6	247	-10	1	1.3	3.3
Saturday, January 25, 2014	22:00	0:10	46	58	51	31	686	7.7	251	-10	1	1.1	3.5
Saturday, January 25, 2014	22:10	0:10	53	70	55	30	759	8.1	251	-10	1	1.1	3.3
Saturday, January 25, 2014	22:20	0:10	50	69	54	31	1087	9.0	255	-10	1	1.1	3.0
Saturday, January 25, 2014	22:30	0:10	50	68	54	32	923	8.5	250	-10	1	0.9	3.7
Saturday, January 25, 2014	22:40	0:10	48	63	52	30	1112	8.9	261	-10	1	1.5	4.1
Saturday, January 25, 2014	22:50	0:10	47	61	51	30	669	7.5	275	-10	1	1.5	3.5
Saturday, January 25, 2014	23:00	0:10	47	63	52	25	507	7.0	270	-10	1	1.3	3.7
Saturday, January 25, 2014	23:10	0:10	50	69	53	27	743	7.7	272	-10	1	1.5	3.7
Saturday, January 25, 2014	23:20	0:10	49	64	54	32	575	7.1	272	-10	1	1.3	2.6
Saturday, January 25, 2014	23:30	0:10	46	62	47	30	353	6.2	267	-10	1	1.5	3.3
Saturday, January 25, 2014	23:40	0:10	51	69	54	30	512	7.0	260	-10	1	1.3	3.2
Saturday, January 25, 2014	23:50	0:10	49	70	51	28	392	6.5	254	-10	1	1.3	2.8
Sunday, January 26, 2014	0:00	0:10	45	62	43	26	645	7.3	247	-10	1	1.3	2.6
Sunday, January 26, 2014	0:10	0:10	48	66	47	28	783	7.9	265	-10	1	1.1	3.2
Sunday, January 26, 2014	0:20	0:10	56	80	51	28	860	8.1	265	-10	1	1.3	3.7
Sunday, January 26, 2014	0:30	0:10	46	61	50	28	751	7.6	264	-10	1	1.5	3.5
Sunday, January 26, 2014	0:40	0:10	35	55	33	27	464	6.6	269	-11	1	1.5	3.3
Sunday, January 26, 2014	0:50	0:10	48	67	50	28	452	6.7	271	-10	1	1.3	3.9
Sunday, January 26, 2014	1:00	0:10	46	61	50	25	883	8.2	273	-10	1	1.3	2.8
Sunday, January 26, 2014	1:10	0:10	43	65	36	27	1129	9.2	275	-10	1	2.0	5.7
Sunday, January 26, 2014	1:20	0:10	34	45	35	31	1986	14.1	275	-10	1	2.0	4.8
Sunday, January 26, 2014	1:30	0:10	41	60	37	32	1956	13.4	274	-10	1	2.0	5.4
Sunday, January 26, 2014	1:40	0:10	35	48	37	33	1965	13.6	277	-11	1	1.7	5.4
Sunday, January 26, 2014	1:50	0:10	41	60	41	33	1995	13.9	278	-11	1	1.7	3.7
Sunday, January 26, 2014	2:00	0:10	46	63	45	34	1998	14.3	274	-11	1	2.2	6.7
Sunday, January 26, 2014	2:10	0:10	42	59	43	33	1992	14.2	277	-11	1	2.4	6.7
Sunday, January 26, 2014	2:20	0:10	50	73	42	32	1960	12.6	273	-11	1	2.2	5.6
Sunday, January 26, 2014	2:30	0:10	48	63	52	36	1967	13.1	271	-11	1	2.4	6.1
Sunday, January 26, 2014	2:40	0:10	47	64	49	38	1665	11.7	284	-11	1	2.0	5.4
Sunday, January 26, 2014	2:50	0:10	45	55	48	40	1709	11.4	279	-11	1	2.0	5.2
Sunday, January 26, 2014	3:00	0:10	50	63	53	42	1978	13.5	276	-12	1	2.0	5.2
Sunday, January 26, 2014	3:10	0:10	49	61	52	40	1998	13.9	271	-12	1	2.4	6.7
Sunday, January 26, 2014	3:20	0:10	49	68	52	39	2000	15.5	267	-12	1	2.6	5.2
Sunday, January 26, 2014	3:30	0:10	45	59	49	38	2000	15.6	269	-13	1	2.2	5.2
Sunday, January 26, 2014	3:40	0:10	53	71	55	43	2000	18.3	272	-13	1	2.2	5.6
Sunday, January 26, 2014	3:50	0:10	46	58	49	41	1823	12.9	265	-14	1	2.0	5.4
Sunday, January 26, 2014	4:00	0:10	44	61	46	39	1883	12.9	267	-14	1	1.5	3.5
Sunday, January 26, 2014	4:10	0:10	45	58	49	38	1883	12.4	264	-14	1	2.0	4.6
Sunday, January 26, 2014	4:20	0:10	45	61	47	36	1940	12.3	267	-15	1	2.4	7.4
Sunday, January 26, 2014	4:30	0:10	44	61	47	38	986	8.3	267	-15	1	2.2	5.6
Sunday, January 26, 2014	4:40	0:10	49	63	52	42	1666	11.9	271	-15	1	2.6	6.1
Sunday, January 26, 2014	4:50	0:10	53	65	57	45	1807	11.8	274	-16	1	2.2	5.2
Sunday, January 26, 2014	5:00	0:10	48	66	51	40	1984	15.2	279	-16	1	2.4	5.0
Sunday, January 26, 2014	5:10	0:10	45	66	45	37	1902	13.4	284	-16	1	1.9	5.2
Sunday, January 26, 2014	5:20	0:10	44	60	47	38	1977	14.9	286	-17	1	1.5	3.9
Sunday, January 26, 2014	5:30	0:10	47	61	51	39	1972	13.9	280	-17	1	2.2	5.6
Sunday, January 26, 2014	5:40	0:10	47	64	50	39	1975	14.2	278	-17	1	2.2	5.4
Sunday, January 26, 2014	5:50	0:10	50	68	53	38	1743	11.6	276	-17	1	2.4	6.1
Sunday, January 26, 2014	6:00	0:10	52	70	54	42	1720	11.6	284	-18	1	2.6	5.9
Sunday, January 26, 2014	6:10	0:10	50	64	54	41	1985	15.6	279	-18	1	3.0	10.0
Sunday, January 26, 2014	6:20	0:10	51	68	55	39	1983	15.3	282	-18	1	2.8	6.9
Sunday, January 26, 2014	6:30	0:10	48	66	52	36	1759	10.7	286	-18	1	2.6	5.4
Sunday, January 26, 2014	6:40	0:10	47	64	51	34	1877	12.3	292	-19	1	2.4	5.6
Sunday, January 26, 2014	6:50	0:10	57	80	55	36	1983	13.6	285	-19	1	2.0	4.8
Sunday, January 26, 2014	7:00	0:10	54	77	56	37	1984	13.7	288	-19	1	2.0	5.7
Sunday, January 26, 2014	7:10	0:10	52	67	56	38	1971	13.6	299	-20	1	1.3	3.5
Sunday, January 26, 2014	7:20	0:10	50	66	54	35	1970	13.4	299	-20	1	0.9	2.4
Sunday, January 26, 2014	7:30	0:10	52	67	56	35	1947	12.6	300	-20	1	1.1	3.3
Sunday, January 26, 2014	7:40	0:10	53	72	56	38	1970	13.1	304	-21	1	1.5	3.7
Sunday, January 26, 2014	7:50	0:10	52	65	56	38	1945	12.9	301	-21	1	1.5	3.7
Sunday, January 26, 2014	8:00	0:10	53	67	58	40	1924	11.8	289	-20	1	1.3	3.3
Sunday, January 26, 2014	8:10	0:10	54	68	58	42	1864	11.0	293	-20	1	1.1	2.6
Sunday, January 26, 2014	8:20	0:10	53	66	57	39	1624	10.6	298	-20	1	1.3	3.2
Sunday, January 26, 2014	8:30	0:10	55	67	60	41	1873	11.6	298	-20	1	1.5	4.3
Sunday, January 26, 2014	8:40	0:10	59	77	61	42	1833	11.3	295	-20	1	1.7	4.3
Sunday, January 26, 2014	8:50	0:10	59	76	62	42	1915	11.9	299	-20	1	1.5	4.3
Sunday, January 26, 2014	9:00	0:10	59	79	62	42	1864	11.2	297	-20	1	1.7	5.0
Sunday, January 26, 2014	9:10	0:10	63	76	66	44	1897	12.1	293	-20	1	1.7	5.2
Sunday, January 26, 2014	9:20	0:10	58	70	62	46	1807	11.4	295	-19	1	1.7	5.4
Sunday, January 26, 2014	9:30	0:10	58	71	62	46	1829	11.0	295	-19	1	1.5	3.0
Sunday, January 26, 2014	9:40	0:10	59	71	63	44	1866	11.8	290	-19	1	2.2	6.9
Sunday, January 26, 2014	9:50	0:10	59	74	63	44	1730	11.3	292	-19	1	2.2	5.2
Sunday, January 26, 2014	10:00	0:10	58	68	62	44	1653	10.5	291	-18	1	2.8	6.7
Sunday, January 26, 2014	10:10	0:10	58	72	62	44	1131	9.2	294	-18	1	2.2	5.4
Sunday, January 26, 2014	10:20	0:10	60	79	63	45	978	8.8	289	-18	1	2.4	6.3
Sunday, January 26, 2014	10:30	0:10	59	79	62	37	934	8.8	282	-18	1	2.2	5.0
Sunday, January 26, 2014	10:40	0:10	60	76	63	47	856	8.2	278	-17	1	2.4	5.4
Sunday, January 26, 2014	10:50	0:10	59	74	63	42	1723	11.5	278	-17	1	2.4	5.0
Sunday, January 26, 2014	11:00	0:10	60	78	63	48	1107	8.8	276	-17	1	1.9	4.4
Sunday, January 26, 2014	11:10	0:10	59	74	63	46	1477	10.1	279	-16	1	1.7	4.6
Sunday, January 26, 2014	11:20	0:10	59	74	63	48	1607	10.7	285	-16	1	1.9	4.6
Sunday, January 26, 2014	11:30	0:10	58	77	62	44	1965	13.4	289	-16	1	1.5	4.8
Sunday, January 26, 2014	11:40	0:10	60	77	63	46	1934	12.8	280	-15	1	2.2	7.4
Sunday, January 26, 2014	11:50	0:10	58	69	62	45	1521	10.3	275	-15	1	2.6	7.4
Sunday, January 26, 2014	12:00	0:10	61	81	63	46	1631	11.4	272	-15	1	1.7	5.7
Sunday, January 26, 2014	12:10	0:10	58	71	62	45	1952	13.1	277	-15	1	2.4	4.6
Sunday, January 26, 2014	12:20	0:10	58	69	62	48	1975	14.1	277	-15	1	2.6	5.4
Sunday, January 26, 2014	12:30	0:10	59	73	63	48	1705	11.1	272	-15	1	2.4	6.1
Sunday, January 26, 2014	12:40	0:10	59	74	63	44	975	8.9	267	-15	1	2.2	5.0
Sunday, January 26, 2014	12:50	0:10	57	69	62	44	1613	11.0	263	-15	1	2.4	6.7
Sunday, January 26, 2014	13:00	0:10	60	75	63	49	1477	10.4	262	-15	1	2.8	6.9
Sunday, January 26, 2014	13:10	0:10	59	71	63	48	1885	13.6	280	-15	1	2.8	6.7
Sunday, January 26, 2014	13:20	0:10	60	72	63	50	1934	12.4	278	-15	1	1.9	5.2
Sunday, January 26, 2014	13:30	0:10	60	74	64	49	1941	12.4	285	-15	1	2.0	5.9
Sunday, January 26, 2014	13:40	0:10	61	81	64	46	1382	9.9	270	-14	1	2.8	7.2
Sunday, January 26, 2014	13:50	0:10	58	70	62	42	1360	9.7	263	-15	1	2.4	5.7
Sunday, January 26, 2014	14:00	0:10	63	81	64	43	1980	13.4	270	-15</			

Table B-5: Location 3 Winter Compliance Evaluation

Date	Time	Duration	Leq	Lmax	L(10)	L(90)	WT E2	WT E2	Onsite Met	Onsite Met	NWS Plymouth	Loc. 6	Loc. 6
	Start Time	(min)	(dBA)	(dBA)	(dBA)	(dBA)	Output (kW)	HH WS (m/s)	WD @ 75m (degrees)	Temp. (°C)	Precip. Obs.	Avg. WS @ 2m (m/s)	Gust WS @ 2m (m/s)
Sunday, January 26, 2014	14:50	0:10	60	73	63	45	733	7.8	278	-14		1.7	4.4
Sunday, January 26, 2014	15:00	0:10	58	71	62	43	447	6.8	269	-14		1.9	5.6
Sunday, January 26, 2014	15:10	0:10	59	76	63	45	873	8.5	254	-14		1.9	4.4
Sunday, January 26, 2014	15:20	0:10	58	71	62	39	1247	9.4	234	-15		1.3	4.1
Sunday, January 26, 2014	15:30	0:10	58	73	62	47	1151	9.0	237	-15		1.5	5.0
Sunday, January 26, 2014	15:40	0:10	58	70	63	42	1398	9.9	239	-15		1.3	3.3
Sunday, January 26, 2014	15:50	0:10	58	71	62	42	1298	9.5	252	-15		1.1	3.7
Sunday, January 26, 2014	16:00	0:10	56	69	61	39	762	7.8	238	-15		1.3	3.7
Sunday, January 26, 2014	16:10	0:10	57	75	61	38	376	6.6	236	-15		0.7	2.4
Sunday, January 26, 2014	16:20	0:10	58	71	62	38	555	7.2	236	-15		0.2	1.3
Sunday, January 26, 2014	16:30	0:10	60	76	64	37	425	6.7	225	-15		0.4	1.9
Sunday, January 26, 2014	16:40	0:10	57	74	62	37	102	4.8	215	-15		0.9	2.6
Sunday, January 26, 2014	16:50	0:10	57	72	61	39	487	6.8	219	-15		0.9	2.8
Sunday, January 26, 2014	17:00	0:10	58	75	62	40	384	6.4	228	-15		0.6	1.5
Sunday, January 26, 2014	17:10	0:10	57	72	61	38	202	5.1	232	-16		0.2	1.5
Sunday, January 26, 2014	17:20	0:10	57	72	62	39	47	4.0	226	-15		0.6	2.0
Sunday, January 26, 2014	17:30	0:10	57	69	61	36	25	3.8	223	-16		0.4	1.3
Sunday, January 26, 2014	17:40	0:10	56	71	61	36	127	4.6	219	-15		0.2	0.9
Sunday, January 26, 2014	17:50	0:10	56	71	61	39	72	4.2	215	-15		0.4	0.9
Sunday, January 26, 2014	18:00	0:10	56	74	60	35	-15	3.7	210	-15		0.2	1.3
Sunday, January 26, 2014	18:10	0:10	55	73	59	35	48	4.2	199	-16		0.4	0.9
Sunday, January 26, 2014	18:20	0:10	55	70	60	34	71	4.2	184	-16		0.2	1.1
Sunday, January 26, 2014	18:30	0:10	57	75	60	33	46	4.6	185	-16		0.0	0.0
Sunday, January 26, 2014	18:40	0:10	53	69	57	34	174	5.2	190	-16		0.0	0.0
Sunday, January 26, 2014	18:50	0:10	54	68	58	36	156	5.1	201	-16		0.0	0.0
Sunday, January 26, 2014	19:00	0:10	56	71	60	38	89	4.6	195	-16		0.2	0.7
Sunday, January 26, 2014	19:10	0:10	54	70	58	36	101	4.6	189	-16		0.0	0.0
Sunday, January 26, 2014	19:20	0:10	53	69	58	31	112	4.7	177	-16		0.0	0.0
Sunday, January 26, 2014	19:30	0:10	53	72	57	31	41	4.0	167	-15		0.2	0.6
Sunday, January 26, 2014	19:40	0:10	52	69	56	35	15	3.6	170	-15		0.0	0.7
Sunday, January 26, 2014	19:50	0:10	55	74	58	33	0	3.4	168	-15		0.0	0.4
Sunday, January 26, 2014	20:00	0:10	54	73	58	31	19	3.8	167	-15		0.0	0.0
Sunday, January 26, 2014	20:10	0:10	51	68	54	31	26	3.8	166	-15		0.2	0.9
Sunday, January 26, 2014	20:20	0:10	51	66	55	31	-19	3.5	166	-15		0.0	0.6
Sunday, January 26, 2014	20:30	0:10	51	68	54	30	-10	3.5	167	-15		0.2	0.9
Sunday, January 26, 2014	20:40	0:10	53	74	56	32	40	4.3	164	-15		0.0	0.0
Sunday, January 26, 2014	20:50	0:10	51	67	56	32	77	4.6	161	-15		0.4	1.3
Sunday, January 26, 2014	21:00	0:10	49	66	51	28	69	4.2	166	-15		0.0	0.4
Sunday, January 26, 2014	21:10	0:10	49	67	51	26	70	4.4	168	-15		0.2	0.7
Sunday, January 26, 2014	21:20	0:10	49	65	51	30	96	4.3	167	-15		0.0	0.6
Sunday, January 26, 2014	21:30	0:10	44	63	42	28	123	4.8	168	-15		0.2	1.1
Sunday, January 26, 2014	21:40	0:10	49	69	51	30	144	4.9	166	-15		0.4	1.1
Sunday, January 26, 2014	21:50	0:10	53	73	56	30	84	4.3	169	-15		0.0	0.9
Sunday, January 26, 2014	22:00	0:10	50	69	53	30	85	4.3	169	-15		0.0	0.7
Sunday, January 26, 2014	22:10	0:10	49	64	52	30	105	4.8	163	-15		0.0	0.2
Sunday, January 26, 2014	22:20	0:10	49	70	49	28	72	4.2	164	-15		0.0	0.4
Sunday, January 26, 2014	22:30	0:10	46	66	46	25	149	4.9	155	-15		0.0	0.6
Sunday, January 26, 2014	22:40	0:10	52	74	53	28	168	5.0	152	-15		0.0	0.6
Sunday, January 26, 2014	22:50	0:10	46	64	46	28	53	5.6	151	-15		0.2	1.5
Sunday, January 26, 2014	23:00	0:10	43	62	39	28	169	5.0	151	-15		0.2	0.9
Sunday, January 26, 2014	23:10	0:10	46	64	48	30	175	5.2	154	-15		0.4	1.7
Sunday, January 26, 2014	23:20	0:10	45	64	46	28	-37	4.4	152	-15		0.2	0.9
Sunday, January 26, 2014	23:30	0:10	49	71	41	25	-35	4.3	153	-14		0.2	1.5
Sunday, January 26, 2014	23:40	0:10	47	63	49	28	-34	4.7	159	-14		0.6	2.0
Sunday, January 26, 2014	23:50	0:10	44	63	43	27	-34	5.0	159	-14		0.4	1.7
Monday, January 27, 2014	0:00	0:10	41	62	33	27	-34	4.8	156	-14		0.2	0.9
Monday, January 27, 2014	0:10	0:10	43	63	37	27	-33	4.6	142	-14		0.7	2.0
Monday, January 27, 2014	0:20	0:10	30	35	32	24	-30	4.8	140	-14		0.4	1.5
Monday, January 27, 2014	0:30	0:10	43	66	33	24	-32	5.1	143	-14	1	0.4	1.1
Monday, January 27, 2014	0:40	0:10	30	37	32	25	-31	4.7	147	-14	1	0.6	1.3
Monday, January 27, 2014	0:50	0:10	41	63	35	27	-30	5.3	144	-14		0.6	1.7
Monday, January 27, 2014	1:00	0:10	46	69	34	27	-29	5.2	150	-14		0.4	1.1
Monday, January 27, 2014	1:10	0:10	46	66	43	27	-30	5.4	149	-14		0.4	1.1
Monday, January 27, 2014	1:20	0:10	42	65	33	23	-30	5.3	154	-14		0.4	1.1
Monday, January 27, 2014	1:30	0:10	30	43	32	23	-31	5.0	158	-14		0.2	1.3
Monday, January 27, 2014	1:40	0:10	37	59	33	27	-30	5.4	145	-14		0.2	1.1
Monday, January 27, 2014	1:50	0:10	30	36	32	27	-29	5.8	136	-14		0.4	1.1
Monday, January 27, 2014	2:00	0:10	39	64	35	26	-30	6.5	136	-14		0.6	1.1
Monday, January 27, 2014	2:10	0:10	49	74	33	26	-27	6.7	140	-14		0.7	1.7
Monday, January 27, 2014	2:20	0:10	29	37	32	24	-16	6.7	138	-14		0.4	1.5
Monday, January 27, 2014	2:30	0:10	43	65	38	24	-16	6.2	136	-14		0.7	2.0
Monday, January 27, 2014	2:40	0:10	30	38	33	26	-16	6.0	140	-14		0.6	1.5
Monday, January 27, 2014	2:50	0:10	31	37	33	27	-16	5.4	142	-13		0.4	1.1
Monday, January 27, 2014	3:00	0:10	43	66	36	23	-16	4.9	148	-13		0.4	1.3
Monday, January 27, 2014	3:10	0:10	53	79	41	26	-16	4.8	150	-13		0.7	1.5
Monday, January 27, 2014	3:20	0:10	46	68	38	29	-16	5.2	143	-13		0.6	1.3
Monday, January 27, 2014	3:30	0:10	43	66	40	28	-16	5.7	138	-13		0.9	2.4
Monday, January 27, 2014	3:40	0:10	38	63	34	28	-16	6.2	141	-13		0.7	1.7
Monday, January 27, 2014	3:50	0:10	51	74	45	28	-16	5.3	148	-13		0.6	1.1
Monday, January 27, 2014	4:00	0:10	54	76	52	29	-16	5.6	144	-13		0.7	2.0
Monday, January 27, 2014	4:10	0:10	52	78	43	27	-15	5.8	149	-13		0.6	2.0
Monday, January 27, 2014	4:20	0:10	51	68	53	29	-15	5.3	155	-13		0.7	1.9
Monday, January 27, 2014	4:30	0:10	49	72	49	28	-16	5.8	153	-13		0.7	1.7
Monday, January 27, 2014	4:40	0:10	54	76	52	28	-17	6.1	148	-13		0.4	1.5
Monday, January 27, 2014	4:50	0:10	53	73	54	31	-16	6.2	147	-12		0.6	1.5
Monday, January 27, 2014	5:00	0:10	54	75	55	30	-16	6.2	149	-12		0.6	1.3
Monday, January 27, 2014	5:10	0:10	54	75	56	29	-16	5.7	162	-12		0.6	1.3
Monday, January 27, 2014	5:20	0:10	54	76	55	28	-17	4.7	171	-11		0.7	1.5
Monday, January 27, 2014	5:30	0:10	57	76	59	32	-15	5.9	168	-11		0.7	1.5
Monday, January 27, 2014	5:40	0:10	55	75	59	32	-16	5.5	169	-10		0.4	1.1
Monday, January 27, 2014	5:50	0:10	59	77	61	33	-16	6.4	165	-10		0.4	1.1
Monday, January 27, 2014	6:00	0:10	58	78	60	35	-15	6.5	163	-10		0.4	0.9
Monday, January 27, 2014	6:10	0:10	57	72	61	38	-16	6.7	165	-10		0.7	1.7
Monday, January 27, 2014	6:20	0:10	58	76	62	35	-16	7.3	167	-10		1.1	1.9
Monday, January 27, 2014	6:30	0:10	57	75	62	39	-16	7.7	167	-10		0.7	1.9
Monday, January 27, 2014	6:40	0:10	62	79	65	44	-16	8.0	168	-10		0.7	1.7
Monday, January 27, 2014	6:50	0:10	59	75	63	40	-17	8.1	169	-10		0.7	1.7
Monday, January 27, 2014	7:00	0:10	59	78	63	41	-16	7.7	171	-10		0.6	1.3
Monday, January 27, 2014	7:10	0:10	60	75	64	45	-17	8.2	168	-10		0.9	1.5
Monday, January 27, 2014	7:20	0:10	61	77	64	47	-17	8.2	164	-9		0.4	0.9
Monday, January 27, 2014	7:30	0:10	59	75	63	40	-17	7.5	165	-9		0.7	1.5

Table B-5: Location 3 Winter Compliance Evaluation

Date	Time	Duration	Leq	Lmax	L(10)	L(90)	WT E2	WT E2	Onsite Met	Onsite Met	NWS Plymouth	Loc. 6	Loc. 6
	Start Time	(min)	(dBA)	(dBA)	(dBA)	(dBA)	Output (kW)	HH WS (m/s)	WD @ 75m (degrees)	Temp. (°C)	Precip. Obs.	Avg. WS @ 2m (m/s)	Gust WS @ 2m (m/s)
Monday, January 27, 2014	7:50	0:10	61	75	65	47	-17	7.9	167	-10		0.7	1.7
Monday, January 27, 2014	8:00	0:10	60	76	64	43	-18	8.0	165	-9		0.7	1.5
Monday, January 27, 2014	8:10	0:10	59	75	63	41	-17	7.6	164	-9	1	0.9	1.7
Monday, January 27, 2014	8:20	0:10	58	72	62	41	-16	7.1	167	-9	1	0.9	2.0
Monday, January 27, 2014	8:30	0:10	61	77	64	42	-17	7.5	165	-9	1	1.3	2.0
Monday, January 27, 2014	8:40	0:10	66	86	67	63	-17	7.5	167	-9		1.1	1.9
Monday, January 27, 2014	8:50	0:10	64	76	66	63	-17	7.3	173	-9		1.3	1.9
Monday, January 27, 2014	9:00	0:10	65	76	66	63	-17	6.7	176	-9		1.1	2.0
Monday, January 27, 2014	9:10	0:10	62	77	65	45	-18	6.4	177	-8	1	0.7	1.7
Monday, January 27, 2014	9:20	0:10	60	79	64	39	-17	5.8	181	-7	1	0.6	1.1
Monday, January 27, 2014	9:30	0:10	60	77	64	42	198	6.4	181	-7	1	0.7	1.5
Monday, January 27, 2014	9:40	0:10	61	77	65	45	500	6.8	178	-7	1	0.9	2.0
Monday, January 27, 2014	9:50	0:10	61	83	64	43	673	7.2	178	-7	1	0.9	2.0
Monday, January 27, 2014	10:00	0:10	62	82	64	44	726	7.3	183	-7	1	0.6	1.9
Monday, January 27, 2014	10:10	0:10	60	78	63	40	521	7.2	186	-6	1	0.7	1.7
Monday, January 27, 2014	10:20	0:10	57	75	61	36	518	7.0	185	-6	1	0.7	1.7
Monday, January 27, 2014	10:30	0:10	60	74	63	45	461	6.8	188	-6		0.6	2.0
Monday, January 27, 2014	10:40	0:10	62	76	64	59	217	5.2	187	-6		0.4	1.9
Monday, January 27, 2014	10:50	0:10	63	77	65	59	93	4.0	193	-6		0.7	1.5
Monday, January 27, 2014	11:00	0:10	62	76	65	57	39	4.3	206	-6		0.4	1.3
Monday, January 27, 2014	11:10	0:10	60	77	62	41	687	7.7	234	-8		0.6	1.5
Monday, January 27, 2014	11:20	0:10	61	77	63	41	1070	8.9	257	-5		0.6	2.0
Monday, January 27, 2014	11:30	0:10	60	76	63	45	1975	12.5	248	-5	1	1.5	3.9
Monday, January 27, 2014	11:40	0:10	62	83	64	42	1982	13.0	256	-5	1	2.0	5.6
Monday, January 27, 2014	11:50	0:10	62	82	64	43	1859	11.7	258	-4	1	1.9	4.1
Monday, January 27, 2014	12:00	0:10	61	78	64	47	1879	12.4	268	-4	1	2.2	4.8
Monday, January 27, 2014	12:10	0:10	61	77	65	47	1938	13.7	271	-4	1	2.4	6.1
Monday, January 27, 2014	12:20	0:10	60	78	63	46	1964	14.7	269	-4	1	2.2	4.6
Monday, January 27, 2014	12:30	0:10	61	79	64	46	1922	13.0	259	-4	1	2.4	4.8
Monday, January 27, 2014	12:40	0:10	62	77	65	51	1983	14.2	267	-4	1	2.0	5.7
Monday, January 27, 2014	12:50	0:10	60	81	63	48	1981	14.1	268	-4	1	2.4	8.5
Monday, January 27, 2014	13:00	0:10	63	78	66	51	1977	15.1	266	-4	1	3.2	7.2
Monday, January 27, 2014	13:10	0:10	62	79	65	52	1996	17.6	262	-4	1	3.2	7.6
Monday, January 27, 2014	13:20	0:10	63	78	66	52	1992	17.5	269	-5	1	3.5	7.6
Monday, January 27, 2014	13:30	0:10	61	81	64	52	1997	19.7	267	-5	1	2.6	7.0
Monday, January 27, 2014	13:40	0:10	64	76	68	56	1996	18.4	267	-5	1	3.0	7.2
Monday, January 27, 2014	13:50	0:10	63	78	66	52	1997	17.3	274	-5	1	3.0	8.0
Monday, January 27, 2014	14:00	0:10	62	75	66	55	1989	15.8	277	-6	1	3.2	7.2
Monday, January 27, 2014	14:10	0:10	64	76	67	56	1987	18.7	276	-6	1	2.2	6.9
Monday, January 27, 2014	14:20	0:10	62	80	65	53	1997	18.9	269	-6	1	2.6	6.5
Monday, January 27, 2014	14:30	0:10	64	78	67	53	1996	18.3	267	-6	1	3.0	8.9
Monday, January 27, 2014	14:40	0:10	61	73	64	49	1997	17.8	278	-6	1	3.2	6.1
Monday, January 27, 2014	14:50	0:10	61	76	65	52	1892	14.1	280	-7	1	2.8	7.4
Monday, January 27, 2014	15:00	0:10	59	75	63	47	1983	15.2	284	-7	1	3.0	6.9
Monday, January 27, 2014	15:10	0:10	60	79	64	52	1987	14.6	279	-7	1	2.8	5.9
Monday, January 27, 2014	15:20	0:10	61	73	64	49	1923	13.6	278	-7	1	3.3	8.0
Monday, January 27, 2014	15:30	0:10	62	78	65	52	1996	17.6	295	-7	1	3.2	8.2
Monday, January 27, 2014	15:40	0:10	60	74	64	49	1938	14.3	286	-8	1	2.4	6.5
Monday, January 27, 2014	15:50	0:10	59	72	63	49	1956	14.0	286	-8	1	2.8	6.7
Monday, January 27, 2014	16:00	0:10	60	74	63	50	1955	14.3	287	-8	1	2.4	4.8
Monday, January 27, 2014	16:10	0:10	63	85	66	54	1993	18.9	297	-9	1	2.6	7.8
Monday, January 27, 2014	16:20	0:10	61	75	65	49	1996	18.4	284	-9	1	2.8	6.1
Monday, January 27, 2014	16:30	0:10	61	80	64	50	1995	18.4	288	-10	1	3.0	7.2
Monday, January 27, 2014	16:40	0:10	62	82	65	53	1976	18.5	293	-10	1	3.2	8.0
Monday, January 27, 2014	16:50	0:10	62	72	65	54	1990	15.0	285	-10	1	3.2	8.2
Monday, January 27, 2014	17:00	0:10	61	76	65	50	1966	14.8	281	-11	1	3.2	9.3
Monday, January 27, 2014	17:10	0:10	63	76	66	53	1995	17.9	285	-11	1	3.2	7.4
Monday, January 27, 2014	17:20	0:10	62	76	66	55	1988	16.1	282	-11	1	3.3	6.9
Monday, January 27, 2014	17:30	0:10	60	71	64	52	1979	15.7	283	-11	1	3.2	8.9
Monday, January 27, 2014	17:40	0:10	59	73	62	50	1994	17.1	283	-11	1	3.5	9.1
Monday, January 27, 2014	17:50	0:10	59	72	63	47	1994	16.6	287	-11	1	3.0	7.0
Monday, January 27, 2014	18:00	0:10	58	71	63	45	1992	16.5	284	-12	1	3.0	7.2
Monday, January 27, 2014	18:10	0:10	58	77	61	43	1977	15.0	286	-12	1	3.2	6.1
Monday, January 27, 2014	18:20	0:10	56	70	60	43	1947	13.3	289	-12	1	2.4	6.1
Monday, January 27, 2014	18:30	0:10	56	71	61	43	1948	14.0	285	-12	1	2.8	6.1
Monday, January 27, 2014	18:40	0:10	58	76	61	47	1863	12.2	294	-12	1	3.3	6.7
Monday, January 27, 2014	18:50	0:10	59	78	62	45	1941	12.3	298	-12	1	2.8	6.3
Monday, January 27, 2014	19:00	0:10	56	73	60	40	1989	13.5	295	-12	1	2.2	6.1
Monday, January 27, 2014	19:10	0:10	54	71	58	37	1989	14.0	295	-12	1	2.4	6.7
Monday, January 27, 2014	19:20	0:10	53	68	57	37	1920	12.9	291	-12	1	1.9	4.6
Monday, January 27, 2014	19:30	0:10	54	70	58	37	1961	13.1	290	-13	1	1.7	4.4
Monday, January 27, 2014	19:40	0:10	58	79	61	37	1929	12.4	295	-13	1	2.0	4.4
Monday, January 27, 2014	19:50	0:10	55	71	60	37	1899	11.8	293	-13	1	1.9	4.1
Monday, January 27, 2014	20:00	0:10	51	66	56	37	1897	12.0	292	-13	1	2.0	5.2
Monday, January 27, 2014	20:10	0:10	52	70	55	39	1444	10.1	294	-13	1	2.0	5.6
Monday, January 27, 2014	20:20	0:10	56	73	60	39	1215	9.2	289	-13	1	1.9	5.0
Monday, January 27, 2014	20:30	0:10	56	76	59	40	1202	9.3	293	-13	1	1.9	4.1
Monday, January 27, 2014	20:40	0:10	54	75	56	33	1330	9.7	289	-13	1	1.7	4.6
Monday, January 27, 2014	20:50	0:10	52	71	57	35	1288	9.5	291	-13	1	1.7	3.5
Monday, January 27, 2014	21:00	0:10	54	72	58	37	866	8.2	295	-14	1	1.7	3.7
Monday, January 27, 2014	21:10	0:10	50	66	55	35	880	8.3	291	-14	1	1.7	4.1
Monday, January 27, 2014	21:20	0:10	52	72	55	35	1180	9.3	286	-14	1	1.7	3.7
Monday, January 27, 2014	21:30	0:10	55	77	57	35	991	8.6	297	-14	1	1.5	3.2
Monday, January 27, 2014	21:40	0:10	50	68	53	32	853	8.2	291	-14	1	1.3	4.1
Monday, January 27, 2014	21:50	0:10	51	70	54	33	963	8.4	291	-14	1	1.1	3.3
Monday, January 27, 2014	22:00	0:10	49	65	53	37	913	8.0	292	-14	1	1.1	4.1
Monday, January 27, 2014	22:10	0:10	49	67	53	34	664	7.7	288	-14	1	1.1	3.5
Monday, January 27, 2014	22:20	0:10	47	66	50	34	1209	9.4	294	-15	1	0.9	2.4
Monday, January 27, 2014	22:30	0:10	50	71	49	35	1741	10.9	296	-15	1	3.3	3.2
Monday, January 27, 2014	22:40	0:10	51	71	53	36	1467	9.8	295	-15	1	1.1	2.4
Monday, January 27, 2014	22:50	0:10	52	71	53	33	755	7.6	288	-15	1	1.5	3.3
Monday, January 27, 2014	23:00	0:10	50	74	48	31	326	5.9	286	-15	1	1.5	3.9
Monday, January 27, 2014	23:10	0:10	46	65	46	27	388	6.3	284	-15	1	1.9	4.6
Monday, January 27, 2014	23:20	0:10	52	69	54	30	407	6.3	279	-15	1	1.7	5.0
Monday, January 27, 2014	23:30	0:10	50	66	54	29	565	6.8	277	-15	1	1.7	4.4
Monday, January 27, 2014	23:40	0:10	47	67	48	31	466	7.0	277	-15	1	1.9	5.7
Monday, January 27, 2014	23:50	0:10	46	64	45	30	721	7.8	275	-15	1	1.9	5.4
Tuesday, January 28, 2014	0:00	0:10	43	65	41	30	808	7.7	275	-16	1	1.9	4.6
Tuesday, January 28, 2014	0:10	0:10	44	66									

Table B-5: Location 3 Winter Compliance Evaluation

Date	Time	Duration	Leq	Lmax	L(10)	L(90)	WT E2	WT E2	Onsite Met	Onsite Met	NWS Plymouth	Loc. 6	Loc. 6
	Start Time	(min)	(dBA)	(dBA)	(dBA)	(dBA)	Output (kW)	HH WS (m/s)	WD @ 75m (degrees)	Temp. (°C)	Precip. Obs.	Avg. WS @ 2m (m/s)	Gust WS @ 2m (m/s)
Tuesday, January 28, 2014	0:50	0:10	46	71	41	31	1275	9.4	275	-16		1.3	3.2
Tuesday, January 28, 2014	1:00	0:10	41	64	38	31	1263	8.9	273	-17		1.3	3.3
Tuesday, January 28, 2014	1:10	0:10	42	64	39	31	1523	9.9	276	-17		1.3	3.5
Tuesday, January 28, 2014	1:20	0:10	36	53	38	32	1787	10.7	276	-17		1.1	3.3
Tuesday, January 28, 2014	1:30	0:10	46	67	45	35	1897	11.1	276	-17		0.9	2.2
Tuesday, January 28, 2014	1:40	0:10	50	75	43	32	1749	10.5	279	-17		0.9	3.2
Tuesday, January 28, 2014	1:50	0:10	47	68	45	35	1958	11.9	280	-17		0.7	2.0
Tuesday, January 28, 2014	2:00	0:10	48	67	49	35	1787	10.7	279	-17		0.9	3.2
Tuesday, January 28, 2014	2:10	0:10	39	54	42	32	1595	10.0	280	-18		0.6	2.6
Tuesday, January 28, 2014	2:20	0:10	37	53	39	31	1416	9.6	280	-18		0.6	1.3
Tuesday, January 28, 2014	2:30	0:10	43	64	40	31	1465	9.7	278	-18		0.9	2.4
Tuesday, January 28, 2014	2:40	0:10	40	63	37	29	1221	8.9	278	-18		1.5	2.8
Tuesday, January 28, 2014	2:50	0:10	34	56	36	29	1457	9.6	279	-18		0.9	2.2
Tuesday, January 28, 2014	3:00	0:10	39	62	37	29	1457	9.6	281	-18		0.9	2.2
Tuesday, January 28, 2014	3:10	0:10	34	49	36	30	1721	10.4	280	-18		0.4	1.9
Tuesday, January 28, 2014	3:20	0:10	46	71	41	31	1710	10.3	276	-18		0.4	1.7
Tuesday, January 28, 2014	3:30	0:10	44	67	37	28	1318	9.3	271	-18		0.2	1.1
Tuesday, January 28, 2014	3:40	0:10	32	42	35	28	888	8.1	265	-19		0.7	2.0
Tuesday, January 28, 2014	3:50	0:10	53	79	36	28	551	7.0	264	-19		1.1	3.5
Tuesday, January 28, 2014	4:00	0:10	41	66	36	28	470	6.7	268	-18		0.9	2.2
Tuesday, January 28, 2014	4:10	0:10	54	76	54	29	733	7.5	264	-19		0.9	3.2
Tuesday, January 28, 2014	4:20	0:10	50	71	50	28	656	7.3	263	-19		0.7	3.0
Tuesday, January 28, 2014	4:30	0:10	54	79	43	28	511	6.8	258	-19		0.6	1.7
Tuesday, January 28, 2014	4:40	0:10	55	79	55	32	366	6.1	260	-19		1.1	3.3
Tuesday, January 28, 2014	4:50	0:10	55	77	56	32	289	5.8	252	-19		1.5	4.4
Tuesday, January 28, 2014	5:00	0:10	52	71	55	31	454	6.4	269	-19		1.1	3.2
Tuesday, January 28, 2014	5:10	0:10	56	77	58	28	1034	8.5	270	-19		1.5	3.9
Tuesday, January 28, 2014	5:20	0:10	56	72	59	36	1404	9.3	268	-19		1.5	3.9
Tuesday, January 28, 2014	5:30	0:10	57	76	58	36	1634	9.9	267	-19		1.3	3.3
Tuesday, January 28, 2014	5:40	0:10	54	71	57	34	1507	9.7	263	-19		1.5	3.7
Tuesday, January 28, 2014	5:50	0:10	59	77	62	35	881	8.0	270	-19		1.3	2.6
Tuesday, January 28, 2014	6:00	0:10	58	78	62	39	1185	9.0	267	-19		1.5	3.2
Tuesday, January 28, 2014	6:10	0:10	58	76	61	40	1192	8.7	268	-19		1.5	3.9
Tuesday, January 28, 2014	6:20	0:10	58	72	62	48	1624	9.9	274	-19		1.5	3.2
Tuesday, January 28, 2014	6:30	0:10	63	79	66	49	1350	9.3	270	-19		1.5	3.3
Tuesday, January 28, 2014	6:40	0:10	62	77	66	47	1692	10.2	267	-19		1.7	4.6
Tuesday, January 28, 2014	6:50	0:10	64	79	67	46	1717	10.6	267	-19		1.9	4.4
Tuesday, January 28, 2014	7:00	0:10	63	78	66	48	1899	11.5	267	-19		1.3	3.5
Tuesday, January 28, 2014	7:10	0:10	62	80	65	44	1908	11.7	267	-19		1.7	5.0
Tuesday, January 28, 2014	7:20	0:10	61	78	65	46	1961	12.2	266	-19		1.1	4.1
Tuesday, January 28, 2014	7:30	0:10	61	77	65	49	1941	12.4	267	-19		1.1	3.2
Tuesday, January 28, 2014	7:40	0:10	62	89	65	49	1927	12.4	264	-19		1.3	4.3
Tuesday, January 28, 2014	7:50	0:10	60	76	64	45	1950	12.8	269	-19		1.3	2.8
Tuesday, January 28, 2014	8:00	0:10	61	77	65	44	1953	12.5	268	-19		1.5	5.0
Tuesday, January 28, 2014	8:10	0:10	60	78	64	44	1994	13.9	271	-19		1.5	3.3
Tuesday, January 28, 2014	8:20	0:10	60	79	64	46	1996	15.3	275	-19		1.3	3.2
Tuesday, January 28, 2014	8:30	0:10	61	78	64	49	1996	15.6	273	-19		1.1	2.4
Tuesday, January 28, 2014	8:40	0:10	59	74	63	45	1996	14.8	272	-18		1.9	3.9
Tuesday, January 28, 2014	8:50	0:10	61	79	64	45	1995	15.8	275	-18		1.5	3.3
Tuesday, January 28, 2014	9:00	0:10	60	77	63	43	1987	14.0	277	-18		1.7	4.6
Tuesday, January 28, 2014	9:10	0:10	59	78	62	45	1839	11.8	277	-18		2.8	6.5
Tuesday, January 28, 2014	9:20	0:10	60	79	64	45	1461	10.4	275	-18		2.4	7.6
Tuesday, January 28, 2014	9:30	0:10	62	78	66	49	1603	11.0	277	-18		2.8	6.7
Tuesday, January 28, 2014	9:40	0:10	59	77	63	46	1845	12.7	283	-17		2.2	6.7
Tuesday, January 28, 2014	9:50	0:10	60	78	62	46	1912	12.9	284	-17		2.2	5.4
Tuesday, January 28, 2014	10:00	0:10	59	75	63	48	1901	12.7	281	-17		2.0	5.2
Tuesday, January 28, 2014	10:10	0:10	61	81	64	44	1886	12.4	277	-17		2.4	6.3
Tuesday, January 28, 2014	10:20	0:10	57	72	61	41	1869	12.4	282	-17		2.6	6.5
Tuesday, January 28, 2014	10:30	0:10	61	76	64	46	1578	10.6	293	-16		2.2	6.7
Tuesday, January 28, 2014	10:40	0:10	65	85	66	47	1721	11.3	297	-16		2.6	5.4
Tuesday, January 28, 2014	10:50	0:10	66	84	67	65	1620	10.8	288	-16		2.4	6.5
Tuesday, January 28, 2014	11:00	0:10	66	78	67	65	1121	8.9	283	-16		2.6	8.0
Tuesday, January 28, 2014	11:10	0:10	66	78	67	65	1119	9.0	283	-15		2.2	5.4
Tuesday, January 28, 2014	11:20	0:10	65	79	67	47	1654	11.0	286	-15		2.4	4.3
Tuesday, January 28, 2014	11:30	0:10	61	78	64	45	1699	11.2	297	-15		2.2	4.8
Tuesday, January 28, 2014	11:40	0:10	59	78	62	40	1394	9.6	281	-15		1.7	3.9
Tuesday, January 28, 2014	11:50	0:10	60	78	64	42	1474	10.4	280	-14		1.7	3.3
Tuesday, January 28, 2014	12:00	0:10	60	77	64	39	1589	10.3	276	-14		1.7	4.4
Tuesday, January 28, 2014	12:10	0:10	60	78	63	42	1245	9.2	288	-14		1.9	4.8
Tuesday, January 28, 2014	12:20	0:10	61	79	63	45	1330	9.7	276	-14		1.7	4.1
Tuesday, January 28, 2014	12:30	0:10	60	78	64	42	1371	9.4	268	-13		1.9	5.6
Tuesday, January 28, 2014	12:40	0:10	61	79	65	45	1193	9.2	294	-13		1.9	4.1
Tuesday, January 28, 2014	12:50	0:10	62	80	65	45	1186	9.1	278	-13		1.9	4.3
Tuesday, January 28, 2014	13:00	0:10	58	77	62	39	825	8.2	271	-13		1.5	3.9
Tuesday, January 28, 2014	13:10	0:10	59	78	62	39	749	7.8	258	-14		1.7	4.1
Tuesday, January 28, 2014	13:20	0:10	61	77	65	43	605	7.3	263	-14		1.9	4.1
Tuesday, January 28, 2014	13:30	0:10	61	81	63	40	741	7.8	277	-14		1.7	3.3
Tuesday, January 28, 2014	13:40	0:10	60	76	64	39	889	8.0	273	-13		1.7	4.4
Tuesday, January 28, 2014	13:50	0:10	60	77	64	42	504	6.7	279	-13		1.7	4.3
Tuesday, January 28, 2014	14:00	0:10	58	73	62	38	658	7.7	278	-13		1.3	2.6
Tuesday, January 28, 2014	14:10	0:10	59	76	63	42	1063	8.8	270	-13		1.7	5.2
Tuesday, January 28, 2014	14:20	0:10	62	80	65	43	681	7.5	271	-13		1.1	2.4
Tuesday, January 28, 2014	14:30	0:10	62	78	65	41	940	8.2	266	-13		1.1	3.9
Tuesday, January 28, 2014	14:40	0:10	60	77	63	42	904	8.2	263	-13		1.5	3.3
Tuesday, January 28, 2014	14:50	0:10	61	80	64	42	719	7.7	259	-14		1.5	3.2
Tuesday, January 28, 2014	15:00	0:10	61	81	64	39	826	8.1	270	-14		1.1	2.6
Tuesday, January 28, 2014	15:10	0:10	60	76	64	43	567	7.1	266	-14		0.9	2.8
Tuesday, January 28, 2014	15:20	0:10	63	84	64	47	359	6.3	243	-14		1.1	3.0
Tuesday, January 28, 2014	15:30	0:10	62	81	65	45	228	5.6	236	-14		0.9	2.4
Tuesday, January 28, 2014	15:40	0:10	61	79	65	40	513	6.9	240	-14		1.1	2.6
Tuesday, January 28, 2014	15:50	0:10	57	73	61	39	423	6.4	241	-14		1.1	3.0
Tuesday, January 28, 2014	16:00	0:10	62	80	65	44	195	5.4	247	-15		1.1	2.6
Tuesday, January 28, 2014	16:10	0:10	59	74	63	42	279	5.9	240	-15		0.7	2.6
Tuesday, January 28, 2014	16:20	0:10	61	75	65	41	457	6.8	239	-15		0.9	2.8
Tuesday, January 28, 2014	16:30	0:10	59	71	63	42	936	8.4	239	-15		0.9	2.2
Tuesday, January 28, 2014	16:40	0:10	61	79	65	47	859	8.1	240	-15		0.7	2.0
Tuesday, January 28, 2014	16:50	0:10	61	76	65	45	625	7.4	244	-15		0.6	1.5
Tuesday, January 28, 2014	17:00	0:10	61	78	65	42	675	7.6	244	-16		0.6	4.3
Tuesday, January 28, 2014	17:10	0:10	60	73	64	45	849	8.2	242	-16		0.4	1.9
Tuesday, January 28, 2014	17:20	0:10	60	75	64	44	1015	8.5	244	-16			

Table B-5: Location 3 Winter Compliance Evaluation

Date	Time	Duration	Leq	Lmax	L(10)	L(90)	WT E2	WT E2	Onsite Met	Onsite Met	NWS Plymouth	Loc. 6	Loc. 6
	Start Time	(min)	(dBA)	(dBA)	(dBA)	(dBA)	Output (kW)	HH WS (m/s)	WD @ 75m (degrees)	Temp. (°C)	Precip. Obs.	Avg. WS @ 2m (m/s)	Gust WS @ 2m (m/s)
Tuesday, January 28, 2014	17:50	0:10	58	74	62	37	482	6.9	235	-16		0.6	1.3
Tuesday, January 28, 2014	18:00	0:10	59	77	63	40	531	7.0	237	-16		0.0	0.4
Tuesday, January 28, 2014	18:10	0:10	60	78	63	38	455	6.8	229	-16		0.4	1.3
Tuesday, January 28, 2014	18:20	0:10	56	73	60	38	367	6.4	235	-16		0.4	1.5
Tuesday, January 28, 2014	18:30	0:10	59	79	63	38	342	6.3	234	-16		0.4	1.1
Tuesday, January 28, 2014	18:40	0:10	55	68	60	36	211	5.5	228	-16		0.4	0.9
Tuesday, January 28, 2014	18:50	0:10	58	79	62	33	238	5.9	222	-16		0.4	2.0
Tuesday, January 28, 2014	19:00	0:10	57	73	61	35	35	3.7	203	-17		0.0	0.9
Tuesday, January 28, 2014	19:10	0:10	56	76	60	37	-40	2.9	205	-17		0.2	2.2
Tuesday, January 28, 2014	19:20	0:10	54	70	58	36	13	3.9	209	-16		0.2	1.1
Tuesday, January 28, 2014	19:30	0:10	58	78	61	37	295	5.9	219	-16		0.2	0.9
Tuesday, January 28, 2014	19:40	0:10	54	69	58	34	216	5.5	229	-16		0.2	1.5
Tuesday, January 28, 2014	19:50	0:10	57	80	60	34	296	5.9	233	-16		0.0	0.7
Tuesday, January 28, 2014	20:00	0:10	53	68	57	30	170	5.1	239	-16		0.2	1.3
Tuesday, January 28, 2014	20:10	0:10	56	69	60	50	436	6.6	237	-17		0.0	0.7
Tuesday, January 28, 2014	20:20	0:10	56	71	59	50	285	6.0	240	-17		0.0	0.0
Tuesday, January 28, 2014	20:30	0:10	54	68	58	50	261	5.9	242	-17		0.0	0.0
Tuesday, January 28, 2014	20:40	0:10	56	75	57	50	326	6.0	244	-17		0.0	0.0
Tuesday, January 28, 2014	20:50	0:10	55	69	57	50	446	6.8	249	-17		0.2	1.1
Tuesday, January 28, 2014	21:00	0:10	56	76	59	50	332	6.0	253	-16		0.2	0.7
Tuesday, January 28, 2014	21:10	0:10	57	75	59	50	419	6.4	253	-16		0.2	0.6
Tuesday, January 28, 2014	21:20	0:10	58	80	59	32	591	7.2	258	-16		0.2	0.9
Tuesday, January 28, 2014	21:30	0:10	51	68	55	30	742	7.7	261	-16		0.2	0.9
Tuesday, January 28, 2014	21:40	0:10	52	69	57	30	578	7.3	257	-17		0.0	0.2
Tuesday, January 28, 2014	21:50	0:10	53	70	56	31	424	6.5	250	-17		0.0	0.0
Tuesday, January 28, 2014	22:00	0:10	53	75	54	29	266	5.9	249	-17		0.0	0.0
Tuesday, January 28, 2014	22:10	0:10	54	74	56	30	258	5.8	258	-17		0.2	0.7
Tuesday, January 28, 2014	22:20	0:10	40	62	34	25	439	6.6	257	-17		0.0	0.6
Tuesday, January 28, 2014	22:30	0:10	55	76	56	28	264	5.9	254	-16		0.0	0.4
Tuesday, January 28, 2014	22:40	0:10	50	72	49	30	226	5.6	252	-16		0.2	0.7
Tuesday, January 28, 2014	22:50	0:10	55	78	54	28	387	6.5	260	-16		0.0	0.2
Tuesday, January 28, 2014	23:00	0:10	54	73	55	30	394	6.3	262	-17		0.0	1.1
Tuesday, January 28, 2014	23:10	0:10	47	69	40	24	361	6.3	260	-16		0.0	0.0
Tuesday, January 28, 2014	23:20	0:10	50	69	51	29	465	6.8	257	-16		0.0	0.0
Tuesday, January 28, 2014	23:30	0:10	48	69	50	31	414	6.6	257	-17		0.2	0.9
Tuesday, January 28, 2014	23:40	0:10	44	66	38	29	175	5.2	260	-17		0.4	1.3
Tuesday, January 28, 2014	23:50	0:10	48	65	48	29	274	5.7	264	-17		0.4	1.3
Wednesday, January 29, 2014	0:00	0:10	45	67	40	25	302	6.0	264	-17		0.0	0.4
Wednesday, January 29, 2014	0:10	0:10	31	38	34	26	278	5.8	260	-17		0.0	0.0
Wednesday, January 29, 2014	0:20	0:10	44	66	36	28	452	6.6	259	-17		0.0	0.0
Wednesday, January 29, 2014	0:30	0:10	39	61	35	27	355	6.3	259	-17		0.0	0.0
Wednesday, January 29, 2014	0:40	0:10	48	72	38	27	270	5.8	249	-17		0.0	0.7
Wednesday, January 29, 2014	0:50	0:10	44	67	35	25	197	5.2	245	-16		0.0	0.0
Wednesday, January 29, 2014	1:00	0:10	47	67	43	28	193	5.2	256	-16		0.2	0.7
Wednesday, January 29, 2014	1:10	0:10	44	68	35	28	283	5.9	254	-16		0.2	0.9
Wednesday, January 29, 2014	1:20	0:10	32	39	34	26	434	6.5	261	-17		0.0	0.0
Wednesday, January 29, 2014	1:30	0:10	52	74	40	27	447	6.7	268	-17		0.0	0.7
Wednesday, January 29, 2014	1:40	0:10	51	73	49	36	411	6.5	270	-17		0.0	0.0
Wednesday, January 29, 2014	1:50	0:10	39	44	42	37	197	5.2	272	-17		0.2	0.7
Wednesday, January 29, 2014	2:00	0:10	44	65	45	30	143	4.9	276	-17		0.2	0.9
Wednesday, January 29, 2014	2:10	0:10	43	68	36	27	144	5.0	277	-17		0.2	0.7
Wednesday, January 29, 2014	2:20	0:10	29	38	32	22	164	5.0	278	-17		0.0	0.6
Wednesday, January 29, 2014	2:30	0:10	50	74	37	27	200	5.4	273	-17		0.0	0.0
Wednesday, January 29, 2014	2:40	0:10	32	42	34	29	307	6.0	273	-17		0.0	0.0
Wednesday, January 29, 2014	2:50	0:10	48	74	40	29	230	5.5	273	-17		0.0	0.0
Wednesday, January 29, 2014	3:00	0:10	31	39	34	25	211	5.4	277	-17		0.0	0.4
Wednesday, January 29, 2014	3:10	0:10	32	41	35	23	241	5.7	279	-17		0.0	0.2
Wednesday, January 29, 2014	3:20	0:10	49	73	42	29	250	5.9	276	-17		0.0	0.0
Wednesday, January 29, 2014	3:30	0:10	31	38	33	27	230	5.7	272	-17		0.0	0.0
Wednesday, January 29, 2014	3:40	0:10	32	40	34	28	224	5.7	266	-17		0.0	0.0
Wednesday, January 29, 2014	3:50	0:10	41	67	35	28	255	5.9	268	-17		0.0	0.0
Wednesday, January 29, 2014	4:00	0:10	32	41	35	28	171	5.2	269	-17		0.0	0.0
Wednesday, January 29, 2014	4:10	0:10	52	74	52	30	180	5.2	270	-17		0.0	0.0
Wednesday, January 29, 2014	4:20	0:10	55	76	53	28	123	4.7	271	-17		0.0	0.0
Wednesday, January 29, 2014	4:30	0:10	53	77	46	27	108	4.7	255	-18		0.0	0.0
Wednesday, January 29, 2014	4:40	0:10	53	76	51	30	35	4.1	252	-18		0.2	1.1
Wednesday, January 29, 2014	4:50	0:10	55	78	52	29	26	4.0	256	-17		0.0	0.6
Wednesday, January 29, 2014	5:00	0:10	58	79	58	29	-1	3.7	260	-17		0.0	0.4
Wednesday, January 29, 2014	5:10	0:10	58	77	60	31	5	3.7	258	-17		0.0	0.0
Wednesday, January 29, 2014	5:20	0:10	58	79	60	33	-23	3.2	252	-18		0.0	0.0
Wednesday, January 29, 2014	5:30	0:10	53	75	53	30	-41	2.5	243	-18		0.0	0.0
Wednesday, January 29, 2014	5:40	0:10	58	79	59	34	-40	2.8	248	-18		0.0	0.0
Wednesday, January 29, 2014	5:50	0:10	55	72	60	33	-43	2.6	252	-18		0.0	0.0
Wednesday, January 29, 2014	6:00	0:10	57	74	60	35	-40	2.7	250	-18		0.0	0.0
Wednesday, January 29, 2014	6:10	0:10	57	77	61	35	-34	3.1	256	-19		0.0	0.0
Wednesday, January 29, 2014	6:20	0:10	60	78	64	38	-33	3.3	256	-19		0.0	0.0
Wednesday, January 29, 2014	6:30	0:10	62	81	66	41	-27	3.3	246	-19		0.0	0.0
Wednesday, January 29, 2014	6:40	0:10	61	78	65	40	-22	3.5	227	-19		0.0	0.6
Wednesday, January 29, 2014	6:50	0:10	60	78	64	45	17	3.9	226	-19		0.2	0.6
Wednesday, January 29, 2014	7:00	0:10	60	77	63	41	16	3.8	227	-19		0.0	0.4
Wednesday, January 29, 2014	7:10	0:10	69	79	71	51	-5	3.7	221	-19		0.2	0.6
Wednesday, January 29, 2014	7:20	0:10	70	79	71	70	74	4.4	215	-18		0.2	0.7
Wednesday, January 29, 2014	7:30	0:10	70	77	71	70	140	4.8	218	-19		0.4	0.9
Wednesday, January 29, 2014	7:40	0:10	72	89	72	57	195	5.2	226	-19		0.4	0.9
Wednesday, January 29, 2014	7:50	0:10	71	77	72	71	159	4.9	226	-19		0.4	0.7
Wednesday, January 29, 2014	8:00	0:10	72	79	73	71	146	4.8	226	-19		0.2	1.9
Wednesday, January 29, 2014	8:10	0:10	72	75	72	71	107	4.6	230	-18		0.6	2.2
Wednesday, January 29, 2014	8:20	0:10	73	79	75	72	60	4.0	228	-17		0.4	1.5
Wednesday, January 29, 2014	8:30	0:10	72	80	73	72	71	4.4	226	-17		0.6	1.9
Wednesday, January 29, 2014	8:40	0:10	72	80	73	72	95	4.6	225	-16		0.6	1.5
Wednesday, January 29, 2014	8:50	0:10	71	87	72	52	188	5.2	222	-16		0.9	3.0
Wednesday, January 29, 2014	9:00	0:10	60	80	63	35	160	5.0	224	-16		0.6	1.3
Wednesday, January 29, 2014	9:10	0:10	60	76	63	38	87	4.4	226	-16		0.6	2.2
Wednesday, January 29, 2014	9:20	0:10	60	80	63	38	62	4.2	229	-16		0.7	2.4
Wednesday, January 29, 2014	9:30	0:10	57	72	62	38	58	4.4	233	-15		1.1	3.7
Wednesday, January 29, 2014	9:40	0:10	60	78	63	38	227	5.6	235	-15		0.9	3.2
Wednesday, January 29, 2014	9:50	0:10	60	77	64	38	87	4.4	237	-15		1.3	3.0
Wednesday, January 29, 2014	10:00	0:10	61	81	64	42	50	4.2	222	-14		1.1	3.5
Wednesday, January 29, 2014	10:10	0:10	60	71	63	48	53	3.9	228	-14		1.5	3.2
Wednesday, January 29, 2014	10:20	0:10	63	78	64	60	29	3.7	238	-14		1.3	3.5
Wednesday, January 29, 2014	10:30	0:10	63	79	64	60	189	5.1	237	-13		1.1	2.6

Table B-5: Location 3 Winter Compliance Evaluation

Date	Time	Duration	Leq	Lmax	L(10)	L(90)	WT E2	WT E2	Onsite Met	Onsite Met	NWS Plymouth	Loc. 6	Loc. 6
	Start Time	(min)	(dBA)	(dBA)	(dBA)	(dBA)	Output (kW)	HH WS (m/s)	WD @ 75m (degrees)	Temp. (°C)	Precip. Obs.	Avg. WS @ 2m (m/s)	Gust WS @ 2m (m/s)
Wednesday, January 29, 2014	10:50	0:10	59	78	62	45	35	3.9	242	-13		1.1	3.0
Wednesday, January 29, 2014	11:00	0:10	61	78	64	48	374	6.3	244	-13		1.5	3.7
Wednesday, January 29, 2014	11:10	0:10	59	76	62	47	877	8.2	231	-13		1.3	2.6
Wednesday, January 29, 2014	11:20	0:10	60	77	62	40	1148	8.9	238	-13		1.1	3.0
Wednesday, January 29, 2014	11:30	0:10	61	78	65	39	736	7.6	237	-12		1.7	3.5
Wednesday, January 29, 2014	11:40	0:10	59	77	63	38	544	7.2	241	-12		0.9	3.5
Wednesday, January 29, 2014	11:50	0:10	60	81	63	41	843	8.2	263	-12		1.1	3.3
Wednesday, January 29, 2014	12:00	0:10	62	78	63	42	676	7.7	250	-12		1.5	3.3
Wednesday, January 29, 2014	12:10	0:10	60	79	64	40	776	7.9	253	-12		1.3	3.3
Wednesday, January 29, 2014	12:20	0:10	60	81	63	43	389	6.4	238	-12		1.5	3.7
Wednesday, January 29, 2014	12:30	0:10	60	78	64	41	584	7.2	238	-12		1.3	3.5
Wednesday, January 29, 2014	12:40	0:10	59	75	62	45	900	8.2	236	-11		1.7	4.1
Wednesday, January 29, 2014	12:50	0:10	59	77	63	39	872	8.2	248	-11		1.1	3.5
Wednesday, January 29, 2014	13:00	0:10	59	76	63	40	648	7.6	239	-11		1.1	2.6
Wednesday, January 29, 2014	13:10	0:10	59	78	62	42	693	7.6	232	-11		1.5	4.4
Wednesday, January 29, 2014	13:20	0:10	60	82	63	40	662	7.4	240	-11		1.3	3.7
Wednesday, January 29, 2014	13:30	0:10	61	80	63	40	1350	9.6	238	-11		1.3	3.0
Wednesday, January 29, 2014	13:40	0:10	59	76	62	37	767	8.0	241	-11		1.1	2.4
Wednesday, January 29, 2014	13:50	0:10	62	81	65	41	794	8.1	239	-11		1.1	3.3
Wednesday, January 29, 2014	14:00	0:10	61	81	65	40	1300	9.6	233	-11		1.5	6.1
Wednesday, January 29, 2014	14:10	0:10	61	77	64	40	1690	11.2	233	-11		1.3	3.7
Wednesday, January 29, 2014	14:20	0:10	60	76	64	43	1889	11.3	243	-11		1.9	4.6
Wednesday, January 29, 2014	14:30	0:10	60	76	64	45	1852	12.6	246	-11		1.9	3.2
Wednesday, January 29, 2014	14:40	0:10	61	78	64	44	1823	12.0	230	-10		1.1	4.8
Wednesday, January 29, 2014	14:50	0:10	61	77	65	45	1910	11.9	242	-10		2.0	5.6
Wednesday, January 29, 2014	15:00	0:10	61	77	64	46	1547	10.8	242	-11		1.9	5.0
Wednesday, January 29, 2014	15:10	0:10	60	76	64	45	1973	14.1	238	-11		2.2	5.2
Wednesday, January 29, 2014	15:20	0:10	62	78	64	50	1992	13.4	245	-11		2.0	5.2
Wednesday, January 29, 2014	15:30	0:10	63	79	66	45	1932	12.6	246	-11		1.5	4.1
Wednesday, January 29, 2014	15:40	0:10	62	79	66	49	1968	12.5	248	-11		1.7	6.5
Wednesday, January 29, 2014	15:50	0:10	60	76	64	48	1792	11.4	245	-11		1.7	4.8
Wednesday, January 29, 2014	16:00	0:10	61	75	64	47	1693	10.9	246	-11		1.9	5.0
Wednesday, January 29, 2014	16:10	0:10	61	80	64	45	1743	10.8	263	-12		1.7	4.3
Wednesday, January 29, 2014	16:20	0:10	60	73	64	45	1669	10.7	266	-12		1.3	4.1
Wednesday, January 29, 2014	16:30	0:10	61	76	64	47	1624	10.6	267	-13		1.7	5.0
Wednesday, January 29, 2014	16:40	0:10	61	78	65	45	1694	11.0	257	-13		1.5	4.4
Wednesday, January 29, 2014	16:50	0:10	61	74	65	48	1123	9.1	267	-13		1.5	4.6
Wednesday, January 29, 2014	17:00	0:10	59	73	63	42	1059	8.8	267	-13		1.3	3.3
Wednesday, January 29, 2014	17:10	0:10	61	75	64	47	1378	9.7	264	-14		1.3	4.1
Wednesday, January 29, 2014	17:20	0:10	58	74	62	40	1776	11.2	266	-14		1.3	3.0
Wednesday, January 29, 2014	17:30	0:10	59	74	63	43	1371	9.7	266	-14		1.5	3.7
Wednesday, January 29, 2014	17:40	0:10	59	75	63	37	1136	9.0	268	-14		1.3	3.9
Wednesday, January 29, 2014	17:50	0:10	58	72	63	43	1748	10.9	268	-14		1.5	3.5
Wednesday, January 29, 2014	18:00	0:10	57	72	62	40	1965	12.2	266	-14		1.5	3.7
Wednesday, January 29, 2014	18:10	0:10	57	71	62	39	1928	11.9	266	-14		1.3	3.2
Wednesday, January 29, 2014	18:20	0:10	59	80	62	40	1838	11.2	266	-14		1.7	3.3
Wednesday, January 29, 2014	18:30	0:10	60	77	63	37	1752	10.9	268	-15		1.9	4.6
Wednesday, January 29, 2014	18:40	0:10	58	75	62	40	1675	10.3	264	-15		1.5	3.3
Wednesday, January 29, 2014	18:50	0:10	56	71	60	35	1832	10.8	259	-14		1.3	3.7
Wednesday, January 29, 2014	19:00	0:10	57	79	60	34	1909	11.6	251	-14		1.3	3.3
Wednesday, January 29, 2014	19:10	0:10	55	69	60	38	1972	12.5	252	-15		0.9	2.8
Wednesday, January 29, 2014	19:20	0:10	55	70	60	36	1980	12.8	257	-15		1.3	3.5
Wednesday, January 29, 2014	19:30	0:10	55	70	60	35	1940	12.5	265	-15		1.5	3.9
Wednesday, January 29, 2014	19:40	0:10	55	72	60	34	1890	11.5	267	-15		1.5	3.5
Wednesday, January 29, 2014	19:50	0:10	57	72	61	38	1723	10.2	273	-15		1.7	3.3
Wednesday, January 29, 2014	20:00	0:10	56	72	60	36	1506	9.6	256	-15		1.1	3.0
Wednesday, January 29, 2014	20:10	0:10	56	77	59	31	1794	10.6	263	-15		1.1	3.3
Wednesday, January 29, 2014	20:20	0:10	54	70	58	37	1978	12.7	266	-15		1.5	5.7
Wednesday, January 29, 2014	20:30	0:10	54	76	57	35	1806	11.0	267	-15		1.3	3.7
Wednesday, January 29, 2014	20:40	0:10	50	66	55	33	1825	11.4	267	-15		1.7	4.1
Wednesday, January 29, 2014	20:50	0:10	55	76	58	34	1570	10.3	267	-15		1.7	3.2
Wednesday, January 29, 2014	21:00	0:10	53	69	57	32	1504	9.9	260	-15		1.9	4.4
Wednesday, January 29, 2014	21:10	0:10	55	74	60	33	1700	10.6	251	-15		2.0	4.3
Wednesday, January 29, 2014	21:20	0:10	54	72	58	33	1872	11.4	260	-15		2.0	4.4
Wednesday, January 29, 2014	21:30	0:10	52	68	56	33	1977	11.9	256	-15		1.9	4.3
Wednesday, January 29, 2014	21:40	0:10	53	71	58	34	1922	11.4	247	-15		1.3	4.6
Wednesday, January 29, 2014	21:50	0:10	53	72	57	33	1760	10.9	249	-15		1.3	4.8
Wednesday, January 29, 2014	22:00	0:10	54	73	57	32	1803	11.0	256	-16		1.7	3.2
Wednesday, January 29, 2014	22:10	0:10	54	75	56	31	1672	10.5	265	-16		1.9	4.6
Wednesday, January 29, 2014	22:20	0:10	52	73	54	30	1024	8.6	265	-15		2.0	4.8
Wednesday, January 29, 2014	22:30	0:10	50	71	49	28	650	7.3	263	-16		1.5	3.9
Wednesday, January 29, 2014	22:40	0:10	46	66	47	27	633	7.2	254	-16		1.7	3.7
Wednesday, January 29, 2014	22:50	0:10	51	70	53	31	222	5.4	267	-16		1.7	3.9
Wednesday, January 29, 2014	23:00	0:10	50	70	47	30	71	4.2	286	-16		1.9	4.3
Wednesday, January 29, 2014	23:10	0:10	51	67	55	31	182	5.2	274	-16		1.5	4.4
Wednesday, January 29, 2014	23:20	0:10	50	68	51	27	142	5.0	267	-16		2.0	5.7
Wednesday, January 29, 2014	23:30	0:10	50	69	53	26	446	6.5	271	-16		1.7	4.6
Wednesday, January 29, 2014	23:40	0:10	46	65	47	29	680	7.5	266	-16		1.5	4.1
Wednesday, January 29, 2014	23:50	0:10	42	63	39	28	625	7.3	266	-16		1.3	3.3
Thursday, January 30, 2014	0:00	0:10	49	67	52	29	840	8.1	267	-16		1.3	4.4
Thursday, January 30, 2014	0:10	0:10	48	67	48	27	1301	9.4	271	-16		1.3	3.7
Thursday, January 30, 2014	0:20	0:10	47	66	47	25	1674	10.2	271	-16		1.1	3.0
Thursday, January 30, 2014	0:30	0:10	41	64	35	26	1659	10.5	272	-15		1.5	3.7
Thursday, January 30, 2014	0:40	0:10	47	67	47	29	1521	10.0	273	-15		1.9	4.4
Thursday, January 30, 2014	0:50	0:10	55	78	47	28	1235	9.2	273	-15		1.7	4.1
Thursday, January 30, 2014	1:00	0:10	52	72	52	31	892	8.0	271	-15		1.7	4.3
Thursday, January 30, 2014	1:10	0:10	51	69	50	31	717	7.7	271	-15		1.5	4.1
Thursday, January 30, 2014	1:20	0:10	30	44	33	26	668	6.9	270	-15		1.9	4.1
Thursday, January 30, 2014	1:30	0:10	46	70	37	30	93	4.4	269	-15		1.9	4.3
Thursday, January 30, 2014	1:40	0:10	53	79	46	29	67	4.4	264	-15		1.7	4.3
Thursday, January 30, 2014	1:50	0:10	43	66	37	27	326	6.2	268	-15		1.9	3.9
Thursday, January 30, 2014	2:00	0:10	49	67	50	27	213	5.6	267	-16		1.7	4.1
Thursday, January 30, 2014	2:10	0:10	52	78	38	27	336	6.2	267	-15		1.7	4.8
Thursday, January 30, 2014	2:20	0:10	45	68	37	29	585	6.9	266	-15		1.7	4.3
Thursday, January 30, 2014	2:30	0:10	44	66	37	28	733	7.4	261	-15		1.1	2.4
Thursday, January 30, 2014	2:40	0:10	40	66	36	27	589	7.2	264	-15		0.9	2.8
Thursday, January 30, 2014	2:50	0:10	31	40	35	25	802	7.9	268	-15		0.9	3.2
Thursday, January 30, 2014	3:00	0:10	32	42	35	26	1022	8.2	267	-16		1.1	4.1
Thursday, January 30, 2014	3:10	0:10	50	73	48	29	1523	9.6	268	-16		0.7	2.8
Thursday, January 30, 2014	3:20	0:10	44	68	38	29</							

Table B-5: Location 3 Winter Compliance Evaluation

Date	Time	Duration	Leq	Lmax	L(10)	L(90)	WT E2	WT E2	Onsite Met	Onsite Met	NWS Plymouth	Loc. 6	Loc. 6
	Start Time	(min)	(dBA)	(dBA)	(dBA)	(dBA)	Output (kW)	HH WS (m/s)	WD @ 75m (degrees)	Temp. (°C)	Precip. Obs.	Avg. WS @ 2m (m/s)	Gust WS @ 2m (m/s)
Thursday, January 30, 2014	3:50	0:10	53	77	38	29	1583	10.1	277	-16		1.3	3.3
Thursday, January 30, 2014	4:00	0:10	56	80	49	29	889	8.1	275	-15		1.1	2.8
Thursday, January 30, 2014	4:10	0:10	55	80	53	31	798	8.2	280	-16		0.7	2.0
Thursday, January 30, 2014	4:20	0:10	55	78	56	32	1028	8.9	281	-16		0.7	3.5
Thursday, January 30, 2014	4:30	0:10	50	74	48	29	952	8.6	279	-16		0.6	3.2
Thursday, January 30, 2014	4:40	0:10	54	76	55	33	1408	9.7	284	-16		0.4	2.2
Thursday, January 30, 2014	4:50	0:10	56	78	57	34	911	8.1	283	-16		0.9	2.8
Thursday, January 30, 2014	5:00	0:10	57	75	58	33	646	7.5	281	-16		1.3	4.1
Thursday, January 30, 2014	5:10	0:10	56	78	57	35	740	7.8	286	-16		0.9	2.8
Thursday, January 30, 2014	5:20	0:10	57	75	60	36	1005	8.6	297	-16		0.7	2.2
Thursday, January 30, 2014	5:30	0:10	58	78	60	35	886	8.3	293	-16		0.6	2.0
Thursday, January 30, 2014	5:40	0:10	52	74	54	32	1270	9.5	306	-16		0.0	0.7
Thursday, January 30, 2014	5:50	0:10	55	74	58	34	914	8.4	305	-16		0.4	1.7
Thursday, January 30, 2014	6:00	0:10	58	77	61	36	624	7.5	306	-16		1.3	2.0
Thursday, January 30, 2014	6:10	0:10	58	75	61	38	776	8.0	295	-16		1.3	3.0
Thursday, January 30, 2014	6:20	0:10	59	73	63	43	350	6.2	267	-17		1.1	2.4
Thursday, January 30, 2014	6:30	0:10	59	76	63	42	255	5.7	269	-16		1.3	2.4
Thursday, January 30, 2014	6:40	0:10	62	77	65	44	340	6.0	282	-17		1.1	2.2
Thursday, January 30, 2014	6:50	0:10	62	82	66	47	525	7.0	278	-17		1.1	2.6
Thursday, January 30, 2014	7:00	0:10	64	84	67	43	370	6.1	267	-17		0.9	1.9
Thursday, January 30, 2014	7:10	0:10	60	76	64	42	420	6.4	273	-16		0.7	1.9
Thursday, January 30, 2014	7:20	0:10	62	76	65	47	176	5.1	279	-17		0.2	1.3
Thursday, January 30, 2014	7:30	0:10	61	78	65	46	232	5.7	274	-16		0.6	1.5
Thursday, January 30, 2014	7:40	0:10	62	75	65	46	226	5.5	273	-16		0.7	1.7
Thursday, January 30, 2014	7:50	0:10	62	77	66	45	280	5.8	261	-16		0.7	2.2
Thursday, January 30, 2014	8:00	0:10	61	76	65	40	199	5.4	254	-16		0.7	2.0
Thursday, January 30, 2014	8:10	0:10	60	77	63	41	143	5.0	259	-15		0.6	2.0
Thursday, January 30, 2014	8:20	0:10	61	76	65	46	245	5.6	260	-15		0.6	1.9
Thursday, January 30, 2014	8:30	0:10	59	75	63	37	242	5.6	262	-15		0.6	2.0
Thursday, January 30, 2014	8:40	0:10	58	74	62	39	262	5.7	269	-15		0.6	2.4
Thursday, January 30, 2014	8:50	0:10	58	75	62	39	344	6.3	265	-14		0.7	3.2
Thursday, January 30, 2014	9:00	0:10	60	79	63	34	308	6.0	253	-14		0.9	3.5
Thursday, January 30, 2014	9:10	0:10	60	78	64	44	-999	-999.0	237	-13		0.7	2.8
Thursday, January 30, 2014	9:20	0:10	59	76	63	42	-999	-999.0	233	-13		1.1	2.2
Thursday, January 30, 2014	9:30	0:10	60	81	64	42	-999	-999.0	241	-13		0.6	1.3
Thursday, January 30, 2014	9:40	0:10	58	74	62	37	-999	-999.0	263	-12		0.7	2.4
Thursday, January 30, 2014	9:50	0:10	59	76	63	38	-999	-999.0	263	-12		0.7	2.4
Thursday, January 30, 2014	10:00	0:10	60	77	64	35	-999	-999.0	264	-12		0.9	2.6
Thursday, January 30, 2014	10:10	0:10	57	73	61	34	-999	-999.0	265	-11		0.7	2.0
Thursday, January 30, 2014	10:20	0:10	60	78	63	38	-999	-999.0	263	-11		0.7	2.0
Thursday, January 30, 2014	10:30	0:10	59	77	63	38	-999	-999.0	253	-10		0.9	2.8
Thursday, January 30, 2014	10:40	0:10	60	76	64	37	-999	-999.0	222	-10		1.1	2.2
Thursday, January 30, 2014	10:50	0:10	58	75	61	40	-999	-999.0	237	-9		0.7	2.2
Thursday, January 30, 2014	11:00	0:10	58	74	62	40	-999	-999.0	249	-9		0.6	1.7
Thursday, January 30, 2014	11:10	0:10	62	80	65	39	-18	1.3	228	-9		0.6	2.0
Thursday, January 30, 2014	11:20	0:10	58	74	62	40	-16	1.2	245	-9		0.7	2.2
Thursday, January 30, 2014	11:30	0:10	59	76	63	38	-16	0.9	282	-8		0.6	2.0
Thursday, January 30, 2014	11:40	0:10	61	77	65	43	-16	0.9	273	-8		1.1	2.4
Thursday, January 30, 2014	11:50	0:10	60	82	63	41	-17	0.8	237	-8		0.6	1.7
Thursday, January 30, 2014	12:00	0:10	60	77	63	41	-18	1.1	209	-8		0.9	2.6
Thursday, January 30, 2014	12:10	0:10	58	75	63	38	-17	1.2	212	-8		0.9	2.8
Thursday, January 30, 2014	12:20	0:10	60	79	63	42	-17	1.3	208	-8		0.7	1.7
Thursday, January 30, 2014	12:30	0:10	63	81	66	44	-16	2.0	192	-7		0.9	3.0
Thursday, January 30, 2014	12:40	0:10	59	73	64	44	-17	1.3	215	-8		1.1	3.0
Thursday, January 30, 2014	12:50	0:10	59	76	63	42	-17	2.0	214	-8		0.9	3.0
Thursday, January 30, 2014	13:00	0:10	59	73	64	39	-17	1.5	207	-7		0.9	2.4
Thursday, January 30, 2014	13:10	0:10	61	78	64	42	-18	1.0	210	-7		1.1	2.8
Thursday, January 30, 2014	13:20	0:10	61	74	65	41	-18	1.2	234	-7		0.9	2.2
Thursday, January 30, 2014	13:30	0:10	61	78	64	44	-17	1.1	238	-7		0.7	2.2
Thursday, January 30, 2014	13:40	0:10	61	79	65	46	3	3.6	227	-6		1.1	3.0
Thursday, January 30, 2014	13:50	0:10	61	78	64	45	-35	3.2	228	-7		0.6	1.5
Thursday, January 30, 2014	14:00	0:10	64	78	67	60	-37	2.9	212	-7		0.9	2.6
Thursday, January 30, 2014	14:10	0:10	63	77	66	60	-34	2.7	223	-7		0.6	2.2
Thursday, January 30, 2014	14:20	0:10	62	73	65	50	-37	1.8	240	-7		0.4	1.3
Thursday, January 30, 2014	14:30	0:10	63	79	67	43	-36	2.5	213	-7		0.7	2.2
Thursday, January 30, 2014	14:40	0:10	62	80	65	49	-38	2.2	204	-7		0.7	2.0
Thursday, January 30, 2014	14:50	0:10	63	79	66	48	-36	2.2	206	-7		1.1	2.2
Thursday, January 30, 2014	15:00	0:10	62	79	65	43	-21	2.9	190	-6		0.9	1.9
Thursday, January 30, 2014	15:10	0:10	62	77	66	47	-37	2.7	188	-7		0.6	1.7
Thursday, January 30, 2014	15:20	0:10	62	76	66	46	-39	3.1	178	-7		0.4	1.7
Thursday, January 30, 2014	15:30	0:10	62	78	65	49	-35	2.6	172	-7		0.6	2.8
Thursday, January 30, 2014	15:40	0:10	63	80	66	46	-35	2.5	188	-7		0.4	1.5
Thursday, January 30, 2014	15:50	0:10	63	79	66	45	-36	2.7	185	-7		0.2	1.7
Thursday, January 30, 2014	16:00	0:10	62	78	65	43	-35	2.2	183	-7		0.0	0.6
Thursday, January 30, 2014	16:10	0:10	62	73	65	50	-33	3.4	184	-7		0.0	0.0
Thursday, January 30, 2014	16:20	0:10	61	74	65	49	-32	2.7	179	-8		0.4	1.7
Thursday, January 30, 2014	16:30	0:10	63	81	66	46	-31	2.6	172	-8		0.4	0.9
Thursday, January 30, 2014	16:40	0:10	63	80	66	49	-33	3.0	172	-8		0.0	0.6
Thursday, January 30, 2014	16:50	0:10	63	81	66	49	-32	3.6	169	-8		0.0	0.6
Thursday, January 30, 2014	17:00	0:10	61	72	65	50	75	4.3	171	-9		0.0	0.0
Thursday, January 30, 2014	17:10	0:10	61	73	65	50	12	3.7	175	-9		0.0	0.0
Thursday, January 30, 2014	17:20	0:10	62	79	66	48	-34	3.3	177	-9		0.0	0.0
Thursday, January 30, 2014	17:30	0:10	60	75	64	47	-38	3.3	175	-9		0.2	0.7
Thursday, January 30, 2014	17:40	0:10	59	72	63	43	-36	3.7	182	-9		0.2	0.7
Thursday, January 30, 2014	17:50	0:10	60	76	64	45	-37	3.2	181	-9		0.0	0.6
Thursday, January 30, 2014	18:00	0:10	57	73	61	41	-38	3.7	178	-10		0.0	0.0
Thursday, January 30, 2014	18:10	0:10	57	70	62	42	-38	3.5	175	-10		0.0	0.0
Thursday, January 30, 2014	18:20	0:10	58	70	62	41	-36	3.1	172	-10		0.2	0.7
Thursday, January 30, 2014	18:30	0:10	58	76	62	38	-36	4.5	171	-10		0.6	1.1
Thursday, January 30, 2014	18:40	0:10	57	70	61	39	-37	4.8	165	-9		0.7	1.3
Thursday, January 30, 2014	18:50	0:10	59	76	63	41	61	6.0	160	-9		0.2	0.6
Thursday, January 30, 2014	19:00	0:10	57	76	61	34	246	5.7	157	-10		0.2	0.6
Thursday, January 30, 2014	19:10	0:10	58	72	62	36	151	4.9	157	-10		0.0	0.0
Thursday, January 30, 2014	19:20	0:10	56	70	61	39	156	5.0	161	-10		0.2	0.9
Thursday, January 30, 2014	19:30	0:10	57	75	61	39	76	4.4	164	-10		0.0	0.2
Thursday, January 30, 2014	19:40	0:10	55	75	57	34	20	3.5	167	-10		0.0	0.0
Thursday, January 30, 2014	19:50	0:10	58	75	62	37	-22	3.3	171	-10		0.2	0.7
Thursday, January 30, 2014	20:00	0:10	57	75	62	39	-38	4.2	170	-10		0.4	1.3
Thursday, January 30, 2014	20:10	0:10	55	73	60	37	-37	4.7	173	-10		0.4	1.1
Thursday, January 30, 2014	20:20	0:10	55	70	60	34	-36	4.6	171	-10		0.0	0.6
Thursday, January 30, 2014	20:30	0:10	55	71	60	34	-38	3.5	172	-10		0.0	0.0
Thursday, January 30,													

Table B-5: Location 3 Winter Compliance Evaluation

Date	Time	Duration	Leq	Lmax	L(10)	L(90)	WT E2	WT E2	Onsite Met	Onsite Met	NWS Plymouth	Loc. 6	Loc. 6
	Start Time	(min)	(dBA)	(dBA)	(dBA)	(dBA)	Output (kW)	HH WS (m/s)	WD @ 75m (degrees)	Temp. (°C)	Precip. Obs.	Avg. WS @ 2m (m/s)	Gust WS @ 2m (m/s)
Thursday, January 30, 2014	20:50	0:10	59	80	59	40	-36	2.7	169	-10		0.0	0.0
Thursday, January 30, 2014	21:00	0:10	54	72	57	38	-33	2.8	164	-10		0.0	0.0
Thursday, January 30, 2014	21:10	0:10	55	71	59	38	-32	2.0	171	-10		0.0	0.0
Thursday, January 30, 2014	21:20	0:10	55	77	57	33	-33	2.3	174	-10		0.0	0.0
Thursday, January 30, 2014	21:30	0:10	54	77	53	31	-32	2.0	170	-10		0.0	0.7
Thursday, January 30, 2014	21:40	0:10	60	82	60	35	-32	2.6	166	-10		0.2	1.1
Thursday, January 30, 2014	21:50	0:10	52	69	56	32	-32	2.6	166	-10		0.2	1.3
Thursday, January 30, 2014	22:00	0:10	53	73	56	32	-31	2.6	175	-10		0.2	0.7
Thursday, January 30, 2014	22:10	0:10	52	70	55	31	-32	4.3	177	-11		0.0	0.0
Thursday, January 30, 2014	22:20	0:10	53	74	53	31	-33	4.4	179	-11		0.2	0.9
Thursday, January 30, 2014	22:30	0:10	52	68	54	32	-18	3.1	182	-10		0.0	0.4
Thursday, January 30, 2014	22:40	0:10	47	67	49	27	-18	3.3	184	-10		0.0	0.6
Thursday, January 30, 2014	22:50	0:10	52	72	54	29	-17	3.8	186	-10		0.0	0.0
Thursday, January 30, 2014	23:00	0:10	49	68	51	30	-18	5.8	186	-10		0.0	0.7
Thursday, January 30, 2014	23:10	0:10	50	69	52	29	-18	5.6	180	-10		0.2	1.5
Thursday, January 30, 2014	23:20	0:10	50	68	51	28	-18	3.9	182	-10		0.2	0.7
Thursday, January 30, 2014	23:30	0:10	49	68	49	26	-17	3.5	176	-10		0.2	1.1
Thursday, January 30, 2014	23:40	0:10	47	67	45	24	-19	4.9	181	-10		0.2	0.7
Thursday, January 30, 2014	23:50	0:10	45	66	44	29	-19	4.6	179	-10		0.2	1.3
Friday, January 31, 2014	0:00	0:10	47	65	47	28	-18	5.7	175	-10		0.4	1.7
Friday, January 31, 2014	0:10	0:10	49	70	48	28	-18	4.8	172	-11		0.0	0.7
Friday, January 31, 2014	0:20	0:10	44	63	41	28	-1	4.3	179	-11		0.2	0.6
Friday, January 31, 2014	0:30	0:10	45	66	41	25	-39	3.6	179	-11		0.2	0.7
Friday, January 31, 2014	0:40	0:10	53	75	51	29	-37	5.3	178	-10		0.2	0.7
Friday, January 31, 2014	0:50	0:10	31	39	33	28	-37	6.4	180	-10		0.2	0.9
Friday, January 31, 2014	1:00	0:10	46	68	41	29	-37	7.7	179	-10		0.4	0.9
Friday, January 31, 2014	1:10	0:10	45	68	38	26	-37	7.3	181	-10		0.4	1.5
Friday, January 31, 2014	1:20	0:10	31	47	33	25	-37	5.5	180	-10		0.0	0.4
Friday, January 31, 2014	1:30	0:10	52	77	48	27	-33	6.1	182	-10		0.6	1.7
Friday, January 31, 2014	1:40	0:10	51	78	36	28	-38	6.8	184	-10		0.7	2.0
Friday, January 31, 2014	1:50	0:10	40	60	37	29	-37	6.5	192	-10		0.9	2.2
Friday, January 31, 2014	2:00	0:10	42	66	37	29	-38	6.0	191	-10		1.1	3.7
Friday, January 31, 2014	2:10	0:10	42	66	34	29	81	4.8	186	-10		0.4	1.3
Friday, January 31, 2014	2:20	0:10	30	38	31	26	64	4.2	186	-10		0.2	0.9
Friday, January 31, 2014	2:30	0:10	54	75	51	28	68	5.5	187	-10		0.4	1.1
Friday, January 31, 2014	2:40	0:10	45	67	41	26	-39	6.5	184	-10		0.4	1.5
Friday, January 31, 2014	2:50	0:10	31	38	33	28	-36	4.9	185	-10		0.4	1.1
Friday, January 31, 2014	3:00	0:10	52	76	46	28	-37	3.6	191	-10		0.4	1.1
Friday, January 31, 2014	3:10	0:10	31	39	33	28	-36	3.1	191	-10		0.0	0.6
Friday, January 31, 2014	3:20	0:10	44	70	36	30	-37	2.8	187	-10		0.0	0.7
Friday, January 31, 2014	3:30	0:10	44	70	39	29	-11	3.7	185	-10		0.4	0.9
Friday, January 31, 2014	3:40	0:10	52	75	45	28	-27	3.2	191	-10		0.2	0.9
Friday, January 31, 2014	3:50	0:10	47	70	42	30	-38	2.6	200	-10		0.0	0.9
Friday, January 31, 2014	4:00	0:10	57	79	54	29	-39	2.9	201	-10		0.0	0.9
Friday, January 31, 2014	4:10	0:10	54	78	46	29	-36	2.4	200	-10		0.2	1.1
Friday, January 31, 2014	4:20	0:10	57	80	53	29	-36	2.4	201	-10		0.4	1.5
Friday, January 31, 2014	4:30	0:10	50	71	48	26	-37	2.8	202	-10		0.4	1.1
Friday, January 31, 2014	4:40	0:10	56	79	53	26	-37	3.7	196	-10		0.2	1.3
Friday, January 31, 2014	4:50	0:10	53	73	51	28	-25	3.6	192	-10		0.2	0.9
Friday, January 31, 2014	5:00	0:10	51	71	51	30	-27	2.9	193	-10		0.2	1.3
Friday, January 31, 2014	5:10	0:10	58	77	59	32	-40	2.8	198	-10		0.0	0.0
Friday, January 31, 2014	5:20	0:10	51	70	54	30	-39	3.0	199	-10		0.4	0.9
Friday, January 31, 2014	5:30	0:10	57	76	60	31	-37	3.1	203	-10		0.0	0.4
Friday, January 31, 2014	5:40	0:10	57	76	60	35	-37	2.4	210	-10		0.2	0.9
Friday, January 31, 2014	5:50	0:10	59	78	62	34	-36	2.1	216	-10		0.0	0.0
Friday, January 31, 2014	6:00	0:10	62	79	66	36	-37	4.4	218	-10		0.0	0.0
Friday, January 31, 2014	6:10	0:10	57	77	61	39	-36	2.7	219	-9		0.0	0.0
Friday, January 31, 2014	6:20	0:10	59	76	63	42	-32	3.5	219	-9		0.0	0.0
Friday, January 31, 2014	6:30	0:10	59	77	63	40	-33	3.1	219	-10		0.2	0.6
Friday, January 31, 2014	6:40	0:10	62	81	65	41	-31	3.6	223	-9		0.2	0.6
Friday, January 31, 2014	6:50	0:10	62	79	65	43	-38	2.6	228	-9		0.0	0.4
Friday, January 31, 2014	7:00	0:10	61	76	65	42	45	4.2	228	-9		0.2	1.1
Friday, January 31, 2014	7:10	0:10	63	83	65	39	-29	2.5	230	-9		0.4	1.3
Friday, January 31, 2014	7:20	0:10	60	80	63	43	-38	2.6	233	-9		0.2	1.1
Friday, January 31, 2014	7:30	0:10	62	79	66	43	2	3.7	262	-9		0.4	0.9
Friday, January 31, 2014	7:40	0:10	62	80	66	46	-14	3.4	255	-9		0.2	0.9
Friday, January 31, 2014	7:50	0:10	62	81	66	46	94	4.8	249	-9		0.0	0.4
Friday, January 31, 2014	8:00	0:10	60	78	64	43	85	4.6	244	-8		0.2	0.9
Friday, January 31, 2014	8:10	0:10	60	76	64	42	97	4.9	243	-8		0.2	0.7
Friday, January 31, 2014	8:20	0:10	60	81	64	42	241	5.7	241	-8		0.0	0.6
Friday, January 31, 2014	8:30	0:10	61	81	65	44	334	6.3	237	-7		0.2	0.7
Friday, January 31, 2014	8:40	0:00	43	53	48	38	428	6.9	240	-7		0.4	1.3
Friday, January 31, 2014	8:50						378	6.5	247	-7		0.0	0.6
Friday, January 31, 2014	9:00						419	6.7	261	-7		0.0	0.9
Friday, January 31, 2014	9:10						936	8.6	265	-7		0.7	3.2
Friday, January 31, 2014	9:20						825	8.2	264	-7		1.5	3.2
Friday, January 31, 2014	9:30						1016	8.6	264	-7		1.3	2.8
Friday, January 31, 2014	9:40						1067	8.6	266	-7		1.3	3.2
Friday, January 31, 2014	9:50						1138	8.9	266	-6		1.3	3.7
Friday, January 31, 2014	10:00	0:10	60	78	63	39	777	7.9	266	-6		1.1	3.2
Friday, January 31, 2014	10:10	0:10	61	81	65	47	818	8.0	267	-6		1.5	3.7
Friday, January 31, 2014	10:20	0:10	60	78	64	42	1376	9.7	269	-5		1.3	3.3
Friday, January 31, 2014	10:30	0:10	60	78	64	41	1225	9.1	269	-5		1.5	4.6
Friday, January 31, 2014	10:40	0:10	61	80	63	34	1403	9.6	279	-5		1.5	3.2
Friday, January 31, 2014	10:50	0:10	62	78	65	43	1668	10.5	280	-5		1.5	3.9
Friday, January 31, 2014	11:00	0:10	62	79	65	41	1573	10.0	277	-4		1.7	4.8
Friday, January 31, 2014	11:10	0:10	61	79	65	44	1387	9.6	273	-4		1.5	3.9
Friday, January 31, 2014	11:20	0:10	61	79	65	46	1479	9.9	280	-3		1.5	4.1
Friday, January 31, 2014	11:30	0:10	61	76	64	46	1048	8.6	280	-3		1.5	3.9
Friday, January 31, 2014	11:40	0:10	61	79	64	43	748	8.0	278	-3		1.5	3.9
Friday, January 31, 2014	11:50	0:10	61	80	64	45	755	7.9	271	-3		1.5	3.5
Friday, January 31, 2014	12:00	0:10	62	81	64	49	1211	9.1	276	-3		1.5	3.5
Friday, January 31, 2014	12:10	0:10	62	78	65	47	1429	9.8	276	-2		1.3	3.2
Friday, January 31, 2014	12:20	0:10	60	77	64	47	1624	10.5	265	-2		2.0	6.7
Friday, January 31, 2014	12:30	0:10	62	77	66	46	1317	9.6	263	-2		1.3	3.9
Friday, January 31, 2014	12:40	0:10	64	81	67	49	1400	10.1	268	-2		1.7	5.0
Friday, January 31, 2014	12:50	0:10	60	78	64	45	1210	9.4	268	-2		1.5	4.6
Friday, January 31, 2014	13:00	0:10	59	79	63	45	792	8.2	275	-2		1.9	3.7
Friday, January 31, 2014	13:10	0:10	61	79	64	48	1245	9.5	280	-1		0.9	2.6
Friday, January 31, 2014	13:20	0:10	59	72	63	48	1552	10.6	282	-2		1.7	5.2
Friday, January 31, 2014	13:30	0:10	61	78	65	47	1367	9.9	282	-2		1.9	4.4
Friday, January 31, 2014	13:40	0:10	60	78	64	45	1372	10.1	276	-2		1.7	3.7

Table B-5: Location 3 Winter Compliance Evaluation

Date	Time	Duration	Leq	Lmax	L(10)	L(90)	WT E2	WT E2	Onsite Met	Onsite Met	NWS Plymouth	Loc. 6	Loc. 6
	Start Time	(min)	(dBA)	(dBA)	(dBA)	(dBA)	Output (kW)	HH WS (m/s)	WD @ 75m (degrees)	Temp. (°C)	Precip. Obs.	Avg. WS @ 2m (m/s)	Gust WS @ 2m (m/s)
Friday, January 31, 2014	13:50	0:10	62	82	65	47	1662	11.3	287	-1		1.5	5.2
Friday, January 31, 2014	14:00	0:10	62	82	65	47	1942	12.4	285	-2		1.5	3.3
Friday, January 31, 2014	14:10	0:10	60	74	64	46	1946	13.2	279	-2		2.0	4.8
Friday, January 31, 2014	14:20	0:10	62	79	66	48	1954	12.8	281	-2		2.0	4.8
Friday, January 31, 2014	14:30	0:10	62	86	65	49	1760	11.1	284	-2		1.7	3.7
Friday, January 31, 2014	14:40	0:10	61	77	65	49	1719	10.8	283	-3		1.5	4.4
Friday, January 31, 2014	14:50	0:10	60	77	64	47	1756	10.7	280	-3		1.1	4.1
Friday, January 31, 2014	15:00	0:10	61	78	65	46	1724	10.8	277	-3		1.1	3.2
Friday, January 31, 2014	15:10	0:10	62	80	66	51	1793	10.8	280	-3		1.3	5.4
Friday, January 31, 2014	15:20	0:10	62	77	65	48	1514	10.0	285	-3		1.5	3.7
Friday, January 31, 2014	15:30	0:10	62	79	65	49	1435	9.9	283	-3		1.9	4.1
Friday, January 31, 2014	15:40	0:10	63	76	67	55	871	8.4	286	-3		1.9	3.5
Friday, January 31, 2014	15:50	0:10	63	74	65	60	812	7.9	286	-3		1.3	3.0
Friday, January 31, 2014	16:00	0:10	64	77	67	60	943	8.6	279	-3		1.1	2.4
Friday, January 31, 2014	16:10	0:10	62	76	66	52	699	8.0	279	-3		1.3	3.2
Friday, January 31, 2014	16:20	0:10	60	73	64	45	999	8.5	277	-3		1.3	3.9
Friday, January 31, 2014	16:30	0:10	62	77	66	49	549	7.3	279	-3		1.5	3.2
Friday, January 31, 2014	16:40	0:10	61	76	65	47	672	7.6	279	-4		1.1	2.6
Friday, January 31, 2014	16:50	0:10	60	74	64	49	665	7.6	278	-4		1.1	2.8
Friday, January 31, 2014	17:00	0:10	60	73	64	47	487	6.9	279	-4		1.3	3.5
Friday, January 31, 2014	17:10	0:10	61	80	64	44	1255	9.4	280	-4		1.5	3.2
Friday, January 31, 2014	17:20	0:10	60	73	64	44	1305	9.5	286	-4		1.7	3.3
Friday, January 31, 2014	17:30	0:10	60	75	64	45	1006	8.7	286	-4		1.9	3.3
Friday, January 31, 2014	17:40	0:10	60	72	64	47	882	8.1	276	-4		1.5	3.7
Friday, January 31, 2014	17:50	0:10	61	79	64	49	752	7.7	277	-4		1.5	3.5
Friday, January 31, 2014	18:00	0:10	59	76	63	43	942	8.3	280	-4		1.5	4.1
Friday, January 31, 2014	18:10	0:10	60	75	64	42	1344	9.6	279	-4		1.5	3.3
Friday, January 31, 2014	18:20	0:10	59	73	63	45	1021	8.4	282	-4		1.7	3.9
Friday, January 31, 2014	18:30	0:10	57	73	62	43	1387	9.5	284	-4		1.9	4.1
Friday, January 31, 2014	18:40	0:10	59	72	63	44	1334	9.6	282	-4		1.9	4.4
Friday, January 31, 2014	18:50	0:10	58	69	63	41	1848	11.0	282	-4		1.9	4.1
Friday, January 31, 2014	19:00	0:10	59	74	63	45	1623	10.7	276	-4		1.7	4.1
Friday, January 31, 2014	19:10	0:10	59	74	62	44	1662	10.5	278	-4		1.7	3.3
Friday, January 31, 2014	19:20	0:10	58	71	62	42	1595	10.1	279	-4		1.7	3.5
Friday, January 31, 2014	19:30	0:10	58	72	62	42	1292	9.4	284	-5		1.3	2.8
Friday, January 31, 2014	19:40	0:10	57	71	62	43	1203	9.0	287	-4		1.7	3.9
Friday, January 31, 2014	19:50	0:10	58	77	62	42	1296	9.3	279	-5		0.9	3.2
Friday, January 31, 2014	20:00	0:10	58	78	62	43	1210	9.1	277	-5		1.3	2.8
Friday, January 31, 2014	20:10	0:10	58	70	62	43	1175	8.8	280	-5		1.3	2.8
Friday, January 31, 2014	20:20	0:10	57	75	60	42	1187	9.1	274	-5		1.1	3.2
Friday, January 31, 2014	20:30	0:10	57	70	62	41	1394	9.5	272	-5		1.1	2.4
Friday, January 31, 2014	20:40	0:10	58	78	62	41	1293	9.2	275	-5		1.1	2.8
Friday, January 31, 2014	20:50	0:10	56	71	60	41	1280	9.2	276	-5		1.3	3.0
Friday, January 31, 2014	21:00	0:10	56	72	60	41	844	7.8	279	-5		0.9	2.8
Friday, January 31, 2014	21:10	0:10	57	75	60	41	831	7.9	276	-5		0.9	2.4
Friday, January 31, 2014	21:20	0:10	56	74	60	43	1322	9.4	275	-5		0.9	2.6
Friday, January 31, 2014	21:30	0:10	56	71	60	42	1525	9.9	274	-5		1.3	2.8
Friday, January 31, 2014	21:40	0:10	56	70	61	40	1504	9.7	278	-5		0.9	2.4
Friday, January 31, 2014	21:50	0:10	56	70	61	40	1600	9.9	278	-5		0.9	3.2
Friday, January 31, 2014	22:00	0:10	57	77	62	40	1301	9.3	275	-5		0.9	2.4
Friday, January 31, 2014	22:10	0:10	55	73	58	40	1589	10.0	274	-5		0.6	1.9
Friday, January 31, 2014	22:20	0:10	54	69	58	41	1518	10.0	274	-5		0.2	1.3
Friday, January 31, 2014	22:30	0:10	54	75	55	39	1058	8.7	274	-5		0.2	1.7
Friday, January 31, 2014	22:40	0:10	55	73	59	40	992	8.5	274	-5		0.6	1.9
Friday, January 31, 2014	22:50	0:10	51	66	53	39	776	7.6	276	-5		0.6	2.4
Friday, January 31, 2014	23:00	0:10	48	66	49	38	696	7.5	273	-5		0.7	1.9
Friday, January 31, 2014	23:10	0:10	48	65	50	39	924	8.3	275	-6		0.6	2.0
Friday, January 31, 2014	23:20	0:10	55	74	58	39	1348	9.4	277	-6		0.4	1.1
Friday, January 31, 2014	23:30	0:10	55	79	58	38	1464	9.6	277	-6		0.4	1.5
Friday, January 31, 2014	23:40	0:10	53	70	56	38	1371	9.6	278	-6		0.4	1.9
Friday, January 31, 2014	23:50	0:10	53	73	56	39	1526	9.9	281	-6		0.2	2.2
Saturday, February 01, 2014	0:00	0:10	52	72	54	38	1506	10.0	280	-6		0.0	0.6
Saturday, February 01, 2014	0:10	0:10	52	70	55	38	1520	9.9	279	-6		0.2	0.7
Saturday, February 01, 2014	0:20	0:10	53	77	51	38	1557	10.1	276	-6		0.2	0.9
Saturday, February 01, 2014	0:30	0:10	53	72	56	39	1700	10.4	278	-5		0.6	1.7
Saturday, February 01, 2014	0:40	0:10	50	71	50	38	1714	10.4	277	-5		0.9	2.2
Saturday, February 01, 2014	0:50	0:10	46	65	47	39	1531	9.9	277	-5		0.7	2.2
Saturday, February 01, 2014	1:00	0:10	49	68	48	38	1567	10.0	277	-5		0.6	2.0
Saturday, February 01, 2014	1:10	0:10	39	42	40	38	1680	10.3	281	-5		0.4	1.5
Saturday, February 01, 2014	1:20	0:10	42	61	41	38	1306	9.3	284	-5		0.4	1.9
Saturday, February 01, 2014	1:30	0:10	46	67	44	38	1095	8.9	286	-5		0.4	2.6
Saturday, February 01, 2014	1:40	0:10	47	66	45	39	1089	8.9	287	-5		0.4	1.7
Saturday, February 01, 2014	1:50	0:10	39	42	40	38	822	8.0	286	-5		0.2	1.3
Saturday, February 01, 2014	2:00	0:10	42	61	40	38	795	8.0	280	-5		0.4	1.9
Saturday, February 01, 2014	2:10	0:10	43	64	40	38	785	7.9	281	-6		0.2	1.5
Saturday, February 01, 2014	2:20	0:10	43	60	41	38	733	7.7	280	-6		0.2	0.7
Saturday, February 01, 2014	2:30	0:10	47	66	45	38	569	7.0	279	-6		0.4	0.9
Saturday, February 01, 2014	2:40	0:10	39	41	40	38	433	6.6	278	-6		0.2	0.9
Saturday, February 01, 2014	2:50	0:10	39	42	40	38	446	6.7	279	-6		0.2	0.9
Saturday, February 01, 2014	3:00	0:10	46	67	44	38	355	6.4	279	-6		0.0	0.4
Saturday, February 01, 2014	3:10	0:10	39	42	40	37	354	6.2	278	-6		0.2	0.7
Saturday, February 01, 2014	3:20	0:10	39	43	40	38	278	5.9	277	-6		0.0	0.0
Saturday, February 01, 2014	3:30	0:10	47	70	44	39	311	6.1	277	-6		0.2	0.7
Saturday, February 01, 2014	3:40	0:10	53	76	49	38	129	4.9	276	-6		0.0	0.4
Saturday, February 01, 2014	3:50	0:10	44	68	40	38	24	3.9	272	-6		0.2	0.7
Saturday, February 01, 2014	4:00	0:10	39	41	39	38	46	4.3	265	-5		0.2	1.5
Saturday, February 01, 2014	4:10	0:10	53	76	53	39	14	3.9	256	-5		0.4	2.0
Saturday, February 01, 2014	4:20	0:10	47	72	42	38	73	4.6	258	-5		0.4	1.1
Saturday, February 01, 2014	4:30	0:10	51	72	52	38	41	4.1	256	-5		0.2	1.1
Saturday, February 01, 2014	4:40	0:10	44	63	41	38	10	3.7	260	-5		0.0	0.7
Saturday, February 01, 2014	4:50	0:10	50	71	50	38	-40	2.6	261	-5		0.0	0.9
Saturday, February 01, 2014	5:00	0:10	52	73	48	38	-34	3.0	260	-5		0.0	0.6
Saturday, February 01, 2014	5:10	0:10	52	75	49	39	-37	2.7	266	-6		0.2	1.9
Saturday, February 01, 2014	5:20	0:10	51	73	49	38	-23	3.3	264	-6		0.2	1.1
Saturday, February 01, 2014	5:30	0:10	53	75	54	38	-23	3.2	260	-6		0.2	0.9
Saturday, February 01, 2014	5:40	0:10	56	74	59	40	2	3.7	258	-6		0.2	1.3
Saturday, February 01, 2014	5:50	0:10	54	72	58	39	63	4.3	262	-6		0.2	0.9
Saturday, February 01, 2014	6:00	0:10	52	69	55	39	64	4.2	265	-6		0.0	0.2
Saturday, February 01, 2014	6:10	0:10	56	74	60	40	67	4.4	268	-6		0.0	0.6
Saturday, February 01, 2014	6:20	0:10	53	75	55	39	33	4.3	267	-7		0.4	0.9
Saturday, February 01, 2014	6:30	0:10	56	73	59	39	71	4.5	266	-7			

Table B-5: Location 3 Winter Compliance Evaluation

Date	Time	Duration	Leq	Lmax	L(10)	L(90)	WT E2	WT E2	Onsite Met	Onsite Met	NWS Plymouth	Loc. 6	Loc. 6
	Start Time	(min)	(dBA)	(dBA)	(dBA)	(dBA)	Output (kW)	HH WS (m/s)	WD @ 75m (degrees)	Temp. (°C)	Precip. Obs.	Avg. WS @ 2m (m/s)	Gust WS @ 2m (m/s)
Saturday, February 01, 2014	6:50	0:10	57	73	61	34	145	4.9	261	-6		0.0	0.0
Saturday, February 01, 2014	7:00	0:10	58	74	62	39	89	4.4	261	-7		0.0	0.0
Saturday, February 01, 2014	7:10	0:10	61	82	63	36	53	4.4	261	-7		0.0	0.0
Saturday, February 01, 2014	7:20	0:10	62	80	65	42	103	4.4	255	-6		0.0	0.0
Saturday, February 01, 2014	7:30	0:10	60	78	62	41	108	4.6	249	-6		0.0	0.0
Saturday, February 01, 2014	7:40	0:10	60	75	64	45	105	4.6	249	-6		0.0	0.0
Saturday, February 01, 2014	7:50	0:10	57	71	61	41	71	4.3	255	-6		0.2	0.6
Saturday, February 01, 2014	8:00	0:10	60	79	64	39	126	4.9	256	-6		0.0	0.7
Saturday, February 01, 2014	8:10	0:10	60	78	64	46	147	5.0	255	-5		0.0	0.4
Saturday, February 01, 2014	8:20	0:10	59	73	64	42	99	4.6	246	-5		0.0	0.0
Saturday, February 01, 2014	8:30	0:10	60	77	65	46	64	4.4	244	-5		0.0	0.6
Saturday, February 01, 2014	8:40	0:10	61	76	65	43	48	4.2	243	-5		0.2	0.7
Saturday, February 01, 2014	8:50	0:10	61	81	64	41	21	3.9	228	-4		0.0	0.6
Saturday, February 01, 2014	9:00	0:10	59	75	64	40	18	3.9	227	-4		0.4	1.1
Saturday, February 01, 2014	9:10	0:10	59	80	62	40	-24	3.2	217	-4		0.4	1.3
Saturday, February 01, 2014	9:20	0:10	58	72	62	40	-41	2.5	204	-3		0.2	0.9
Saturday, February 01, 2014	9:30	0:10	60	76	64	42	-39	2.2	196	-3		0.2	1.5
Saturday, February 01, 2014	9:40	0:10	61	79	65	45	-41	2.2	170	-3		0.7	1.5
Saturday, February 01, 2014	9:50	0:10	61	79	65	45	-40	1.8	160	-3		0.6	1.9
Saturday, February 01, 2014	10:00	0:10	59	72	63	40	-39	1.1	169	-3		0.7	1.5
Saturday, February 01, 2014	10:10	0:10	59	77	63	40	-38	2.0	192	-3		0.6	1.7
Saturday, February 01, 2014	10:20	0:10	60	79	64	42	-38	2.2	198	-3		0.4	1.1
Saturday, February 01, 2014	10:30	0:10	61	78	65	46	-38	1.9	202	-2		0.2	1.1
Saturday, February 01, 2014	10:40	0:10	60	74	64	46	-24	2.0	229	-2		0.4	1.1
Saturday, February 01, 2014	10:50	0:10	60	73	64	46	-20	1.7	246	-2		0.2	0.9
Saturday, February 01, 2014	11:00	0:10	60	74	64	43	-20	1.3	254	-2		0.6	1.3
Saturday, February 01, 2014	11:10	0:10	60	71	64	44	-20	0.7	252	-1		0.4	1.1
Saturday, February 01, 2014	11:20	0:10	59	72	64	47	-20	0.7	221	-1		0.6	1.1
Saturday, February 01, 2014	11:30	0:10	61	74	65	45	-20	0.9	231	-1		0.6	1.7
Saturday, February 01, 2014	11:40	0:10	60	80	64	41	-20	0.9	211	-1		0.6	2.2
Saturday, February 01, 2014	11:50	0:10	61	76	65	43	-21	0.9	230	-1		0.7	1.7
Saturday, February 01, 2014	12:00	0:10	60	75	64	47	-20	2.0	204	0		0.4	1.5
Saturday, February 01, 2014	12:10	0:10	60	80	64	43	-20	2.7	206	0		0.6	1.9
Saturday, February 01, 2014	12:20	0:10	59	71	64	42	-23	3.0	226	0		0.4	1.1
Saturday, February 01, 2014	12:30	0:10	60	75	64	46	-27	2.9	208	0		0.7	1.9
Saturday, February 01, 2014	12:40	0:10	60	72	64	44	-27	2.4	226	0		0.6	1.5
Saturday, February 01, 2014	12:50	0:10	62	79	65	50	-26	2.3	217	0		0.6	1.5
Saturday, February 01, 2014	13:00	0:10	60	75	64	45	-5	3.3	202	0		0.9	2.2
Saturday, February 01, 2014	13:10	0:10	62	76	65	46	-21	3.0	165	0		0.4	1.9
Saturday, February 01, 2014	13:20	0:10	61	77	65	48	-24	2.8	187	0		0.7	1.5
Saturday, February 01, 2014	13:30	0:10	60	76	64	45	-27	2.9	173	0		0.4	1.7
Saturday, February 01, 2014	13:40	0:10	59	72	64	43	-26	2.7	178	0		0.7	2.0
Saturday, February 01, 2014	13:50	0:10	59	79	63	45	15	3.6	152	0		0.6	1.7
Saturday, February 01, 2014	14:00	0:10	61	79	65	45	15	3.7	156	0		0.6	1.7
Saturday, February 01, 2014	14:10	0:10	62	81	65	45	25	3.7	143	0		0.2	1.1
Saturday, February 01, 2014	14:20	0:10	59	75	64	41	50	4.0	142	-1		0.4	1.3
Saturday, February 01, 2014	14:30	0:10	61	75	65	45	19	3.8	145	-1		0.7	1.9
Saturday, February 01, 2014	14:40	0:10	60	71	64	43	45	4.3	141	-1		0.9	1.9
Saturday, February 01, 2014	14:50	0:10	60	74	64	45	112	4.8	136	-1		1.1	2.8
Saturday, February 01, 2014	15:00	0:10	62	78	66	47	142	5.1	141	-1		0.7	2.0
Saturday, February 01, 2014	15:10	0:10	60	73	64	47	113	4.8	146	-1		0.9	2.2
Saturday, February 01, 2014	15:20	0:10	61	76	65	48	104	4.7	140	-1		0.7	1.5
Saturday, February 01, 2014	15:30	0:10	61	77	65	50	36	4.0	140	-1		0.9	2.4
Saturday, February 01, 2014	15:40	0:10	60	72	64	47	-23	3.1	144	-1		0.6	1.7
Saturday, February 01, 2014	15:50	0:10	60	76	64	46	26	3.9	145	-1		0.7	1.7
Saturday, February 01, 2014	16:00	0:10	59	73	64	41	-18	3.3	154	-1		0.4	1.9
Saturday, February 01, 2014	16:10	0:10	59	72	64	44	-39	2.3	159	-1		0.6	2.6
Saturday, February 01, 2014	16:20	0:10	61	74	65	46	43	3.9	164	-2		0.9	2.4
Saturday, February 01, 2014	16:30	0:10	59	73	63	46	-6	3.8	157	-2		1.1	3.2
Saturday, February 01, 2014	16:40	0:10	60	75	64	46	18	3.9	155	-2		0.6	1.9
Saturday, February 01, 2014	16:50	0:10	60	75	63	47	-4	3.6	148	-2		0.6	1.5
Saturday, February 01, 2014	17:00	0:10	59	72	64	44	-19	3.0	144	-2		0.7	1.7
Saturday, February 01, 2014	17:10	0:10	61	76	65	49	5	3.8	147	-2		0.7	1.7
Saturday, February 01, 2014	17:20	0:10	60	75	64	45	-8	3.7	148	-2		0.4	1.7
Saturday, February 01, 2014	17:30	0:10	61	75	65	47	11	3.8	156	-2		0.2	1.3
Saturday, February 01, 2014	17:40	0:10	59	71	63	46	74	4.5	157	-1		1.1	2.4
Saturday, February 01, 2014	17:50	0:10	60	74	64	40	84	4.5	162	-1		0.4	2.0
Saturday, February 01, 2014	18:00	0:10	59	81	63	43	95	4.3	165	-2		0.0	1.5
Saturday, February 01, 2014	18:10	0:10	57	72	62	40	60	4.1	166	-2		0.6	1.5
Saturday, February 01, 2014	18:20	0:10	56	73	60	42	214	5.6	164	-2		0.9	2.4
Saturday, February 01, 2014	18:30	0:10	57	72	60	41	155	5.0	160	-3		0.9	2.0
Saturday, February 01, 2014	18:40	0:10	58	75	63	43	111	4.4	160	-3		0.9	1.7
Saturday, February 01, 2014	18:50	0:10	58	73	62	40	73	4.4	162	-3	1	1.1	2.2
Saturday, February 01, 2014	19:00	0:10	57	71	62	37	80	4.3	165	-3	1	0.6	2.0
Saturday, February 01, 2014	19:10	0:10	55	68	60	40	74	4.0	165	-3	1	0.4	1.5
Saturday, February 01, 2014	19:20	0:10	53	70	57	34	165	5.0	165	-2	1	0.7	2.2
Saturday, February 01, 2014	19:30	0:10	52	67	56	35	137	4.5	163	-2	1	1.1	2.8
Saturday, February 01, 2014	19:40	0:10	49	63	54	35	28	3.8	160	-2	1	1.1	2.4
Saturday, February 01, 2014	19:50	0:10	47	61	52	34	33	4.1	156	-2	1	1.1	2.2
Saturday, February 01, 2014	20:00	0:10	46	58	52	33	136	5.0	157	-2	1	1.1	2.6
Saturday, February 01, 2014	20:10	0:10	50	71	53	32	106	4.8	159	-2	1	1.3	2.8
Saturday, February 01, 2014	20:20	0:10	47	63	53	33	33	4.1	156	-2	1	1.1	2.8
Saturday, February 01, 2014	20:30	0:10	52	72	53	32	-20	3.2	157	-2	1	0.6	1.7
Saturday, February 01, 2014	20:40	0:10	46	59	50	35	-29	3.2	151	-2	1	0.9	2.0
Saturday, February 01, 2014	20:50	0:10	53	72	55	36	22	3.8	158	-3	1	0.9	3.2
Saturday, February 01, 2014	21:00	0:10	50	68	53	36	176	5.1	156	-3	1	1.5	4.3
Saturday, February 01, 2014	21:10	0:10	47	64	51	29	97	4.6	154	-3	1	1.3	2.4
Saturday, February 01, 2014	21:20	0:10	49	64	54	32	150	5.0	154	-3	1	0.9	2.6
Saturday, February 01, 2014	21:30	0:10	50	62	55	36	56	4.2	155	-3	1	0.9	1.9
Saturday, February 01, 2014	21:40	0:10	50	65	54	32	205	5.5	154	-3	1	0.7	2.6
Saturday, February 01, 2014	21:50	0:10	54	72	57	36	151	5.2	157	-3	1	0.4	1.7
Saturday, February 01, 2014	22:00	0:10	57	77	58	34	130	4.9	159	-3	1	0.9	3.3
Saturday, February 01, 2014	22:10	0:10	56	76	58	34	52	4.1	162	-4		0.2	0.9
Saturday, February 01, 2014	22:20	0:10	50	62	54	29	85	4.3	165	-4		0.0	0.6
Saturday, February 01, 2014	22:30	0:10	50	65	53	30	68	4.5	168	-4		0.0	0.4
Saturday, February 01, 2014	22:40	0:10	49	63	54	29	70	4.3	170	-3		0.0	1.1
Saturday, February 01, 2014	22:50	0:10	48	66	49	29	33	3.9	167	-3		0.0	0.7
Saturday, February 01, 2014	23:00	0:10	45	64	46	29	64	4.3	169	-3		0.0	0.6
Saturday, February 01, 2014	23:10	0:10	51	64	56	29	115	4.8	173	-3		0.0	0.6
Saturday, February 01, 2014	23:20	0:10	52	65	58	31	200	5.4	172	-3		0.2	0.9
Saturday, February 01, 2014	23:30	0:10	51	66	56	30	152	5.1	170	-3		0.4	1.1
Saturday, February 01, 2014	23:40	0:10	53	67	58	30							

Table B-5: Location 3 Winter Compliance Evaluation

Date	Time	Duration	Leq	Lmax	L(10)	L(90)	WT E2	WT E2	Onsite Met	Onsite Met	NWS Plymouth	Loc. 6	Loc. 6
	Start Time	(min)	(dBA)	(dBA)	(dBA)	(dBA)	Output (kW)	HH WS (m/s)	WD @ 75m (degrees)	Temp. (°C)	Precip. Obs.	Avg. WS @ 2m (m/s)	Gust WS @ 2m (m/s)
Saturday, February 01, 2014	23:50	0:10	51	67	55	29	-29	4.5	177	-3		0.4	1.3
Sunday, February 02, 2014	0:00	0:10	48	62	51	28	-40	4.4	186	-3		0.0	0.6
Sunday, February 02, 2014	0:10	0:10	47	63	47	28	-39	5.5	189	-3		0.2	0.9
Sunday, February 02, 2014	0:20	0:10	48	69	47	25	-38	4.4	192	-3		0.0	0.7
Sunday, February 02, 2014	0:30	0:10	50	71	51	27	-37	4.5	192	-2		0.2	0.9
Sunday, February 02, 2014	0:40	0:10	43	60	45	29	-38	4.2	193	-2		0.0	0.7
Sunday, February 02, 2014	0:50	0:10	45	63	44	28	-29	3.0	195	-2		0.2	0.9
Sunday, February 02, 2014	1:00	0:10	48	64	48	27	-21	4.1	193	-2		0.4	1.3
Sunday, February 02, 2014	1:10	0:10	48	69	38	28	-20	2.2	201	-2		0.4	1.7
Sunday, February 02, 2014	1:20	0:10	48	65	48	25	-21	3.0	204	-2		0.4	1.3
Sunday, February 02, 2014	1:30	0:10	40	60	35	27	-19	2.6	206	-2	1	0.2	0.9
Sunday, February 02, 2014	1:40	0:10	41	61	36	30	-20	1.4	213	-2	1	0.2	0.9
Sunday, February 02, 2014	1:50	0:10	52	75	46	29	-20	2.9	209	-2	1	0.2	0.7
Sunday, February 02, 2014	2:00	0:10	42	64	37	29	-20	3.1	203	-2	1	0.2	1.1
Sunday, February 02, 2014	2:10	0:10	43	63	40	29	-20	1.8	206	-2	1	0.0	0.6
Sunday, February 02, 2014	2:20	0:10	35	56	33	26	-20	3.2	211	-2	1	0.0	0.6
Sunday, February 02, 2014	2:30	0:10	41	61	35	25	-20	2.3	207	-2		0.0	0.7
Sunday, February 02, 2014	2:40	0:10	50	69	49	27	-19	2.4	212	-2		0.0	0.6
Sunday, February 02, 2014	2:50	0:10	44	63	44	30	-20	2.3	214	-2		0.2	0.7
Sunday, February 02, 2014	3:00	0:10	43	64	35	25	-20	2.4	217	-2		0.0	0.0
Sunday, February 02, 2014	3:10	0:10	44	61	41	26	-20	1.3	218	-1		0.0	0.6
Sunday, February 02, 2014	3:20	0:10	32	41	34	30	-19	2.0	224	-2		0.0	0.0
Sunday, February 02, 2014	3:30	0:10	41	62	36	29	-19	2.3	222	-1	1	0.0	0.0
Sunday, February 02, 2014	3:40	0:10	43	61	40	28	-19	2.5	224	-1	1	0.0	0.0
Sunday, February 02, 2014	3:50	0:10	51	71	46	28	-20	3.2	225	-1	1	0.0	0.6
Sunday, February 02, 2014	4:00	0:10	44	65	36	28	-20	3.6	221	-1	1	0.2	0.6
Sunday, February 02, 2014	4:10	0:10	42	62	36	29	-20	3.3	225	-1	1	0.2	0.9
Sunday, February 02, 2014	4:20	0:10	48	66	49	29	-20	1.5	229	-1	1	0.2	0.9
Sunday, February 02, 2014	4:30	0:10	37	61	34	28	-20	2.3	226	-1	1	0.2	0.7
Sunday, February 02, 2014	4:40	0:10	51	72	53	29	-18	2.7	234	-1	1	0.0	0.0
Sunday, February 02, 2014	4:50	0:10	44	63	43	30	18	3.8	232	-1	1	0.2	0.7
Sunday, February 02, 2014	5:00	0:10	52	75	49	27	23	3.7	249	-1	1	0.0	0.0
Sunday, February 02, 2014	5:10	0:10	51	70	50	27	-19	3.1	249	-1	1	0.2	0.9
Sunday, February 02, 2014	5:20	0:10	49	67	50	30	-26	2.4	245	0	1	0.0	0.7
Sunday, February 02, 2014	5:30	0:10	51	68	53	30	-19	3.3	252	0	1	0.0	0.7
Sunday, February 02, 2014	5:40	0:10	47	65	47	30	-25	2.8	247	0	1	0.0	0.7
Sunday, February 02, 2014	5:50	0:10	50	66	53	29	-20	3.1	265	0	1	0.4	0.9
Sunday, February 02, 2014	6:00	0:10	51	69	55	31	16	3.8	260	-1	1	0.2	0.9
Sunday, February 02, 2014	6:10	0:10	51	63	56	28	92	4.7	253	0	1	0.2	0.9
Sunday, February 02, 2014	6:20	0:10	50	64	55	29	687	7.5	254	0	1	0.0	0.6
Sunday, February 02, 2014	6:30	0:10	51	66	56	32	1134	9.1	268	0	1	0.0	0.7
Sunday, February 02, 2014	6:40	0:10	58	77	60	39	252	5.3	260	0	1	0.0	0.9
Sunday, February 02, 2014	6:50	0:10	55	69	59	37	252	5.7	252	0	1	0.2	0.6
Sunday, February 02, 2014	7:00	0:10	55	70	60	31	211	5.4	254	0	1	0.2	0.7
Sunday, February 02, 2014	7:10	0:10	55	67	60	34	401	6.7	263	0	1	0.0	0.0
Sunday, February 02, 2014	7:20	0:10	56	69	61	38	499	7.1	263	0	1	0.0	0.4
Sunday, February 02, 2014	7:30	0:10	54	67	59	33	416	6.7	267	0	1	0.2	0.7
Sunday, February 02, 2014	7:40	0:10	57	76	61	40	720	7.9	272	1	1	0.2	1.1
Sunday, February 02, 2014	7:50	0:10	58	75	62	38	1088	9.1	272	0	1	0.2	0.9
Sunday, February 02, 2014	8:00	0:10	59	79	61	36	966	8.4	275	1	1	0.2	0.9
Sunday, February 02, 2014	8:10	0:10	56	70	60	36	533	7.0	273	1	1	0.0	0.9
Sunday, February 02, 2014	8:20	0:10	56	70	61	42	740	7.9	272	1	1	0.2	1.3
Sunday, February 02, 2014	8:30	0:10	58	73	62	44	631	7.5	277	1	1	0.6	1.9
Sunday, February 02, 2014	8:40	0:10	57	67	62	38	436	6.7	284	1	1	0.2	1.7
Sunday, February 02, 2014	8:50	0:10	60	74	64	41	553	7.2	282	1	1	0.7	1.7
Sunday, February 02, 2014	9:00	0:10	58	68	62	43	966	8.6	281	1	1	0.6	2.2
Sunday, February 02, 2014	9:10	0:10	57	73	62	45	721	7.6	294	2	1	0.2	1.1
Sunday, February 02, 2014	9:20	0:10	58	75	61	42	535	6.9	287	2	1	0.2	0.9
Sunday, February 02, 2014	9:30	0:10	56	68	61	40	680	7.4	276	2		0.7	1.7
Sunday, February 02, 2014	9:40	0:10	58	68	62	45	1242	9.3	276	2		0.6	1.5
Sunday, February 02, 2014	9:50	0:10	59	74	63	46	1135	9.0	278	2		1.1	3.0
Sunday, February 02, 2014	10:00	0:10	60	77	63	46	986	8.7	276	2		1.1	2.6
Sunday, February 02, 2014	10:10	0:10	59	74	62	46	748	7.8	273	2		0.9	3.3
Sunday, February 02, 2014	10:20	0:10	59	70	63	49	652	7.2	280	2		0.4	2.2
Sunday, February 02, 2014	10:30	0:10	59	71	63	48	413	6.5	284	2		0.4	1.9
Sunday, February 02, 2014	10:40	0:10	57	71	61	49	375	6.2	282	2		0.7	1.9
Sunday, February 02, 2014	10:50	0:10	60	73	64	49	367	6.3	283	2		0.7	1.7
Sunday, February 02, 2014	11:00	0:10	59	70	63	43	369	6.3	289	1		0.6	1.9
Sunday, February 02, 2014	11:10	0:10	61	78	64	49	377	6.3	286	1		0.9	2.2
Sunday, February 02, 2014	11:20	0:10	58	69	62	46	192	5.3	293	2		0.9	3.0
Sunday, February 02, 2014	11:30	0:10	59	71	63	47	267	5.9	290	2		1.1	2.2
Sunday, February 02, 2014	11:40	0:10	59	72	63	42	239	5.6	280	2		1.3	3.3
Sunday, February 02, 2014	11:50	0:10	59	69	63	43	149	4.9	279	2		1.3	2.6
Sunday, February 02, 2014	12:00	0:10	61	75	65	49	78	4.1	281	2		1.1	3.0
Sunday, February 02, 2014	12:10	0:10	60	74	64	51	247	5.8	284	2		1.3	3.2
Sunday, February 02, 2014	12:20	0:10	62	78	65	49	237	5.7	274	2		1.1	2.4
Sunday, February 02, 2014	12:30	0:10	62	78	65	53	156	5.0	277	2		1.3	3.3
Sunday, February 02, 2014	12:40	0:10	61	72	64	50	188	5.4	282	2		0.7	2.4
Sunday, February 02, 2014	12:50	0:10	60	73	64	49	244	5.8	287	1		0.9	3.0
Sunday, February 02, 2014	13:00	0:10	60	72	64	48	235	5.6	286	2		0.7	2.0
Sunday, February 02, 2014	13:10	0:10	62	78	65	49	277	5.8	285	1		0.6	1.9
Sunday, February 02, 2014	13:20	0:10	61	72	64	49	96	4.1	287	1		0.9	2.4
Sunday, February 02, 2014	13:30	0:10	61	71	65	51	-2	2.8	281	1		0.7	2.2
Sunday, February 02, 2014	13:40	0:10	60	77	65	46	70	4.3	280	1		0.9	1.9
Sunday, February 02, 2014	13:50	0:10	61	78	64	50	140	4.8	268	2		0.6	1.7
Sunday, February 02, 2014	14:00	0:10	61	75	64	47	134	4.8	290	2		0.7	3.0
Sunday, February 02, 2014	14:10	0:10	60	71	64	43	353	6.2	291	1		0.9	2.6
Sunday, February 02, 2014	14:20	0:10	60	73	64	49	296	6.1	296	1		0.6	2.4
Sunday, February 02, 2014	14:30	0:10	61	73	65	49	244	5.7	305	1		0.4	1.9
Sunday, February 02, 2014	14:40	0:10	58	72	62	38	224	5.5	303	1		0.6	1.9
Sunday, February 02, 2014	14:50	0:10	61	72	65	50	452	6.8	304	1		0.6	1.9
Sunday, February 02, 2014	15:00	0:10	61	77	65	47	461	6.7	301	1		0.4	1.5
Sunday, February 02, 2014	15:10	0:10	60	72	63	47	545	7.1	305	0		0.4	1.7
Sunday, February 02, 2014	15:20	0:10	60	71	64	46	551	7.2	305	0		0.4	1.7
Sunday, February 02, 2014	15:30	0:10	60	75	64	47	423	6.5	303	0		0.4	1.3
Sunday, February 02, 2014	15:40	0:10	60	72	65	43	620	7.4	306	0		0.4	1.5
Sunday, February 02, 2014	15:50	0:10	59	71	63	46	561	7.2	307	0		0.4	1.5
Sunday, February 02, 2014	16:00	0:10	59	72	63	48	628	7.3	307	0		0.6	2.0
Sunday, February 02, 2014	16:10	0:10	60	73	64	43	768	7.9	309	0		0.6	1.3
Sunday, February 02, 2014	16:20	0:10	60	71	64	46	802	8.2	311	0		0.4	1.5
Sunday, February 02, 2014	16:30	0:10	61	76	65	45	878	8.4	310	0		0.2	0.9
Sunday, February 02													

Table B-5: Location 3 Winter Compliance Evaluation

Date	Time	Duration	Leq	Lmax	L(10)	L(90)	WT E2	WT E2	Onsite Met	Onsite Met	NWS Plymouth	Loc. 6	Loc. 6
	Start Time	(min)	(dBA)	(dBA)	(dBA)	(dBA)	Output (kW)	HH WS (m/s)	WD @ 75m (degrees)	Temp. (°C)	Precip. Obs.	Avg. WS @ 2m (m/s)	Gust WS @ 2m (m/s)
Sunday, February 02, 2014	16:50	0:10	59	76	62	43	596	7.3	307	0		0.2	0.9
Sunday, February 02, 2014	17:00	0:10	60	71	63	47	480	7.0	304	-1		0.4	1.3
Sunday, February 02, 2014	17:10	0:10	60	75	64	44	491	6.9	307	-1		0.2	0.7
Sunday, February 02, 2014	17:20	0:10	59	72	63	41	546	7.2	312	-1		0.6	1.7
Sunday, February 02, 2014	17:30	0:10	59	76	63	46	672	7.8	305	-1		0.6	1.9
Sunday, February 02, 2014	17:40	0:10	57	69	62	42	607	7.5	311	-1		0.7	2.0
Sunday, February 02, 2014	17:50	0:10	57	73	61	43	904	8.5	305	-1		0.7	2.0
Sunday, February 02, 2014	18:00	0:10	58	74	62	39	882	8.7	316	-1		0.7	1.9
Sunday, February 02, 2014	18:10	0:10	58	71	62	42	914	8.6	306	-1		0.9	1.9
Sunday, February 02, 2014	18:20	0:10	54	69	59	37	1027	9.1	308	-1		0.7	2.2
Sunday, February 02, 2014	18:30	0:10	57	79	61	42	686	8.2	307	-1		0.7	2.2
Sunday, February 02, 2014	18:40	0:10	58	71	62	37	747	8.5	316	-1		0.7	2.0
Sunday, February 02, 2014	18:50	0:10	57	73	62	37	914	8.9	315	-1	1	1.1	2.2
Sunday, February 02, 2014	19:00	0:10	55	72	60	37	1056	9.5	317	-1	1	0.9	2.0
Sunday, February 02, 2014	19:10	0:10	58	73	62	39	1073	9.6	319	-1	1	0.7	1.9
Sunday, February 02, 2014	19:20	0:10	55	69	60	35	905	8.9	318	-1	1	0.6	1.5
Sunday, February 02, 2014	19:30	0:10	56	73	60	36	731	8.3	319	-1	1	0.6	1.9
Sunday, February 02, 2014	19:40	0:10	58	82	60	38	1131	9.6	324	-1	1	0.4	2.4
Sunday, February 02, 2014	19:50	0:10	55	70	59	34	1043	9.2	325	-1		0.7	2.4
Sunday, February 02, 2014	20:00	0:10	56	72	60	34	914	8.8	321	-1		0.4	1.7
Sunday, February 02, 2014	20:10	0:10	54	70	58	37	849	8.6	324	-1		0.7	3.2
Sunday, February 02, 2014	20:20	0:10	56	72	60	32	653	8.0	321	-2		0.2	0.9
Sunday, February 02, 2014	20:30	0:10	55	69	59	37	739	8.2	320	-2		0.4	2.0
Sunday, February 02, 2014	20:40	0:10	59	76	61	40	1273	10.1	316	-2		0.6	2.4
Sunday, February 02, 2014	20:50	0:10	57	77	60	37	1468	10.6	321	-2		0.6	1.7
Sunday, February 02, 2014	21:00	0:10	55	70	59	36	1159	9.3	322	-2		0.6	1.7
Sunday, February 02, 2014	21:10	0:10	52	69	55	32	1493	10.7	318	-2		0.7	2.2
Sunday, February 02, 2014	21:20	0:10	54	72	58	34	1192	9.5	316	-2		0.7	1.9
Sunday, February 02, 2014	21:30	0:10	56	71	60	35	1267	9.8	313	-2		0.6	1.9
Sunday, February 02, 2014	21:40	0:10	55	76	56	33	1344	9.9	319	-2		0.9	2.2
Sunday, February 02, 2014	21:50	0:10	56	73	60	37	1508	10.4	318	-2		0.7	2.4
Sunday, February 02, 2014	22:00	0:10	55	73	58	34	1412	9.9	321	-2		0.6	1.7
Sunday, February 02, 2014	22:10	0:10	54	69	58	35	1385	9.9	320	-3		0.7	2.0
Sunday, February 02, 2014	22:20	0:10	54	68	59	35	1364	9.8	324	-3		0.7	2.2
Sunday, February 02, 2014	22:30	0:10	53	72	57	34	1477	10.5	321	-3		0.7	2.2
Sunday, February 02, 2014	22:40	0:10	52	73	54	34	1505	10.4	318	-3		1.1	2.4
Sunday, February 02, 2014	22:50	0:10	54	72	57	35	1680	11.3	313	-3		1.1	2.8
Sunday, February 02, 2014	23:00	0:10	43	66	38	32	1182	9.7	322	-3		1.3	4.1
Sunday, February 02, 2014	23:10	0:10	53	69	57	33	1072	9.1	327	-3		0.9	3.2
Sunday, February 02, 2014	23:20	0:10	52	68	56	33	995	8.8	326	-4		0.9	2.4
Sunday, February 02, 2014	23:30	0:10	50	68	52	34	1066	8.9	328	-4		1.5	4.4
Sunday, February 02, 2014	23:40	0:10	50	67	52	32	564	7.4	326	-4		0.9	3.0
Sunday, February 02, 2014	23:50	0:10	49	69	50	32	740	8.1	323	-4		1.3	4.8
Monday, February 03, 2014	0:00	0:10	44	67	37	30	978	8.9	325	-5		1.3	4.3
Monday, February 03, 2014	0:10	0:10	49	72	45	30	754	7.9	326	-5		1.3	5.2
Monday, February 03, 2014	0:20	0:10	54	76	46	32	516	7.0	327	-5		1.1	3.5
Monday, February 03, 2014	0:30	0:10	43	69	39	32	376	6.5	323	-5		1.1	2.8
Monday, February 03, 2014	0:40	0:10	41	63	40	30	368	6.6	327	-5		1.3	4.1
Monday, February 03, 2014	0:50	0:10	45	66	38	28	698	7.5	324	-5		0.9	2.6
Monday, February 03, 2014	1:00	0:10	32	38	34	30	723	7.9	321	-5		1.1	3.7
Monday, February 03, 2014	1:10	0:10	47	69	41	30	726	7.8	318	-6		1.1	3.3
Monday, February 03, 2014	1:20	0:10	44	67	37	31	969	8.6	316	-6		1.3	4.1
Monday, February 03, 2014	1:30	0:10	43	62	38	31	1239	9.5	321	-6		0.9	3.0
Monday, February 03, 2014	1:40	0:10	42	65	36	29	1408	9.9	323	-6		1.1	3.2
Monday, February 03, 2014	1:50	0:10	45	68	40	29	1730	10.5	320	-6		0.6	2.0
Monday, February 03, 2014	2:00	0:10	35	45	37	33	1767	11.1	317	-7		1.1	3.9
Monday, February 03, 2014	2:10	0:10	40	63	37	31	1491	10.1	320	-7		1.3	3.3
Monday, February 03, 2014	2:20	0:10	38	60	36	31	1201	9.2	326	-7		0.9	2.6
Monday, February 03, 2014	2:30	0:10	46	68	37	31	760	7.9	327	-7		1.1	3.3
Monday, February 03, 2014	2:40	0:10	32	39	34	27	530	7.1	328	-7		0.7	2.8
Monday, February 03, 2014	2:50	0:10	30	39	34	24	473	6.6	324	-7		0.6	1.9
Monday, February 03, 2014	3:00	0:10	42	65	35	26	423	6.6	320	-7		0.9	2.6
Monday, February 03, 2014	3:10	0:10	43	64	36	25	224	5.4	322	-7		0.7	1.9
Monday, February 03, 2014	3:20	0:10	33	47	34	30	283	6.0	326	-7		0.6	2.2
Monday, February 03, 2014	3:30	0:10	43	68	35	29	326	6.2	328	-7		0.4	2.8
Monday, February 03, 2014	3:40	0:10	44	70	35	29	213	5.5	329	-7		0.6	1.9
Monday, February 03, 2014	3:50	0:10	57	77	54	31	186	5.3	329	-7		0.6	1.7
Monday, February 03, 2014	4:00	0:10	54	81	44	29	170	5.2	331	-7		0.6	1.9
Monday, February 03, 2014	4:10	0:10	50	69	50	30	170	5.3	333	-7		0.6	2.0
Monday, February 03, 2014	4:20	0:10	49	69	43	30	163	5.3	334	-7		0.6	1.5
Monday, February 03, 2014	4:30	0:10	52	72	53	31	218	5.7	328	-7		0.4	2.2
Monday, February 03, 2014	4:40	0:10	55	76	57	32	199	5.3	325	-7		0.4	1.3
Monday, February 03, 2014	4:50	0:10	58	75	59	34	248	5.9	324	-7		0.6	2.0
Monday, February 03, 2014	5:00	0:10	50	69	52	29	302	6.1	326	-7		0.6	1.3
Monday, February 03, 2014	5:10	0:10	55	76	57	34	200	5.4	327	-7		0.4	1.3
Monday, February 03, 2014	5:20	0:10	55	74	58	31	46	4.2	323	-7		0.4	0.9
Monday, February 03, 2014	5:30	0:10	56	72	60	33	67	4.4	323	-7		0.4	1.3
Monday, February 03, 2014	5:40	0:10	60	79	62	38	39	4.0	324	-7		0.6	1.3
Monday, February 03, 2014	5:50	0:10	59	74	63	38	38	4.2	329	-7		0.7	2.0
Monday, February 03, 2014	6:00	0:10	57	74	62	37	97	4.7	329	-7		0.6	1.3
Monday, February 03, 2014	6:10	0:10	60	76	63	36	243	5.9	329	-7		0.6	1.3
Monday, February 03, 2014	6:20	0:10	60	78	64	41	389	6.4	323	-7		0.7	2.2
Monday, February 03, 2014	6:30	0:10	60	79	63	42	341	6.4	323	-7		0.7	2.4
Monday, February 03, 2014	6:40	0:10	60	74	64	43	295	6.1	325	-7		0.9	1.9
Monday, February 03, 2014	6:50	0:10	61	77	65	45	248	5.9	324	-7		0.6	2.2
Monday, February 03, 2014	7:00	0:10	61	82	65	41	68	4.3	323	-7		0.4	1.7
Monday, February 03, 2014	7:10	0:10	63	79	66	46	36	3.9	323	-7		0.6	1.7
Monday, February 03, 2014	7:20	0:10	61	76	65	45	20	3.8	329	-7		0.4	1.5
Monday, February 03, 2014	7:30	0:10	62	79	65	44	39	4.1	330	-7		0.4	1.5
Monday, February 03, 2014	7:40	0:10	61	76	65	42	35	4.1	334	-7		0.6	1.7
Monday, February 03, 2014	7:50	0:10	61	76	65	45	53	4.1	334	-7		0.7	1.7
Monday, February 03, 2014	8:00	0:10	61	75	65	47	0	3.6	341	-7		0.6	2.0
Monday, February 03, 2014	8:10	0:10	62	79	66	44	-37	2.8	355	-7		0.6	1.7
Monday, February 03, 2014	8:20	0:10	61	78	65	47	-42	2.5	350	-7		0.2	1.1
Monday, February 03, 2014	8:30	0:10	60	76	64	43	-41	2.3	358	-7		0.4	1.9
Monday, February 03, 2014	8:40	0:10	61	80	65	48	-39	2.0	354	-7		0.6	2.4
Monday, February 03, 2014	8:50	0:10	61	77	64	44	-39	1.9	351	-7		0.4	2.2
Monday, February 03, 2014	9:00	0:10	59	79	62	41	-38	1.4	358	-7		0.2	1.9
Monday, February 03, 2014	9:10	0:10	61	79	64	42	-38	1.7	17	-6		0.2	0.7
Monday, February 03, 2014	9:20	0:10	61	80	65	41	-37	1.5	24	-6		0.6	1.3
Monday, February 03, 2014	9:30	0:10	61	78	64	43	-21	1.1	15	-6		0.6	1.5
Monday, February 03, 2014	9:40												

Table B-5: Location 3 Winter Compliance Evaluation

Date	Time	Duration	Leq	Lmax	L(10)	L(90)	WT E2	WT E2	Onsite Met	Onsite Met	NWS Plymouth	Loc. 6	Loc. 6
	Start Time	(min)	(dBA)	(dBA)	(dBA)	(dBA)	Output (kW)	HH WS (m/s)	WD @ 75m (degrees)	Temp. (°C)	Precip. Obs.	Avg. WS @ 2m (m/s)	Gust WS @ 2m (m/s)
Monday, February 03, 2014	9:50	0:10	61	79	64	44	-21	1.4	1	-5		0.6	1.7
Monday, February 03, 2014	10:00	0:10	61	77	65	42	-21	1.5	1	-6		0.7	1.7
Monday, February 03, 2014	10:10	0:10	60	75	64	43	-20	1.2	1	-5		0.2	0.9
Monday, February 03, 2014	10:20	0:10	59	75	63	41	-20	1.3	347	-5		0.7	1.9
Monday, February 03, 2014	10:30	0:10	60	76	64	45	-20	1.0	341	-5		0.4	1.7
Monday, February 03, 2014	10:40	0:10	62	80	65	40	-20	0.9	327	-5		0.4	1.5
Monday, February 03, 2014	10:50	0:10	58	76	61	39	-19	0.9	324	-5		0.4	1.1
Monday, February 03, 2014	11:00	0:10	59	78	62	39	-20	0.6	312	-5		0.4	0.9
Monday, February 03, 2014	11:10	0:10	60	76	64	43	-22	0.7	263	-5		0.2	1.1
Monday, February 03, 2014	11:20	0:10	60	78	63	36	-20	0.9	78	-4		0.2	0.9
Monday, February 03, 2014	11:30	0:10	60	78	64	40	-20	1.3	19	-4		0.6	1.5
Monday, February 03, 2014	11:40	0:10	59	77	63	41	-21	0.7	40	-5		0.2	1.7
Monday, February 03, 2014	11:50	0:10	60	77	64	44	-20	0.8	32	-5		0.7	1.5
Monday, February 03, 2014	12:00	0:10	60	77	63	42	-20	1.3	10	-5		0.6	1.7
Monday, February 03, 2014	12:10	0:10	61	82	63	35	-20	1.4	24	-4		0.6	1.1
Monday, February 03, 2014	12:20	0:10	61	80	63	39	-20	1.4	322	-4		0.6	1.1
Monday, February 03, 2014	12:30	0:10	61	79	64	43	-20	1.5	307	-4		0.6	1.7
Monday, February 03, 2014	12:40	0:10	60	76	64	41	-20	0.8	276	-4		0.6	1.5
Monday, February 03, 2014	12:50	0:10	59	76	63	38	-20	1.0	317	-4		0.4	1.5
Monday, February 03, 2014	13:00	0:10	62	82	65	42	-20	1.6	340	-4		0.6	1.5
Monday, February 03, 2014	13:10	0:10	61	79	64	39	-20	1.4	338	-4		0.4	1.1
Monday, February 03, 2014	13:20	0:10	61	78	64	40	-20	1.8	242	-4		0.4	1.1
Monday, February 03, 2014	13:30	0:10	59	76	63	36	-20	1.6	312	-4		0.6	1.5
Monday, February 03, 2014	13:40	0:10	58	76	63	34	-20	1.7	351	-4		0.2	0.9
Monday, February 03, 2014	13:50	0:10	59	77	63	41	-20	1.4	336	-4		0.2	1.1
Monday, February 03, 2014	14:00	0:10	61	80	64	38	-20	1.8	318	-4		0.4	1.1
Monday, February 03, 2014	14:10	0:10	60	77	64	41	-20	2.5	327	-4		0.2	0.9
Monday, February 03, 2014	14:20	0:10	61	76	64	40	-27	2.7	339	-4		0.6	1.5
Monday, February 03, 2014	14:30	0:10	60	76	64	38	-16	2.8	342	-4		0.4	1.5
Monday, February 03, 2014	14:40	0:10	61	78	65	45	-21	2.4	336	-4		0.6	1.5
Monday, February 03, 2014	14:50	0:10	60	78	63	41	-11	3.2	328	-4		0.4	1.5
Monday, February 03, 2014	15:00	0:10	60	78	63	45	-26	2.9	326	-4		0.4	1.7
Monday, February 03, 2014	15:10	0:10	60	74	64	49	-33	2.9	317	-4		0.6	1.7
Monday, February 03, 2014	15:20	0:10	60	75	63	42	-42	2.2	323	-4		0.6	1.7
Monday, February 03, 2014	15:30	0:10	61	75	65	45	-12	3.2	311	-4		0.6	1.7
Monday, February 03, 2014	15:40	0:10	64	81	67	45	33	4.0	303	-4		0.7	1.7
Monday, February 03, 2014	15:50	0:10	61	77	64	43	91	4.6	302	-5		0.4	1.7
Monday, February 03, 2014	16:00	0:10	60	80	63	42	84	4.4	311	-5		0.6	1.7
Monday, February 03, 2014	16:10	0:10	58	75	63	38	115	4.8	305	-5		0.6	1.7
Monday, February 03, 2014	16:20	0:10	60	72	64	43	144	5.1	309	-5		0.7	1.7
Monday, February 03, 2014	16:30	0:10	61	77	65	46	209	5.4	305	-6		0.7	2.4
Monday, February 03, 2014	16:40	0:10	60	72	64	42	318	6.3	308	-6		0.6	1.9
Monday, February 03, 2014	16:50	0:10	61	74	65	45	447	6.8	308	-6		0.6	1.5
Monday, February 03, 2014	17:00	0:10	60	75	64	44	410	6.7	310	-6		0.2	1.3
Monday, February 03, 2014	17:10	0:10	60	77	64	45	276	5.8	314	-6		0.0	0.0
Monday, February 03, 2014	17:20	0:10	58	71	63	44	298	6.1	306	-7		0.0	0.0
Monday, February 03, 2014	17:30	0:10	58	74	63	40	290	6.0	307	-7		0.2	0.9
Monday, February 03, 2014	17:40	0:10	59	75	63	43	312	6.2	314	-7		0.0	0.6
Monday, February 03, 2014	17:50	0:10	57	71	61	41	251	5.8	315	-7		0.0	0.0
Monday, February 03, 2014	18:00	0:10	58	74	62	41	298	6.2	315	-7		0.0	0.7
Monday, February 03, 2014	18:10	0:10	59	78	63	43	292	6.1	318	-7		0.2	1.1
Monday, February 03, 2014	18:20	0:10	58	73	62	41	231	5.7	315	-7		0.4	1.1
Monday, February 03, 2014	18:30	0:10	56	70	61	36	216	5.6	321	-7		0.2	0.7
Monday, February 03, 2014	18:40	0:10	57	73	62	38	337	6.4	320	-7		0.4	1.3
Monday, February 03, 2014	18:50	0:10	57	75	62	38	428	6.8	322	-7		0.4	1.1
Monday, February 03, 2014	19:00	0:10	57	74	61	37	301	6.0	324	-7		0.6	1.1
Monday, February 03, 2014	19:10	0:10	54	69	59	35	225	5.5	318	-8		0.2	0.7
Monday, February 03, 2014	19:20	0:10	56	70	61	38	261	5.9	318	-7		0.0	0.4
Monday, February 03, 2014	19:30	0:10	54	74	58	34	463	7.0	319	-7		0.0	0.0
Monday, February 03, 2014	19:40	0:10	57	74	61	40	705	7.8	321	-8		0.0	0.0
Monday, February 03, 2014	19:50	0:10	53	68	57	37	649	7.4	322	-8		0.0	0.4
Monday, February 03, 2014	20:00	0:10	57	75	61	38	381	6.4	319	-8		0.0	0.0
Monday, February 03, 2014	20:10	0:10	54	72	58	34	325	6.0	314	-8		0.0	0.9
Monday, February 03, 2014	20:20	0:10	55	70	60	40	224	5.5	308	-8		0.0	0.0
Monday, February 03, 2014	20:30	0:10	54	68	59	34	259	5.9	316	-8		0.0	0.0
Monday, February 03, 2014	20:40	0:10	54	70	58	34	438	6.9	320	-9		0.0	0.0
Monday, February 03, 2014	20:50	0:10	53	69	58	34	582	7.3	320	-9		0.0	0.0
Monday, February 03, 2014	21:00	0:10	53	67	58	31	483	6.8	319	-9		0.0	0.0
Monday, February 03, 2014	21:10	0:10	54	70	58	34	694	7.8	322	-9		0.0	0.6
Monday, February 03, 2014	21:20	0:10	55	78	56	33	814	8.1	320	-9		0.0	0.0
Monday, February 03, 2014	21:30	0:10	53	72	56	33	975	8.6	320	-9		0.0	0.0
Monday, February 03, 2014	21:40	0:10	56	77	57	34	974	8.4	320	-9		0.0	0.6
Monday, February 03, 2014	21:50	0:10	52	68	56	33	945	8.5	324	-9		0.0	0.6
Monday, February 03, 2014	22:00	0:10	52	67	57	32	748	7.8	331	-9		0.0	0.4
Monday, February 03, 2014	22:10	0:10	53	71	56	34	667	7.4	329	-9		0.6	1.7
Monday, February 03, 2014	22:20	0:10	54	79	52	31	888	8.3	324	-10		0.6	1.3
Monday, February 03, 2014	22:30	0:10	51	71	53	33	776	7.9	326	-10		0.2	0.9
Monday, February 03, 2014	22:40	0:10	51	74	48	30	953	8.5	327	-10		0.0	0.7
Monday, February 03, 2014	22:50	0:10	48	66	50	32	1018	8.9	320	-10		0.0	0.6
Monday, February 03, 2014	23:00	0:10	50	69	53	33	846	8.1	325	-10		0.0	0.6
Monday, February 03, 2014	23:10	0:10	47	66	47	31	737	7.6	331	-10		0.4	1.1
Monday, February 03, 2014	23:20	0:10	48	68	47	30	410	6.4	333	-10		0.7	1.3
Monday, February 03, 2014	23:30	0:10	50	70	51	29	138	4.9	326	-10		0.6	0.9
Monday, February 03, 2014	23:40	0:10	45	67	40	22	46	3.9	326	-10		0.0	1.1
Monday, February 03, 2014	23:50	0:10	47	66	47	30	-20	3.2	324	-10		0.2	0.7
Tuesday, February 04, 2014	0:00	0:10	48	66	50	29	69	4.5	321	-10		0.0	0.6
Tuesday, February 04, 2014	0:10	0:10	39	61	35	29	133	4.9	329	-10		0.0	0.0
Tuesday, February 04, 2014	0:20	0:10	50	71	48	30	160	5.2	333	-10		0.0	0.0
Tuesday, February 04, 2014	0:30	0:10	32	62	33	26	135	4.9	336	-10		0.0	0.0
Tuesday, February 04, 2014	0:40	0:10	43	67	37	26	18	3.8	337	-10		0.0	0.0
Tuesday, February 04, 2014	0:50	0:10	51	77	44	28	-29	3.0	329	-10		0.0	0.0
Tuesday, February 04, 2014	1:00	0:10	43	64	37	30	-5	3.6	330	-10		0.0	0.0
Tuesday, February 04, 2014	1:10	0:10	31	40	33	27	48	4.1	329	-11		0.0	0.0
Tuesday, February 04, 2014	1:20	0:10	45	67	39	26	52	4.2	324	-11		0.2	0.6
Tuesday, February 04, 2014	1:30	0:10	43	65	37	28	311	6.1	324	-11		0.2	0.7
Tuesday, February 04, 2014	1:40	0:10	47	72	37	28	647	7.6	319	-11		0.4	0.9
Tuesday, February 04, 2014	1:50	0:10	51	74	49	29	365	6.3	320	-11		0.2	0.6
Tuesday, February 04, 2014	2:00	0:10	40	62	35	29	366	6.4	323	-11		0.0	0.0
Tuesday, February 04, 2014	2:10	0:10	43	66	35	28	160	4.9	328	-11		0.0	0.6
Tuesday, February 04, 2014	2:20	0:10	31	38	34	26	178	5.3	328	-11		0.2	0.6
Tuesday, February 04, 2014	2:30	0:10	47	70	39	25	316	6.1	330	-11		0.0	0.0
Tuesday, February 04, 2014	2:40	0:10	42	67	3								

Table B-5: Location 3 Winter Compliance Evaluation

Date	Time	Duration	Leq	Lmax	L(10)	L(90)	WT E2	WT E2	Onsite Met	Onsite Met	NWS Plymouth	Loc. 6	Loc. 6
	Start Time	(min)	(dBA)	(dBA)	(dBA)	(dBA)	Output (kW)	HH WS (m/s)	WD @ 75m (degrees)	Temp. (°C)	Precip. Obs.	Avg. WS @ 2m (m/s)	Gust WS @ 2m (m/s)
Tuesday, February 04, 2014	2:50	0:10	30	44	32	27	196	5.4	323	-11		0.4	1.3
Tuesday, February 04, 2014	3:00	0:10	46	69	39	28	125	4.9	323	-11		0.7	1.5
Tuesday, February 04, 2014	3:10	0:10	46	69	38	27	-2	3.5	323	-11		0.7	2.6
Tuesday, February 04, 2014	3:20	0:10	44	65	40	29	13	3.7	325	-11		0.2	0.7
Tuesday, February 04, 2014	3:30	0:10	45	67	38	29	178	5.4	326	-11		0.0	0.0
Tuesday, February 04, 2014	3:40	0:10	32	50	34	29	505	7.2	324	-11		0.0	0.0
Tuesday, February 04, 2014	3:50	0:10	33	39	36	29	543	7.2	320	-11		0.0	0.0
Tuesday, February 04, 2014	4:00	0:10	40	65	36	29	583	7.2	315	-12		0.0	0.0
Tuesday, February 04, 2014	4:10	0:10	47	68	45	30	636	7.6	318	-11		0.0	0.0
Tuesday, February 04, 2014	4:20	0:10	55	74	55	31	681	7.7	320	-11		0.0	0.0
Tuesday, February 04, 2014	4:30	0:10	49	70	44	29	808	8.0	324	-11		0.4	0.9
Tuesday, February 04, 2014	4:40	0:10	55	79	53	32	1112	8.9	321	-12		0.4	1.7
Tuesday, February 04, 2014	4:50	0:10	54	75	55	37	1582	10.0	315	-12		0.9	2.8
Tuesday, February 04, 2014	5:00	0:10	53	72	53	34	1717	10.5	315	-12		0.7	1.7
Tuesday, February 04, 2014	5:10	0:10	58	78	60	35	1532	10.1	318	-12		0.4	0.9
Tuesday, February 04, 2014	5:20	0:10	59	77	62	35	1569	10.1	321	-12		0.0	0.6
Tuesday, February 04, 2014	5:30	0:10	54	71	59	35	1501	9.9	322	-12		0.0	0.4
Tuesday, February 04, 2014	5:40	0:10	59	79	61	40	1557	10.0	321	-12		0.0	0.6
Tuesday, February 04, 2014	5:50	0:10	58	76	61	38	1526	10.1	323	-12		0.0	0.0
Tuesday, February 04, 2014	6:00	0:10	65	85	67	42	1294	9.5	322	-12		0.0	0.0
Tuesday, February 04, 2014	6:10	0:10	66	80	68	65	1308	9.5	318	-12		0.0	0.0
Tuesday, February 04, 2014	6:20	0:10	66	75	67	65	1378	9.7	320	-12		0.4	1.1
Tuesday, February 04, 2014	6:30	0:10	66	77	68	57	1398	9.8	325	-12		0.6	2.0
Tuesday, February 04, 2014	6:40	0:10	61	76	65	45	1371	9.8	314	-12		0.6	1.3
Tuesday, February 04, 2014	6:50	0:10	61	75	65	47	1322	9.5	319	-13		0.7	1.5
Tuesday, February 04, 2014	7:00	0:10	62	79	66	46	921	8.3	323	-13		0.6	1.5
Tuesday, February 04, 2014	7:10	0:10	62	76	65	47	404	6.5	323	-13		0.6	1.3
Tuesday, February 04, 2014	7:20	0:10	62	77	66	51	137	5.0	323	-12		0.4	1.7
Tuesday, February 04, 2014	7:30	0:10	60	77	64	48	192	5.5	323	-12		0.6	1.5
Tuesday, February 04, 2014	7:40	0:10	62	81	65	47	192	5.3	323	-13		0.4	1.1
Tuesday, February 04, 2014	7:50	0:10	62	76	66	46	207	5.5	323	-12		0.7	1.7
Tuesday, February 04, 2014	8:00	0:10	62	78	66	46	300	6.1	319	-12		0.7	1.9
Tuesday, February 04, 2014	8:10	0:10	60	79	63	43	477	7.0	319	-12		0.9	2.4
Tuesday, February 04, 2014	8:20	0:10	61	76	64	47	449	6.8	324	-12		0.7	1.7
Tuesday, February 04, 2014	8:30	0:10	60	79	63	43	396	6.6	322	-11		0.7	2.4
Tuesday, February 04, 2014	8:40	0:10	60	73	64	43	241	5.5	323	-10		1.1	2.6
Tuesday, February 04, 2014	8:50	0:10	61	79	64	42	225	5.6	322	-10		1.3	2.8
Tuesday, February 04, 2014	9:00	0:10	59	78	62	36	324	6.2	321	-10		1.5	3.3
Tuesday, February 04, 2014	9:10	0:10	60	78	64	40	709	7.6	322	-9		1.3	3.5
Tuesday, February 04, 2014	9:20	0:10	61	76	65	43	1089	9.0	320	-9		1.3	3.9
Tuesday, February 04, 2014	9:30	0:10	61	79	64	44	1047	8.6	319	-9		1.1	3.5
Tuesday, February 04, 2014	9:40	0:10	61	78	64	48	1042	8.7	312	-9		0.9	3.0
Tuesday, February 04, 2014	9:50	0:10	60	77	64	47	976	8.4	316	-9		0.9	3.0
Tuesday, February 04, 2014	10:00	0:10	59	78	63	41	821	8.0	316	-9		1.1	2.8
Tuesday, February 04, 2014	10:10	0:10	59	76	63	42	610	7.4	311	-8		1.1	2.6
Tuesday, February 04, 2014	10:20	0:10	61	79	64	43	859	8.2	304	-8		0.9	2.6
Tuesday, February 04, 2014	10:30	0:10	62	80	65	45	908	8.4	302	-8		1.1	2.4
Tuesday, February 04, 2014	10:40	0:10	62	78	65	46	886	8.3	301	-7		1.3	3.5
Tuesday, February 04, 2014	10:50	0:10	60	78	63	43	864	8.2	309	-7		1.3	3.0
Tuesday, February 04, 2014	11:00	0:10	61	80	63	41	871	8.2	311	-7		1.1	3.5
Tuesday, February 04, 2014	11:10	0:10	62	78	66	47	671	7.6	305	-7		1.3	5.0
Tuesday, February 04, 2014	11:20	0:10	62	77	66	41	666	7.4	299	-7		1.1	3.3
Tuesday, February 04, 2014	11:30	0:10	62	78	65	41	661	7.5	300	-7		1.1	2.6
Tuesday, February 04, 2014	11:40	0:10	61	81	64	42	844	8.2	299	-6		0.9	3.5
Tuesday, February 04, 2014	11:50	0:10	60	77	63	44	843	8.2	303	-6		1.1	3.3
Tuesday, February 04, 2014	12:00	0:10	61	79	64	41	785	7.9	299	-6		1.1	3.5
Tuesday, February 04, 2014	12:10	0:10	61	79	63	43	637	7.5	293	-6		0.9	3.0
Tuesday, February 04, 2014	12:20	0:10	61	78	65	42	793	8.0	306	-6		1.1	3.3
Tuesday, February 04, 2014	12:30	0:10	60	76	64	45	687	7.6	302	-5		0.9	3.5
Tuesday, February 04, 2014	12:40	0:10	59	78	63	43	624	7.4	292	-5		0.7	3.7
Tuesday, February 04, 2014	12:50	0:10	61	79	64	43	785	8.0	303	-5		0.7	3.3
Tuesday, February 04, 2014	13:00	0:10	61	78	64	44	465	6.6	304	-5		1.3	3.0
Tuesday, February 04, 2014	13:10	0:10	61	78	64	47	505	7.1	305	-5		0.9	2.4
Tuesday, February 04, 2014	13:20	0:10	61	78	64	47	329	6.1	301	-4		0.9	2.6
Tuesday, February 04, 2014	13:30	0:10	59	78	63	43	320	6.1	295	-4		0.7	2.0
Tuesday, February 04, 2014	13:40	0:10	61	78	65	45	286	6.1	297	-4		0.7	2.4
Tuesday, February 04, 2014	13:50	0:10	63	80	66	44	496	7.0	309	-4		0.9	3.7
Tuesday, February 04, 2014	14:00	0:10	58	72	62	39	278	6.6	302	-5		0.6	1.7
Tuesday, February 04, 2014	14:10	0:10	60	76	65	44	-42	6.6	303	-5		0.7	2.0
Tuesday, February 04, 2014	14:20	0:10	61	76	65	45	-34	6.9	306	-5		0.9	2.0
Tuesday, February 04, 2014	14:30	0:10	62	83	65	44	-999	-999.0	306	-5		0.6	1.7
Tuesday, February 04, 2014	14:40	0:10	60	79	63	44	-25	6.3	309	-5		0.9	2.0
Tuesday, February 04, 2014	14:50	0:10	59	74	63	44	-24	6.8	311	-5		0.9	2.2
Tuesday, February 04, 2014	15:00	0:10	66	91	65	46	-23	6.4	307	-5		0.9	2.2
Tuesday, February 04, 2014	15:10	0:10	60	79	64	41	-20	6.2	305	-5		0.7	2.2
Tuesday, February 04, 2014	15:20	0:10	61	77	64	43	238	5.9	305	-5		0.6	2.2
Tuesday, February 04, 2014	15:30	0:10	61	76	65	42	141	5.0	306	-5		0.7	2.0
Tuesday, February 04, 2014	15:40	0:10	62	78	65	42	145	5.1	307	-5		0.7	1.7
Tuesday, February 04, 2014	15:50	0:10	62	81	65	45	207	5.6	307	-6		0.6	1.7
Tuesday, February 04, 2014	16:00	0:10	62	78	65	45	117	4.8	304	-6		0.6	1.5
Tuesday, February 04, 2014	16:10	0:10	60	76	64	46	179	5.3	308	-6		0.6	2.0
Tuesday, February 04, 2014	16:20	0:10	62	83	65	45	338	6.4	320	-6		0.6	1.9
Tuesday, February 04, 2014	16:30	0:10	62	81	66	47	394	6.7	309	-7		0.2	1.1
Tuesday, February 04, 2014	16:40	0:10	63	81	66	46	418	6.7	324	-7		0.4	0.9
Tuesday, February 04, 2014	16:50	0:10	63	77	66	53	583	7.4	324	-7		0.2	0.9
Tuesday, February 04, 2014	17:00	0:10	62	76	65	47	623	7.4	323	-7		0.6	1.5
Tuesday, February 04, 2014	17:10	0:10	60	73	65	44	607	7.4	325	-7		0.4	0.9
Tuesday, February 04, 2014	17:20	0:10	61	73	64	43	635	7.6	323	-7		0.2	0.9
Tuesday, February 04, 2014	17:30	0:10	60	74	65	47	729	7.8	322	-7		0.2	0.7
Tuesday, February 04, 2014	17:40	0:10	61	77	64	43	491	7.0	316	-7		0.4	1.7
Tuesday, February 04, 2014	17:50	0:10	58	72	62	40	352	6.3	311	-7		0.7	1.9
Tuesday, February 04, 2014	18:00	0:10	60	77	63	42	436	6.8	314	-7		0.9	2.4
Tuesday, February 04, 2014	18:10	0:10	59	71	64	39	501	7.1	313	-8		0.6	1.5
Tuesday, February 04, 2014	18:20	0:10	57	69	62	39	354	6.5	308	-8		0.4	1.5
Tuesday, February 04, 2014	18:30	0:10	57	71	62	37	302	6.1	313	-8		0.2	0.9
Tuesday, February 04, 2014	18:40	0:10	60	77	63	36	218	5.7	314	-8		0.2	0.7
Tuesday, February 04, 2014	18:50	0:10	61	80	63	39	179	5.3	313	-8		0.0	0.0
Tuesday, February 04, 2014	19:00	0:10	57	73	62	37	238	5.8	320	-8		0.0	0.0
Tuesday, February 04, 2014	19:10	0:10	59	78	62	36	335	6.4	320	-8		0.0	0.0
Tuesday, February 04, 2014	19:20	0:10	58	79	61	41	437	6.7	319	-8		0.0	0.0
Tuesday, February 04, 2014	19:30	0:10	57	76	61	38	479	6.9	320	-8		0.0	0.4

Table B-5: Location 3 Winter Compliance Evaluation

Date	Time	Duration	Leq	Lmax	L(10)	L(90)	WT E2	WT E2	Onsite Met	Onsite Met	NWS Plymouth	Loc. 6	Loc. 6
	Start Time	(min)	(dBA)	(dBA)	(dBA)	(dBA)	Output (kW)	HH WS (m/s)	WD @ 75m (degrees)	Temp. (°C)	Precip. Obs.	Avg. WS @ 2m (m/s)	Gust WS @ 2m (m/s)
Tuesday, February 04, 2014	19:50	0:10	58	80	62	37	399	6.6	315	-8		0.0	0.2
Tuesday, February 04, 2014	20:00	0:10	58	74	63	39	207	5.4	323	-8		0.0	0.6
Tuesday, February 04, 2014	20:10	0:10	56	70	61	38	160	5.2	316	-8		0.0	0.0
Tuesday, February 04, 2014	20:20	0:10	55	71	60	36	125	4.9	324	-8		0.6	1.1
Tuesday, February 04, 2014	20:30	0:10	54	72	58	32	97	4.5	336	-8		0.6	1.5
Tuesday, February 04, 2014	20:40	0:10	56	73	61	35	21	3.9	335	-7		0.0	0.6
Tuesday, February 04, 2014	20:50	0:10	56	74	59	34	10	3.7	329	-7		0.0	0.0
Tuesday, February 04, 2014	21:00	0:10	54	76	58	31	34	4.1	323	-7		0.0	0.0
Tuesday, February 04, 2014	21:10	0:10	52	66	56	31	-5	3.6	317	-7		0.0	0.0
Tuesday, February 04, 2014	21:20	0:10	53	74	56	32	-43	2.8	329	-7		0.2	0.7
Tuesday, February 04, 2014	21:30	0:10	52	70	55	31	-41	2.8	335	-7		0.0	0.6
Tuesday, February 04, 2014	21:40	0:10	53	70	57	33	-38	2.8	327	-7		0.0	0.7
Tuesday, February 04, 2014	21:50	0:10	53	71	56	32	-36	3.1	319	-7		0.2	0.9
Tuesday, February 04, 2014	22:00	0:10	51	70	55	32	-36	3.0	320	-7		0.0	0.0
Tuesday, February 04, 2014	22:10	0:10	52	68	55	31	-36	2.7	314	-7		0.0	0.0
Tuesday, February 04, 2014	22:20	0:10	49	69	51	30	29	4.0	306	-7		0.0	0.0
Tuesday, February 04, 2014	22:30	0:10	52	71	54	32	9	3.7	317	-7		0.0	0.0
Tuesday, February 04, 2014	22:40	0:10	53	75	54	30	24	3.9	321	-7		0.2	0.6
Tuesday, February 04, 2014	22:50	0:10	49	67	51	30	31	3.9	308	-7		0.2	0.6
Tuesday, February 04, 2014	23:00	0:10	45	63	46	29	33	4.0	317	-7		0.0	0.0
Tuesday, February 04, 2014	23:10	0:10	52	74	52	30	31	4.1	315	-7		0.0	0.0
Tuesday, February 04, 2014	23:20	0:10	52	69	55	27	36	4.4	317	-7		0.0	0.0
Tuesday, February 04, 2014	23:30	0:10	48	68	47	30	86	4.6	315	-7		0.2	0.6
Tuesday, February 04, 2014	23:40	0:10	48	72	42	29	59	4.5	323	-7		0.0	0.4
Tuesday, February 04, 2014	23:50	0:10	48	69	48	30	16	3.9	332	-7		0.2	0.6
Wednesday, February 05, 2014	0:00	0:10	52	72	48	28	11	3.6	341	-7		0.4	0.9
Wednesday, February 05, 2014	0:10	0:10	49	68	46	26	-40	2.8	346	-7		0.4	0.7
Wednesday, February 05, 2014	0:20	0:10	43	65	35	24	-41	2.3	344	-7		0.2	0.7
Wednesday, February 05, 2014	0:30	0:10	44	67	40	29	-40	2.2	352	-7		0.2	1.1
Wednesday, February 05, 2014	0:40	0:10	55	78	49	29	-40	2.9	12	-7		0.4	1.1
Wednesday, February 05, 2014	0:50	0:10	45	68	38	29	-39	2.2	12	-7		0.4	0.9
Wednesday, February 05, 2014	1:00	0:10	41	66	34	28	-38	2.9	30	-7		0.6	1.1
Wednesday, February 05, 2014	1:10	0:10	43	64	36	27	2	4.2	49	-7		0.2	0.9
Wednesday, February 05, 2014	1:20	0:10	49	70	45	28	27	4.0	45	-7		0.6	1.1
Wednesday, February 05, 2014	1:30	0:10	47	69	36	30	9	3.9	41	-8		0.4	1.1
Wednesday, February 05, 2014	1:40	0:10	32	44	34	28	-34	2.6	39	-8		0.6	1.3
Wednesday, February 05, 2014	1:50	0:10	49	74	40	25	-27	3.2	47	-7		0.4	0.9
Wednesday, February 05, 2014	2:00	0:10	40	66	33	24	-40	3.7	48	-7		0.2	0.7
Wednesday, February 05, 2014	2:10	0:10	39	62	35	27	-39	3.3	51	-7		0.0	0.0
Wednesday, February 05, 2014	2:20	0:10	32	39	34	29	-39	3.8	50	-7		0.0	0.0
Wednesday, February 05, 2014	2:30	0:10	32	39	35	28	-39	3.8	55	-7		0.0	0.0
Wednesday, February 05, 2014	2:40	0:10	46	70	35	27	-40	3.9	73	-7		0.0	0.6
Wednesday, February 05, 2014	2:50	0:10	29	38	32	23	-39	4.5	83	-8		0.6	1.3
Wednesday, February 05, 2014	3:00	0:10	38	62	34	27	10	4.6	104	-8		0.6	1.1
Wednesday, February 05, 2014	3:10	0:10	31	38	33	25	32	4.6	103	-8		0.2	1.1
Wednesday, February 05, 2014	3:20	0:10	46	73	35	30	181	5.5	89	-8		0.0	0.0
Wednesday, February 05, 2014	3:30	0:10	31	35	32	29	269	5.9	86	-8		0.0	0.6
Wednesday, February 05, 2014	3:40	0:10	32	37	33	29	145	5.1	86	-8		0.2	0.6
Wednesday, February 05, 2014	3:50	0:10	50	77	35	28	271	6.0	93	-8		0.6	1.1
Wednesday, February 05, 2014	4:00	0:10	40	65	34	28	258	5.7	105	-8		0.7	1.7
Wednesday, February 05, 2014	4:10	0:10	44	70	36	28	118	4.9	108	-8		0.4	0.9
Wednesday, February 05, 2014	4:20	0:10	52	74	50	29	98	4.7	104	-8		0.0	0.0
Wednesday, February 05, 2014	4:30	0:10	46	69	40	28	89	4.7	98	-8		0.0	0.6
Wednesday, February 05, 2014	4:40	0:10	46	66	43	28	75	4.7	81	-9		0.0	0.6
Wednesday, February 05, 2014	4:50	0:10	57	78	58	29	58	4.4	72	-9		0.0	0.0
Wednesday, February 05, 2014	5:00	0:10	54	75	52	30	91	4.7	68	-9		0.0	0.0
Wednesday, February 05, 2014	5:10	0:10	53	75	55	29	106	4.9	64	-9	1	0.2	0.7
Wednesday, February 05, 2014	5:20	0:10	50	66	53	31	122	5.0	72	-10	1	0.2	0.9
Wednesday, February 05, 2014	5:30	0:10	52	71	55	31	135	5.1	77	-10	1	0.2	0.7
Wednesday, February 05, 2014	5:40	0:10	51	71	54	30	107	4.9	74	-10	1	0.0	1.1
Wednesday, February 05, 2014	5:50	0:10	51	70	53	31	116	5.0	72	-10	1	0.2	1.1
Wednesday, February 05, 2014	6:00	0:10	47	66	50	32	178	5.3	72	-9	1	0.0	0.6
Wednesday, February 05, 2014	6:10	0:10	50	68	53	30	186	5.5	76	-9	1	0.0	0.4
Wednesday, February 05, 2014	6:20	0:10	50	68	51	34	204	5.6	79	-9	1	0.0	0.6
Wednesday, February 05, 2014	6:30	0:10	51	72	52	37	207	5.6	83	-9	1	0.4	1.5
Wednesday, February 05, 2014	6:40	0:10	49	68	51	32	237	5.9	87	-9	1	0.2	0.7
Wednesday, February 05, 2014	6:50	0:10	51	68	53	32	200	5.4	85	-9	1	0.0	0.0
Wednesday, February 05, 2014	7:00	0:10	53	74	55	33	189	5.6	87	-9	1	0.0	0.0
Wednesday, February 05, 2014	7:10	0:10	62	73	64	45	182	5.5	86	-9	1	0.2	0.7
Wednesday, February 05, 2014	7:20	0:10	62	65	62	61	187	5.6	86	-9	1	0.0	0.6
Wednesday, February 05, 2014	7:30	0:10	62	74	62	61	203	5.6	85	-9	1	0.0	0.4
Wednesday, February 05, 2014	7:40	0:10	60	75	63	37	133	5.1	81	-9	1	0.0	1.3
Wednesday, February 05, 2014	7:50	0:10	49	67	51	31	26	4.1	78	-9	1	0.4	1.5
Wednesday, February 05, 2014	8:00	0:10	49	69	52	32	0	3.8	76	-9	1	0.6	1.7
Wednesday, February 05, 2014	8:10	0:10	45	65	49	30	24	4.2	78	-9	1	0.2	0.9
Wednesday, February 05, 2014	8:20	0:10	49	70	48	30	146	5.3	80	-9	1	0.6	1.7
Wednesday, February 05, 2014	8:30	0:10	56	77	52	30	173	5.4	77	-9	1	0.4	1.1
Wednesday, February 05, 2014	8:40	0:10	48	66	52	29	211	5.7	78	-9	1	0.6	1.5
Wednesday, February 05, 2014	8:50	0:10	51	71	52	33	170	5.3	76	-9	1	0.6	1.7
Wednesday, February 05, 2014	9:00	0:10	53	73	51	32	128	5.1	76	-9	1	0.4	1.3
Wednesday, February 05, 2014	9:10	0:10	55	74	58	42	177	5.3	81	-9	1	0.4	1.3
Wednesday, February 05, 2014	9:20	0:10	50	72	53	32	161	5.4	79	-9	1	0.6	2.2
Wednesday, February 05, 2014	9:30	0:10	49	66	53	32	265	6.0	79	-9	1	1.1	2.8
Wednesday, February 05, 2014	9:40	0:10	56	74	58	35	392	6.6	80	-9	1	1.5	3.9
Wednesday, February 05, 2014	9:50	0:10	61	81	63	44	398	6.3	76	-10	1	1.3	3.0
Wednesday, February 05, 2014	10:00	0:10	58	81	59	40	422	6.4	74	-10	1	1.3	3.2
Wednesday, February 05, 2014	10:10	0:10	59	71	60	52	481	6.8	79	-10	1	1.1	2.8
Wednesday, February 05, 2014	10:20	0:10	60	71	61	59	248	5.6	73	-10	1	1.1	2.4
Wednesday, February 05, 2014	10:30	0:10	60	72	61	59	416	6.5	76	-10	1	1.1	2.2
Wednesday, February 05, 2014	10:40	0:10	57	71	60	36	769	7.7	77	-10	1	1.3	3.0
Wednesday, February 05, 2014	10:50	0:10	50	69	53	32	361	6.1	77	-10	1	1.1	2.6
Wednesday, February 05, 2014	11:00	0:10	49	66	52	30	520	6.8	74	-10	1	1.1	3.3
Wednesday, February 05, 2014	11:10	0:10	51	72	51	31	830	8.1	75	-10	1	1.3	3.3
Wednesday, February 05, 2014	11:20	0:10	51	68	54	32	1228	8.9	73	-10	1	0.7	2.0
Wednesday, February 05, 2014	11:30	0:10	52	70	54	32	1092	9.0	74	-10	1	1.1	2.8
Wednesday, February 05, 2014	11:40	0:10	51	72	52	32	1428	9.6	77	-10	1	1.9	4.1
Wednesday, February 05, 2014	11:50	0:10	52	65	56	34	1560	9.9	76	-10	1	1.1	3.0
Wednesday, February 05, 2014	12:00	0:10	47	62	51	32	1200	8.7	76	-10	1	1.1	3.3
Wednesday, February 05, 2014	12:10	0:10	48	67	52	32	1210	8.9	80	-10	1	1.3	3.5
Wednesday, February 05, 2014	12:20	0:10	55	75	56	37	1369	9.3	78	-10	1	1.5	3.7
Wednesday, February 05, 2014	12:30	0:10	51	68	54	33	1378	9.2	75	-10	1	1.9	4.6
Wednesday, February 05, 2014	12:40	0:10	50	73	52	32							

Table B-5: Location 3 Winter Compliance Evaluation

Date	Time	Duration	Leq	Lmax	L(10)	L(90)	WT E2	WT E2	Onsite Met	Onsite Met	NWS Plymouth	Loc. 6	Loc. 6
	Start Time	(min)	(dBA)	(dBA)	(dBA)	(dBA)	Output (kW)	HH WS (m/s)	WD @ 75m (degrees)	Temp. (°C)	Precip. Obs.	Avg. WS @ 2m (m/s)	Gust WS @ 2m (m/s)
Wednesday, February 05, 2014	12:50	0:10	48	66	51	33	1410	9.6	74	-10	1	1.7	4.8
Wednesday, February 05, 2014	13:00	0:10	50	68	54	33	1191	8.7	72	-10	1	0.6	2.0
Wednesday, February 05, 2014	13:10	0:10	53	75	53	32	1028	8.3	71	-10	1	0.9	2.8
Wednesday, February 05, 2014	13:20	0:10	47	63	51	33	1309	9.5	77	-9	1	1.3	3.7
Wednesday, February 05, 2014	13:30	0:10	49	64	53	35	1602	10.6	75	-9	1	1.5	3.2
Wednesday, February 05, 2014	13:40	0:10	48	65	52	35	1742	11.3	74	-9	1	1.1	2.8
Wednesday, February 05, 2014	13:50	0:10	48	72	48	32	1199	9.5	74	-9	1	1.1	3.0
Wednesday, February 05, 2014	14:00	0:10	49	69	49	31	-35	8.6	73	-9	1	1.3	2.8
Wednesday, February 05, 2014	14:10	0:10	54	68	59	32	-40	8.7	73	-9	1	1.1	3.7
Wednesday, February 05, 2014	14:20	0:10	62	85	65	42	-25	8.8	67	-9	1	0.6	1.7
Wednesday, February 05, 2014	14:30	0:10	62	78	66	38	-24	7.1	64	-9	1	0.9	3.5
Wednesday, February 05, 2014	14:40	0:10	55	79	56	35	-24	6.0	65	-9	1	0.6	2.2
Wednesday, February 05, 2014	14:50	0:10	53	72	55	33	-24	7.1	62	-9	1	0.6	1.9
Wednesday, February 05, 2014	15:00	0:10	50	67	55	34	125	4.5	355	-9	1	0.4	1.7
Wednesday, February 05, 2014	15:10	0:10	53	72	57	34	-35	2.9	24	-9	1	0.2	0.9
Wednesday, February 05, 2014	15:20	0:10	50	66	54	35	16	3.9	37	-8	1	0.0	0.2
Wednesday, February 05, 2014	15:30	0:10	47	61	52	33	-31	2.7	31	-8	1	0.2	0.7
Wednesday, February 05, 2014	15:40	0:10	46	59	51	32	-41	2.1	28	-8	1	0.2	0.9
Wednesday, February 05, 2014	15:50	0:10	51	69	54	34	-43	2.8	37	-8	1	0.0	0.6
Wednesday, February 05, 2014	16:00	0:10	49	66	52	33	-11	3.2	38	-8	1	0.0	0.6
Wednesday, February 05, 2014	16:10	0:10	47	61	51	34	16	3.7	38	-8	1	0.0	0.2
Wednesday, February 05, 2014	16:20	0:10	54	70	56	34	-25	3.2	38	-8	1	0.0	0.0
Wednesday, February 05, 2014	16:30	0:10	50	65	54	32	-33	2.9	37	-8	1	0.0	0.0
Wednesday, February 05, 2014	16:40	0:10	53	70	56	34	-13	3.3	40	-8	1	0.0	0.0
Wednesday, February 05, 2014	16:50	0:10	54	78	57	31	-22	3.0	44	-8	1	0.0	0.7
Wednesday, February 05, 2014	17:00	0:10	50	66	55	33	21	3.7	51	-8	1	0.0	0.6
Wednesday, February 05, 2014	17:10	0:10	51	67	54	34	77	4.2	52	-8	1	0.0	0.0
Wednesday, February 05, 2014	17:20	0:10	54	72	56	31	8	3.3	46	-8	1	0.0	0.0
Wednesday, February 05, 2014	17:30	0:10	51	68	55	31	-34	2.8	43	-8	1	0.0	0.6
Wednesday, February 05, 2014	17:40	0:10	48	61	53	30	-31	2.9	43	-8	1	0.2	0.7
Wednesday, February 05, 2014	17:50	0:10	50	70	53	32	-43	2.5	26	-8	1	0.0	0.0
Wednesday, February 05, 2014	18:00	0:10	56	78	55	33	-41	2.5	24	-8	1	0.0	0.6
Wednesday, February 05, 2014	18:10	0:10	50	67	54	33	-39	2.5	13	-8	1	0.0	0.6
Wednesday, February 05, 2014	18:20	0:10	50	69	54	32	-42	2.7	359	-8	1	0.2	0.7
Wednesday, February 05, 2014	18:30	0:10	52	74	54	32	-29	3.0	355	-8	1	0.2	0.9
Wednesday, February 05, 2014	18:40	0:10	48	66	52	30	0	3.3	349	-9	1	0.2	0.9
Wednesday, February 05, 2014	18:50	0:10	49	65	53	30	8	3.4	347	-9	1	0.2	0.7
Wednesday, February 05, 2014	19:00	0:10	50	64	54	35	2	3.3	345	-9	1	0.2	1.1
Wednesday, February 05, 2014	19:10	0:10	48	65	53	34	30	3.7	339	-9	1	0.4	1.7
Wednesday, February 05, 2014	19:20	0:10	49	67	53	33	85	4.2	332	-9	1	0.4	1.5
Wednesday, February 05, 2014	19:30	0:10	49	70	53	30	32	3.6	333	-9	1	0.4	1.1
Wednesday, February 05, 2014	19:40	0:10	49	68	53	32	16	3.4	340	-9	1	0.7	1.9
Wednesday, February 05, 2014	19:50	0:10	54	74	53	32	163	5.2	335	-9	1	0.6	1.1
Wednesday, February 05, 2014	20:00	0:10	46	63	49	34	607	7.1	322	-9	1	0.4	1.1
Wednesday, February 05, 2014	20:10	0:10	50	70	53	35	1001	8.3	318	-9	1	0.2	0.9
Wednesday, February 05, 2014	20:20	0:10	49	63	54	33	674	7.2	324	-9	1	0.4	0.9
Wednesday, February 05, 2014	20:30	0:10	44	59	44	29	451	6.4	322	-9	1	0.6	1.1
Wednesday, February 05, 2014	20:40	0:10	51	70	51	29	553	6.8	322	-9	1	1.1	3.5
Wednesday, February 05, 2014	20:50	0:10	48	67	51	34	748	7.5	322	-9	1	1.1	2.8
Wednesday, February 05, 2014	21:00	0:10	52	76	52	34	670	7.3	319	-9	1	0.7	1.7
Wednesday, February 05, 2014	21:10	0:10	54	73	55	37	970	8.3	317	-10	1	0.9	3.5
Wednesday, February 05, 2014	21:20	0:10	51	66	55	35	868	7.9	325	-10	1	0.7	2.2
Wednesday, February 05, 2014	21:30	0:10	52	68	56	34	955	8.4	328	-10	1	0.7	2.6
Wednesday, February 05, 2014	21:40	0:10	47	64	51	30	1047	8.4	329	-10	1	0.7	2.8
Wednesday, February 05, 2014	21:50	0:10	48	65	52	35	1049	8.3	324	-10	1	0.9	3.0
Wednesday, February 05, 2014	22:00	0:10	48	63	53	36	1299	9.3	325	-10	1	0.7	2.4
Wednesday, February 05, 2014	22:10	0:10	46	62	47	33	1533	10.3	329	-10	1	0.7	1.9
Wednesday, February 05, 2014	22:20	0:10	48	67	50	32	1375	9.5	326	-10	1	0.7	2.6
Wednesday, February 05, 2014	22:30	0:10	49	68	52	35	1576	10.2	327	-10	1	0.7	2.6
Wednesday, February 05, 2014	22:40	0:10	50	66	53	37	1816	11.4	322	-10	1	0.7	2.2
Wednesday, February 05, 2014	22:50	0:10	50	69	52	38	1905	11.7	320	-10	1	0.6	2.2
Wednesday, February 05, 2014	23:00	0:10	52	73	52	37	1773	10.7	317	-10	1	0.7	1.9
Wednesday, February 05, 2014	23:10	0:10	50	67	52	34	1213	8.5	321	-11	1	0.6	1.9
Wednesday, February 05, 2014	23:20	0:10	48	65	51	32	1178	8.6	321	-11	1	0.6	2.0
Wednesday, February 05, 2014	23:30	0:10	50	68	51	37	1546	10.0	314	-11	1	0.9	2.4
Wednesday, February 05, 2014	23:40	0:10	50	66	52	40	1894	11.7	315	-11	1	0.7	1.7
Wednesday, February 05, 2014	23:50	0:10	51	72	52	40	1645	10.3	317	-11	1	0.6	1.9
Thursday, February 06, 2014	0:00	0:10	48	71	51	37	1440	9.5	320	-11	1	0.4	1.1
Thursday, February 06, 2014	0:10	0:10	43	62	43	33	1431	9.8	325	-12	1	0.7	2.0
Thursday, February 06, 2014	0:20	0:10	43	64	39	32	1109	8.5	334	-12	1	0.9	3.5
Thursday, February 06, 2014	0:30	0:10	45	66	45	31	732	7.4	334	-12	1	0.7	2.4
Thursday, February 06, 2014	0:40	0:10	49	67	52	34	537	9.0	329	-12	1	0.9	3.0
Thursday, February 06, 2014	0:50	0:10	42	58	45	33	1602	9.6	322	-12	1	1.3	4.4
Thursday, February 06, 2014	1:00	0:10	46	65	46	33	1313	8.8	326	-13	1	1.3	4.1
Thursday, February 06, 2014	1:10	0:10	48	67	45	34	949	7.8	328	-13	1	1.1	3.2
Thursday, February 06, 2014	1:20	0:10	42	62	42	33	1038	8.6	323	-13	1	0.9	3.7
Thursday, February 06, 2014	1:30	0:10	45	65	41	30	1078	8.3	325	-13	1	0.7	2.8
Thursday, February 06, 2014	1:40	0:10	34	47	36	31	1377	9.2	327	-13	1	0.9	4.3
Thursday, February 06, 2014	1:50	0:10	37	53	40	31	1365	9.2	328	-13	1	0.9	2.8
Thursday, February 06, 2014	2:00	0:10	39	59	40	30	56	8.2	324	-14	1	0.7	2.4
Thursday, February 06, 2014	2:10	0:10	48	70	44	32	-40	7.4	325	-14	1	0.6	2.2
Thursday, February 06, 2014	2:20	0:10	33	53	35	29	-34	6.9	330	-14	1	0.6	3.7
Thursday, February 06, 2014	2:30	0:10	47	65	48	33	-24	8.2	335	-14	1	1.3	3.5
Thursday, February 06, 2014	2:40	0:10	48	67	48	34	-24	8.9	323	-15	1	1.3	3.7
Thursday, February 06, 2014	2:50	0:10	47	66	48	34	-24	8.8	325	-15	1	0.7	2.0
Thursday, February 06, 2014	3:00	0:10	39	52	41	33	836	8.1	325	-15	1	0.9	2.4
Thursday, February 06, 2014	3:10	0:10	48	71	40	30	741	7.2	331	-15	1	0.9	2.8
Thursday, February 06, 2014	3:20	0:10	49	71	40	27	567	6.6	338	-15	1	0.6	1.5
Thursday, February 06, 2014	3:30	0:10	29	41	32	25	941	7.8	332	-15	1	0.7	1.9
Thursday, February 06, 2014	3:40	0:10	48	68	48	27	1224	8.6	337	-15	1	0.9	2.8
Thursday, February 06, 2014	3:50	0:10	52	71	53	29	1507	8.9	339	-15	1	1.3	3.0
Thursday, February 06, 2014	4:00	0:10	53	72	54	36	1458	9.2	332	-15	1	1.3	2.4
Thursday, February 06, 2014	4:10	0:10	47	63	50	37	1338	9.0	331	-15	1	2.2	5.0
Thursday, February 06, 2014	4:20	0:10	47	63	49	36	1410	9.5	332	-15	1	2.2	4.4
Thursday, February 06, 2014	4:30	0:10	52	72	55	35	1424	9.3	334	-16	1	2.2	4.6
Thursday, February 06, 2014	4:40	0:10	49	65	53	36	1492	9.5	337	-16	1	1.9	4.6
Thursday, February 06, 2014	4:50	0:10	52	68	55	35	1006	8.2	332	-16	1	1.3	4.1
Thursday, February 06, 2014	5:00	0:10	48	63	52	33	1384	9.1	333	-16	1	1.5	6.1
Thursday, February 06, 2014	5:10	0:10	52	69	56	34	1517	9.6	326	-16	1	1.5	4.1
Thursday, February 06, 2014	5:20	0:10	55	74									

Table B-5: Location 3 Winter Compliance Evaluation

Date	Time	Duration	Leq	Lmax	L(10)	L(90)	WT E2	WT E2	Onsite Met	Onsite Met	NWS Plymouth	Loc. 6	Loc. 6
	Start Time	(min)	(dBA)	(dBA)	(dBA)	(dBA)	Output (kW)	HH WS (m/s)	WD @ 75m (degrees)	Temp. (°C)	Precip. Obs.	Avg. WS @ 2m (m/s)	Gust WS @ 2m (m/s)
Thursday, February 06, 2014	5:50	0:10	54	70	59	40	1999	15.5	325	-17		1.3	4.4
Thursday, February 06, 2014	6:00	0:10	56	81	59	43	1985	15.6	320	-17		1.5	3.5
Thursday, February 06, 2014	6:10	0:10	58	81	60	47	1991	15.7	321	-18		0.9	3.9
Thursday, February 06, 2014	6:20	0:10	57	67	60	49	1990	14.8	322	-18		1.3	3.2
Thursday, February 06, 2014	6:30	0:10	61	74	64	52	1984	15.7	322	-18		1.1	4.3
Thursday, February 06, 2014	6:40	0:10	65	79	69	57	1984	14.7	323	-18		1.1	2.4
Thursday, February 06, 2014	6:50	0:10	62	76	65	55	1983	16.1	323	-18		0.9	2.6
Thursday, February 06, 2014	7:00	0:10	62	75	65	54	1981	15.2	322	-18		0.7	3.2
Thursday, February 06, 2014	7:10	0:10	60	73	63	51	1982	14.5	320	-18		0.9	2.4
Thursday, February 06, 2014	7:20	0:10	60	77	63	49	1983	14.0	315	-18		1.1	2.6
Thursday, February 06, 2014	7:30	0:10	60	75	63	50	1975	13.8	313	-18		1.1	2.2
Thursday, February 06, 2014	7:40	0:10	60	71	63	49	1982	13.7	313	-18		1.1	3.0
Thursday, February 06, 2014	7:50	0:10	60	77	63	48	1869	11.6	310	-18		0.9	2.2
Thursday, February 06, 2014	8:00	0:10	60	75	63	48	1969	12.1	306	-18		1.3	3.0
Thursday, February 06, 2014	8:10	0:10	59	73	62	48	1979	12.0	311	-18		1.1	3.2
Thursday, February 06, 2014	8:20	0:10	59	77	63	47	1960	11.5	311	-18		1.1	3.0
Thursday, February 06, 2014	8:30	0:10	60	78	62	46	1961	11.6	307	-17		0.9	2.0
Thursday, February 06, 2014	8:40	0:10	60	74	63	45	1975	12.1	303	-17		0.7	2.0
Thursday, February 06, 2014	8:50	0:10	58	74	62	47	1755	10.8	305	-17		0.9	3.3
Thursday, February 06, 2014	9:00	0:10	59	76	63	45	1572	10.1	305	-17		1.1	3.7
Thursday, February 06, 2014	9:10	0:10	59	76	62	44	1281	9.4	309	-17		1.1	2.6
Thursday, February 06, 2014	9:20	0:10	58	77	62	43	1010	8.3	308	-17		1.1	2.6
Thursday, February 06, 2014	9:30	0:10	60	78	63	41	1340	9.4	307	-16		1.3	3.3
Thursday, February 06, 2014	9:40	0:10	57	74	61	43	1268	9.1	306	-16		1.1	3.0
Thursday, February 06, 2014	9:50	0:10	58	76	61	45	1191	8.9	303	-16		1.1	3.9
Thursday, February 06, 2014	10:00	0:10	59	78	62	44	1295	9.2	302	-15		0.9	2.6
Thursday, February 06, 2014	10:10	0:10	60	83	62	44	1434	9.7	307	-15		0.9	3.2
Thursday, February 06, 2014	10:20	0:10	58	74	61	41	1373	9.3	314	-15		0.7	3.0
Thursday, February 06, 2014	10:30	0:10	57	72	61	42	1731	10.7	317	-15		0.6	1.5
Thursday, February 06, 2014	10:40	0:10	58	78	62	44	1850	11.0	319	-14		0.7	1.7
Thursday, February 06, 2014	10:50	0:10	61	78	65	43	1800	10.9	320	-14		0.6	1.9
Thursday, February 06, 2014	11:00	0:10	58	75	61	43	1870	11.1	320	-14		0.9	2.0
Thursday, February 06, 2014	11:10	0:10	59	80	62	44	1877	11.3	320	-14		0.7	2.4
Thursday, February 06, 2014	11:20	0:10	57	77	61	41	1457	10.0	322	-14		0.6	2.0
Thursday, February 06, 2014	11:30	0:10	58	75	62	45	1502	10.1	312	-14		0.9	2.6
Thursday, February 06, 2014	11:40	0:10	67	82	69	52	1316	9.5	309	-14		0.9	2.8
Thursday, February 06, 2014	11:50	0:10	56	71	60	43	1010	8.5	309	-13		1.1	3.0
Thursday, February 06, 2014	12:00	0:10	60	77	64	41	613	7.3	307	-13		0.7	2.4
Thursday, February 06, 2014	12:10	0:10	58	76	62	41	1498	9.9	304	-12		0.6	2.0
Thursday, February 06, 2014	12:20	0:10	56	75	59	41	1379	9.6	311	-12		0.7	2.6
Thursday, February 06, 2014	12:30	0:10	57	73	60	43	764	7.6	309	-12		0.9	2.8
Thursday, February 06, 2014	12:40	0:10	60	82	62	42	804	7.8	303	-11		0.9	3.2
Thursday, February 06, 2014	12:50	0:10	56	72	60	42	849	8.1	316	-11		1.3	3.0
Thursday, February 06, 2014	13:00	0:10	58	79	60	39	1038	8.6	318	-11		0.9	3.0
Thursday, February 06, 2014	13:10	0:10	59	79	62	44	1189	9.0	317	-11		0.6	1.7
Thursday, February 06, 2014	13:20	0:10	57	75	61	40	948	8.3	320	-11		1.1	3.0
Thursday, February 06, 2014	13:30	0:10	57	71	61	44	763	7.7	306	-11		2.0	4.3
Thursday, February 06, 2014	13:40	0:10	58	77	61	42	763	7.7	304	-11		0.9	2.8
Thursday, February 06, 2014	13:50	0:10	57	73	61	44	946	8.4	299	-10		0.9	2.2
Thursday, February 06, 2014	14:00	0:10	59	76	62	45	403	9.6	305	-10		1.1	3.2
Thursday, February 06, 2014	14:10	0:10	57	71	60	43	-40	9.7	306	-10		0.9	2.4
Thursday, February 06, 2014	14:20	0:10	61	77	64	45	-27	8.0	306	-10		0.7	2.4
Thursday, February 06, 2014	14:30	0:10	59	76	63	42	-24	8.2	306	-10		0.9	2.6
Thursday, February 06, 2014	14:40	0:10	59	76	63	45	-24	8.2	305	-10		0.9	2.4
Thursday, February 06, 2014	14:50	0:10	61	80	65	46	-24	6.3	307	-10		0.9	2.4
Thursday, February 06, 2014	15:00	0:10	59	84	62	43	14	6.2	303	-10		0.4	1.5
Thursday, February 06, 2014	15:10	0:10	58	74	61	44	47	6.2	298	-10		0.4	1.5
Thursday, February 06, 2014	15:20	0:10	58	77	61	40	-40	5.0	301	-10		0.6	1.7
Thursday, February 06, 2014	15:30	0:10	58	74	62	42	-40	4.8	299	-10		0.9	2.2
Thursday, February 06, 2014	15:40	0:10	59	74	62	43	-40	4.1	301	-10		1.1	2.0
Thursday, February 06, 2014	15:50	0:10	60	78	63	40	-39	4.8	296	-10		1.1	2.6
Thursday, February 06, 2014	16:00	0:10	58	76	62	43	-8	5.1	284	-11		0.9	2.6
Thursday, February 06, 2014	16:10	0:10	58	75	61	44	276	5.9	284	-11		0.6	1.5
Thursday, February 06, 2014	16:20	0:10	60	79	63	42	163	5.3	283	-11		0.4	1.1
Thursday, February 06, 2014	16:30	0:10	60	77	63	43	111	4.7	283	-12		0.6	1.5
Thursday, February 06, 2014	16:40	0:10	60	77	64	48	23	3.8	277	-12		0.2	0.7
Thursday, February 06, 2014	16:50	0:10	61	79	64	49	28	3.9	279	-12		0.0	0.0
Thursday, February 06, 2014	17:00	0:10	60	76	63	50	61	4.4	282	-13		0.0	0.0
Thursday, February 06, 2014	17:10	0:10	59	74	62	44	40	4.2	275	-13		0.0	0.0
Thursday, February 06, 2014	17:20	0:10	58	70	62	46	53	4.2	277	-13		0.0	0.6
Thursday, February 06, 2014	17:30	0:10	56	73	60	38	47	4.3	278	-14		0.0	0.0
Thursday, February 06, 2014	17:40	0:10	58	79	62	46	109	4.8	277	-14		0.0	0.0
Thursday, February 06, 2014	17:50	0:10	58	72	62	44	116	4.8	281	-14		0.0	0.0
Thursday, February 06, 2014	18:00	0:10	58	74	61	42	113	4.7	279	-14		0.0	0.0
Thursday, February 06, 2014	18:10	0:10	56	71	61	40	93	4.7	274	-14		0.0	0.0
Thursday, February 06, 2014	18:20	0:10	56	69	61	44	75	4.4	270	-14		0.0	0.0
Thursday, February 06, 2014	18:30	0:10	57	75	60	45	78	4.4	266	-14		0.0	0.0
Thursday, February 06, 2014	18:40	0:10	55	68	59	41	86	4.6	268	-14		0.0	0.0
Thursday, February 06, 2014	18:50	0:10	56	71	60	41	55	4.2	267	-13		0.0	0.0
Thursday, February 06, 2014	19:00	0:10	56	73	60	42	61	4.4	264	-13		0.0	0.0
Thursday, February 06, 2014	19:10	0:10	56	72	60	40	23	3.8	263	-13		0.0	0.0
Thursday, February 06, 2014	19:20	0:10	57	74	60	39	35	4.3	258	-13		0.0	0.0
Thursday, February 06, 2014	19:30	0:10	55	73	58	40	85	4.7	251	-12		0.0	0.6
Thursday, February 06, 2014	19:40	0:10	56	71	59	40	167	5.3	253	-12		0.0	0.0
Thursday, February 06, 2014	19:50	0:10	53	67	58	38	178	5.3	257	-12		0.0	0.0
Thursday, February 06, 2014	20:00	0:10	52	71	56	36	217	5.5	260	-12		0.0	0.0
Thursday, February 06, 2014	20:10	0:10	55	76	58	38	263	5.8	268	-13		0.0	0.6
Thursday, February 06, 2014	20:20	0:10	58	78	60	36	218	5.5	275	-13		0.2	0.7
Thursday, February 06, 2014	20:30	0:10	55	69	59	37	229	5.6	271	-13		0.0	0.0
Thursday, February 06, 2014	20:40	0:10	52	68	57	36	284	6.0	267	-13		0.2	0.9
Thursday, February 06, 2014	20:50	0:10	52	68	56	33	282	5.9	260	-12		0.2	0.9
Thursday, February 06, 2014	21:00	0:10	54	75	58	33	333	6.3	255	-12		0.0	0.4
Thursday, February 06, 2014	21:10	0:10	51	68	55	31	314	6.3	255	-12		0.0	0.0
Thursday, February 06, 2014	21:20	0:10	51	66	55	37	358	6.3	256	-12		0.0	0.0
Thursday, February 06, 2014	21:30	0:10	52	68	57	33	658	7.7	256	-12		0.2	0.6
Thursday, February 06, 2014	21:40	0:10	48	68	52	29	827	8.2	255	-12		0.4	0.7
Thursday, February 06, 2014	21:50	0:10	53	72	57	35	1076	9.0	256	-12		0.4	1.3
Thursday, February 06, 2014	22:00	0:10	53	70	57	33	1275	9.6	258	-12		0.0	0.0
Thursday, February 06, 2014	22:10	0:10	50	66	55	28	1414	9.6	259	-12		0.2	0.9
Thursday, February 06, 2014	22:20	0:10	48	70	51	27	1341	9.4	258	-12		0.2	1.5

Table B-5: Location 3 Winter Compliance Evaluation

Date	Time	Duration	Leq	Lmax	L(10)	L(90)	WT E2	WT E2	Onsite Met	Onsite Met	NWS Plymouth	Loc. 6	Loc. 6
	Start Time	(min)	(dBA)	(dBA)	(dBA)	(dBA)	Output (kW)	HH WS (m/s)	WD @ 75m (degrees)	Temp. (°C)	Precip. Obs.	Avg. WS @ 2m (m/s)	Gust WS @ 2m (m/s)
Thursday, February 06, 2014	22:50	0:10	51	74	53	28	1063	8.7	259	-13		0.2	0.9
Thursday, February 06, 2014	23:00	0:10	47	63	50	28	895	8.3	264	-13		0.2	1.5
Thursday, February 06, 2014	23:10	0:10	50	70	50	27	773	7.9	267	-14		0.2	0.7
Thursday, February 06, 2014	23:20	0:10	45	64	46	26	961	8.5	264	-14		0.4	1.1
Thursday, February 06, 2014	23:30	0:10	51	68	55	27	1153	9.1	266	-14		0.4	1.1
Thursday, February 06, 2014	23:40	0:10	49	66	51	26	1010	8.5	268	-14		0.0	0.6
Thursday, February 06, 2014	23:50	0:10	56	80	52	27	711	7.5	270	-14		0.2	0.7
Friday, February 07, 2014	0:00	0:10	45	64	47	26	406	6.4	270	-14		0.0	0.0
Friday, February 07, 2014	0:10	0:10	43	60	39	25	442	6.6	275	-14		0.0	0.7
Friday, February 07, 2014	0:20	0:10	50	72	50	24	602	7.1	272	-14		0.0	0.9
Friday, February 07, 2014	0:30	0:10	43	62	42	24	979	8.5	273	-14		0.0	0.4
Friday, February 07, 2014	0:40	0:10	45	66	42	23	1129	8.9	270	-14		0.2	1.3
Friday, February 07, 2014	0:50	0:10	29	37	31	24	1103	8.6	268	-14		0.2	1.1
Friday, February 07, 2014	1:00	0:10	53	75	42	24	1104	8.8	268	-14		0.4	2.4
Friday, February 07, 2014	1:10	0:10	30	49	31	22	1629	10.0	273	-14		0.6	2.2
Friday, February 07, 2014	1:20	0:10	46	68	43	24	1446	9.6	274	-14		0.6	2.0
Friday, February 07, 2014	1:30	0:10	40	64	39	25	1611	10.2	280	-14		0.4	1.5
Friday, February 07, 2014	1:40	0:10	43	64	40	24	1606	10.1	288	-14		0.0	0.7
Friday, February 07, 2014	1:50	0:10	43	62	41	25	1938	11.4	284	-14		0.2	1.5
Friday, February 07, 2014	2:00	0:10	40	59	39	26	30	11.1	280	-14		0.2	0.9
Friday, February 07, 2014	2:10	0:10	43	67	40	23	-46	10.5	281	-14		0.6	2.0
Friday, February 07, 2014	2:20	0:10	40	61	32	24	-25	11.2	293	-14		0.4	1.5
Friday, February 07, 2014	2:30	0:10	44	65	42	21	-24	10.7	285	-14		0.2	1.3
Friday, February 07, 2014	2:40	0:10	40	65	32	25	-23	9.6	280	-14		0.9	2.8
Friday, February 07, 2014	2:50	0:10	45	70	34	24	-25	10.9	276	-14		0.9	2.4
Friday, February 07, 2014	3:00	0:10	39	62	33	22	1399	11.3	276	-14		1.3	3.3
Friday, February 07, 2014	3:10	0:10	50	73	46	25	1745	10.3	273	-14		1.5	3.2
Friday, February 07, 2014	3:20	0:10	29	49	30	24	1643	10.4	276	-14		1.1	2.6
Friday, February 07, 2014	3:30	0:10	43	65	41	25	1821	10.7	278	-14		0.7	2.0
Friday, February 07, 2014	3:40	0:10	49	76	44	26	1746	10.3	279	-14		0.6	2.2
Friday, February 07, 2014	3:50	0:10	52	78	45	26	1975	11.9	277	-14		0.7	2.4
Friday, February 07, 2014	4:00	0:10	30	54	32	25	1914	10.9	277	-14		1.3	4.4
Friday, February 07, 2014	4:10	0:10	50	73	49	25	1842	10.4	274	-14		0.7	2.0
Friday, February 07, 2014	4:20	0:10	46	66	44	28	1362	9.6	280	-14		0.7	2.6
Friday, February 07, 2014	4:30	0:10	47	67	44	28	1149	9.0	276	-14		1.5	3.0
Friday, February 07, 2014	4:40	0:10	51	75	50	29	1114	8.7	276	-14		1.5	3.7
Friday, February 07, 2014	4:50	0:10	52	76	51	29	590	7.1	272	-14		1.9	3.9
Friday, February 07, 2014	5:00	0:10	51	68	54	31	537	7.0	272	-14		1.5	3.5
Friday, February 07, 2014	5:10	0:10	55	74	57	35	624	7.2	274	-14		1.5	3.3
Friday, February 07, 2014	5:20	0:10	57	77	60	36	925	8.2	272	-14		1.5	4.6
Friday, February 07, 2014	5:30	0:10	58	77	59	39	991	8.4	274	-14		1.5	2.8
Friday, February 07, 2014	5:40	0:10	54	74	57	35	981	8.5	273	-14		1.7	3.7
Friday, February 07, 2014	5:50	0:10	57	74	61	36	1191	8.9	274	-14		1.3	2.8
Friday, February 07, 2014	6:00	0:10	56	73	58	39	1368	9.4	273	-14		1.5	3.9
Friday, February 07, 2014	6:10	0:10	57	72	61	44	1526	9.7	273	-14		0.7	2.8
Friday, February 07, 2014	6:20	0:10	56	70	61	38	1323	9.3	274	-14		0.6	1.5
Friday, February 07, 2014	6:30	0:10	58	73	62	44	1463	9.6	271	-14		0.4	1.9
Friday, February 07, 2014	6:40	0:10	59	75	62	45	1805	10.4	271	-14		0.2	1.3
Friday, February 07, 2014	6:50	0:10	58	73	63	46	1735	10.1	268	-14		0.4	1.7
Friday, February 07, 2014	7:00	0:10	59	76	61	43	1596	10.0	268	-14		0.6	2.2
Friday, February 07, 2014	7:10	0:10	58	76	62	45	1916	10.9	267	-14		1.1	3.2
Friday, February 07, 2014	7:20	0:10	59	75	63	49	1648	10.6	268	-14		1.3	3.2
Friday, February 07, 2014	7:30	0:10	60	78	63	45	1693	10.6	268	-14		0.9	3.0
Friday, February 07, 2014	7:40	0:10	61	77	64	48	1572	11.4	268	-14		0.9	2.2
Friday, February 07, 2014	7:50	0:10	61	79	64	46	1661	10.3	269	-14		1.1	3.2
Friday, February 07, 2014	8:00	0:10	61	77	64	52	1407	9.4	269	-14		0.9	3.0
Friday, February 07, 2014	8:10	0:10	60	73	63	53	1651	10.0	274	-13		1.3	3.2
Friday, February 07, 2014	8:20	0:10	61	77	65	52	1623	10.0	273	-13		1.1	3.5
Friday, February 07, 2014	8:30	0:10	62	77	65	47	1256	9.0	276	-13		1.7	4.1
Friday, February 07, 2014	8:40	0:10	60	77	63	45	960	8.3	270	-13		1.5	3.5
Friday, February 07, 2014	8:50	0:10	58	70	62	43	1028	8.4	267	-12		1.1	3.2
Friday, February 07, 2014	9:00	0:10	60	77	63	45	1120	8.8	268	-12		1.3	3.3
Friday, February 07, 2014	9:10	0:10	56	73	60	38	1078	8.8	268	-12		1.7	4.1
Friday, February 07, 2014	9:20	0:10	59	76	62	38	1347	9.6	272	-12		1.5	3.5
Friday, February 07, 2014	9:30	0:10	60	78	62	42	1659	10.5	273	-12		1.3	3.9
Friday, February 07, 2014	9:40	0:10	57	74	61	40	1489	9.8	273	-11		1.7	4.8
Friday, February 07, 2014	9:50	0:10	57	77	61	41	1428	9.5	269	-11		1.7	3.9
Friday, February 07, 2014	10:00	0:10	60	79	64	45	1336	10.3	283	-11		1.7	4.6
Friday, February 07, 2014	10:10	0:10	59	78	63	42	1462	10.1	281	-11		1.9	5.6
Friday, February 07, 2014	10:20	0:10	58	74	61	43	1817	11.2	275	-10		1.9	3.7
Friday, February 07, 2014	10:30	0:10	61	77	64	44	1636	10.8	274	-10		2.0	4.4
Friday, February 07, 2014	10:40	0:10	60	81	64	46	1678	11.1	263	-10		1.9	5.0
Friday, February 07, 2014	10:50	0:10	58	76	61	42	1361	9.7	276	-10		1.3	5.2
Friday, February 07, 2014	11:00	0:10	59	77	61	45	1390	9.8	290	-9		1.3	3.5
Friday, February 07, 2014	11:10	0:10	58	74	62	44	1339	9.1	289	-10		1.1	3.5
Friday, February 07, 2014	11:20	0:10	58	73	62	42	1334	9.6	290	-9		1.5	4.1
Friday, February 07, 2014	11:30	0:10	59	81	61	43	1817	10.9	290	-9		1.5	3.7
Friday, February 07, 2014	11:40	0:10	59	75	62	47	1820	11.3	285	-9		1.5	4.8
Friday, February 07, 2014	11:50	0:10	59	80	62	44	1811	10.9	280	-9		1.1	2.8
Friday, February 07, 2014	12:00	0:10	58	76	61	42	1368	9.8	279	-8		1.7	3.5
Friday, February 07, 2014	12:10	0:10	58	78	61	44	1217	9.1	282	-9		1.7	3.9
Friday, February 07, 2014	12:20	0:10	58	73	61	45	1063	9.1	279	-9		1.7	4.8
Friday, February 07, 2014	12:30	0:10	58	76	62	46	971	8.4	279	-10		1.5	3.9
Friday, February 07, 2014	12:40	0:10	57	71	62	44	339	6.4	275	-9		1.1	3.2
Friday, February 07, 2014	12:50	0:10	59	79	62	41	868	8.4	282	-8		1.9	3.9
Friday, February 07, 2014	13:00	0:10	57	72	60	43	1448	10.2	292	-7		2.2	5.7
Friday, February 07, 2014	13:10	0:10	60	80	63	43	939	8.5	267	-8		1.7	3.9
Friday, February 07, 2014	13:20	0:10	60	78	63	45	706	7.9	290	-7		1.3	3.5
Friday, February 07, 2014	13:30	0:10	59	74	62	45	1140	9.2	290	-7		1.7	5.2
Friday, February 07, 2014	13:40	0:10	58	71	61	47	1115	8.9	292	-7		1.7	3.9
Friday, February 07, 2014	13:50	0:10	59	74	63	43	656	7.7	274	-7		1.7	5.4
Friday, February 07, 2014	14:00	0:10	58	74	61	42	-43	7.7	275	-8		1.1	2.8
Friday, February 07, 2014	14:10	0:10	60	76	63	46	-35	7.5	286	-7		1.9	4.6
Friday, February 07, 2014	14:20	0:10	58	77	62	44	-25	8.3	287	-7		1.9	3.9
Friday, February 07, 2014	14:30	0:10	58	75	62	43	-25	6.9	272	-7		1.5	3.0
Friday, February 07, 2014	14:40	0:10	60	79	63	44	-25	6.5	266	-8		1.9	5.0
Friday, February 07, 2014	14:50	0:10	61	81	63	47	-24	7.5	258	-8		1.5	3.7
Friday, February 07, 2014	15:00	0:10	59	75	63	42	287	6.6	272	-8		0.9	3.5
Friday, February 07, 2014	15:10	0:10	59	72	63	46	396	6.6	279	-7		1.1	4.1
Friday, February 07, 2014	15:20	0:10	60	73	64	49	417	6.5	274	-8		1.3	4.8
Friday, February 0													

Table B-5: Location 3 Winter Compliance Evaluation

Date	Time	Duration	Leq	Lmax	L(10)	L(90)	WT E2	WT E2	Onsite Met	Onsite Met	NWS Plymouth	Loc. 6	Loc. 6
	Start Time	(min)	(dBA)	(dBA)	(dBA)	(dBA)	Output (kW)	HH WS (m/s)	WD @ 75m (degrees)	Temp. (°C)	Precip. Obs.	Avg. WS @ 2m (m/s)	Gust WS @ 2m (m/s)
Friday, February 07, 2014	15:50	0:10	59	79	63	47	579	7.4	275	-8		1.3	2.8
Friday, February 07, 2014	16:00	0:10	58	72	62	42	626	7.5	283	-8		1.3	3.5
Friday, February 07, 2014	16:10	0:10	61	77	63	49	840	8.1	267	-9		0.7	1.5
Friday, February 07, 2014	16:20	0:10	58	74	62	43	868	8.1	250	-9		0.7	3.0
Friday, February 07, 2014	16:30	0:10	59	75	63	46	644	7.3	264	-9		0.7	1.9
Friday, February 07, 2014	16:40	0:10	60	77	63	47	455	6.9	257	-9		0.7	2.2
Friday, February 07, 2014	16:50	0:10	59	71	63	45	485	7.0	249	-10		0.6	1.9
Friday, February 07, 2014	17:00	0:10	59	74	62	44	451	6.8	253	-10		0.7	2.8
Friday, February 07, 2014	17:10	0:10	59	70	63	48	327	6.0	251	-10		0.6	2.0
Friday, February 07, 2014	17:20	0:10	59	73	63	47	198	5.3	244	-10		0.7	1.9
Friday, February 07, 2014	17:30	0:10	60	73	63	48	483	7.0	245	-10		0.4	1.5
Friday, February 07, 2014	17:40	0:10	57	70	61	46	714	7.8	244	-10		0.2	0.7
Friday, February 07, 2014	17:50	0:10	60	75	64	46	598	7.5	247	-10		0.4	3.5
Friday, February 07, 2014	18:00	0:10	59	75	62	50	1112	9.0	251	-10		0.9	2.2
Friday, February 07, 2014	18:10	0:10	58	71	62	47	915	8.4	253	-10		1.3	3.0
Friday, February 07, 2014	18:20	0:10	57	69	61	48	1468	10.0	254	-10		1.5	3.5
Friday, February 07, 2014	18:30	0:10	59	71	63	49	1035	8.7	254	-10		1.1	2.4
Friday, February 07, 2014	18:40	0:10	58	76	61	44	1083	8.7	260	-10		1.5	3.5
Friday, February 07, 2014	18:50	0:10	56	70	60	44	733	7.8	254	-10		1.5	4.4
Friday, February 07, 2014	19:00	0:10	57	71	60	41	845	8.1	256	-10		1.5	4.4
Friday, February 07, 2014	19:10	0:10	56	74	59	40	1597	10.2	248	-10		2.0	4.3
Friday, February 07, 2014	19:20	0:10	55	70	60	39	1790	10.6	256	-10		1.9	4.1
Friday, February 07, 2014	19:30	0:10	56	73	60	39	1510	9.8	259	-10		1.9	4.6
Friday, February 07, 2014	19:40	0:10	55	70	59	37	1229	9.1	262	-10		1.3	4.6
Friday, February 07, 2014	19:50	0:10	54	70	58	36	1333	9.3	267	-11		1.5	3.5
Friday, February 07, 2014	20:00	0:10	54	71	59	36	1438	9.7	272	-11		1.5	3.3
Friday, February 07, 2014	20:10	0:10	54	66	59	35	1274	9.0	270	-11		1.7	4.1
Friday, February 07, 2014	20:20	0:10	55	69	59	39	1094	8.7	274	-11		1.7	4.6
Friday, February 07, 2014	20:30	0:10	56	75	60	43	1158	8.7	269	-11		1.9	3.9
Friday, February 07, 2014	20:40	0:10	55	72	60	38	1395	9.7	267	-11		2.0	3.9
Friday, February 07, 2014	20:50	0:10	55	71	58	40	1455	10.2	270	-11		1.9	3.9
Friday, February 07, 2014	21:00	0:10	57	76	60	38	1987	13.8	271	-11		1.7	4.3
Friday, February 07, 2014	21:10	0:10	55	70	59	40	1997	16.1	265	-11		2.0	5.7
Friday, February 07, 2014	21:20	0:10	56	69	60	40	1991	15.5	263	-11		2.0	5.0
Friday, February 07, 2014	21:30	0:10	53	69	57	37	1978	14.1	266	-11		2.0	5.0
Friday, February 07, 2014	21:40	0:10	53	70	56	33	1396	9.6	270	-11		2.6	6.7
Friday, February 07, 2014	21:50	0:10	55	73	60	34	948	8.4	277	-12		2.4	6.1
Friday, February 07, 2014	22:00	0:10	53	69	57	34	1273	9.2	282	-12		2.8	5.2
Friday, February 07, 2014	22:10	0:10	54	71	58	40	992	8.5	278	-12		2.4	5.0
Friday, February 07, 2014	22:20	0:10	51	66	55	33	1531	10.3	287	-12		2.0	6.3
Friday, February 07, 2014	22:30	0:10	50	70	54	30	1521	10.6	280	-12		2.2	6.3
Friday, February 07, 2014	22:40	0:10	53	68	58	34	1478	10.2	278	-12		2.2	4.8
Friday, February 07, 2014	22:50	0:10	50	68	54	32	1193	9.3	285	-12		2.2	4.6
Friday, February 07, 2014	23:00	0:10	50	68	54	31	1555	10.4	278	-12		1.9	4.8
Friday, February 07, 2014	23:10	0:10	50	70	53	28	729	7.6	286	-12		1.9	4.3
Friday, February 07, 2014	23:20	0:10	52	71	55	28	625	7.5	280	-12		1.5	3.3
Friday, February 07, 2014	23:30	0:10	50	69	53	28	317	6.0	274	-12		1.5	3.7
Friday, February 07, 2014	23:40	0:10	55	72	59	33	140	5.1	280	-12		1.5	3.3
Friday, February 07, 2014	23:50	0:10	52	73	55	30	73	4.3	270	-12		1.5	3.9
Saturday, February 08, 2014	0:00	0:10	48	66	51	25	40	2.9	268	-12		0.9	4.3
Saturday, February 08, 2014	0:10	0:10	47	68	49	27	-38	2.5	267	-12		0.7	2.6
Saturday, February 08, 2014	0:20	0:10	48	68	45	27	72	4.5	265	-13		1.1	3.3
Saturday, February 08, 2014	0:30	0:10	48	67	48	25	284	6.0	266	-13		1.3	3.7
Saturday, February 08, 2014	0:40	0:10	38	59	33	26	335	6.0	258	-13		1.3	3.7
Saturday, February 08, 2014	0:50	0:10	45	64	43	25	349	6.0	259	-13		0.6	1.9
Saturday, February 08, 2014	1:00	0:10	45	63	46	23	448	6.7	265	-13		0.9	2.8
Saturday, February 08, 2014	1:10	0:10	44	67	34	23	483	6.7	272	-13		0.9	2.6
Saturday, February 08, 2014	1:20	0:10	48	66	48	26	390	6.2	274	-13		0.7	2.6
Saturday, February 08, 2014	1:30	0:10	48	71	48	24	298	6.1	273	-14		1.5	3.7
Saturday, February 08, 2014	1:40	0:10	45	67	41	22	374	6.4	271	-13		1.5	4.6
Saturday, February 08, 2014	1:50	0:10	46	66	45	24	647	7.3	272	-13		1.3	4.1
Saturday, February 08, 2014	2:00	0:10	41	64	36	26	-28	9.3	275	-14		1.7	3.9
Saturday, February 08, 2014	2:10	0:10	44	63	43	26	-41	9.8	276	-14		1.7	5.2
Saturday, February 08, 2014	2:20	0:10	39	60	35	28	-38	9.6	277	-14		1.7	4.6
Saturday, February 08, 2014	2:30	0:10	43	64	41	27	-38	10.3	276	-14		1.7	4.1
Saturday, February 08, 2014	2:40	0:10	30	40	33	26	-39	10.3	279	-14		1.7	5.6
Saturday, February 08, 2014	2:50	0:10	43	69	36	25	-39	11.7	276	-14		1.7	4.4
Saturday, February 08, 2014	3:00	0:10	42	64	35	27	1108	12.8	277	-14		1.5	4.1
Saturday, February 08, 2014	3:10	0:10	31	41	34	26	1970	12.0	275	-14		1.5	4.1
Saturday, February 08, 2014	3:20	0:10	50	74	38	27	1630	10.0	278	-14		1.1	3.2
Saturday, February 08, 2014	3:30	0:10	44	66	40	27	1931	11.2	278	-14		1.7	5.4
Saturday, February 08, 2014	3:40	0:10	31	39	34	26	1997	12.3	278	-15		1.7	4.6
Saturday, February 08, 2014	3:50	0:10	46	68	39	27	1993	12.5	278	-15		1.1	3.9
Saturday, February 08, 2014	4:00	0:10	54	79	43	28	1985	13.3	281	-15		1.7	4.3
Saturday, February 08, 2014	4:10	0:10	54	79	52	29	1972	12.5	283	-15		1.9	4.3
Saturday, February 08, 2014	4:20	0:10	47	66	40	29	1817	10.9	286	-15		1.5	3.7
Saturday, February 08, 2014	4:30	0:10	48	69	49	28	1907	11.4	286	-15		1.3	4.1
Saturday, February 08, 2014	4:40	0:10	48	68	43	29	1967	11.9	284	-15		1.5	4.1
Saturday, February 08, 2014	4:50	0:10	46	67	47	26	1866	10.9	285	-15		1.9	3.9
Saturday, February 08, 2014	5:00	0:10	47	67	42	28	1892	11.3	284	-15		1.1	3.0
Saturday, February 08, 2014	5:10	0:10	48	67	51	29	1980	12.3	283	-15		0.7	2.2
Saturday, February 08, 2014	5:20	0:10	50	71	53	28	1990	12.1	281	-15		1.1	3.5
Saturday, February 08, 2014	5:30	0:10	49	68	51	28	1943	11.2	282	-15		0.9	3.9
Saturday, February 08, 2014	5:40	0:10	56	73	60	28	1729	10.5	280	-15		1.7	4.1
Saturday, February 08, 2014	5:50	0:10	53	72	57	29	1619	10.1	278	-15		1.1	3.0
Saturday, February 08, 2014	6:00	0:10	52	68	56	29	1910	11.4	278	-15		1.3	3.9
Saturday, February 08, 2014	6:10	0:10	55	72	59	32	1977	12.2	277	-15		1.1	3.9
Saturday, February 08, 2014	6:20	0:10	56	74	60	35	1962	12.1	276	-15		0.9	3.0
Saturday, February 08, 2014	6:30	0:10	56	72	60	31	1930	11.4	277	-15		0.7	2.2
Saturday, February 08, 2014	6:40	0:10	55	70	58	34	1858	11.4	277	-15		0.6	2.4
Saturday, February 08, 2014	6:50	0:10	56	72	59	34	1902	11.3	278	-15		0.9	2.8
Saturday, February 08, 2014	7:00	0:10	57	78	60	44	1888	11.0	279	-16		0.7	1.5
Saturday, February 08, 2014	7:10	0:10	56	73	59	38	1923	11.1	279	-16		1.1	2.8
Saturday, February 08, 2014	7:20	0:10	58	76	61	40	1977	11.6	281	-16		0.9	2.8
Saturday, February 08, 2014	7:30	0:10	58	76	61	45	1971	11.7	279	-16		1.1	2.6
Saturday, February 08, 2014	7:40	0:10	58	76	62	45	1975	11.8	279	-15		1.1	3.9
Saturday, February 08, 2014	7:50	0:10	59	75	62	44	1892	11.7	280	-15		1.5	3.7
Saturday, February 08, 2014	8:00	0:10	60	75	64	42	1759	10.7	284	-15		1.3	3.3
Saturday, February 08, 2014	8:10	0:10	64	82	65	40	1862	11.5	283	-15		1.3	3.7
Saturday, February 08, 2014	8:20	0:10	67	80	68	52	1747	10.8	282	-15		1	

Table B-5: Location 3 Winter Compliance Evaluation

Date	Time	Duration	Leq	Lmax	L(10)	L(90)	WT E2	WT E2	Onsite Met	Onsite Met	NWS Plymouth	Loc. 6	Loc. 6
	Start Time	(min)	(dBA)	(dBA)	(dBA)	(dBA)	Output (kW)	HH WS (m/s)	WD @ 75m (degrees)	Temp. (°C)	Precip. Obs.	Avg. WS @ 2m (m/s)	Gust WS @ 2m (m/s)
Saturday, February 08, 2014	8:50	0:10	65	78	69	45	1855	10.9	283	-14		1.5	3.9
Saturday, February 08, 2014	9:00	0:10	58	76	62	41	1745	10.8	286	-14		1.7	4.6
Saturday, February 08, 2014	9:10	0:10	58	75	61	39	1558	10.2	286	-14		1.9	6.5
Saturday, February 08, 2014	9:20	0:10	57	79	61	38	1469	9.6	286	-14		1.7	4.6
Saturday, February 08, 2014	9:30	0:10	58	72	62	40	1263	9.3	286	-13		1.9	5.0
Saturday, February 08, 2014	9:40	0:10	59	77	63	41	1073	8.6	281	-13		2.2	6.5
Saturday, February 08, 2014	9:50	0:10	59	74	63	42	976	8.5	290	-13		2.0	4.4
Saturday, February 08, 2014	10:00	0:10	57	74	62	41	1018	8.7	293	-13		1.9	3.9
Saturday, February 08, 2014	10:10	0:10	58	73	62	41	796	7.9	289	-12		2.0	6.5
Saturday, February 08, 2014	10:20	0:10	61	77	64	58	584	7.3	285	-12		2.4	6.5
Saturday, February 08, 2014	10:30	0:10	62	77	64	50	824	8.2	283	-12		1.9	3.5
Saturday, February 08, 2014	10:40	0:10	67	82	70	53	1063	8.8	288	-11		1.7	5.7
Saturday, February 08, 2014	10:50	0:10	61	77	65	42	806	8.1	290	-11		1.7	5.6
Saturday, February 08, 2014	11:00	0:10	60	78	63	44	849	8.4	280	-11		1.9	4.3
Saturday, February 08, 2014	11:10	0:10	57	73	61	45	1323	9.5	288	-10		1.9	5.2
Saturday, February 08, 2014	11:20	0:10	59	75	62	47	1255	9.5	279	-10		1.7	3.7
Saturday, February 08, 2014	11:30	0:10	58	72	62	44	1027	8.5	283	-10		1.9	4.3
Saturday, February 08, 2014	11:40	0:10	59	76	63	45	1035	8.8	279	-10		1.9	4.1
Saturday, February 08, 2014	11:50	0:10	58	78	61	44	928	8.6	277	-10		1.5	3.9
Saturday, February 08, 2014	12:00	0:10	60	76	63	44	887	8.3	283	-9		1.9	4.3
Saturday, February 08, 2014	12:10	0:10	62	79	66	46	687	7.5	284	-9		1.7	3.5
Saturday, February 08, 2014	12:20	0:10	60	77	63	44	785	7.9	283	-9		1.9	3.9
Saturday, February 08, 2014	12:30	0:10	56	71	60	43	379	6.4	296	-9		1.3	3.2
Saturday, February 08, 2014	12:40	0:10	59	78	61	42	229	5.6	284	-8		1.3	3.7
Saturday, February 08, 2014	12:50	0:10	59	78	62	45	374	6.6	282	-8		1.5	2.6
Saturday, February 08, 2014	13:00	0:10	57	71	61	44	260	5.8	305	-8		1.5	3.9
Saturday, February 08, 2014	13:10	0:10	57	75	60	46	168	5.3	315	-8		1.5	3.9
Saturday, February 08, 2014	13:20	0:10	57	71	61	44	199	5.7	299	-8		1.3	3.0
Saturday, February 08, 2014	13:30	0:10	58	71	62	45	351	6.6	292	-8		1.1	3.0
Saturday, February 08, 2014	13:40	0:10	61	76	65	44	469	6.8	288	-8		1.1	3.2
Saturday, February 08, 2014	13:50	0:10	59	77	62	44	415	6.6	303	-7		1.3	3.7
Saturday, February 08, 2014	14:00	0:10	68	93	65	42	-12	5.4	289	-7		1.1	2.4
Saturday, February 08, 2014	14:10	0:10	58	74	62	42	-40	5.3	278	-8		1.1	3.7
Saturday, February 08, 2014	14:20	0:10	57	70	61	42	-32	5.8	291	-7		1.3	3.0
Saturday, February 08, 2014	14:30	0:10	59	76	63	43	-24	5.1	274	-8		1.3	3.2
Saturday, February 08, 2014	14:40	0:10	57	74	61	40	-25	4.5	264	-8		1.3	3.0
Saturday, February 08, 2014	14:50	0:10	63	82	64	45	-24	5.3	260	-8		1.1	2.6
Saturday, February 08, 2014	15:00	0:10	59	77	63	42	97	4.9	275	-8		0.9	2.6
Saturday, February 08, 2014	15:10	0:10	59	75	62	42	81	4.4	276	-8		1.1	2.4
Saturday, February 08, 2014	15:20	0:10	59	72	62	46	153	5.2	281	-8		1.1	2.8
Saturday, February 08, 2014	15:30	0:10	58	70	62	46	263	5.9	286	-8		0.4	1.7
Saturday, February 08, 2014	15:40	0:10	59	74	63	45	213	5.7	274	-8		0.7	2.0
Saturday, February 08, 2014	15:50	0:10	63	78	65	49	16	3.6	254	-9		0.7	1.7
Saturday, February 08, 2014	16:00	0:10	59	72	63	45	14	3.7	258	-9		0.4	1.9
Saturday, February 08, 2014	16:10	0:10	62	87	63	44	35	4.0	268	-9		0.6	1.7
Saturday, February 08, 2014	16:20	0:10	60	76	63	43	119	4.9	254	-9		0.6	1.7
Saturday, February 08, 2014	16:30	0:10	61	81	63	40	106	4.7	259	-9		0.4	1.3
Saturday, February 08, 2014	16:40	0:10	59	78	63	44	175	5.3	265	-10		0.6	1.1
Saturday, February 08, 2014	16:50	0:10	59	76	63	41	170	5.2	264	-10		0.4	1.5
Saturday, February 08, 2014	17:00	0:10	60	73	63	45	195	5.4	266	-10		0.2	1.5
Saturday, February 08, 2014	17:10	0:10	60	72	63	49	107	4.7	271	-10		0.6	1.7
Saturday, February 08, 2014	17:20	0:10	57	73	61	42	127	4.9	267	-10		0.0	0.7
Saturday, February 08, 2014	17:30	0:10	57	69	61	45	252	5.9	263	-10		0.4	1.1
Saturday, February 08, 2014	17:40	0:10	58	75	60	44	313	6.1	262	-10		0.2	1.3
Saturday, February 08, 2014	17:50	0:10	61	79	64	44	305	6.0	261	-10		0.2	0.7
Saturday, February 08, 2014	18:00	0:10	58	73	61	47	329	6.2	259	-10		0.4	1.1
Saturday, February 08, 2014	18:10	0:10	56	70	60	41	607	7.5	263	-10		0.2	0.7
Saturday, February 08, 2014	18:20	0:10	55	72	59	39	431	6.8	262	-10		0.2	2.0
Saturday, February 08, 2014	18:30	0:10	57	74	61	42	515	7.0	268	-10		0.4	1.9
Saturday, February 08, 2014	18:40	0:10	55	68	59	41	517	7.2	266	-10		0.6	2.2
Saturday, February 08, 2014	18:50	0:10	57	74	60	38	408	6.6	273	-10		0.9	2.6
Saturday, February 08, 2014	19:00	0:10	59	74	63	38	403	6.6	276	-10		0.6	1.3
Saturday, February 08, 2014	19:10	0:10	53	68	57	34	384	6.4	275	-10		0.4	0.9
Saturday, February 08, 2014	19:20	0:10	56	74	59	38	363	6.3	274	-10		0.0	0.0
Saturday, February 08, 2014	19:30	0:10	54	75	58	36	327	6.3	275	-10		0.2	0.9
Saturday, February 08, 2014	19:40	0:10	54	70	59	34	93	4.6	277	-10		0.2	1.3
Saturday, February 08, 2014	19:50	0:10	55	71	59	42	124	4.9	290	-10		0.7	1.9
Saturday, February 08, 2014	20:00	0:10	54	70	58	38	238	5.7	302	-10		0.2	1.3
Saturday, February 08, 2014	20:10	0:10	53	70	57	37	311	6.1	298	-11		0.2	1.1
Saturday, February 08, 2014	20:20	0:10	54	71	58	37	464	6.9	304	-11		0.4	1.7
Saturday, February 08, 2014	20:30	0:10	54	71	58	37	380	6.5	304	-11		0.0	0.7
Saturday, February 08, 2014	20:40	0:10	55	74	59	39	498	7.0	309	-11		0.7	1.9
Saturday, February 08, 2014	20:50	0:10	52	68	56	34	621	7.6	324	-11		0.2	1.3
Saturday, February 08, 2014	21:00	0:10	54	72	58	37	718	7.8	325	-11		0.6	1.5
Saturday, February 08, 2014	21:10	0:10	55	68	59	35	693	7.8	320	-11		0.6	1.7
Saturday, February 08, 2014	21:20	0:10	52	70	56	38	546	7.1	319	-11		0.6	1.5
Saturday, February 08, 2014	21:30	0:10	53	69	57	38	565	7.1	323	-11		0.6	1.9
Saturday, February 08, 2014	21:40	0:10	52	69	56	37	517	7.0	324	-11		0.6	1.3
Saturday, February 08, 2014	21:50	0:10	53	69	57	36	439	6.8	326	-11		0.7	1.7
Saturday, February 08, 2014	22:00	0:10	55	77	58	35	250	5.8	327	-11		0.4	1.3
Saturday, February 08, 2014	22:10	0:10	49	65	53	30	212	5.5	327	-11		0.0	0.9
Saturday, February 08, 2014	22:20	0:10	52	65	56	31	107	4.6	319	-12		0.4	1.1
Saturday, February 08, 2014	22:30	0:10	52	71	57	31	48	4.1	319	-12		0.2	0.9
Saturday, February 08, 2014	22:40	0:10	50	66	54	28	94	4.6	316	-12		0.4	1.3
Saturday, February 08, 2014	22:50	0:10	50	67	55	28	130	4.9	319	-12		0.4	1.1
Saturday, February 08, 2014	23:00	0:10	51	65	55	31	244	5.8	320	-12		0.4	1.3
Saturday, February 08, 2014	23:10	0:10	51	69	56	29	335	6.3	321	-12		0.4	1.5
Saturday, February 08, 2014	23:20	0:10	50	68	55	31	483	6.9	324	-12		0.6	1.5
Saturday, February 08, 2014	23:30	0:10	52	71	55	30	466	7.0	326	-12		0.4	1.9
Saturday, February 08, 2014	23:40	0:10	48	69	49	29	495	6.9	324	-12		0.6	2.0
Saturday, February 08, 2014	23:50	0:10	48	66	51	29	529	7.1	329	-12		0.6	1.7
Sunday, February 09, 2014	0:00	0:10	46	64	47	30	585	7.2	324	-12		0.6	1.7
Sunday, February 09, 2014	0:10	0:10	43	66	40	28	512	6.9	325	-12		0.6	2.2
Sunday, February 09, 2014	0:20	0:10	46	68	46	27	401	6.5	321	-12		0.7	1.7
Sunday, February 09, 2014	0:30	0:10	41	66	35	27	390	6.4	321	-12		0.9	2.2
Sunday, February 09, 2014	0:40	0:10	47	70	42	28	549	7.1	322	-12		1.1	3.3
Sunday, February 09, 2014	0:50	0:10	45	68	41	26	524	7.0	323	-12		1.1	2.4
Sunday, February 09, 2014	1:00	0:10	45	67	44	28	808	8.1	320	-12		1.1	3.2
Sunday, February 09, 2014	1:10	0:10	43	65	36	28	779	7.8	321	-12		0.9	2.8
Sunday, February 09, 2014	1:20	0:10	46	69	40	29	846	8.3	319	-13		0.9	2.8
Sunday, February 09, 2014	1:30	0:10	43	67	39	28							

Table B-5: Location 3 Winter Compliance Evaluation

Date	Time	Duration	Leq	Lmax	L(10)	L(90)	WT E2	WT E2	Onsite Met	Onsite Met	NWS Plymouth	Loc. 6	Loc. 6
	Start Time	(min)	(dBA)	(dBA)	(dBA)	(dBA)	Output (kW)	HH WS (m/s)	WD @ 75m (degrees)	Temp. (°C)	Precip. Obs.	Avg. WS @ 2m (m/s)	Gust WS @ 2m (m/s)
Sunday, February 09, 2014	1:50	0:10	28	44	30	24	441	6.7	326	-13		0.7	2.2
Sunday, February 09, 2014	2:00	0:10	51	77	39	25	-17	5.8	330	-13		0.7	2.2
Sunday, February 09, 2014	2:10	0:10	36	57	32	26	-40	4.6	329	-13		0.7	2.2
Sunday, February 09, 2014	2:20	0:10	36	59	32	23	-39	4.1	332	-13		0.6	1.5
Sunday, February 09, 2014	2:30	0:10	41	65	33	25	-39	4.1	334	-13		0.4	2.0
Sunday, February 09, 2014	2:40	0:10	39	62	31	23	-38	3.5	335	-13		0.2	0.6
Sunday, February 09, 2014	2:50	0:10	37	60	31	23	-39	3.1	326	-13		0.4	1.1
Sunday, February 09, 2014	3:00	0:10	42	66	34	21	-37	2.8	326	-13		0.4	0.9
Sunday, February 09, 2014	3:10	0:10	38	61	33	24	-42	2.6	329	-13		0.4	1.5
Sunday, February 09, 2014	3:20	0:10	27	35	29	24	-42	2.2	329	-13		0.0	0.6
Sunday, February 09, 2014	3:30	0:10	29	35	31	24	-41	2.2	334	-13		0.0	0.6
Sunday, February 09, 2014	3:40	0:10	28	34	30	24	-41	2.4	342	-13		0.2	1.1
Sunday, February 09, 2014	3:50	0:10	27	34	30	24	-41	1.9	343	-13		0.2	0.9
Sunday, February 09, 2014	4:00	0:10	46	69	42	25	-39	2.2	357	-13		0.0	0.4
Sunday, February 09, 2014	4:10	0:10	42	66	37	25	-39	2.2	356	-13		0.0	0.0
Sunday, February 09, 2014	4:20	0:10	52	80	49	26	-38	1.8	349	-13		0.0	0.0
Sunday, February 09, 2014	4:30	0:10	42	64	37	23	-39	1.3	357	-13		0.0	0.0
Sunday, February 09, 2014	4:40	0:10	46	68	45	23	-37	1.8	356	-13		0.0	0.0
Sunday, February 09, 2014	4:50	0:10	47	69	48	25	-35	2.1	351	-13		0.0	0.0
Sunday, February 09, 2014	5:00	0:10	40	65	31	24	-35	1.8	345	-13		0.0	0.0
Sunday, February 09, 2014	5:10	0:10	46	67	39	26	-23	1.9	329	-13		0.0	0.0
Sunday, February 09, 2014	5:20	0:10	45	65	43	28	-20	2.4	330	-13		0.0	0.0
Sunday, February 09, 2014	5:30	0:10	47	69	47	24	-20	2.6	325	-13		0.0	0.0
Sunday, February 09, 2014	5:40	0:10	49	73	51	27	-20	2.5	317	-13		0.0	0.0
Sunday, February 09, 2014	5:50	0:10	50	72	51	27	-19	2.5	316	-13		0.0	0.0
Sunday, February 09, 2014	6:00	0:10	50	71	51	27	-20	1.8	316	-13		0.0	0.0
Sunday, February 09, 2014	6:10	0:10	50	72	49	27	-20	2.5	324	-13		0.0	0.0
Sunday, February 09, 2014	6:20	0:10	53	73	57	33	-33	2.7	332	-13		0.0	0.0
Sunday, February 09, 2014	6:30	0:10	49	69	51	26	-17	3.2	329	-13		0.2	0.7
Sunday, February 09, 2014	6:40	0:10	55	77	54	28	26	3.9	316	-13		0.2	1.1
Sunday, February 09, 2014	6:50	0:10	51	72	52	29	92	4.6	322	-13		0.0	0.0
Sunday, February 09, 2014	7:00	0:10	56	77	58	36	103	4.6	325	-13		0.0	0.0
Sunday, February 09, 2014	7:10	0:10	50	69	52	32	124	4.9	318	-13		0.0	0.0
Sunday, February 09, 2014	7:20	0:10	53	70	56	36	63	4.2	325	-13		0.0	0.0
Sunday, February 09, 2014	7:30	0:10	54	70	57	36	46	4.0	331	-13		0.0	0.0
Sunday, February 09, 2014	7:40	0:10	55	70	58	35	-22	2.9	329	-13		0.0	0.6
Sunday, February 09, 2014	7:50	0:10	56	77	58	36	-41	2.8	329	-13		0.0	0.4
Sunday, February 09, 2014	8:00	0:10	55	75	57	33	-44	2.4	326	-13		0.2	1.1
Sunday, February 09, 2014	8:10	0:10	53	71	57	35	-41	2.5	315	-13		0.4	1.3
Sunday, February 09, 2014	8:20	0:10	58	81	59	36	-44	2.5	319	-12		0.4	1.1
Sunday, February 09, 2014	8:30	0:10	55	73	59	35	-41	2.5	317	-12		0.2	1.1
Sunday, February 09, 2014	8:40	0:10	57	75	60	38	-38	2.0	322	-11		0.6	1.5
Sunday, February 09, 2014	8:50	0:10	56	72	60	40	-38	1.5	314	-11		0.4	0.9
Sunday, February 09, 2014	9:00	0:10	55	73	59	37	-38	1.0	314	-11		0.6	1.7
Sunday, February 09, 2014	9:10	0:10	56	75	59	39	-38	0.7	351	-11		0.7	1.5
Sunday, February 09, 2014	9:20	0:10	57	73	60	39	-37	1.1	21	-10		0.6	1.7
Sunday, February 09, 2014	9:30	0:10	56	76	59	39	-36	1.3	336	-11		0.4	1.7
Sunday, February 09, 2014	9:40	0:10	56	71	60	40	-31	2.4	289	-10		0.6	2.0
Sunday, February 09, 2014	9:50	0:10	57	75	61	40	-13	3.1	317	-10		0.7	2.0
Sunday, February 09, 2014	10:00	0:10	54	69	57	36	14	3.6	324	-10		0.6	1.9
Sunday, February 09, 2014	10:10	0:10	57	75	61	41	-5	3.4	324	-9		0.7	1.9
Sunday, February 09, 2014	10:20	0:10	56	72	60	39	26	4.0	303	-9		0.9	2.0
Sunday, February 09, 2014	10:30	0:10	57	72	61	41	88	4.5	324	-9		0.6	1.9
Sunday, February 09, 2014	10:40	0:10	57	76	61	40	-12	3.3	322	-9		0.7	2.2
Sunday, February 09, 2014	10:50	0:10	56	74	59	38	-41	2.1	311	-9		0.7	1.7
Sunday, February 09, 2014	11:00	0:10	55	72	59	37	-40	2.6	280	-9		0.9	2.0
Sunday, February 09, 2014	11:10	0:10	60	86	61	42	-39	2.2	291	-9		0.6	1.5
Sunday, February 09, 2014	11:20	0:10	59	71	64	45	-39	2.5	289	-8		1.1	2.8
Sunday, February 09, 2014	11:30	0:10	58	71	62	43	50	4.1	281	-8		0.9	3.3
Sunday, February 09, 2014	11:40	0:10	56	75	61	37	76	4.3	263	-7		1.3	3.9
Sunday, February 09, 2014	11:50	0:10	55	73	59	36	48	4.2	274	-7		0.9	2.8
Sunday, February 09, 2014	12:00	0:10	58	73	62	43	-23	3.1	271	-7		0.9	2.6
Sunday, February 09, 2014	12:10	0:10	59	77	62	41	-29	2.9	295	-7		1.3	2.8
Sunday, February 09, 2014	12:20	0:10	58	77	62	41	-41	2.3	247	-7		0.9	3.3
Sunday, February 09, 2014	12:30	0:10	56	74	60	39	-39	3.2	225	-7		0.9	2.8
Sunday, February 09, 2014	12:40	0:10	56	74	60	41	-34	3.2	231	-7		1.1	3.0
Sunday, February 09, 2014	12:50	0:10	59	74	62	43	-40	2.4	234	-6		1.1	4.8
Sunday, February 09, 2014	13:00	0:10	61	78	63	43	-39	2.3	217	-7		0.9	2.4
Sunday, February 09, 2014	13:10	0:10	60	74	64	45	-38	2.4	214	-7		0.6	1.7
Sunday, February 09, 2014	13:20	0:10	58	73	62	42	-38	2.4	268	-7		0.7	2.4
Sunday, February 09, 2014	13:30	0:10	58	75	62	43	-41	3.0	274	-6		1.1	3.0
Sunday, February 09, 2014	13:40	0:10	59	75	63	46	-35	1.4	264	-6		0.9	2.2
Sunday, February 09, 2014	13:50	0:10	58	81	61	40	-34	1.3	256	-7		0.9	2.2
Sunday, February 09, 2014	14:00	0:10	58	79	61	37	-34	2.2	262	-6		1.1	2.8
Sunday, February 09, 2014	14:10	0:10	57	71	62	41	-23	1.2	218	-7		1.3	2.6
Sunday, February 09, 2014	14:20	0:10	57	73	61	43	-21	2.5	249	-7		0.7	2.2
Sunday, February 09, 2014	14:30	0:10	58	74	62	41	-20	1.8	249	-7		0.7	1.7
Sunday, February 09, 2014	14:40	0:10	57	73	61	38	-21	3.0	233	-7		0.6	2.2
Sunday, February 09, 2014	14:50	0:10	56	71	61	40	-42	1.5	239	-7		0.9	2.2
Sunday, February 09, 2014	15:00	0:10	60	76	64	38	-41	2.3	256	-7		0.7	1.9
Sunday, February 09, 2014	15:10	0:10	57	74	61	40	-39	1.6	246	-8		0.6	1.5
Sunday, February 09, 2014	15:20	0:10	57	76	62	40	-39	1.8	239	-8		0.7	1.7
Sunday, February 09, 2014	15:30	0:10	58	78	62	37	-39	1.7	302	-8		0.4	1.9
Sunday, February 09, 2014	15:40	0:10	60	79	63	44	-39	1.4	293	-8		0.6	1.7
Sunday, February 09, 2014	15:50	0:10	58	71	62	39	-35	0.7	207	-8		0.2	1.1
Sunday, February 09, 2014	16:00	0:10	57	71	61	39	-36	0.4	201	-8		0.2	1.1
Sunday, February 09, 2014	16:10	0:10	58	75	62	42	-26	1.2	168	-8		0.0	0.0
Sunday, February 09, 2014	16:20	0:10	59	74	63	42	-20	0.8	157	-8		0.0	0.0
Sunday, February 09, 2014	16:30	0:10	59	74	62	42	-20	0.5	179	-8		0.0	0.7
Sunday, February 09, 2014	16:40	0:10	58	73	61	42	-20	0.7	216	-8		0.2	0.7
Sunday, February 09, 2014	16:50	0:10	57	73	61	42	-20	0.8	226	-8		0.2	0.7
Sunday, February 09, 2014	17:00	0:10	57	74	61	38	-21	2.1	225	-8		0.0	0.4
Sunday, February 09, 2014	17:10	0:10	55	68	59	35	-20	2.4	207	-9		0.6	1.7
Sunday, February 09, 2014	17:20	0:10	56	73	61	38	-20	2.2	192	-9		0.4	1.5
Sunday, February 09, 2014	17:30	0:10	55	71	59	37	-20	1.9	182	-9		0.0	1.3
Sunday, February 09, 2014	17:40	0:10	55	70	59	36	-17	2.4	204	-9		0.4	1.5
Sunday, February 09, 2014	17:50	0:10	56	71	60	34	-17	2.6	211	-9		0.6	1.7
Sunday, February 09, 2014	18:00	0:10	54	68	59	35	-17	2.7	197	-9		0.2	0.9
Sunday, February 09, 2014	18:10	0:10	55	69	59	36	-17	2.2	210	-9		0.0	0.7
Sunday, February 09, 2014	18:20	0:10	55	76	58	33	-17	1.6	180	-9		0.0	0.0
Sunday, February 09, 2014	18:30	0:10	55	70	59	38	-17	2.8	167	-9	1	0.2	0.6
Sunday, February 09, 2014	18:40	0:10	55	74	59	35	-16	2.5	160	-10	1		

Table B-5: Location 3 Winter Compliance Evaluation

Date	Time	Duration	Leq	Lmax	L(10)	L(90)	WT E2	WT E2	Onsite Met	Onsite Met	NWS Plymouth	Loc. 6	Loc. 6
	Start Time	(min)	(dBA)	(dBA)	(dBA)	(dBA)	Output (kW)	HH WS (m/s)	WD @ 75m (degrees)	Temp. (°C)	Precip. Obs.	Avg. WS @ 2m (m/s)	Gust WS @ 2m (m/s)
Sunday, February 09, 2014	18:50	0:10	54	68	58	34	-16	1.7	155	-10	1	0.4	0.9
Sunday, February 09, 2014	19:00	0:10	51	65	56	31	-16	1.1	149	-10	1	0.0	0.7
Sunday, February 09, 2014	19:10	0:10	53	68	57	32	-16	1.2	141	-10	1	0.0	0.6
Sunday, February 09, 2014	19:20	0:10	54	67	58	33	-16	1.3	148	-10	1	0.0	0.7
Sunday, February 09, 2014	19:30	0:10	52	70	56	35	-16	1.5	150	-10	1	0.0	0.2
Sunday, February 09, 2014	19:40	0:10	54	70	58	29	-16	1.8	146	-10	1	0.0	0.0
Sunday, February 09, 2014	19:50	0:10	52	66	56	32	-16	1.9	154	-10	1	0.0	0.0
Sunday, February 09, 2014	20:00	0:10	54	72	59	37	-16	1.7	153	-10	1	0.0	0.0
Sunday, February 09, 2014	20:10	0:10	49	67	53	28	-16	1.5	162	-10	1	0.0	0.0
Sunday, February 09, 2014	20:20	0:10	50	67	54	31	-16	1.2	151	-10	1	0.0	0.0
Sunday, February 09, 2014	20:30	0:10	45	61	49	26	-16	1.9	139	-10	1	0.0	0.0
Sunday, February 09, 2014	20:40	0:10	49	70	52	30	-16	2.5	140	-10	1	0.0	0.0
Sunday, February 09, 2014	20:50	0:10	43	61	46	28	-20	3.1	131	-10	1	0.0	0.0
Sunday, February 09, 2014	21:00	0:10	54	77	55	29	-30	2.6	122	-10	1	0.0	0.0
Sunday, February 09, 2014	21:10	0:10	54	76	53	28	-38	2.6	124	-10	1	0.0	0.0
Sunday, February 09, 2014	21:20	0:10	48	69	51	28	-38	2.7	118	-10	1	0.0	0.0
Sunday, February 09, 2014	21:30	0:10	50	74	44	27	-37	2.7	127	-10	1	0.0	0.0
Sunday, February 09, 2014	21:40	0:10	51	73	52	29	-35	2.7	132	-10	1	0.0	0.0
Sunday, February 09, 2014	21:50	0:10	49	65	53	28	-35	2.7	133	-10	1	0.0	0.0
Sunday, February 09, 2014	22:00	0:10	55	74	55	30	-35	2.8	147	-10	1	0.0	0.0
Sunday, February 09, 2014	22:10	0:10	50	72	52	28	-35	2.6	158	-10	1	0.0	0.0
Sunday, February 09, 2014	22:20	0:10	51	68	51	28	-34	2.4	160	-10	1	0.0	0.0
Sunday, February 09, 2014	22:30	0:10	46	64	50	26	-31	1.9	164	-9	1	0.0	0.0
Sunday, February 09, 2014	22:40	0:10	50	71	52	28	-31	1.8	160	-9	1	0.0	0.0
Sunday, February 09, 2014	22:50	0:10	45	64	47	27	-17	2.2	164	-9	1	0.0	0.0
Sunday, February 09, 2014	23:00	0:10	40	58	37	24	-17	2.2	168	-9	1	0.0	0.0
Sunday, February 09, 2014	23:10	0:10	43	61	42	24	-16	2.4	170	-9	1	0.0	0.0
Sunday, February 09, 2014	23:20	0:10	43	64	39	21	-16	2.4	171	-9	1	0.0	0.0
Sunday, February 09, 2014	23:30	0:10	38	55	38	26	-16	2.2	171	-9	1	0.0	0.0
Sunday, February 09, 2014	23:40	0:10	45	66	43	26	-16	1.9	171	-9	1	0.0	0.0
Sunday, February 09, 2014	23:50	0:10	41	57	44	25	-16	1.6	178	-10	1	0.0	0.0
Monday, February 10, 2014	0:00	0:10	42	65	32	23	-16	1.5	187	-10	1	0.0	0.0
Monday, February 10, 2014	0:10	0:10	26	35	29	21	-16	1.5	206	-10	1	0.0	0.0
Monday, February 10, 2014	0:20	0:10	26	34	29	22	-16	1.1	221	-10	1	0.0	0.0
Monday, February 10, 2014	0:30	0:10	36	57	31	21	-17	0.8	210	-10	1	0.0	0.0
Monday, February 10, 2014	0:40	0:10	44	67	36	25	-16	0.7	226	-10	1	0.0	0.0
Monday, February 10, 2014	0:50	0:10	26	34	29	22	-17	1.4	229	-10	1	0.0	0.0
Monday, February 10, 2014	1:00	0:10	40	58	37	21	-16	2.1	226	-10	1	0.0	0.0
Monday, February 10, 2014	1:10	0:10	36	54	34	22	-16	1.3	241	-10	1	0.0	0.0
Monday, February 10, 2014	1:20	0:10	43	67	41	24	-17	1.4	249	-10	1	0.0	0.0
Monday, February 10, 2014	1:30	0:10	45	67	40	25	-16	1.4	254	-10	1	0.0	0.6
Monday, February 10, 2014	1:40	0:10	31	50	30	23	-16	1.2	258	-10	1	0.2	0.7
Monday, February 10, 2014	1:50	0:10	38	58	32	23	-19	1.9	265	-10	1	0.0	0.4
Monday, February 10, 2014	2:00	0:10	27	33	30	21	-31	2.1	275	-10	1	0.0	0.0
Monday, February 10, 2014	2:10	0:10	32	50	32	24	-31	2.2	281	-10	1	0.0	0.0
Monday, February 10, 2014	2:20	0:10	27	34	29	22	-31	2.3	290	-10	1	0.0	0.0
Monday, February 10, 2014	2:30	0:10	27	38	30	21	-33	3.2	299	-10	1	0.0	0.0
Monday, February 10, 2014	2:40	0:10	35	54	33	22	-32	4.0	292	-11	1	0.0	0.0
Monday, February 10, 2014	2:50	0:10	27	34	30	22	-31	3.8	288	-11	1	0.0	0.0
Monday, February 10, 2014	3:00	0:10	27	35	30	23	4	3.9	293	-11	1	0.0	0.0
Monday, February 10, 2014	3:10	0:10	26	34	29	21	143	4.9	302	-11	1	0.0	0.6
Monday, February 10, 2014	3:20	0:10	31	48	31	24	295	5.9	302	-11	1	0.0	0.6
Monday, February 10, 2014	3:30	0:10	44	64	41	25	317	5.9	302	-11	1	0.0	0.0
Monday, February 10, 2014	3:40	0:10	47	68	45	27	455	6.8	304	-12	1	0.0	0.0
Monday, February 10, 2014	3:50	0:10	41	58	43	27	653	7.4	305	-11	1	0.0	0.6
Monday, February 10, 2014	4:00	0:10	48	73	42	25	636	7.4	304	-11	1	0.2	1.5
Monday, February 10, 2014	4:10	0:10	42	59	42	27	772	7.4	304	-11	1	0.0	0.9
Monday, February 10, 2014	4:20	0:10	41	56	45	28	892	7.7	302	-11	1	0.0	1.1
Monday, February 10, 2014	4:30	0:10	49	69	51	31	1081	8.3	307	-11	1	0.0	0.9
Monday, February 10, 2014	4:40	0:10	45	65	47	30	1311	8.9	312	-11	1	0.0	0.6
Monday, February 10, 2014	4:50	0:10	42	57	44	31	1318	9.3	313	-11	1	0.0	1.1
Monday, February 10, 2014	5:00	0:10	47	66	48	33	1594	9.6	319	-11	1	0.4	1.9
Monday, February 10, 2014	5:10	0:10	54	75	55	36	1475	8.8	320	-11	1	0.6	1.9
Monday, February 10, 2014	5:20	0:10	48	67	51	33	1473	9.1	318	-12	1	0.7	2.0
Monday, February 10, 2014	5:30	0:10	48	65	52	32	1768	10.6	316	-12	1	0.7	2.0
Monday, February 10, 2014	5:40	0:10	53	71	55	39	1791	11.1	316	-12	1	0.9	3.2
Monday, February 10, 2014	5:50	0:10	50	70	53	38	1743	10.5	314	-12	1	0.9	2.8
Monday, February 10, 2014	6:00	0:10	58	80	60	42	1781	11.1	318	-12	1	0.9	3.0
Monday, February 10, 2014	6:10	0:10	60	72	63	48	1780	10.7	315	-12	1	0.9	2.8
Monday, February 10, 2014	6:20	0:10	55	71	58	44	1595	10.1	320	-12	1	0.7	1.9
Monday, February 10, 2014	6:30	0:10	57	74	61	44	1914	11.4	318	-12	1	0.9	2.4
Monday, February 10, 2014	6:40	0:10	56	71	60	41	1840	10.9	318	-13	1	0.7	2.0
Monday, February 10, 2014	6:50	0:10	58	74	61	43	1907	11.0	317	-13	1	0.7	1.9
Monday, February 10, 2014	7:00	0:10	57	71	61	44	1776	10.5	317	-13	1	0.4	1.5
Monday, February 10, 2014	7:10	0:10	59	75	62	46	1458	9.7	319	-13	1	0.6	1.1
Monday, February 10, 2014	7:20	0:10	59	73	62	44	1535	10.2	324	-13	1	1.1	2.8
Monday, February 10, 2014	7:30	0:10	58	71	61	45	1572	10.2	327	-13	1	0.9	1.9
Monday, February 10, 2014	7:40	0:10	61	77	64	48	1972	12.1	325	-13	1	1.1	3.0
Monday, February 10, 2014	7:50	0:10	60	76	64	48	1976	12.3	325	-13	1	1.1	3.7
Monday, February 10, 2014	8:00	0:10	58	73	62	45	1991	11.9	328	-13	1	1.3	3.3
Monday, February 10, 2014	8:10	0:10	58	73	62	43	1992	11.9	327	-13	1	1.1	2.6
Monday, February 10, 2014	8:20	0:10	60	76	63	47	1996	13.3	324	-13	1	1.3	3.0
Monday, February 10, 2014	8:30	0:10	59	74	63	46	1688	11.2	321	-13	1	1.3	3.9
Monday, February 10, 2014	8:40	0:10	60	78	64	45	1929	12.0	322	-13	1	1.7	3.9
Monday, February 10, 2014	8:50	0:10	60	76	63	41	1971	12.6	323	-13	1	1.5	4.4
Monday, February 10, 2014	9:00	0:10	60	79	63	43	1569	9.6	326	-13	1	1.7	4.1
Monday, February 10, 2014	9:10	0:10	59	74	62	42	994	8.1	325	-13	1	1.7	4.4
Monday, February 10, 2014	9:20	0:10	73	83	73	72	1696	10.1	323	-13	1	1.7	4.1
Monday, February 10, 2014	9:30	0:10	73	79	73	72	1738	10.8	329	-12	1	1.7	5.4
Monday, February 10, 2014	9:40	0:10	73	78	73	72	1556	9.7	323	-13	1	2.2	5.9
Monday, February 10, 2014	9:50	0:10	71	96	73	42	1707	11.0	317	-13	1	2.0	5.7
Monday, February 10, 2014	10:00	0:10	60	77	63	43	1763	11.5	307	-12	1	1.3	4.6
Monday, February 10, 2014	10:10	0:10	59	78	62	45	1796	11.6	308	-12	1	1.9	4.4
Monday, February 10, 2014	10:20	0:10	60	79	63	43	1672	11.4	315	-12	1	1.3	3.3
Monday, February 10, 2014	10:30	0:10	59	80	63	44	1884	12.2	321	-12	1	1.9	4.1
Monday, February 10, 2014	10:40	0:10	59	76	62	44	1877	11.8	319	-12	1	2.0	4.4
Monday, February 10, 2014	10:50	0:10	60	75	64	45	1355	9.8	316	-11	1	1.3	3.5
Monday, February 10, 2014	11:00	0:10	59	77	62	41	1734	11.1	302	-11	1	1.9	4.6
Monday, February 10, 2014	11:10	0:10	59	75	62	44	1289	9.6	323	-10	1	1.5	5.0

Table B-5: Location 3 Winter Compliance Evaluation

Date	Time	Duration	Leq	Lmax	L(10)	L(90)	WT E2	WT E2	Onsite Met	Onsite Met	NWS Plymouth	Loc. 6	Loc. 6
	Start Time	(min)	(dBA)	(dBA)	(dBA)	(dBA)	Output (kW)	HH WS (m/s)	WD @ 75m (degrees)	Temp. (°C)	Precip. Obs.	Avg. WS @ 2m (m/s)	Gust WS @ 2m (m/s)
Monday, February 10, 2014	11:50	0:10	61	80	65	46	1150	9.3	311	-10		2.0	5.4
Monday, February 10, 2014	12:00	0:10	59	76	62	45	984	8.8	302	-11		1.9	5.4
Monday, February 10, 2014	12:10	0:10	60	76	64	45	668	7.7	301	-11		2.2	4.8
Monday, February 10, 2014	12:20	0:10	58	75	61	41	680	8.0	302	-11		2.0	5.2
Monday, February 10, 2014	12:30	0:10	59	76	63	42	947	8.7	304	-11		2.2	7.2
Monday, February 10, 2014	12:40	0:10	58	78	62	43	980	8.8	306	-11		2.2	5.6
Monday, February 10, 2014	12:50	0:10	59	78	62	43	767	8.1	306	-11		2.0	4.6
Monday, February 10, 2014	13:00	0:10	58	79	61	42	1359	10.2	309	-11		1.9	5.2
Monday, February 10, 2014	13:10	0:10	57	75	60	45	1038	8.9	311	-11		1.9	5.0
Monday, February 10, 2014	13:20	0:10	59	76	62	42	782	8.0	313	-11		1.5	5.0
Monday, February 10, 2014	13:30	0:10	59	73	63	43	1511	10.4	311	-11		1.9	4.6
Monday, February 10, 2014	13:40	0:10	59	74	62	45	1547	10.7	302	-11		1.3	4.6
Monday, February 10, 2014	13:50	0:10	60	79	63	44	1364	10.8	294	-11		1.7	4.3
Monday, February 10, 2014	14:00	0:10	58	80	62	46	-49	8.9	298	-9		1.9	4.8
Monday, February 10, 2014	14:10	0:10	58	76	61	43	-36	9.7	301	-10		1.5	3.9
Monday, February 10, 2014	14:20	0:10	58	75	62	45	-25	10.6	288	-10		1.7	3.9
Monday, February 10, 2014	14:30	0:10	59	72	63	45	-25	9.8	289	-10		2.0	4.3
Monday, February 10, 2014	14:40	0:10	59	76	63	46	-24	10.4	287	-10		1.9	4.3
Monday, February 10, 2014	14:50	0:10	60	77	64	45	-23	10.7	308	-9		1.7	3.9
Monday, February 10, 2014	15:00	0:10	59	76	63	47	1074	11.2	309	-10		1.9	4.8
Monday, February 10, 2014	15:10	0:10	59	75	63	47	1880	12.0	309	-11		1.3	3.2
Monday, February 10, 2014	15:20	0:10	59	76	63	46	1758	11.0	309	-11		1.1	3.0
Monday, February 10, 2014	15:30	0:10	63	76	65	59	1468	10.1	307	-12		1.5	4.1
Monday, February 10, 2014	15:40	0:10	62	74	65	59	1759	10.6	303	-12		1.3	3.5
Monday, February 10, 2014	15:50	0:10	62	76	64	59	1301	9.3	299	-12		1.1	3.3
Monday, February 10, 2014	16:00	0:10	61	79	63	59	772	8.0	302	-12		1.7	4.1
Monday, February 10, 2014	16:10	0:10	62	73	64	59	1110	8.9	300	-11		1.7	5.2
Monday, February 10, 2014	16:20	0:10	61	72	64	51	1017	8.6	305	-12		1.5	3.3
Monday, February 10, 2014	16:30	0:10	58	75	61	42	932	8.6	312	-12		1.3	3.3
Monday, February 10, 2014	16:40	0:10	58	71	62	41	1102	8.8	314	-12		0.7	2.6
Monday, February 10, 2014	16:50	0:10	58	74	62	43	1503	10.3	312	-12		0.7	2.2
Monday, February 10, 2014	17:00	0:10	58	73	62	45	1751	11.0	307	-13		0.6	1.9
Monday, February 10, 2014	17:10	0:10	58	75	61	44	1340	9.5	308	-13		0.7	2.0
Monday, February 10, 2014	17:20	0:10	59	73	63	47	1456	9.8	308	-13		0.9	2.6
Monday, February 10, 2014	17:30	0:10	57	73	60	41	1168	8.9	310	-13		0.6	1.5
Monday, February 10, 2014	17:40	0:10	57	72	61	41	1457	9.8	310	-13		0.7	1.9
Monday, February 10, 2014	17:50	0:10	57	70	61	43	1377	9.4	311	-13		0.7	1.9
Monday, February 10, 2014	18:00	0:10	60	78	62	38	1463	9.8	307	-13		0.7	2.0
Monday, February 10, 2014	18:10	0:10	57	73	61	37	1571	10.1	308	-13		0.9	1.7
Monday, February 10, 2014	18:20	0:10	57	73	60	39	1521	10.0	311	-13		0.6	1.5
Monday, February 10, 2014	18:30	0:10	55	71	59	38	1237	9.2	308	-13		0.2	1.3
Monday, February 10, 2014	18:40	0:10	56	71	60	35	973	8.5	309	-13		0.0	0.9
Monday, February 10, 2014	18:50	0:10	58	77	60	36	1189	9.2	309	-14		0.2	1.1
Monday, February 10, 2014	19:00	0:10	55	68	59	30	1245	9.3	307	-14		0.4	0.7
Monday, February 10, 2014	19:10	0:10	56	71	59	37	1276	9.4	308	-14		0.4	1.9
Monday, February 10, 2014	19:20	0:10	56	73	59	38	1038	8.7	314	-14		0.7	1.9
Monday, February 10, 2014	19:30	0:10	55	69	59	34	951	8.5	308	-14		0.6	1.5
Monday, February 10, 2014	19:40	0:10	55	71	60	37	986	8.6	307	-14		0.4	1.7
Monday, February 10, 2014	19:50	0:10	54	70	59	36	1040	8.8	303	-14		0.0	0.2
Monday, February 10, 2014	20:00	0:10	56	73	59	32	951	8.5	303	-14		0.0	1.1
Monday, February 10, 2014	20:10	0:10	53	69	58	33	1089	8.9	303	-14		0.0	0.0
Monday, February 10, 2014	20:20	0:10	53	69	58	31	917	8.4	305	-15		0.0	0.0
Monday, February 10, 2014	20:30	0:10	56	70	60	36	872	8.1	307	-14		0.0	0.0
Monday, February 10, 2014	20:40	0:10	51	65	56	28	927	8.4	309	-15		0.0	0.0
Monday, February 10, 2014	20:50	0:10	53	69	57	28	946	8.3	304	-15		0.0	0.0
Monday, February 10, 2014	21:00	0:10	51	65	56	35	918	8.1	304	-15		0.0	0.0
Monday, February 10, 2014	21:10	0:10	53	67	58	36	1124	9.1	311	-15		0.0	0.0
Monday, February 10, 2014	21:20	0:10	52	72	56	33	1255	9.5	313	-15		0.0	0.7
Monday, February 10, 2014	21:30	0:10	52	70	56	26	1056	8.7	311	-15		0.0	0.7
Monday, February 10, 2014	21:40	0:10	54	76	56	31	952	8.5	313	-15		0.2	0.9
Monday, February 10, 2014	21:50	0:10	53	69	57	30	1032	8.6	320	-15		0.0	0.6
Monday, February 10, 2014	22:00	0:10	54	70	58	32	1031	8.7	325	-15		0.4	0.9
Monday, February 10, 2014	22:10	0:10	53	67	58	32	981	8.5	325	-15		0.2	0.7
Monday, February 10, 2014	22:20	0:10	51	70	54	28	931	8.3	322	-15		0.0	0.0
Monday, February 10, 2014	22:30	0:10	54	75	57	28	910	8.3	319	-15		0.0	0.0
Monday, February 10, 2014	22:40	0:10	48	68	48	25	794	8.0	317	-15		0.0	0.0
Monday, February 10, 2014	22:50	0:10	52	73	56	30	790	7.9	314	-15		0.0	0.0
Monday, February 10, 2014	23:00	0:10	49	64	53	30	717	7.9	315	-15		0.0	0.0
Monday, February 10, 2014	23:10	0:10	50	69	54	27	565	7.3	317	-15		0.0	0.0
Monday, February 10, 2014	23:20	0:10	51	71	54	26	522	7.2	317	-16		0.0	0.0
Monday, February 10, 2014	23:30	0:10	51	68	55	28	522	7.2	316	-16		0.0	0.0
Monday, February 10, 2014	23:40	0:10	51	78	46	27	449	6.8	316	-16		0.2	0.6
Monday, February 10, 2014	23:50	0:10	49	67	53	29	401	6.5	316	-16		0.2	0.6
Tuesday, February 11, 2014	0:00	0:10	46	65	46	25	383	6.1	318	-16		0.0	0.4
Tuesday, February 11, 2014	0:10	0:10	39	63	33	24	330	5.7	319	-16		0.0	0.4
Tuesday, February 11, 2014	0:20	0:10	40	62	33	24	344	5.8	319	-16		0.0	0.0
Tuesday, February 11, 2014	0:30	0:10	49	73	44	26	330	5.8	320	-16		0.0	0.0
Tuesday, February 11, 2014	0:40	0:10	29	44	31	22	265	5.2	319	-16		0.0	0.0
Tuesday, February 11, 2014	0:50	0:10	42	62	35	26	225	4.9	317	-16		0.0	0.0
Tuesday, February 11, 2014	1:00	0:10	29	37	32	24	282	5.0	320	-16		0.0	0.0
Tuesday, February 11, 2014	1:10	0:10	39	63	33	27	326	5.5	320	-16		0.0	0.2
Tuesday, February 11, 2014	1:20	0:10	41	66	33	27	372	5.7	317	-16		0.0	0.2
Tuesday, February 11, 2014	1:30	0:10	40	64	33	24	439	5.7	314	-16		0.0	0.0
Tuesday, February 11, 2014	1:40	0:10	29	37	31	25	496	5.8	309	-16		0.0	0.0
Tuesday, February 11, 2014	1:50	0:10	41	61	34	27	539	6.5	306	-16		0.0	0.0
Tuesday, February 11, 2014	2:00	0:10	41	62	34	26	14	7.2	303	-16		0.0	0.0
Tuesday, February 11, 2014	2:10	0:10	45	67	39	25	-39	7.2	301	-17		0.0	0.0
Tuesday, February 11, 2014	2:20	0:10	42	65	35	27	-38	7.6	301	-17		0.2	1.1
Tuesday, February 11, 2014	2:30	0:10	41	64	34	27	-39	7.7	301	-17		0.4	1.5
Tuesday, February 11, 2014	2:40	0:10	41	66	35	27	-38	7.5	304	-17		0.4	1.7
Tuesday, February 11, 2014	2:50	0:10	40	65	34	26	-39	7.3	305	-17		0.0	0.6
Tuesday, February 11, 2014	3:00	0:10	41	65	34	28	492	6.6	305	-17		0.4	1.5
Tuesday, February 11, 2014	3:10	0:10	38	61	34	29	731	6.9	306	-17		0.0	0.0
Tuesday, February 11, 2014	3:20	0:10	38	62	33	28	634	6.4	302	-17		0.0	0.0
Tuesday, February 11, 2014	3:30	0:10	50	74	41	27	608	6.7	298	-17		0.0	0.0
Tuesday, February 11, 2014	3:40	0:10	53	78	40	25	514	6.4	297	-17		0.0	0.0
Tuesday, February 11, 2014	3:50	0:10	29	37	32	25	539	6.3	294	-17		0.0	0.0
Tuesday, February 11, 2014	4:00	0:10	46	68	41	26	480	5.9	293	-17		0.0	0.2
Tuesday, February 11, 2014	4:10	0:10	51	73	49	27	524	6.2	291	-17		0.0	1.1
Tuesday, February 11, 2014	4:20	0:10	53	73	54	26	462	5.9	292	-17		0.0	0.2
Tuesday, February 11,													

Table B-5: Location 3 Winter Compliance Evaluation

Date	Time	Duration	Leq	Lmax	L(10)	L(90)	WT E2	WT E2	Onsite Met	Onsite Met	NWS Plymouth	Loc. 6	Loc. 6
	Start Time	(min)	(dBA)	(dBA)	(dBA)	(dBA)	Output (kW)	HH WS (m/s)	WD @ 75m (degrees)	Temp. (°C)	Precip. Obs.	Avg. WS @ 2m (m/s)	Gust WS @ 2m (m/s)
Tuesday, February 11, 2014	4:50	0:10	52	72	52	28	528	6.3	295	-17		0.0	0.4
Tuesday, February 11, 2014	5:00	0:10	52	73	52	25	604	6.6	298	-17		0.0	0.4
Tuesday, February 11, 2014	5:10	0:10	54	75	55	30	810	6.9	298	-17		0.0	0.0
Tuesday, February 11, 2014	5:20	0:10	54	73	57	31	705	6.7	297	-17		0.0	0.0
Tuesday, February 11, 2014	5:30	0:10	56	77	57	31	573	6.2	298	-17		0.0	0.0
Tuesday, February 11, 2014	5:40	0:10	54	72	58	33	446	5.6	298	-17		0.0	0.0
Tuesday, February 11, 2014	5:50	0:10	56	75	58	34	389	5.9	298	-17		0.0	0.0
Tuesday, February 11, 2014	6:00	0:10	75	84	76	72	406	5.9	297	-17		0.0	0.0
Tuesday, February 11, 2014	6:10	0:10	78	80	79	76	525	6.3	297	-17		0.0	0.0
Tuesday, February 11, 2014	6:20	0:10	76	80	77	76	653	6.6	296	-17		0.0	0.0
Tuesday, February 11, 2014	6:30	0:10	77	82	79	76	569	6.3	293	-17		0.0	0.0
Tuesday, February 11, 2014	6:40	0:10	77	84	78	76	424	5.7	295	-18		0.0	0.0
Tuesday, February 11, 2014	6:50	0:10	76	79	77	76	479	5.9	296	-17		0.0	0.0
Tuesday, February 11, 2014	7:00	0:10	78	81	80	77	489	6.0	299	-17		0.0	0.0
Tuesday, February 11, 2014	7:10	0:10	72	82	77	49	475	6.0	297	-17	1	0.0	0.0
Tuesday, February 11, 2014	7:20	0:10	59	76	62	49	841	7.3	299	-17	1	0.0	0.0
Tuesday, February 11, 2014	7:30	0:10	61	77	64	52	1191	7.6	303	-17	1	0.4	0.7
Tuesday, February 11, 2014	7:40	0:10	60	73	63	51	1357	8.1	308	-17	1	0.4	0.9
Tuesday, February 11, 2014	7:50	0:10	62	81	65	51	1697	9.9	309	-16		0.2	0.9
Tuesday, February 11, 2014	8:00	0:10	57	73	61	41	1626	9.5	306	-16		0.2	0.9
Tuesday, February 11, 2014	8:10	0:10	61	78	65	44	1741	9.9	307	-17		0.4	1.3
Tuesday, February 11, 2014	8:20	0:10	58	75	62	40	1171	8.0	306	-16		0.7	1.5
Tuesday, February 11, 2014	8:30	0:10	59	78	63	41	877	7.1	310	-16		0.6	1.7
Tuesday, February 11, 2014	8:40	0:10	58	77	62	39	1157	8.3	311	-15		0.7	1.9
Tuesday, February 11, 2014	8:50	0:10	58	75	62	39	1584	9.8	312	-15		0.6	1.5
Tuesday, February 11, 2014	9:00	0:10	59	78	61	41	1774	10.2	313	-15		0.6	2.0
Tuesday, February 11, 2014	9:10	0:10	60	78	63	45	1684	9.9	310	-15		0.4	1.1
Tuesday, February 11, 2014	9:20	0:10	59	80	63	45	1845	10.5	312	-15		0.7	2.2
Tuesday, February 11, 2014	9:30	0:10	57	73	61	44	1816	10.3	311	-15		1.3	5.2
Tuesday, February 11, 2014	9:40	0:10	57	72	61	42	1833	10.6	307	-15		0.9	2.8
Tuesday, February 11, 2014	9:50	0:10	60	79	63	43	1689	10.7	309	-14		0.9	2.8
Tuesday, February 11, 2014	10:00	0:10	59	76	62	44	1788	11.5	309	-14		1.5	4.1
Tuesday, February 11, 2014	10:10	0:10	59	76	62	46	1665	10.3	310	-14		2.2	5.2
Tuesday, February 11, 2014	10:20	0:10	61	79	64	48	1442	9.9	304	-14		1.7	4.3
Tuesday, February 11, 2014	10:30	0:10	60	76	63	49	1954	12.7	302	-13		1.7	4.1
Tuesday, February 11, 2014	10:40	0:10	62	78	64	46	1918	12.4	307	-13		1.5	4.3
Tuesday, February 11, 2014	10:50	0:10	59	79	62	48	1728	11.3	302	-13		1.3	3.7
Tuesday, February 11, 2014	11:00	0:10	59	78	63	47	1836	11.8	312	-13		1.5	3.2
Tuesday, February 11, 2014	11:10	0:10	58	74	62	45	1939	12.8	300	-13		1.3	3.3
Tuesday, February 11, 2014	11:20	0:10	59	77	63	45	1727	10.9	301	-13		0.9	2.8
Tuesday, February 11, 2014	11:30	0:10	58	79	61	44	1474	9.9	300	-12		0.9	2.8
Tuesday, February 11, 2014	11:40	0:10	59	75	63	46	1172	9.5	294	-12		1.3	3.7
Tuesday, February 11, 2014	11:50	0:10	58	74	62	43	1663	10.6	306	-12		2.0	4.6
Tuesday, February 11, 2014	12:00	0:10	59	78	63	48	1176	9.0	310	-13		1.9	4.3
Tuesday, February 11, 2014	12:10	0:10	58	78	62	45	1274	9.4	315	-13		1.9	3.7
Tuesday, February 11, 2014	12:20	0:10	59	77	62	46	1684	11.0	311	-13		2.2	4.6
Tuesday, February 11, 2014	12:30	0:10	59	73	62	50	1816	12.6	310	-13		2.0	5.2
Tuesday, February 11, 2014	12:40	0:10	58	70	62	50	1857	12.0	311	-13		1.3	4.3
Tuesday, February 11, 2014	12:50	0:10	60	76	63	49	1924	12.7	308	-13		1.5	4.3
Tuesday, February 11, 2014	13:00	0:10	58	75	61	47	1919	12.8	306	-12		2.4	5.4
Tuesday, February 11, 2014	13:10	0:10	58	74	62	46	1932	11.7	298	-12		1.7	5.0
Tuesday, February 11, 2014	13:20	0:10	57	71	61	43	1966	13.1	296	-12		1.5	3.9
Tuesday, February 11, 2014	13:30	0:10	59	76	62	45	1711	11.0	290	-11		1.7	3.2
Tuesday, February 11, 2014	13:40	0:10	59	73	63	46	1609	10.7	301	-11		1.9	5.9
Tuesday, February 11, 2014	13:50	0:10	59	79	62	48	1069	10.9	307	-11		2.2	5.2
Tuesday, February 11, 2014	14:00	0:10	57	73	61	43	-51	11.6	307	-11		1.7	4.4
Tuesday, February 11, 2014	14:10	0:10	60	75	64	46	-39	9.9	297	-11		1.9	5.2
Tuesday, February 11, 2014	14:20	0:10	59	74	63	48	-26	10.9	304	-11		1.7	4.8
Tuesday, February 11, 2014	14:30	0:10	61	81	63	45	-25	11.6	313	-12		1.1	3.7
Tuesday, February 11, 2014	14:40	0:10	60	76	63	45	-24	11.3	310	-13		1.3	4.3
Tuesday, February 11, 2014	14:50	0:10	60	77	64	49	-23	12.2	309	-13		1.3	3.2
Tuesday, February 11, 2014	15:00	0:10	60	79	63	44	86	12.0	319	-12		1.3	3.3
Tuesday, February 11, 2014	15:10	0:10	61	79	64	45	-41	10.9	314	-12		1.7	3.3
Tuesday, February 11, 2014	15:20	0:10	61	86	62	41	-40	11.0	308	-12		1.7	5.4
Tuesday, February 11, 2014	15:30	0:10	61	78	65	48	-39	10.4	306	-12		1.5	3.7
Tuesday, February 11, 2014	15:40	0:10	61	79	64	45	-38	11.0	311	-12		2.0	4.8
Tuesday, February 11, 2014	15:50	0:10	59	74	63	47	-39	12.4	308	-13		1.7	4.8
Tuesday, February 11, 2014	16:00	0:10	59	78	62	46	1467	12.2	307	-13		1.9	5.2
Tuesday, February 11, 2014	16:10	0:10	61	79	64	47	1924	12.7	308	-13		1.7	4.3
Tuesday, February 11, 2014	16:20	0:10	60	77	63	48	1995	13.3	306	-13		1.3	3.0
Tuesday, February 11, 2014	16:30	0:10	59	77	63	42	1722	10.9	314	-13		1.3	3.7
Tuesday, February 11, 2014	16:40	0:10	60	79	64	43	1917	11.9	317	-14		0.7	3.5
Tuesday, February 11, 2014	16:50	0:10	60	76	63	45	1624	10.6	307	-14		1.1	2.8
Tuesday, February 11, 2014	17:00	0:10	59	71	62	53	1622	10.7	308	-14		0.9	2.4
Tuesday, February 11, 2014	17:10	0:10	59	74	63	46	1810	11.1	309	-14		0.9	3.2
Tuesday, February 11, 2014	17:20	0:10	58	73	62	46	1638	10.5	311	-15		0.6	1.9
Tuesday, February 11, 2014	17:30	0:10	57	73	61	40	1473	9.9	313	-15		0.7	2.8
Tuesday, February 11, 2014	17:40	0:10	58	73	62	45	1179	9.2	320	-15		1.1	3.5
Tuesday, February 11, 2014	17:50	0:10	58	69	62	40	1073	8.9	322	-15		1.3	3.2
Tuesday, February 11, 2014	18:00	0:10	59	78	61	42	1184	9.3	324	-15		0.9	2.2
Tuesday, February 11, 2014	18:10	0:10	54	70	58	34	1222	9.3	323	-15		1.1	3.2
Tuesday, February 11, 2014	18:20	0:10	55	73	59	37	1164	9.2	323	-15		0.9	2.4
Tuesday, February 11, 2014	18:30	0:10	55	70	59	38	1155	9.1	324	-16		1.3	3.5
Tuesday, February 11, 2014	18:40	0:10	57	75	60	40	1285	9.5	322	-16		1.1	2.6
Tuesday, February 11, 2014	18:50	0:10	56	73	60	39	1171	9.4	323	-16		0.7	1.9
Tuesday, February 11, 2014	19:00	0:10	55	69	59	37	1598	10.4	320	-16		0.9	4.8
Tuesday, February 11, 2014	19:10	0:10	54	70	58	35	1880	11.6	319	-16		0.7	2.4
Tuesday, February 11, 2014	19:20	0:10	53	71	57	33	1676	10.6	321	-16		0.7	2.8
Tuesday, February 11, 2014	19:30	0:10	53	71	57	33	1703	10.5	321	-16		0.7	3.0
Tuesday, February 11, 2014	19:40	0:10	57	79	59	37	1403	9.7	324	-17		0.7	3.5
Tuesday, February 11, 2014	19:50	0:10	54	67	58	39	1534	10.0	319	-17		0.9	2.6
Tuesday, February 11, 2014	20:00	0:10	54	73	57	42	1256	9.4	316	-17		1.3	3.9
Tuesday, February 11, 2014	20:10	0:10	54	71	58	42	1543	10.7	319	-18		1.3	3.2
Tuesday, February 11, 2014	20:20	0:10	54	73	57	40	1479	9.9	319	-18		1.3	3.7
Tuesday, February 11, 2014	20:30	0:10	52	68	56	39	1006	8.4	325	-18		1.5	4.6
Tuesday, February 11, 2014	20:40	0:10	53	66	57	39	429	6.7	329	-18		1.1	3.2
Tuesday, February 11, 2014	20:50	0:10	53	74	55	39	765	8.0	328	-18		1.1	3.2
Tuesday, February 11, 2014	21:00	0:10	55	73	58	39	1263	9.5	330	-18		1.3	4.6
Tuesday, February 11, 2014	21:10	0:10	51	70	55	37	1062	8.8	326	-18		1.1	3.2
Tuesday, February 11, 2014	21:20	0:10	54	76	57								

Table B-5: Location 3 Winter Compliance Evaluation

Date	Time	Duration	Leq	Lmax	L(10)	L(90)	WT E2	WT E2	Onsite Met	Onsite Met	NWS Plymouth	Loc. 6	Loc. 6
	Start Time	(min)	(dBA)	(dBA)	(dBA)	(dBA)	Output (kW)	HH WS (m/s)	WD @ 75m (degrees)	Temp. (°C)	Precip. Obs.	Avg. WS @ 2m (m/s)	Gust WS @ 2m (m/s)
Tuesday, February 11, 2014	21:50	0:10	51	70	55	29	510	6.8	326	-19		1.1	3.2
Tuesday, February 11, 2014	22:00	0:10	47	66	49	29	1226	9.6	329	-19		1.1	3.3
Tuesday, February 11, 2014	22:10	0:10	55	82	55	34	1985	13.5	324	-19		1.3	3.3
Tuesday, February 11, 2014	22:20	0:10	46	65	48	27	1582	10.1	331	-19		1.5	3.9
Tuesday, February 11, 2014	22:30	0:10	49	72	50	28	1440	9.7	337	-19		1.7	3.7
Tuesday, February 11, 2014	22:40	0:10	49	68	52	29	1638	10.5	332	-19		0.9	3.5
Tuesday, February 11, 2014	22:50	0:10	49	70	49	28	1673	9.9	332	-19		0.4	2.8
Tuesday, February 11, 2014	23:00	0:10	45	68	42	30	1630	10.3	328	-19		0.2	1.3
Tuesday, February 11, 2014	23:10	0:10	47	66	48	32	1630	10.5	329	-19		0.2	2.2
Tuesday, February 11, 2014	23:20	0:10	49	66	53	32	1370	9.6	328	-19		0.7	2.0
Tuesday, February 11, 2014	23:30	0:10	47	66	47	30	1227	9.3	329	-19		0.6	1.5
Tuesday, February 11, 2014	23:40	0:10	44	68	42	27	891	8.3	333	-19		0.7	2.4
Tuesday, February 11, 2014	23:50	0:10	31	51	32	27	826	8.1	330	-20		1.5	4.3
Wednesday, February 12, 2014	0:00	0:10	46	65	49	29	959	8.5	329	-20		1.5	3.5
Wednesday, February 12, 2014	0:10	0:10	42	64	39	30	1965	12.5	326	-20		1.1	3.0
Wednesday, February 12, 2014	0:20	0:10	44	63	46	31	1946	11.6	327	-20		1.3	2.6
Wednesday, February 12, 2014	0:30	0:10	45	66	45	34	1729	10.8	323	-20		1.3	2.6
Wednesday, February 12, 2014	0:40	0:10	38	57	38	30	1697	10.8	322	-20		1.7	3.7
Wednesday, February 12, 2014	0:50	0:10	47	70	47	33	1952	12.5	318	-20		1.5	4.8
Wednesday, February 12, 2014	1:00	0:10	46	69	44	32	1698	10.2	319	-20		1.5	3.9
Wednesday, February 12, 2014	1:10	0:10	48	67	45	34	1898	11.6	317	-20		1.3	3.7
Wednesday, February 12, 2014	1:20	0:10	46	64	49	38	1828	11.2	319	-20		1.3	3.0
Wednesday, February 12, 2014	1:30	0:10	44	66	45	34	1725	10.7	323	-20		1.5	3.3
Wednesday, February 12, 2014	1:40	0:10	47	69	47	33	1791	11.0	320	-20		1.5	3.3
Wednesday, February 12, 2014	1:50	0:10	42	61	44	35	1463	10.5	321	-20		1.3	3.3
Wednesday, February 12, 2014	2:00	0:10	38	55	40	32	-51	10.2	322	-20		1.1	2.4
Wednesday, February 12, 2014	2:10	0:10	43	60	45	34	-45	11.3	319	-20		0.9	3.9
Wednesday, February 12, 2014	2:20	0:10	50	74	47	35	-27	11.0	322	-20		0.9	2.8
Wednesday, February 12, 2014	2:30	0:10	46	62	48	38	-24	12.6	317	-20		1.1	2.6
Wednesday, February 12, 2014	2:40	0:10	43	65	45	36	-24	11.7	317	-20		1.1	2.8
Wednesday, February 12, 2014	2:50	0:10	42	56	45	35	-24	11.5	319	-20		0.9	2.2
Wednesday, February 12, 2014	3:00	0:10	41	61	44	34	1240	10.5	321	-19		0.9	2.2
Wednesday, February 12, 2014	3:10	0:10	43	62	47	34	1343	9.3	321	-19		1.3	2.6
Wednesday, February 12, 2014	3:20	0:10	45	57	47	40	1771	10.7	319	-19		0.9	3.0
Wednesday, February 12, 2014	3:30	0:10	47	64	50	40	1972	12.2	316	-20		0.9	2.6
Wednesday, February 12, 2014	3:40	0:10	45	65	48	36	1964	11.9	319	-19		1.5	3.7
Wednesday, February 12, 2014	3:50	0:10	46	67	47	37	1957	11.9	323	-19		1.3	3.0
Wednesday, February 12, 2014	4:00	0:10	47	65	49	36	1859	11.5	320	-19		1.1	4.1
Wednesday, February 12, 2014	4:10	0:10	47	71	46	34	1808	11.0	322	-19		1.5	4.6
Wednesday, February 12, 2014	4:20	0:10	53	75	55	36	1684	10.3	316	-20		1.5	4.4
Wednesday, February 12, 2014	4:30	0:10	42	62	45	32	1699	10.6	313	-20		1.3	3.2
Wednesday, February 12, 2014	4:40	0:10	50	67	52	34	1902	11.4	315	-20		0.9	2.8
Wednesday, February 12, 2014	4:50	0:10	53	75	55	39	1799	11.0	320	-20		0.9	3.3
Wednesday, February 12, 2014	5:00	0:10	53	71	57	35	1674	10.5	321	-19		1.1	3.0
Wednesday, February 12, 2014	5:10	0:10	52	76	53	33	1692	10.2	324	-19		0.9	3.2
Wednesday, February 12, 2014	5:20	0:10	59	79	61	36	1696	10.3	330	-19		0.9	2.4
Wednesday, February 12, 2014	5:30	0:10	57	76	59	33	1210	8.9	324	-19		0.7	2.2
Wednesday, February 12, 2014	5:40	0:10	56	74	60	33	876	8.2	321	-20		1.5	4.6
Wednesday, February 12, 2014	5:50	0:10	56	72	60	37	925	8.4	320	-20		1.5	3.9
Wednesday, February 12, 2014	6:00	0:10	56	73	60	37	865	8.1	324	-20		1.5	4.4
Wednesday, February 12, 2014	6:10	0:10	59	80	61	31	615	7.3	324	-20		1.1	3.3
Wednesday, February 12, 2014	6:20	0:10	58	78	62	39	784	7.6	327	-20		1.3	2.8
Wednesday, February 12, 2014	6:30	0:10	59	74	62	36	775	7.8	329	-19		1.5	3.5
Wednesday, February 12, 2014	6:40	0:10	62	79	65	44	495	6.8	333	-19		1.1	3.3
Wednesday, February 12, 2014	6:50	0:10	61	75	65	44	364	5.8	330	-19		0.9	3.3
Wednesday, February 12, 2014	7:00	0:10	58	71	62	40	267	5.7	320	-19		0.9	2.0
Wednesday, February 12, 2014	7:10	0:10	61	80	65	45	415	6.4	326	-19		0.9	2.2
Wednesday, February 12, 2014	7:20	0:10	59	75	63	44	562	7.1	323	-19		0.7	2.0
Wednesday, February 12, 2014	7:30	0:10	61	76	64	49	383	6.3	323	-19		0.7	1.5
Wednesday, February 12, 2014	7:40	0:10	61	76	65	50	252	5.3	327	-18		0.7	1.9
Wednesday, February 12, 2014	7:50	0:10	60	74	64	50	102	4.7	343	-18		0.9	2.0
Wednesday, February 12, 2014	8:00	0:10	60	74	63	48	98	4.7	360	-17		0.9	2.6
Wednesday, February 12, 2014	8:10	0:10	60	78	63	45	22	3.4	10	-17		1.5	3.2
Wednesday, February 12, 2014	8:20	0:10	61	78	64	42	-4	3.5	6	-16		1.1	2.8
Wednesday, February 12, 2014	8:30	0:10	58	72	62	44	37	4.1	21	-14		0.9	2.0
Wednesday, February 12, 2014	8:40	0:10	60	76	63	43	-29	2.5	29	-13		0.9	2.2
Wednesday, February 12, 2014	8:50	0:10	60	77	63	45	-41	1.7	24	-12		0.7	2.4
Wednesday, February 12, 2014	9:00						-39	2.2	35	-11		0.4	0.9
Wednesday, February 12, 2014	9:10						-39	1.3	41	-11		0.7	1.9
Wednesday, February 12, 2014	9:20						-39	1.4	34	-10		0.9	2.0
Wednesday, February 12, 2014	9:30						-39	1.6	34	-10		0.9	2.2
Wednesday, February 12, 2014	9:40	0:10	60	85	63	45	-38	2.5	34	-10		0.9	2.6
Wednesday, February 12, 2014	9:50	0:10	58	74	62	43	-34	2.5	43	-10		0.6	1.5
Wednesday, February 12, 2014	10:00	0:10	59	77	62	44	-22	2.2	85	-9		0.4	1.9
Wednesday, February 12, 2014	10:10	0:10	60	78	63	39	-20	0.9	119	-9		0.6	1.9
Wednesday, February 12, 2014	10:20	0:10	59	78	62	40	-20	1.1	124	-9		0.7	1.9
Wednesday, February 12, 2014	10:30	0:10	59	75	62	38	-20	1.3	166	-9		0.9	2.6
Wednesday, February 12, 2014	10:40	0:10	59	76	63	45	-20	1.0	207	-9		0.6	1.7
Wednesday, February 12, 2014	10:50	0:10	57	75	61	37	-23	1.2	207	-8		0.7	2.2
Wednesday, February 12, 2014	11:00	0:10	58	78	61	38	-21	1.0	186	-9		0.4	1.9
Wednesday, February 12, 2014	11:10	0:10	59	78	62	40	-20	1.4	181	-8		0.6	1.5
Wednesday, February 12, 2014	11:20	0:10	58	77	62	39	-20	1.8	190	-8		0.4	1.5
Wednesday, February 12, 2014	11:30	0:10	58	76	62	38	-20	1.9	180	-7		0.6	1.3
Wednesday, February 12, 2014	11:40	0:10	59	74	63	44	-20	2.0	190	-7		0.7	1.7
Wednesday, February 12, 2014	11:50	0:10	62	86	62	44	-20	2.1	194	-7		0.7	2.0
Wednesday, February 12, 2014	12:00	0:10	59	76	62	39	-20	1.6	204	-7		0.7	1.7
Wednesday, February 12, 2014	12:10	0:10	60	78	63	41	-20	1.2	193	-7		0.7	2.2
Wednesday, February 12, 2014	12:20	0:10	59	79	62	42	-20	1.2	192	-6		0.7	1.7
Wednesday, February 12, 2014	12:30	0:10	59	76	62	40	-20	1.5	179	-6		0.9	2.4
Wednesday, February 12, 2014	12:40	0:10	58	73	62	41	-20	2.6	179	-6		0.9	1.9
Wednesday, February 12, 2014	12:50	0:10	58	74	62	35	-20	2.0	177	-6		1.3	3.3
Wednesday, February 12, 2014	13:00	0:10	61	78	64	44	-22	2.8	177	-6		0.6	1.9
Wednesday, February 12, 2014	13:10	0:10	60	85	63	46	-23	3.2	176	-6		0.9	2.6
Wednesday, February 12, 2014	13:20	0:10	59	76	63	43	14	3.8	174	-6		1.3	4.3
Wednesday, February 12, 2014	13:30	0:10	60	74	64	44	-41	2.1	174	-6		0.9	1.9
Wednesday, February 12, 2014	13:40	0:10	58	72	62	45	-39	1.8	176	-6		0.7	3.2
Wednesday, February 12, 2014	13:50	0:10	60	77	63	44	-31	2.3	173	-6		1.1	2.6
Wednesday, February 12, 2014	14:00	0:10	62	80	65	45	-28	3.0	170	-6		0.9	2.4
Wednesday, February 12, 2014	14:10	0:10	61	74	64	46	-41	3.3	165	-6		0.9	2.4
Wednesday, February 12, 2014	14:20	0:10	60	75	63	42	-39	3.9	157	-6		1.1	2.2
Wednesday, February 12, 2014	14:30	0:10	60	76	63	42	-40	3.5	156	-6		0.7	2.6
Wednesday, February 12, 2014	14:40	0:10	59										

Table B-5: Location 3 Winter Compliance Evaluation

Date	Time	Duration	Leq	Lmax	L(10)	L(90)	WT E2	WT E2	Onsite Met	Onsite Met	NWS Plymouth	Loc. 6	Loc. 6
	Start Time	(min)	(dBA)	(dBA)	(dBA)	(dBA)	Output (kW)	HH WS (m/s)	WD @ 75m (degrees)	Temp. (°C)	Precip. Obs.	Avg. WS @ 2m (m/s)	Gust WS @ 2m (m/s)
Wednesday, February 12, 2014	14:50	0:10	59	78	62	41	-40	4.9	160	-6		1.5	3.2
Wednesday, February 12, 2014	15:00	0:10	60	78	64	44	-37	4.2	163	-6		1.5	3.3
Wednesday, February 12, 2014	15:10	0:10	60	80	63	44	-27	5.1	158	-6		0.7	2.8
Wednesday, February 12, 2014	15:20	0:10	61	74	65	46	-20	5.0	161	-6		0.6	1.9
Wednesday, February 12, 2014	15:30	0:10	62	80	65	46	-13	4.0	163	-6		0.7	2.2
Wednesday, February 12, 2014	15:40	0:10	60	73	64	43	-34	4.0	163	-7		0.7	2.0
Wednesday, February 12, 2014	15:50	0:10	59	74	63	47	-33	4.6	160	-7		0.6	1.7
Wednesday, February 12, 2014	16:00	0:10	60	79	63	42	-37	5.2	157	-7		0.7	1.9
Wednesday, February 12, 2014	16:10	0:10	62	79	65	45	7	4.4	157	-8		1.1	2.4
Wednesday, February 12, 2014	16:20	0:10	61	79	64	46	-16	4.9	151	-8		0.9	2.0
Wednesday, February 12, 2014	16:30	0:10	61	78	64	50	-29	4.6	148	-8		0.7	1.9
Wednesday, February 12, 2014	16:40	0:10	60	75	64	46	-14	5.2	145	-8		0.6	1.9
Wednesday, February 12, 2014	16:50	0:10	62	76	65	50	-25	4.8	146	-8		0.2	1.3
Wednesday, February 12, 2014	17:00	0:10	61	75	65	48	-29	4.3	148	-9		0.0	0.2
Wednesday, February 12, 2014	17:10	0:10	60	77	63	49	-31	4.6	148	-9		0.0	0.0
Wednesday, February 12, 2014	17:20	0:10	61	74	64	43	-25	5.1	152	-9		0.0	0.0
Wednesday, February 12, 2014	17:30	0:10	59	74	63	45	-23	5.1	155	-9		0.0	0.0
Wednesday, February 12, 2014	17:40	0:10	58	78	62	41	-22	4.8	152	-9		0.6	1.9
Wednesday, February 12, 2014	17:50	0:10	58	72	62	43	-23	4.8	148	-10		0.7	1.1
Wednesday, February 12, 2014	18:00	0:10	59	75	63	47	10	5.3	151	-10		0.6	1.1
Wednesday, February 12, 2014	18:10	0:10	59	78	63	41	12	5.7	150	-10		0.6	0.9
Wednesday, February 12, 2014	18:20	0:10	57	73	61	39	10	6.0	151	-10		0.6	1.3
Wednesday, February 12, 2014	18:30	0:10	59	75	62	42	-25	5.9	152	-10		0.7	1.3
Wednesday, February 12, 2014	18:40	0:10	59	76	62	40	-16	6.0	156	-10		0.2	0.7
Wednesday, February 12, 2014	18:50	0:10	58	81	61	36	-16	6.7	155	-10		0.0	0.0
Wednesday, February 12, 2014	19:00	0:10	56	74	61	38	595	7.8	158	-10		0.0	0.0
Wednesday, February 12, 2014	19:10	0:10	56	70	60	37	395	6.2	158	-10		0.0	0.9
Wednesday, February 12, 2014	19:20	0:10	57	73	61	41	238	5.2	156	-10		0.6	1.1
Wednesday, February 12, 2014	19:30	0:10	55	69	60	36	261	5.5	157	-10		0.7	1.5
Wednesday, February 12, 2014	19:40	0:10	56	73	59	36	264	5.6	157	-10		0.4	0.9
Wednesday, February 12, 2014	19:50	0:10	67	87	66	41	376	6.0	159	-11		0.6	1.1
Wednesday, February 12, 2014	20:00	0:10	72	93	78	42	244	5.3	161	-11		0.6	1.1
Wednesday, February 12, 2014	20:10	0:10	59	78	62	32	216	5.2	159	-11		0.2	0.9
Wednesday, February 12, 2014	20:20	0:10	56	75	60	38	210	5.2	160	-11		0.0	0.6
Wednesday, February 12, 2014	20:30	0:10	57	78	59	31	270	5.6	162	-11		0.0	0.0
Wednesday, February 12, 2014	20:40	0:10	56	70	60	34	272	5.6	163	-11		0.0	0.0
Wednesday, February 12, 2014	20:50	0:10	55	71	59	36	111	4.4	164	-11		0.0	0.0
Wednesday, February 12, 2014	21:00	0:10	53	68	58	31	149	4.9	165	-11		0.0	0.7
Wednesday, February 12, 2014	21:10	0:10	53	67	57	34	139	4.7	166	-11		0.2	0.7
Wednesday, February 12, 2014	21:20	0:10	53	68	56	33	151	5.0	165	-11		0.0	0.2
Wednesday, February 12, 2014	21:30	0:10	53	69	58	34	173	5.1	160	-11		0.0	0.0
Wednesday, February 12, 2014	21:40	0:10	54	71	58	32	55	4.3	159	-11		0.0	0.0
Wednesday, February 12, 2014	21:50	0:10	54	74	57	34	2	3.6	159	-11		0.0	0.0
Wednesday, February 12, 2014	22:00	0:10	52	69	56	29	58	4.2	156	-12		0.0	0.0
Wednesday, February 12, 2014	22:10	0:10	53	69	57	29	122	4.7	164	-12		0.0	0.0
Wednesday, February 12, 2014	22:20	0:10	53	72	55	28	-4	3.4	169	-12		0.0	0.0
Wednesday, February 12, 2014	22:30	0:10	52	67	55	29	-26	3.3	171	-12		0.2	0.6
Wednesday, February 12, 2014	22:40	0:10	49	69	52	29	28	3.9	167	-12		0.0	0.2
Wednesday, February 12, 2014	22:50	0:10	48	67	50	28	65	4.2	163	-11		0.0	0.0
Wednesday, February 12, 2014	23:00	0:10	47	62	49	29	53	4.3	170	-11		0.0	0.0
Wednesday, February 12, 2014	23:10	0:10	47	66	47	26	-37	3.9	171	-11		0.0	0.0
Wednesday, February 12, 2014	23:20	0:10	50	69	51	26	-35	4.0	168	-11		0.0	0.0
Wednesday, February 12, 2014	23:30	0:10	50	69	54	28	-3	4.2	159	-12		0.0	0.0
Wednesday, February 12, 2014	23:40	0:10	47	67	44	28	26	4.0	160	-12		0.0	0.0
Wednesday, February 12, 2014	23:50	0:10	46	66	46	23	2	3.6	160	-11		0.0	0.0
Thursday, February 13, 2014	0:00	0:10	54	82	49	25	-22	3.2	161	-11		0.0	0.0
Thursday, February 13, 2014	0:10	0:10	47	66	48	26	8	3.7	154	-11		0.2	0.6
Thursday, February 13, 2014	0:20	0:10	26	33	29	23	31	4.2	155	-12		0.2	0.7
Thursday, February 13, 2014	0:30	0:10	45	68	41	24	-7	3.5	157	-12		0.0	0.0
Thursday, February 13, 2014	0:40	0:10	49	75	42	23	12	3.7	162	-12		0.0	0.2
Thursday, February 13, 2014	0:50	0:10	28	41	30	23	29	4.1	156	-12		0.0	0.0
Thursday, February 13, 2014	1:00	0:10	45	67	42	26	46	4.3	154	-12		0.0	0.0
Thursday, February 13, 2014	1:10	0:10	29	46	31	24	50	4.4	158	-12		0.0	0.0
Thursday, February 13, 2014	1:20	0:10	27	35	29	21	59	4.3	159	-12		0.0	0.0
Thursday, February 13, 2014	1:30	0:10	38	63	32	23	73	4.4	160	-12		0.0	0.0
Thursday, February 13, 2014	1:40	0:10	42	65	38	26	21	4.0	163	-12		0.2	0.7
Thursday, February 13, 2014	1:50	0:10	44	67	33	25	-14	3.4	167	-12		0.0	0.6
Thursday, February 13, 2014	2:00	0:10	43	62	42	24	-38	3.4	172	-12		0.0	0.0
Thursday, February 13, 2014	2:10	0:10	49	73	43	26	-36	5.3	174	-12		0.0	0.0
Thursday, February 13, 2014	2:20	0:10	29	38	32	25	-35	5.3	178	-13		0.0	0.0
Thursday, February 13, 2014	2:30	0:10	46	65	45	29	-35	3.3	190	-12		0.0	0.0
Thursday, February 13, 2014	2:40	0:10	26	34	28	21	-35	1.9	184	-11		0.2	0.7
Thursday, February 13, 2014	2:50	0:10	27	35	30	21	-34	2.4	181	-11		0.2	0.7
Thursday, February 13, 2014	3:00	0:10	40	64	32	22	-33	2.5	184	-11		0.6	0.9
Thursday, February 13, 2014	3:10	0:10	27	36	30	20	-32	2.4	186	-11		0.0	0.4
Thursday, February 13, 2014	3:20	0:10	47	69	43	27	-32	2.7	186	-10		0.0	0.6
Thursday, February 13, 2014	3:30	0:10	29	40	31	25	-32	2.8	181	-10		0.0	0.0
Thursday, February 13, 2014	3:40	0:10	45	68	38	25	-31	2.6	176	-10		0.0	0.0
Thursday, February 13, 2014	3:50	0:10	53	77	44	26	-32	3.5	173	-10		0.0	0.0
Thursday, February 13, 2014	4:00	0:10	46	70	37	25	-32	4.0	166	-10		0.6	1.1
Thursday, February 13, 2014	4:10	0:10	44	66	37	26	23	4.0	164	-10		0.6	0.9
Thursday, February 13, 2014	4:20	0:10	55	75	56	25	86	4.3	164	-10		0.4	1.3
Thursday, February 13, 2014	4:30	0:10	53	74	52	28	99	4.6	160	-10		0.0	0.4
Thursday, February 13, 2014	4:40	0:10	51	75	49	26	178	5.1	148	-10		0.6	0.9
Thursday, February 13, 2014	4:50	0:10	46	70	43	26	213	5.4	148	-10		0.2	0.7
Thursday, February 13, 2014	5:00	0:10	54	77	55	27	134	4.9	151	-10		0.4	0.9
Thursday, February 13, 2014	5:10	0:10	53	76	54	27	117	5.0	142	-11		0.4	0.9
Thursday, February 13, 2014	5:20	0:10	53	72	55	29	158	5.1	131	-11		0.6	0.9
Thursday, February 13, 2014	5:30	0:10	54	71	57	29	144	5.3	130	-12		0.0	0.4
Thursday, February 13, 2014	5:40	0:10	55	77	58	29	97	4.9	122	-12		0.0	0.0
Thursday, February 13, 2014	5:50	0:10	57	75	59	27	75	4.7	128	-12		0.0	0.0
Thursday, February 13, 2014	6:00	0:10	57	74	59	33	59	4.5	124	-12		0.2	0.7
Thursday, February 13, 2014	6:10	0:10	56	74	60	30	44	4.2	123	-11		0.2	0.6
Thursday, February 13, 2014	6:20	0:10	55	73	58	31	32	4.1	119	-11		0.0	0.0
Thursday, February 13, 2014	6:30	0:10	59	75	63	36	75	4.5	109	-11		0.0	0.4
Thursday, February 13, 2014	6:40	0:10	59	74	63	41	113	4.8	116	-11		0.4	0.7
Thursday, February 13, 2014	6:50	0:10	59	76	63	39	84	4.6	114	-11		0.0	0.6
Thursday, February 13, 2014	7:00	0:03	63	81	65	50	127	5.0	113	-11		0.0	0.4
Thursday, February 13, 2014	7:10						106	4.8	106	-11		0.0	0.0
Thursday, February 13, 2014	7:20						108	4.8	112	-11		0.0	0.7
Thursday, February 13, 2014	7:30						58	4.4	109	-11		0.0	0.4
Thursday, February 13, 2014	7:40						65	4.4	99	-10		0.0	0.2

Table B-5: Location 3 Winter Compliance Evaluation

Date	Time	Duration	Leq	Lmax	L(10)	L(90)	WT E2	WT E2	Onsite Met	Onsite Met	NWS Plymouth	Loc. 6	Loc. 6
	Start Time	(min)	(dBA)	(dBA)	(dBA)	(dBA)	Output (kW)	HH WS (m/s)	WD @ 75m (degrees)	Temp. (°C)	Precip. Obs.	Avg. WS @ 2m (m/s)	Gust WS @ 2m (m/s)
Thursday, February 13, 2014	7:50						65	4.5	101	-10		0.0	0.0
Thursday, February 13, 2014	8:00						65	4.4	105	-10		0.0	0.6
Thursday, February 13, 2014	8:10						59	4.5	106	-10		0.2	0.9
Thursday, February 13, 2014	8:20						109	4.8	89	-10		0.0	0.6
Thursday, February 13, 2014	8:30						115	5.0	88	-10		0.2	1.1
Thursday, February 13, 2014	8:40						118	4.9	94	-10		0.4	0.9
Thursday, February 13, 2014	8:50						53	4.2	100	-10		0.2	0.9
Thursday, February 13, 2014	9:00						94	4.7	102	-10		0.0	0.4
Thursday, February 13, 2014	9:10						145	5.2	92	-9		0.0	1.3
Thursday, February 13, 2014	9:20						189	5.5	90	-9		0.4	1.3
Thursday, February 13, 2014	9:30						168	5.5	86	-9		0.6	1.3
Thursday, February 13, 2014	9:40						163	5.4	82	-9		0.4	1.1
Thursday, February 13, 2014	9:50						156	5.3	84	-9		0.4	1.3
Thursday, February 13, 2014	10:00						123	4.9	75	-8		0.4	1.5
Thursday, February 13, 2014	10:10						129	4.9	73	-8		0.0	0.9
Thursday, February 13, 2014	10:20						159	5.3	77	-8		0.6	1.9
Thursday, February 13, 2014	10:30						229	5.8	82	-8	1	0.4	1.5
Thursday, February 13, 2014	10:40						292	6.2	82	-8	1	0.0	0.0
Thursday, February 13, 2014	10:50						347	6.6	79	-8	1	0.0	0.7
Thursday, February 13, 2014	11:00						287	6.1	79	-8	1	0.4	1.1
Thursday, February 13, 2014	11:10						340	6.4	79	-8	1	0.2	1.3
Thursday, February 13, 2014	11:20						345	6.4	82	-8	1	0.6	1.9
Thursday, February 13, 2014	11:30						333	6.2	82	-7	1	0.4	1.3
Thursday, February 13, 2014	11:40						270	5.8	81	-7	1	0.4	1.3
Thursday, February 13, 2014	11:50						230	5.6	80	-7	1	0.6	1.9
Thursday, February 13, 2014	12:00						282	6.1	78	-7	1	0.2	1.1
Thursday, February 13, 2014	12:10						414	6.7	77	-7	1	0.4	1.1
Thursday, February 13, 2014	12:20						272	6.0	77	-8	1	0.9	2.2
Thursday, February 13, 2014	12:30						260	6.1	75	-7	1	1.1	2.2
Thursday, February 13, 2014	12:40						370	6.5	73	-7	1	1.1	3.0
Thursday, February 13, 2014	12:50						454	6.9	73	-7	1	0.9	2.2
Thursday, February 13, 2014	13:00						863	8.2	69	-7	1	0.4	1.5
Thursday, February 13, 2014	13:10						839	8.0	64	-7	1	1.1	4.4
Thursday, February 13, 2014	13:20						800	8.0	67	-7	1	0.6	2.0
Thursday, February 13, 2014	13:30						1008	8.8	68	-7	1	0.6	1.9
Thursday, February 13, 2014	13:40						1367	9.8	64	-7	1	0.9	2.4
Thursday, February 13, 2014	13:50						1423	10.2	62	-7	1	0.7	1.9
Thursday, February 13, 2014	14:00						-2	8.7	64	-7	1	1.3	3.9
Thursday, February 13, 2014	14:10						-33	7.2	64	-7	1	0.7	2.4
Thursday, February 13, 2014	14:20						-38	8.0	62	-6	1	0.9	3.2
Thursday, February 13, 2014	14:30						-38	8.4	56	-6	1	1.1	2.8
Thursday, February 13, 2014	14:40						-39	10.0	58	-6	1	1.3	3.3
Thursday, February 13, 2014	14:50						-38	10.3	57	-6	1	0.9	2.2
Thursday, February 13, 2014	15:00						1058	9.3	53	-6	1	1.1	3.2
Thursday, February 13, 2014	15:10						1116	8.8	52	-6	1	1.1	2.8
Thursday, February 13, 2014	15:20						1488	10.7	53	-6	1	1.1	2.6
Thursday, February 13, 2014	15:30						1553	10.4	53	-5	1	0.7	2.2
Thursday, February 13, 2014	15:40						1230	8.8	51	-5	1	1.1	2.4
Thursday, February 13, 2014	15:50						1138	8.7	48	-5	1	0.9	2.4
Thursday, February 13, 2014	16:00						1239	9.3	48	-5	1	0.9	3.2
Thursday, February 13, 2014	16:10						1225	9.5	48	-5	1	1.1	2.6
Thursday, February 13, 2014	16:20						1356	9.6	45	-5	1	0.9	2.0
Thursday, February 13, 2014	16:30						1327	9.4	43	-5	1	0.7	2.8
Thursday, February 13, 2014	16:40						1355	9.4	38	-5	1	0.4	2.0
Thursday, February 13, 2014	16:50						1294	9.1	38	-5	1	0.6	2.4
Thursday, February 13, 2014	17:00						1009	8.4	39	-5	1	0.6	1.7
Thursday, February 13, 2014	17:10						1054	8.4	41	-5	1	0.4	1.7
Thursday, February 13, 2014	17:20						1393	9.3	41	-4	1	0.2	1.3
Thursday, February 13, 2014	17:30						1612	10.5	44	-4	1	0.2	1.1
Thursday, February 13, 2014	17:40						1701	11.2	45	-4	1	0.4	1.7
Thursday, February 13, 2014	17:50						1783	13.0	46	-4	1	0.4	1.5
Thursday, February 13, 2014	18:00						1855	13.5	45	-4	1	0.6	2.6
Thursday, February 13, 2014	18:10						1780	13.0	45	-4	1	0.9	2.6
Thursday, February 13, 2014	18:20						1506	11.8	50	-4	1	0.9	2.4
Thursday, February 13, 2014	18:30						1554	12.1	51	-3	1	0.7	3.7
Thursday, February 13, 2014	18:40						1579	12.5	51	-3	1	0.6	1.9
Thursday, February 13, 2014	18:50						1302	12.0	53	-3	1	0.7	2.2
Thursday, February 13, 2014	19:00						1356	10.4	48	-3	1	0.4	2.0
Thursday, February 13, 2014	19:10						504	13.1	41	-3	1	0.4	1.9
Thursday, February 13, 2014	19:20						1413	10.7	39	-3	1	0.6	1.9
Thursday, February 13, 2014	19:30						1270	9.7	39	-3	1	0.7	2.0
Thursday, February 13, 2014	19:40						1230	10.0	41	-3	1	0.6	1.5
Thursday, February 13, 2014	19:50						1124	9.9	49	-3	1	0.4	1.7
Thursday, February 13, 2014	20:00						1450	11.5	53	-3	1	0.6	1.9
Thursday, February 13, 2014	20:10						1441	10.4	57	-3	1	0.7	2.0
Thursday, February 13, 2014	20:20						1364	10.1	55	-2	1	0.4	1.5
Thursday, February 13, 2014	20:30						1148	9.0	52	-2	1	0.4	1.5
Thursday, February 13, 2014	20:40						967	8.0	49	-2	1	0.6	2.0
Thursday, February 13, 2014	20:50						916	8.2	50	-2	1	0.4	2.0
Thursday, February 13, 2014	21:00						1162	9.2	51	-2	1	0.4	1.3
Thursday, February 13, 2014	21:10						1231	9.7	50	-2	1	0.4	1.3
Thursday, February 13, 2014	21:20						1510	10.5	48	-2	1	0.4	1.5
Thursday, February 13, 2014	21:30						1484	9.9	48	-2	1	0.7	2.0
Thursday, February 13, 2014	21:40						1700	11.0	47	-1	1	0.6	1.7
Thursday, February 13, 2014	21:50						1728	11.5	50	-1	1	0.6	1.7
Thursday, February 13, 2014	22:00						1618	11.1	51	-1	1	0.6	1.9
Thursday, February 13, 2014	22:10						1698	11.2	52	-1	1	0.4	1.3
Thursday, February 13, 2014	22:20						1730	11.7	51	-1	1	0.2	1.3
Thursday, February 13, 2014	22:30						1513	10.6	53	-1	1	0.4	1.1
Thursday, February 13, 2014	22:40						1328	9.7	53	-1	1	0.4	1.3
Thursday, February 13, 2014	22:50						1433	10.3	50	-1	1	0.4	1.1
Thursday, February 13, 2014	23:00						1314	10.0	53	-1	1	0.6	1.9
Thursday, February 13, 2014	23:10						1170	9.5	52	-1	1	0.6	1.5
Thursday, February 13, 2014	23:20						1658	11.4	55	-1	1	0.4	1.5
Thursday, February 13, 2014	23:30						1390	10.5	53	-1	1	0.4	1.1
Thursday, February 13, 2014	23:40						1256	10.0	52	-1	1	0.4	1.5
Thursday, February 13, 2014	23:50						897	8.7	47	-1	1	0.2	0.9
Friday, February 14, 2014	0:00						920	8.7	43	-1	1	0.2	1.1
Friday, February 14, 2014	0:10						1203	9.7	40	-1	1	0.4	1.3
Friday, February 14, 2014	0:20						1056	9.3	40	-1	1	0.6	2.0
Friday, February 14, 2014	0:30						1326	10.3	41	-2	1	0.4	1.3
Friday, February 14, 2014	0:40						1091	9.7	46	-2	1	0.6	1.7

Table B-5: Location 3 Winter Compliance Evaluation

Date	Time	Duration	Leq	Lmax	L(10)	L(90)	WT E2	WT E2	Onsite Met	Onsite Met	NWS Plymouth	Loc. 6	Loc. 6
	Start Time	(min)	(dBA)	(dBA)	(dBA)	(dBA)	Output (kW)	HH WS (m/s)	WD @ 75m (degrees)	Temp. (°C)	Precip. Obs.	Avg. WS @ 2m (m/s)	Gust WS @ 2m (m/s)
Friday, February 14, 2014	0:50						1568	11.3	52	-2		0.4	1.7
Friday, February 14, 2014	1:00						1498	10.9	51	-1		0.6	2.2
Friday, February 14, 2014	1:10						1180	9.5	48	-1		0.7	2.2
Friday, February 14, 2014	1:20						877	8.4	48	-1		0.4	2.4
Friday, February 14, 2014	1:30						865	8.7	46	-1	1	0.4	1.5
Friday, February 14, 2014	1:40						1091	9.2	41	-2	1	0.4	2.0
Friday, February 14, 2014	1:50						1017	9.2	39	-2	1	0.2	0.9
Friday, February 14, 2014	2:00						3	8.1	37	-2	1	0.2	0.9
Friday, February 14, 2014	2:10						-31	7.4	37	-2	1	0.4	1.3
Friday, February 14, 2014	2:20						-26	6.9	31	-2	1	0.2	0.9
Friday, February 14, 2014	2:30						-24	5.1	25	-1	1	0.4	1.5
Friday, February 14, 2014	2:40						-26	3.8	13	-1	1	0.6	1.3
Friday, February 14, 2014	2:50						-25	3.6	333	-2	1	0.4	1.1
Friday, February 14, 2014	3:00						-21	3.7	314	-3	1	0.4	1.5
Friday, February 14, 2014	3:10						-19	3.9	300	-3	1	0.4	1.1
Friday, February 14, 2014	3:20						27	4.0	309	-3	1	0.2	1.5
Friday, February 14, 2014	3:30						267	6.0	314	-3	1	0.2	0.9
Friday, February 14, 2014	3:40						354	6.4	321	-3	1	0.4	0.9
Friday, February 14, 2014	3:50						266	7.3	317	-3	1	0.0	0.6
Friday, February 14, 2014	4:00						95	6.2	318	-4	1	0.6	1.1
Friday, February 14, 2014	4:10						-27	2.8	318	-4	1	0.4	1.1
Friday, February 14, 2014	4:20						-36	2.4	319	-4	1	0.6	1.5
Friday, February 14, 2014	4:30						-11	3.7	317	-4	1	0.4	1.5
Friday, February 14, 2014	4:40						23	4.0	322	-4	1	0.4	0.9
Friday, February 14, 2014	4:50						59	4.6	321	-4	1	0.2	1.3
Friday, February 14, 2014	5:00						51	4.6	317	-4	1	0.4	2.2
Friday, February 14, 2014	5:10						-40	3.1	312	-4	1	0.6	3.0
Friday, February 14, 2014	5:20						31	4.5	312	-4	1	0.6	1.5
Friday, February 14, 2014	5:30						958	8.8	311	-4	1	0.6	1.7
Friday, February 14, 2014	5:40						1263	9.6	310	-4	1	0.7	2.6
Friday, February 14, 2014	5:50						878	8.4	313	-4	1	0.7	2.2
Friday, February 14, 2014	6:00						1166	9.7	317	-4	1	0.7	2.6
Friday, February 14, 2014	6:10						1615	11.1	313	-4	1	0.7	2.8
Friday, February 14, 2014	6:20						1777	11.9	312	-5	1	0.9	3.0
Friday, February 14, 2014	6:30						1785	12.4	312	-5	1	0.7	3.3
Friday, February 14, 2014	6:40						1667	11.6	310	-5	1	0.7	2.4
Friday, February 14, 2014	6:50						1333	9.9	313	-5	1	0.7	2.8
Friday, February 14, 2014	7:00						752	10.9	315	-5	1	0.7	2.6
Friday, February 14, 2014	7:10						1234	10.4	317	-5	1	0.9	2.2
Friday, February 14, 2014	7:20						1695	11.4	314	-5	1	1.1	2.6
Friday, February 14, 2014	7:30						1739	11.5	311	-5	1	1.3	3.9
Friday, February 14, 2014	7:40						1887	12.7	305	-6	1	1.1	2.8
Friday, February 14, 2014	7:50						1983	14.2	305	-6	1	1.1	2.4
Friday, February 14, 2014	8:00						1857	13.4	306	-6	1	1.1	5.2
Friday, February 14, 2014	8:10						1938	14.3	307	-6	1	1.5	5.2
Friday, February 14, 2014	8:20						1950	14.5	306	-6	1	1.1	3.0
Friday, February 14, 2014	8:30						1961	14.7	307	-6	1	1.7	4.4
Friday, February 14, 2014	8:40						725	14.2	307	-6	1	1.5	3.9
Friday, February 14, 2014	8:50						2000	17.6	311	-6	1	1.5	4.1
Friday, February 14, 2014	9:00						1998	16.0	308	-6	1	1.7	4.3
Friday, February 14, 2014	9:10						1996	15.5	305	-6	1	1.9	4.3
Friday, February 14, 2014	9:20						1996	16.4	303	-6	1	1.9	4.4
Friday, February 14, 2014	9:30						1997	16.4	304	-6	1	2.0	5.9
Friday, February 14, 2014	9:40						1997	16.4	302	-6	1	2.0	5.7
Friday, February 14, 2014	9:50						1997	17.2	300	-6	1	1.9	4.4
Friday, February 14, 2014	10:00						1997	17.0	300	-7	1	2.2	7.0
Friday, February 14, 2014	10:10						1998	16.1	299	-7	1	2.4	6.3
Friday, February 14, 2014	10:20						1999	17.1	296	-7	1	2.6	6.7
Friday, February 14, 2014	10:30						1999	16.4	298	-7	1	2.8	6.3
Friday, February 14, 2014	10:40						1998	16.2	298	-7	1	2.2	5.9
Friday, February 14, 2014	10:50						1996	17.8	296	-7	1	2.0	5.4
Friday, February 14, 2014	11:00						1997	19.4	299	-7	1	2.8	7.2
Friday, February 14, 2014	11:10						1995	19.5	300	-7	1	3.0	7.0
Friday, February 14, 2014	11:20						1996	18.3	299	-7	1	3.5	8.0
Friday, February 14, 2014	11:30						1996	18.4	302	-7	1	3.5	8.7
Friday, February 14, 2014	11:40						1995	18.0	299	-7	1	4.1	9.7
Friday, February 14, 2014	11:50						1995	20.7	298	-7	1	3.7	8.5
Friday, February 14, 2014	12:00						1989	21.7	296	-7	1	4.3	10.6
Friday, February 14, 2014	12:10						843	21.2	293	-7	1	3.9	9.5
Friday, February 14, 2014	12:20						1997	20.9	301	-7	1	4.3	8.9
Friday, February 14, 2014	12:30						169	25.4	300	-7	1	3.3	11.3
Friday, February 14, 2014	12:40						-35	22.9	300	-7	1	3.5	10.0
Friday, February 14, 2014	12:50						-35	20.8	297	-7	1	3.3	6.7
Friday, February 14, 2014	13:00						1649	20.3	294	-7	1	2.6	5.7
Friday, February 14, 2014	13:10						2000	24.4	292	-7	1	3.2	9.7
Friday, February 14, 2014	13:20						2000	23.1	293	-7	1	3.2	9.5
Friday, February 14, 2014	13:30						486	22.9	292	-7	1	2.4	7.2
Friday, February 14, 2014	13:40						-35	20.8	295	-7	1	2.8	6.5
Friday, February 14, 2014	13:50						1341	22.3	295	-6	1	2.4	5.7
Friday, February 14, 2014	14:00						140	20.5	292	-6	1	2.8	6.5
Friday, February 14, 2014	14:10						-36	21.0	293	-6	1	3.2	8.5
Friday, February 14, 2014	14:20						-24	18.8	293	-6	1	3.2	6.3
Friday, February 14, 2014	14:30						-23	14.5	295	-6	1	3.5	8.0
Friday, February 14, 2014	14:40						-24	16.5	293	-6	1	3.3	9.3
Friday, February 14, 2014	14:50						-24	16.3	297	-6	1	3.3	8.9
Friday, February 14, 2014	15:00						1470	16.9	286	-6	1	3.0	7.6
Friday, February 14, 2014	15:10						1997	17.9	290	-6	1	2.6	6.3
Friday, February 14, 2014	15:20						2000	17.2	289	-6	1	2.6	5.6
Friday, February 14, 2014	15:30						2000	17.4	287	-6	1	2.6	6.1
Friday, February 14, 2014	15:40						1999	16.6	287	-6	1	2.6	6.3
Friday, February 14, 2014	15:50						1998	16.1	289	-6	1	2.2	5.0
Friday, February 14, 2014	16:00						1967	14.1	287	-6	1	2.4	7.0
Friday, February 14, 2014	16:10						1996	15.1	287	-6	1	2.2	6.9
Friday, February 14, 2014	16:20						1958	13.4	287	-6	1	2.4	5.4
Friday, February 14, 2014	16:30						1776	11.7	285	-6	1	2.6	5.9
Friday, February 14, 2014	16:40						1809	11.9	286	-6	1	2.6	7.2
Friday, February 14, 2014	16:50						1638	10.7	287	-6	1	2.6	6.7
Friday, February 14, 2014	17:00						1744	11.5	286	-6	1	2.6	7.6
Friday, February 14, 2014	17:10						1641	10.9	287	-6	1	2.4	6.9
Friday, February 14, 2014	17:20						1521	10.2	291	-6	1	2.6	6.3
Friday, February 14, 2014	17:30						1430	10.0	290	-6	1	2.0	4.8
Friday, February 14, 2014	17:40						1468	9.9	294	-6	1	2.6	6.5

Table B-5: Location 3 Winter Compliance Evaluation

Date	Time	Duration	Leq	Lmax	L(10)	L(90)	WT E2	WT E2	Onsite Met	Onsite Met	NWS Plymouth	Loc. 6	Loc. 6
	Start Time	(min)	(dBA)	(dBA)	(dBA)	(dBA)	Output (kW)	HH WS (m/s)	WD @ 75m (degrees)	Temp. (°C)	Precip. Obs.	Avg. WS @ 2m (m/s)	Gust WS @ 2m (m/s)
Friday, February 14, 2014	17:50						1122	8.9	288	-6	1	2.2	4.6
Friday, February 14, 2014	18:00						943	8.4	281	-6	1	2.4	6.3
Friday, February 14, 2014	18:10						1073	8.7	281	-6		2.6	6.9
Friday, February 14, 2014	18:20						1314	9.9	285	-6		3.0	5.7
Friday, February 14, 2014	18:30						1628	10.4	284	-6		2.2	4.6
Friday, February 14, 2014	18:40						1452	10.1	284	-6		2.2	6.3
Friday, February 14, 2014	18:50						1450	10.1	287	-6		2.2	6.1
Friday, February 14, 2014	19:00						1334	9.9	284	-6		2.2	7.0
Friday, February 14, 2014	19:10						1488	10.5	291	-6		2.6	5.9
Friday, February 14, 2014	19:20						1678	10.9	292	-6		2.8	6.9
Friday, February 14, 2014	19:30						1777	11.5	299	-6		2.6	6.1
Friday, February 14, 2014	19:40						1644	10.9	298	-6		2.2	5.6
Friday, February 14, 2014	19:50						1807	11.6	300	-6		1.9	4.3
Friday, February 14, 2014	20:00						1934	12.6	302	-6		2.2	6.3
Friday, February 14, 2014	20:10						1961	13.3	298	-7		2.2	6.7
Friday, February 14, 2014	20:20						1934	12.6	296	-7		2.0	3.7
Friday, February 14, 2014	20:30						1871	12.1	301	-7		1.1	2.8
Friday, February 14, 2014	20:40						1855	12.2	304	-7		1.1	3.0
Friday, February 14, 2014	20:50						1944	12.5	298	-7		0.9	3.0
Friday, February 14, 2014	21:00						1865	11.9	293	-7		0.9	3.5
Friday, February 14, 2014	21:10						1791	11.2	302	-7		0.6	3.0
Friday, February 14, 2014	21:20						1602	11.1	304	-7		0.6	2.2
Friday, February 14, 2014	21:30						1739	11.4	309	-7		0.7	3.3
Friday, February 14, 2014	21:40						1830	11.4	312	-7		0.4	1.7
Friday, February 14, 2014	21:50						1676	10.9	309	-7		0.6	2.2
Friday, February 14, 2014	22:00						1507	10.2	314	-7		0.6	2.4
Friday, February 14, 2014	22:10						1365	9.9	315	-7		0.9	2.2
Friday, February 14, 2014	22:20						1180	9.4	307	-7		0.7	2.0
Friday, February 14, 2014	22:30						1446	10.3	301	-7		0.7	2.8
Friday, February 14, 2014	22:40						1480	10.3	302	-7		0.4	1.5
Friday, February 14, 2014	22:50						1740	11.5	301	-7		0.2	0.9
Friday, February 14, 2014	23:00						1846	11.4	303	-7		0.2	0.9
Friday, February 14, 2014	23:10						1819	11.3	300	-7		0.2	1.5
Friday, February 14, 2014	23:20						1521	10.3	300	-7		0.2	1.5
Friday, February 14, 2014	23:30						1001	8.6	296	-7		0.4	1.3
Friday, February 14, 2014	23:40						1107	9.0	294	-7		0.0	0.6
Friday, February 14, 2014	23:50						571	7.4	293	-7		0.0	0.9
Saturday, February 15, 2014	0:00						730	7.8	286	-7		0.2	0.9
Saturday, February 15, 2014	0:10						679	7.7	279	-7		0.4	0.9
Saturday, February 15, 2014	0:20						573	7.5	279	-7		0.2	1.3
Saturday, February 15, 2014	0:30						337	6.4	277	-7		0.2	1.5
Saturday, February 15, 2014	0:40						349	6.5	280	-7		0.2	1.1
Saturday, February 15, 2014	0:50						403	6.6	277	-7		0.2	1.1
Saturday, February 15, 2014	1:00						680	7.8	278	-7		0.4	1.3
Saturday, February 15, 2014	1:10						986	8.5	281	-7		1.1	2.4
Saturday, February 15, 2014	1:20						763	7.9	281	-7		0.9	2.4
Saturday, February 15, 2014	1:30						342	5.8	283	-8		0.9	3.2
Saturday, February 15, 2014	1:40						153	4.9	270	-8		0.6	2.2
Saturday, February 15, 2014	1:50						168	4.8	268	-8		0.0	0.7
Saturday, February 15, 2014	2:00						-24	5.8	256	-7		0.2	1.1
Saturday, February 15, 2014	2:10						-40	7.2	258	-7		0.4	1.9
Saturday, February 15, 2014	2:20						-27	8.7	264	-7		0.2	1.7
Saturday, February 15, 2014	2:30						-24	9.3	274	-7		0.6	2.2
Saturday, February 15, 2014	2:40						-24	7.8	275	-7		0.9	2.8
Saturday, February 15, 2014	2:50						-24	7.7	267	-7		1.5	2.8
Saturday, February 15, 2014	3:00						470	7.2	269	-7		0.9	3.0
Saturday, February 15, 2014	3:10						887	8.4	271	-7		0.6	2.2
Saturday, February 15, 2014	3:20						813	7.8	274	-7		0.7	2.4
Saturday, February 15, 2014	3:30						522	7.0	273	-7		0.9	2.6
Saturday, February 15, 2014	3:40						1067	8.6	272	-7		0.4	1.3
Saturday, February 15, 2014	3:50						675	7.4	272	-7		0.0	0.6
Saturday, February 15, 2014	4:00						572	7.1	274	-7		0.2	0.9
Saturday, February 15, 2014	4:10						621	7.5	281	-7		0.0	0.0
Saturday, February 15, 2014	4:20						634	7.5	289	-7		0.0	0.6
Saturday, February 15, 2014	4:30						728	8.0	297	-7		0.0	0.6
Saturday, February 15, 2014	4:40						1026	8.8	305	-7		0.0	0.2
Saturday, February 15, 2014	4:50						489	6.8	305	-7		0.0	0.7
Saturday, February 15, 2014	5:00						486	6.9	301	-7		0.0	0.7
Saturday, February 15, 2014	5:10						457	6.7	296	-7		0.0	0.0
Saturday, February 15, 2014	5:20						433	6.8	306	-7		0.0	0.0
Saturday, February 15, 2014	5:30						316	6.1	306	-7		0.0	0.0
Saturday, February 15, 2014	5:40						215	5.7	300	-7		0.0	0.0
Saturday, February 15, 2014	5:50						164	5.2	305	-7		0.0	0.0
Saturday, February 15, 2014	6:00						56	4.2	304	-7		0.0	0.0
Saturday, February 15, 2014	6:10						4	3.4	299	-7		0.0	0.0
Saturday, February 15, 2014	6:20						21	3.9	299	-7		0.0	0.0
Saturday, February 15, 2014	6:30						138	5.1	319	-7		0.0	0.0
Saturday, February 15, 2014	6:40						144	5.2	326	-7		0.0	0.0
Saturday, February 15, 2014	6:50						96	4.8	327	-7		0.0	0.0
Saturday, February 15, 2014	7:00						75	4.7	298	-7		0.0	0.0
Saturday, February 15, 2014	7:10						43	4.3	306	-7		0.0	0.0
Saturday, February 15, 2014	7:20						13	4.0	317	-7		0.0	0.0
Saturday, February 15, 2014	7:30						-9	3.7	313	-7		0.0	0.0
Saturday, February 15, 2014	7:40						-42	3.0	322	-7		0.0	0.0
Saturday, February 15, 2014	7:50						-42	2.6	329	-6		0.0	0.0
Saturday, February 15, 2014	8:00						-41	2.4	323	-6		0.0	0.0
Saturday, February 15, 2014	8:10						-40	2.6	323	-6		0.0	0.0
Saturday, February 15, 2014	8:20						-38	2.7	323	-6		0.0	0.0
Saturday, February 15, 2014	8:30						-15	2.6	321	-6		0.0	0.0
Saturday, February 15, 2014	8:40						-17	2.2	318	-6		0.0	0.6
Saturday, February 15, 2014	8:50						-16	1.7	318	-6		0.0	0.0
Saturday, February 15, 2014	9:00						-17	1.6	318	-5		0.0	0.4
Saturday, February 15, 2014	9:10						-16	1.5	304	-5		0.2	0.9
Saturday, February 15, 2014	9:20						-17	0.8	251	-5		0.0	0.6
Saturday, February 15, 2014	9:30						-16	0.8	308	-5		0.0	0.6
Saturday, February 15, 2014	9:40						-16	1.4	316	-5		0.0	0.0
Saturday, February 15, 2014	9:50						-16	1.7	19	-5		0.0	0.4
Saturday, February 15, 2014	10:00						-16	2.1	83	-5		0.0	0.4
Saturday, February 15, 2014	10:10						-20	3.2	90	-5		0.0	0.6
Saturday, February 15, 2014	10:20						-3	3.6	114	-5		0.4	1.9
Saturday, February 15, 2014	10:30						15	3.9	113	-5		0.7	1.7
Saturday, February 15, 2014	10:40						101	4.8	95	-4		0.7	1.9

Table B-5: Location 3 Winter Compliance Evaluation

Date	Time	Duration	Leq	Lmax	L(10)	L(90)	WT E2	WT E2	Onsite Met	Onsite Met	NWS Plymouth	Loc. 6	Loc. 6
	Start Time	(min)	(dBA)	(dBA)	(dBA)	(dBA)	Output (kW)	HH WS (m/s)	WD @ 75m (degrees)	Temp. (°C)	Precip. Obs.	Avg. WS @ 2m (m/s)	Gust WS @ 2m (m/s)
Saturday, February 15, 2014	10:50						137	5.0	100	-5		0.4	1.7
Saturday, February 15, 2014	11:00						102	4.7	107	-5		0.6	1.5
Saturday, February 15, 2014	11:10						173	5.2	105	-4		0.4	1.5
Saturday, February 15, 2014	11:20						205	5.5	107	-4		0.6	3.0
Saturday, February 15, 2014	11:30						248	6.0	111	-4		0.6	1.9
Saturday, February 15, 2014	11:40						277	5.9	111	-4		0.7	1.7
Saturday, February 15, 2014	11:50						219	5.6	123	-4		0.6	2.2
Saturday, February 15, 2014	12:00						186	5.3	127	-4		0.6	1.7
Saturday, February 15, 2014	12:10						140	4.9	119	-4		0.6	3.0
Saturday, February 15, 2014	12:20						102	4.7	116	-5		0.6	1.9
Saturday, February 15, 2014	12:30						147	5.1	103	-5	1	0.4	1.7
Saturday, February 15, 2014	12:40						259	5.7	94	-5	1	0.4	1.7
Saturday, February 15, 2014	12:50						252	5.9	100	-5	1	0.6	2.0
Saturday, February 15, 2014	13:00						203	5.5	97	-4	1	0.4	1.9
Saturday, February 15, 2014	13:10						157	5.3	95	-4	1	0.6	1.3
Saturday, February 15, 2014	13:20						172	5.3	102	-5	1	0.6	2.0
Saturday, February 15, 2014	13:30						136	5.0	95	-5	1	0.4	1.9
Saturday, February 15, 2014	13:40						130	5.0	97	-5	1	0.7	2.0
Saturday, February 15, 2014	13:50						121	5.1	98	-5	1	0.7	1.7
Saturday, February 15, 2014	14:00						35	4.5	98	-5	1	1.1	2.2
Saturday, February 15, 2014	14:10						-38	3.6	102	-5	1	0.9	2.0
Saturday, February 15, 2014	14:20						-36	3.7	95	-5	1	0.4	1.5
Saturday, February 15, 2014	14:30						-35	4.3	85	-5	1	0.4	1.5
Saturday, February 15, 2014	14:40						-35	5.3	83	-5	1	0.6	2.0
Saturday, February 15, 2014	14:50						-35	5.0	83	-5	1	0.4	1.1
Saturday, February 15, 2014	15:00						50	5.0	76	-5	1	0.6	2.0
Saturday, February 15, 2014	15:10						64	4.5	81	-5	1	0.4	1.3
Saturday, February 15, 2014	15:20						-16	3.3	71	-5	1	0.4	1.3
Saturday, February 15, 2014	15:30						-37	2.8	66	-5	1	0.2	0.9
Saturday, February 15, 2014	15:40						-40	2.8	64	-5	1	0.2	1.1
Saturday, February 15, 2014	15:50						-36	3.1	65	-5	1	0.2	1.5
Saturday, February 15, 2014	16:00						-30	3.0	69	-5	1	0.4	1.1
Saturday, February 15, 2014	16:10						-13	3.6	64	-5		0.0	0.4
Saturday, February 15, 2014	16:20						-8	3.6	73	-5		0.0	0.0
Saturday, February 15, 2014	16:30						-17	3.3	67	-5		0.0	0.0
Saturday, February 15, 2014	16:40						16	4.0	69	-5		0.2	0.9
Saturday, February 15, 2014	16:50						25	4.1	64	-6		0.2	0.9
Saturday, February 15, 2014	17:00						39	4.3	58	-6		0.2	0.9
Saturday, February 15, 2014	17:10						17	3.8	61	-6	1	0.0	0.0
Saturday, February 15, 2014	17:20						18	4.1	63	-6	1	0.0	0.7
Saturday, February 15, 2014	17:30						-5	3.7	58	-6	1	0.0	0.4
Saturday, February 15, 2014	17:40						20	4.1	53	-6	1	0.0	0.6
Saturday, February 15, 2014	17:50						31	4.3	55	-6	1	0.0	0.0
Saturday, February 15, 2014	18:00						0	3.8	59	-6	1	0.0	0.0
Saturday, February 15, 2014	18:10						-34	3.0	53	-6	1	0.0	0.0
Saturday, February 15, 2014	18:20						-41	2.9	41	-6	1	0.0	0.0
Saturday, February 15, 2014	18:30						-39	2.8	32	-6	1	0.0	0.0
Saturday, February 15, 2014	18:40						-37	2.3	23	-6	1	0.0	0.7
Saturday, February 15, 2014	18:50						-35	2.8	19	-6	1	0.0	0.7
Saturday, February 15, 2014	19:00						-36	2.7	18	-6	1	0.0	0.0
Saturday, February 15, 2014	19:10						-35	2.3	18	-6	1	0.0	0.0
Saturday, February 15, 2014	19:20						-35	2.3	5	-6	1	0.0	0.0
Saturday, February 15, 2014	19:30						-17	3.4	346	-6	1	0.0	0.4
Saturday, February 15, 2014	19:40						26	4.0	335	-6	1	0.0	0.4
Saturday, February 15, 2014	19:50						68	4.3	339	-6	1	0.2	0.7
Saturday, February 15, 2014	20:00						157	5.1	332	-6	1	0.0	1.1
Saturday, February 15, 2014	20:10						212	5.5	329	-6	1	0.6	2.0
Saturday, February 15, 2014	20:20						180	5.2	330	-6	1	0.4	2.0
Saturday, February 15, 2014	20:30						266	5.9	328	-6	1	0.6	2.6
Saturday, February 15, 2014	20:40						492	6.7	324	-6	1	0.4	1.9
Saturday, February 15, 2014	20:50						701	7.6	324	-6	1	0.6	2.0
Saturday, February 15, 2014	21:00						825	7.8	328	-6	1	0.7	2.4
Saturday, February 15, 2014	21:10						935	8.3	328	-6	1	0.6	2.2
Saturday, February 15, 2014	21:20						1205	9.5	329	-6	1	0.7	2.4
Saturday, February 15, 2014	21:30						1280	8.8	329	-6	1	0.7	2.8
Saturday, February 15, 2014	21:40						1383	9.0	329	-6	1	0.6	2.6
Saturday, February 15, 2014	21:50						1632	10.1	330	-6	1	0.7	2.6
Saturday, February 15, 2014	22:00						1823	10.9	328	-6	1	0.9	3.2
Saturday, February 15, 2014	22:10						1976	12.2	328	-6	1	1.5	4.4
Saturday, February 15, 2014	22:20						1877	11.7	326	-6	1	1.5	5.2
Saturday, February 15, 2014	22:30						1968	12.1	324	-6	1	1.5	3.9
Saturday, February 15, 2014	22:40						1936	13.7	324	-6	1	1.5	4.3
Saturday, February 15, 2014	22:50						1989	14.7	321	-6	1	1.7	5.7
Saturday, February 15, 2014	23:00						1991	15.9	324	-7	1	1.7	4.4
Saturday, February 15, 2014	23:10						1997	17.2	325	-7	1	1.9	5.4
Saturday, February 15, 2014	23:20						1993	15.8	322	-7	1	2.2	5.0
Saturday, February 15, 2014	23:30						1989	14.3	324	-7	1	1.7	4.3
Saturday, February 15, 2014	23:40						1998	15.4	320	-7	1	1.7	4.4
Saturday, February 15, 2014	23:50						1998	17.0	318	-8	1	2.4	6.7
Sunday, February 16, 2014	0:00						1998	18.0	322	-8	1	2.2	5.9
Sunday, February 16, 2014	0:10						1998	19.2	324	-8	1	2.6	6.5
Sunday, February 16, 2014	0:20						1992	16.5	321	-8	1	2.4	7.2
Sunday, February 16, 2014	0:30						1997	16.8	320	-9	1	2.2	6.5
Sunday, February 16, 2014	0:40						1998	17.6	327	-9	1	2.4	8.0
Sunday, February 16, 2014	0:50						1998	18.3	326	-9	1	2.4	6.1
Sunday, February 16, 2014	1:00						1996	16.1	323	-10	1	2.2	5.9
Sunday, February 16, 2014	1:10						1995	15.1	317	-10	1	2.6	6.3
Sunday, February 16, 2014	1:20						1996	17.4	316	-10	1	2.6	5.9
Sunday, February 16, 2014	1:30						1996	18.0	322	-10	1	2.4	5.0
Sunday, February 16, 2014	1:40						1995	18.5	317	-10	1	1.9	4.8
Sunday, February 16, 2014	1:50						1995	18.6	318	-10	1	2.4	7.6
Sunday, February 16, 2014	2:00						1996	19.3	318	-11	1	2.6	6.5
Sunday, February 16, 2014	2:10						265	19.4	320	-11	1	2.2	6.5
Sunday, February 16, 2014	2:20						-36	18.8	324	-11	1	1.9	4.3
Sunday, February 16, 2014	2:30						-35	18.9	324	-11	1	1.5	4.8
Sunday, February 16, 2014	2:40						-29	18.0	324	-11	1	1.9	5.2
Sunday, February 16, 2014	2:50						-25	16.8	322	-11	1	2.2	7.4
Sunday, February 16, 2014	3:00						964	15.6	323	-11	1	2.0	6.9
Sunday, February 16, 2014	3:10						1992	16.0	322	-11	1	2.0	6.5
Sunday, February 16, 2014	3:20						1978	14.2	322	-12	1	2.0	4.6
Sunday, February 16, 2014	3:30						1981	15.3	324	-12	1	1.3	3.2
Sunday, February 16, 2014	3:40						1992	15.6	324	-12	1	1.7	3.9

Table B-5: Location 3 Winter Compliance Evaluation

Date	Time	Duration	Leq	Lmax	L(10)	L(90)	WT E2	WT E2	Onsite Met	Onsite Met	NWS Plymouth	Loc. 6	Loc. 6
	Start Time	(min)	(dBA)	(dBA)	(dBA)	(dBA)	Output (kW)	HH WS (m/s)	WD @ 75m (degrees)	Temp. (°C)	Precip. Obs.	Avg. WS @ 2m (m/s)	Gust WS @ 2m (m/s)
Sunday, February 16, 2014	3:50						1997	16.8	324	-12		1.9	5.4
Sunday, February 16, 2014	4:00						1997	15.2	325	-12		1.7	3.9
Sunday, February 16, 2014	4:10						1994	15.5	316	-12		1.9	5.4
Sunday, February 16, 2014	4:20						1990	15.3	314	-12		1.7	4.3
Sunday, February 16, 2014	4:30						1997	16.2	312	-12		1.7	4.6
Sunday, February 16, 2014	4:40						1996	16.7	313	-12		2.2	5.4
Sunday, February 16, 2014	4:50						1995	15.9	322	-12	1	2.4	5.2
Sunday, February 16, 2014	5:00						1990	14.8	323	-12	1	2.0	5.2
Sunday, February 16, 2014	5:10						1986	14.1	326	-13	1	2.4	5.6
Sunday, February 16, 2014	5:20						1978	14.4	321	-13	1	3.0	8.5
Sunday, February 16, 2014	5:30						1940	13.5	308	-13	1	3.3	8.2
Sunday, February 16, 2014	5:40						1815	12.1	311	-13	1	3.3	7.8
Sunday, February 16, 2014	5:50						1287	9.8	309	-13	1	2.6	6.9
Sunday, February 16, 2014	6:00						1751	11.9	307	-14	1	2.4	5.6
Sunday, February 16, 2014	6:10						1973	13.4	306	-14	1	2.8	6.3
Sunday, February 16, 2014	6:20						1969	12.9	309	-14	1	2.2	4.8
Sunday, February 16, 2014	6:30						1916	12.7	311	-14	1	2.4	5.4
Sunday, February 16, 2014	6:40						1846	12.0	317	-14	1	2.2	6.3
Sunday, February 16, 2014	6:50						1882	11.9	318	-14		1.9	4.4
Sunday, February 16, 2014	7:00						1948	12.3	319	-14		1.5	5.6
Sunday, February 16, 2014	7:10						1844	11.6	308	-14		1.3	4.4
Sunday, February 16, 2014	7:20						1932	12.4	309	-14		1.3	3.2
Sunday, February 16, 2014	7:30						1954	13.0	319	-14		1.1	4.4
Sunday, February 16, 2014	7:40						1917	12.2	318	-14		1.1	4.3
Sunday, February 16, 2014	7:50						1836	11.6	310	-14		1.1	3.2
Sunday, February 16, 2014	8:00						1758	11.1	312	-14		1.5	5.4
Sunday, February 16, 2014	8:10						1773	10.9	310	-14		1.7	4.8
Sunday, February 16, 2014	8:20						1543	10.5	307	-14		1.7	5.0
Sunday, February 16, 2014	8:30						1229	9.3	298	-13		2.0	5.4
Sunday, February 16, 2014	8:40						1463	10.2	305	-13		1.9	5.4
Sunday, February 16, 2014	8:50						1231	9.7	305	-13		2.2	5.7
Sunday, February 16, 2014	9:00						1059	9.0	310	-13		1.9	4.6
Sunday, February 16, 2014	9:10						1313	9.7	313	-13		1.9	4.6
Sunday, February 16, 2014	9:20						1790	11.4	305	-13		2.0	5.6
Sunday, February 16, 2014	9:30						1386	10.0	300	-12		2.0	7.0
Sunday, February 16, 2014	9:40						1884	12.3	301	-12		2.0	8.2
Sunday, February 16, 2014	9:50						1927	12.4	310	-12		1.9	5.0
Sunday, February 16, 2014	10:00						1449	10.3	325	-12		2.0	5.7
Sunday, February 16, 2014	10:10						1150	9.1	318	-12	1	1.7	3.9
Sunday, February 16, 2014	10:20						1253	9.7	316	-12	1	1.7	4.6
Sunday, February 16, 2014	10:30						1371	10.3	308	-12	1	1.5	4.8
Sunday, February 16, 2014	10:40						1190	9.4	302	-11	1	1.3	3.2
Sunday, February 16, 2014	10:50						1520	10.6	294	-11		1.5	4.4
Sunday, February 16, 2014	11:00						1778	12.1	299	-11		1.3	3.0
Sunday, February 16, 2014	11:10						1939	12.6	304	-11		1.7	3.9
Sunday, February 16, 2014	11:20						1561	10.7	300	-11		3.7	9.7
Sunday, February 16, 2014	11:30						1635	11.2	298	-10		3.5	8.7
Sunday, February 16, 2014	11:40						1711	11.4	289	-10		3.0	6.7
Sunday, February 16, 2014	11:50						1892	12.8	294	-10		2.6	8.4
Sunday, February 16, 2014	12:00						1901	12.6	290	-10		2.4	7.4
Sunday, February 16, 2014	12:10						1944	12.2	290	-10		3.0	8.7
Sunday, February 16, 2014	12:20						1827	12.4	299	-10		3.7	10.2
Sunday, February 16, 2014	12:30						1988	15.0	298	-10		3.5	8.9
Sunday, February 16, 2014	12:40						1980	15.2	297	-10		3.2	6.5
Sunday, February 16, 2014	12:50						1963	14.4	300	-10		3.3	7.6
Sunday, February 16, 2014	13:00						1993	14.9	300	-10		3.0	7.0
Sunday, February 16, 2014	13:10						1733	11.5	302	-10		2.8	6.7
Sunday, February 16, 2014	13:20						1080	8.6	301	-10		3.2	7.8
Sunday, February 16, 2014	13:30						798	7.8	303	-10		2.8	6.3
Sunday, February 16, 2014	13:40						994	8.9	308	-10		2.8	8.7
Sunday, February 16, 2014	13:50						579	7.1	311	-9		3.2	7.4
Sunday, February 16, 2014	14:00						-23	8.6	307	-9		2.8	7.0
Sunday, February 16, 2014	14:10						-38	10.1	299	-9		3.0	7.6
Sunday, February 16, 2014	14:20						-24	9.5	296	-9		2.4	7.0
Sunday, February 16, 2014	14:30						-24	10.5	299	-10		1.7	5.0
Sunday, February 16, 2014	14:40						-23	9.1	300	-10		2.0	5.7
Sunday, February 16, 2014	14:50						-25	9.2	294	-10		2.0	5.9
Sunday, February 16, 2014	15:00						1465	11.0	300	-10		2.2	5.2
Sunday, February 16, 2014	15:10						1597	10.6	299	-10		2.4	6.9
Sunday, February 16, 2014	15:20						1506	10.2	304	-10		2.8	6.5
Sunday, February 16, 2014	15:30						1752	10.8	295	-10		2.4	6.9
Sunday, February 16, 2014	15:40						1456	10.1	309	-10		2.8	7.8
Sunday, February 16, 2014	15:50						919	8.3	304	-10		2.6	5.7
Sunday, February 16, 2014	16:00						1101	8.9	309	-10		2.0	4.6
Sunday, February 16, 2014	16:10						926	8.3	309	-10		2.0	5.2
Sunday, February 16, 2014	16:20						720	7.7	302	-10		2.0	5.0
Sunday, February 16, 2014	16:30						1595	10.6	303	-11		1.9	5.2
Sunday, February 16, 2014	16:40						1533	10.3	302	-11		1.9	5.0
Sunday, February 16, 2014	16:50						1458	10.1	301	-11		1.5	3.5
Sunday, February 16, 2014	17:00						974	8.6	294	-11		1.3	3.9
Sunday, February 16, 2014	17:10						1518	10.7	295	-11		0.9	2.8
Sunday, February 16, 2014	17:20						1919	11.5	296	-12		0.7	2.6
Sunday, February 16, 2014	17:30						1674	10.7	302	-12		1.1	3.7
Sunday, February 16, 2014	17:40						1581	10.3	300	-12		0.9	4.4
Sunday, February 16, 2014	17:50						1765	10.9	302	-12		1.1	4.3
Sunday, February 16, 2014	18:00						1628	10.7	303	-12		0.7	2.2
Sunday, February 16, 2014	18:10						1860	11.2	303	-12		1.3	5.2
Sunday, February 16, 2014	18:20						1927	12.0	302	-12		1.5	4.4
Sunday, February 16, 2014	18:30						1989	12.9	300	-12		1.1	3.2
Sunday, February 16, 2014	18:40						1887	11.9	296	-12		1.5	4.3
Sunday, February 16, 2014	18:50						1646	10.4	298	-12		1.7	4.4
Sunday, February 16, 2014	19:00						1912	11.7	303	-12		1.9	4.4
Sunday, February 16, 2014	19:10						1867	11.8	303	-12		1.7	4.4
Sunday, February 16, 2014	19:20						1681	10.5	308	-12		1.7	4.3
Sunday, February 16, 2014	19:30						1351	10.1	308	-13		1.5	3.2
Sunday, February 16, 2014	19:40						1669	11.3	307	-13		1.5	5.0
Sunday, February 16, 2014	19:50						1927	12.5	311	-13		2.0	5.7
Sunday, February 16, 2014	20:00						1970	12.8	316	-13		2.0	4.8
Sunday, February 16, 2014	20:10						1921	12.6	317	-13		1.5	4.8
Sunday, February 16, 2014	20:20						1882	12.3	314	-14		1.7	4.6
Sunday, February 16, 2014	20:30						1981	13.7	315	-14		1.5	4.6
Sunday, February 16, 2014	20:40						1943	12.7	314	-14		1.7	4.3

Table B-5: Location 3 Winter Compliance Evaluation

Date	Time	Duration	Leq	Lmax	L(10)	L(90)	WT E2	WT E2	Onsite Met	Onsite Met	NWS Plymouth	Loc. 6	Loc. 6
	Start Time	(min)	(dBA)	(dBA)	(dBA)	(dBA)	Output (kW)	HH WS (m/s)	WD @ 75m (degrees)	Temp. (°C)	Precip. Obs.	Avg. WS @ 2m (m/s)	Gust WS @ 2m (m/s)
Sunday, February 16, 2014	20:50						1875	12.3	317	-15		1.3	3.9
Sunday, February 16, 2014	21:00						1892	11.6	317	-15		1.3	3.9
Sunday, February 16, 2014	21:10						1937	12.9	323	-15		1.1	3.3
Sunday, February 16, 2014	21:20						1982	14.2	318	-15		1.1	2.4
Sunday, February 16, 2014	21:30						1931	12.5	318	-15		0.6	2.6
Sunday, February 16, 2014	21:40						1933	12.1	317	-15		1.3	3.7
Sunday, February 16, 2014	21:50						1981	12.7	321	-15		0.7	2.4
Sunday, February 16, 2014	22:00						1962	12.9	321	-15		0.7	1.9
Sunday, February 16, 2014	22:10						1979	12.5	318	-16		0.7	2.4
Sunday, February 16, 2014	22:20						1962	12.2	318	-16		0.7	1.5
Sunday, February 16, 2014	22:30						1959	12.9	320	-16		0.7	1.9
Sunday, February 16, 2014	22:40						1982	13.4	319	-16		0.7	2.0
Sunday, February 16, 2014	22:50						1987	13.5	318	-16		0.9	3.0
Sunday, February 16, 2014	23:00						1993	13.4	316	-16		1.3	4.4
Sunday, February 16, 2014	23:10						1981	13.1	318	-16		1.5	3.7
Sunday, February 16, 2014	23:20						1986	12.2	318	-16		1.5	5.0
Sunday, February 16, 2014	23:30						1993	13.2	321	-16		1.5	4.1
Sunday, February 16, 2014	23:40						1999	14.0	320	-16		1.7	3.3
Sunday, February 16, 2014	23:50						1990	13.4	320	-16		1.5	3.0
Monday, February 17, 2014	0:00						1972	13.0	310	-16		1.7	4.1
Monday, February 17, 2014	0:10						1979	14.5	313	-16		1.7	3.9
Monday, February 17, 2014	0:20						1979	13.1	314	-16		1.5	4.8
Monday, February 17, 2014	0:30						1994	13.3	313	-16		1.7	3.3
Monday, February 17, 2014	0:40						1997	14.1	315	-16		1.3	3.7
Monday, February 17, 2014	0:50						1995	14.2	313	-16		1.1	3.3
Monday, February 17, 2014	1:00						1997	15.4	315	-16		1.3	3.5
Monday, February 17, 2014	1:10						1998	15.7	315	-17		1.1	3.3
Monday, February 17, 2014	1:20						1994	16.8	318	-16		1.5	3.9
Monday, February 17, 2014	1:30						1983	17.2	314	-16		1.5	4.6
Monday, February 17, 2014	1:40						1982	17.1	314	-16		1.1	2.6
Monday, February 17, 2014	1:50						1993	16.9	316	-16		1.5	3.5
Monday, February 17, 2014	2:00						-4	15.2	316	-17		1.5	3.5
Monday, February 17, 2014	2:10						-46	15.7	318	-17		1.7	4.3
Monday, February 17, 2014	2:20						-30	15.2	317	-17		2.0	7.6
Monday, February 17, 2014	2:30						-25	17.0	315	-17		1.9	5.0
Monday, February 17, 2014	2:40						-24	17.1	314	-17		2.2	5.6
Monday, February 17, 2014	2:50						-23	16.7	314	-17		2.0	5.9
Monday, February 17, 2014	3:00						1237	17.1	318	-17		2.4	5.6
Monday, February 17, 2014	3:10						1995	18.2	317	-17		1.7	5.2
Monday, February 17, 2014	3:20						1994	17.7	318	-17		1.7	5.9
Monday, February 17, 2014	3:30						1993	17.7	319	-17		1.5	4.6
Monday, February 17, 2014	3:40						1989	19.0	320	-17		1.3	4.6
Monday, February 17, 2014	3:50						1981	19.2	320	-17		1.1	4.4
Monday, February 17, 2014	4:00						1995	20.0	318	-17		1.1	4.4
Monday, February 17, 2014	4:10						1997	20.2	318	-18		1.5	4.1
Monday, February 17, 2014	4:20						1998	19.2	321	-18		1.9	5.4
Monday, February 17, 2014	4:30						1995	20.1	320	-18		1.5	3.9
Monday, February 17, 2014	4:40						1982	20.0	319	-18		1.1	4.3
Monday, February 17, 2014	4:50						1983	19.0	322	-18		1.5	3.5
Monday, February 17, 2014	5:00						1984	20.3	321	-18		1.5	4.1
Monday, February 17, 2014	5:10						1983	20.6	321	-18		1.5	5.4
Monday, February 17, 2014	5:20						1982	19.9	321	-18		1.7	4.1
Monday, February 17, 2014	5:30						1982	21.1	322	-18		1.5	4.6
Monday, February 17, 2014	5:40						1981	21.0	320	-18		1.3	3.5
Monday, February 17, 2014	5:50						1982	20.9	321	-18		1.1	2.8
Monday, February 17, 2014	6:00						1983	20.0	321	-18		1.5	3.5
Monday, February 17, 2014	6:10						1984	20.1	323	-18		1.5	4.4
Monday, February 17, 2014	6:20						1983	20.4	323	-18		1.1	3.2
Monday, February 17, 2014	6:30						1982	22.2	322	-18		0.7	3.3
Monday, February 17, 2014	6:40						1981	20.9	321	-19		1.9	5.7
Monday, February 17, 2014	6:50						1988	19.6	325	-18		1.5	4.6
Monday, February 17, 2014	7:00						1986	18.3	327	-19		1.3	5.6
Monday, February 17, 2014	7:10						1985	18.2	326	-19		1.3	3.0
Monday, February 17, 2014	7:20						1997	19.5	326	-19		1.5	4.4
Monday, February 17, 2014	7:30						1997	17.8	326	-19		1.1	3.9
Monday, February 17, 2014	7:40						1998	18.4	327	-19		1.7	5.9
Monday, February 17, 2014	7:50						1993	20.1	321	-19		1.7	4.4
Monday, February 17, 2014	8:00						1983	18.8	323	-18		1.7	5.0
Monday, February 17, 2014	8:10						1982	18.4	322	-18		1.7	6.7
Monday, February 17, 2014	8:20						1982	17.0	319	-18		2.0	7.0
Monday, February 17, 2014	8:30						1981	16.7	322	-18		1.7	4.1
Monday, February 17, 2014	8:40						1981	17.9	322	-18		2.0	5.7
Monday, February 17, 2014	8:50						1995	18.1	321	-17		2.0	5.6
Monday, February 17, 2014	9:00						1998	17.6	322	-17		1.7	5.2
Monday, February 17, 2014	9:10						1997	18.1	321	-17		2.0	6.1
Monday, February 17, 2014	9:20						1990	18.1	321	-17		2.0	5.6
Monday, February 17, 2014	9:30						1982	17.7	322	-17		2.6	7.8
Monday, February 17, 2014	9:40						1983	17.4	329	-16		1.7	5.0
Monday, February 17, 2014	9:50						1982	18.6	327	-16		1.5	3.9
Monday, February 17, 2014	10:00						1986	18.4	326	-16		1.7	5.2
Monday, February 17, 2014	10:10						1998	19.6	326	-16		1.5	4.1
Monday, February 17, 2014	10:20						1997	18.9	324	-15		1.3	5.0
Monday, February 17, 2014	10:30						1998	18.1	323	-15		2.0	8.2
Monday, February 17, 2014	10:40						1997	19.8	325	-15		1.5	3.9
Monday, February 17, 2014	10:50						1983	18.8	324	-15		2.2	5.6
Monday, February 17, 2014	11:00						1983	20.8	323	-14		1.9	4.8
Monday, February 17, 2014	11:10						1982	21.0	324	-14		1.7	5.4
Monday, February 17, 2014	11:20						1997	19.6	322	-14		1.7	4.4
Monday, February 17, 2014	11:30						1997	16.9	323	-14		2.4	9.1
Monday, February 17, 2014	11:40						1997	16.6	322	-13		2.0	5.4
Monday, February 17, 2014	11:50						1997	17.5	324	-13		1.5	3.9
Monday, February 17, 2014	12:00						1996	17.3	323	-13		1.3	3.5
Monday, February 17, 2014	12:10						1998	18.7	318	-13		2.0	6.9
Monday, February 17, 2014	12:20						1992	19.2	322	-13		2.0	5.7
Monday, February 17, 2014	12:30						1983	16.6	320	-12		2.6	5.7
Monday, February 17, 2014	12:40						1990	16.0	319	-12		2.0	4.8
Monday, February 17, 2014	12:50						1996	16.4	319	-12		1.9	5.7
Monday, February 17, 2014	13:00						1998	16.7	320	-12		2.0	4.4
Monday, February 17, 2014	13:10						1997	17.1	319	-11		2.6	5.9
Monday, February 17, 2014	13:20						1996	15.0	320	-11		2.6	8.9
Monday, February 17, 2014	13:30						1993	14.8	317	-11		2.8	7.2
Monday, February 17, 2014	13:40						1999	16.8	320	-11		2.6	6.3

Table B-5: Location 3 Winter Compliance Evaluation

Date	Time	Duration	Leq	Lmax	L(10)	L(90)	WT E2	WT E2	Onsite Met	Onsite Met	NWS Plymouth	Loc. 6	Loc. 6
	Start Time	(min)	(dBA)	(dBA)	(dBA)	(dBA)	Output (kW)	HH WS (m/s)	WD @ 75m (degrees)	Temp. (°C)	Precip. Obs.	Avg. WS @ 2m (m/s)	Gust WS @ 2m (m/s)
Monday, February 17, 2014	13:50						1999	18.2	319	-11		2.4	6.9
Monday, February 17, 2014	14:00						143	16.4	320	-11		1.7	6.1
Monday, February 17, 2014	14:10						-47	14.6	313	-11		1.9	4.6
Monday, February 17, 2014	14:20						-31	14.2	310	-11		1.7	4.4
Monday, February 17, 2014	14:30						-26	13.1	309	-11		1.5	5.4
Monday, February 17, 2014	14:40						-24	11.0	312	-10		1.5	5.0
Monday, February 17, 2014	14:50						-23	8.5	318	-11		1.9	6.3
Monday, February 17, 2014	15:00						370	8.5	320	-11		2.4	7.2
Monday, February 17, 2014	15:10						912	8.1	315	-10		1.7	4.3
Monday, February 17, 2014	15:20						667	7.6	310	-10		1.5	3.9
Monday, February 17, 2014	15:30						1150	9.0	311	-11		1.5	4.1
Monday, February 17, 2014	15:40						1312	9.7	310	-11		0.9	3.5
Monday, February 17, 2014	15:50						765	7.4	304	-11		1.3	3.2
Monday, February 17, 2014	16:00						623	7.2	316	-11		1.5	4.6
Monday, February 17, 2014	16:10						598	7.2	308	-11		1.5	4.3
Monday, February 17, 2014	16:20						949	8.5	326	-12		2.0	5.2
Monday, February 17, 2014	16:30						961	8.5	333	-12		1.3	5.0
Monday, February 17, 2014	16:40						1517	10.3	321	-12		1.1	2.8
Monday, February 17, 2014	16:50						1835	11.3	311	-12		0.6	2.0
Monday, February 17, 2014	17:00						1891	11.6	316	-12		0.6	2.4
Monday, February 17, 2014	17:10						1936	12.1	315	-13		0.9	3.0
Monday, February 17, 2014	17:20						1437	9.9	319	-13		0.6	1.7
Monday, February 17, 2014	17:30						967	8.4	324	-13		0.9	1.9
Monday, February 17, 2014	17:40						709	7.6	330	-13		1.1	2.0
Monday, February 17, 2014	17:50						1245	9.3	329	-13		1.3	3.0
Monday, February 17, 2014	18:00						1793	10.6	314	-13		0.9	2.2
Monday, February 17, 2014	18:10						1678	10.6	317	-14		1.1	3.0
Monday, February 17, 2014	18:20						1793	11.0	318	-14		1.1	3.2
Monday, February 17, 2014	18:30						1792	11.6	313	-14		0.2	0.9
Monday, February 17, 2014	18:40	0:10	52	66	56	34	1830	11.3	314	-14		0.2	0.9
Monday, February 17, 2014	18:50	0:10	55	77	57	36	1446	10.2	316	-14		0.2	1.1
Monday, February 17, 2014	19:00	0:10	55	84	57	38	1321	9.6	321	-14		0.0	0.4
Monday, February 17, 2014	19:10	0:10	53	70	57	38	1226	9.2	323	-14		0.4	1.1
Monday, February 17, 2014	19:20	0:10	54	77	55	31	1267	9.4	324	-14		0.6	1.5
Monday, February 17, 2014	19:30	0:10	54	74	57	36	1129	9.0	326	-14		0.7	3.3
Monday, February 17, 2014	19:40	0:10	51	69	55	31	813	8.1	325	-14		0.7	1.7
Monday, February 17, 2014	19:50	0:10	52	76	55	32	333	6.1	329	-15		0.6	2.4
Monday, February 17, 2014	20:00	0:10	54	71	58	34	357	6.3	327	-15		0.4	1.3
Monday, February 17, 2014	20:10	0:10	52	68	56	30	757	7.8	318	-15		0.0	0.4
Monday, February 17, 2014	20:20	0:10	53	71	57	35	607	7.2	320	-15		0.0	0.0
Monday, February 17, 2014	20:30	0:10	53	70	57	30	317	6.0	328	-15		0.6	1.5
Monday, February 17, 2014	20:40	0:10	50	68	54	27	1082	8.9	315	-15		0.6	1.5
Monday, February 17, 2014	20:50	0:10	52	71	54	30	1227	9.1	315	-15		0.7	1.9
Monday, February 17, 2014	21:00	0:10	52	68	55	33	1223	9.1	324	-15		0.2	0.6
Monday, February 17, 2014	21:10	0:10	52	67	56	31	1106	8.8	322	-15		0.7	1.7
Monday, February 17, 2014	21:20	0:10	50	74	52	28	1098	8.7	320	-14		0.6	1.7
Monday, February 17, 2014	21:30	0:10	46	66	51	27	839	7.9	323	-15		0.0	0.6
Monday, February 17, 2014	21:40	0:10	50	67	55	31	899	8.3	330	-15		0.4	1.5
Monday, February 17, 2014	21:50	0:10	51	67	55	33	923	8.3	331	-15		0.2	0.7
Monday, February 17, 2014	22:00	0:10	50	70	53	31	463	6.9	334	-15		0.2	0.9
Monday, February 17, 2014	22:10	0:10	49	67	54	26	176	5.1	355	-15		0.7	1.1
Monday, February 17, 2014	22:20	0:10	45	65	49	27	33	3.9	354	-14		0.4	0.9
Monday, February 17, 2014	22:30	0:10	49	70	52	27	-47	2.4	31	-14		0.7	1.3
Monday, February 17, 2014	22:40	0:10	51	70	54	28	-46	1.6	30	-15		0.4	1.3
Monday, February 17, 2014	22:50	0:10	48	67	53	27	-41	4.1	39	-14		0.6	1.3
Monday, February 17, 2014	23:00	0:10	48	69	51	25	32	4.3	42	-14		0.2	0.7
Monday, February 17, 2014	23:10	0:10	47	65	51	25	55	4.4	63	-13		0.4	1.1
Monday, February 17, 2014	23:20	0:10	50	68	55	28	32	4.3	64	-13		0.2	0.7
Monday, February 17, 2014	23:30	0:10	48	68	52	26	-4	3.4	87	-12		0.0	0.6
Monday, February 17, 2014	23:40	0:10	39	63	32	23	-41	3.0	118	-12		0.2	0.7
Monday, February 17, 2014	23:50	0:10	42	62	40	25	-42	1.8	134	-12		0.2	0.7
Tuesday, February 18, 2014	0:00	0:10	49	73	48	25	-39	1.4	139	-12		0.0	0.7
Tuesday, February 18, 2014	0:10	0:10	40	65	34	26	-38	2.0	143	-11		0.4	1.1
Tuesday, February 18, 2014	0:20	0:10	45	69	43	23	-38	2.4	137	-12		0.0	0.6
Tuesday, February 18, 2014	0:30	0:10	47	67	49	25	-35	3.2	128	-12		0.4	0.7
Tuesday, February 18, 2014	0:40	0:10	41	64	34	23	-20	3.3	134	-12		0.2	0.7
Tuesday, February 18, 2014	0:50	0:10	41	67	36	22	59	4.3	127	-12		0.2	0.7
Tuesday, February 18, 2014	1:00	0:10	46	68	44	23	140	5.0	128	-13		0.2	0.7
Tuesday, February 18, 2014	1:10	0:10	36	59	32	24	168	5.3	128	-13		0.4	1.3
Tuesday, February 18, 2014	1:20	0:10	39	62	32	23	227	5.4	127	-13		0.0	0.9
Tuesday, February 18, 2014	1:30	0:10	37	60	33	23	201	5.3	131	-13		0.0	0.0
Tuesday, February 18, 2014	1:40	0:10	43	65	39	23	127	4.7	138	-13		0.0	0.7
Tuesday, February 18, 2014	1:50	0:10	46	68	39	23	166	5.3	140	-13		0.0	0.0
Tuesday, February 18, 2014	2:00	0:10	28	46	30	23	-22	5.0	144	-12		0.2	0.6
Tuesday, February 18, 2014	2:10	0:10	41	62	42	22	-39	5.0	144	-13		0.2	1.1
Tuesday, February 18, 2014	2:20	0:10	40	63	32	22	-38	4.8	142	-13		0.4	0.9
Tuesday, February 18, 2014	2:30	0:10	45	69	33	24	-39	5.2	139	-13		0.2	0.9
Tuesday, February 18, 2014	2:40	0:10	25	36	28	21	-38	5.0	140	-13		0.0	0.6
Tuesday, February 18, 2014	2:50	0:10	29	53	29	23	-40	5.9				0.4	0.9
Tuesday, February 18, 2014	3:00	0:10	49	74	33	21	272	6.4	134	-13		0.0	0.4
Tuesday, February 18, 2014	3:10	0:10	30	63	30	19	211	5.3	133	-13		0.4	1.1
Tuesday, February 18, 2014	3:20	0:10	43	66	39	25	179	5.1	135	-13		0.2	0.7
Tuesday, February 18, 2014	3:30	0:10	44	69	42	24	221	5.4	138	-12		0.2	1.3
Tuesday, February 18, 2014	3:40	0:10	33	58	31	23	401	6.6	136	-12		0.4	1.3
Tuesday, February 18, 2014	3:50	0:10	46	70	36	23	616	7.4	135	-12		0.6	1.1
Tuesday, February 18, 2014	4:00	0:10	46	72	39	24	838	8.0	132	-13		0.6	1.3
Tuesday, February 18, 2014	4:10	0:10	37	62	31	19	739	8.0	129	-13		0.2	0.9
Tuesday, February 18, 2014	4:20	0:10	45	66	46	24	563	7.1	134	-13		0.4	0.6
Tuesday, February 18, 2014	4:30	0:10	50	70	53	27	566	7.5	133	-13		0.0	0.7
Tuesday, February 18, 2014	4:40	0:10	54	73	56	27	913	8.5	123	-13		0.0	0.7
Tuesday, February 18, 2014	4:50	0:10	48	67	51	25	1373	9.5	114	-13		0.2	0.7
Tuesday, February 18, 2014	5:00	0:10	52	74	52	26	1252	8.9	117	-13		0.7	1.5
Tuesday, February 18, 2014	5:10	0:10	55	76	56	28	748	7.8	121	-14		0.9	1.7
Tuesday, February 18, 2014	5:20	0:10	49	69	53	26	1012	8.7	117	-14		0.2	1.3
Tuesday, February 18, 2014	5:30	0:10	52	75	54	28	832	8.1	127	-13		0.7	2.0
Tuesday, February 18, 2014	5:40	0:10	56	74	58	31	756	8.0	131	-13		1.3	2.2
Tuesday, February 18, 2014	5:50	0:10	52	72	56	30	908	8.4	123	-13		0.9	1.9
Tuesday, February 18, 2014	6:00	0:10	52	71	56	31	745	8.0	130	-13		0.4	1.1
Tuesday, February 18, 2014	6:10	0:10	56	75	58	32	722	8.0	133	-13		0.9	1.7
Tuesday, February 18, 2014	6:20	0:10	56	71	60	48	925	8.6	133	-13		0.9	1.7
Tuesday, February 18, 2014	6:30	0:10	58	74	60	42	1530	10.1	128	-13		0.9	1.5
Tuesday, February 18, 2014	6:40	0:10	57	76	60	41	1701	10.4	126	-13		0.9	1.9

Table B-5: Location 3 Winter Compliance Evaluation

Date	Time	Duration	Leq	Lmax	L(10)	L(90)	WT E2	WT E2	Onsite Met	Onsite Met	NWS Plymouth	Loc. 6	Loc. 6
	Start Time	(min)	(dBA)	(dBA)	(dBA)	(dBA)	Output (kW)	HH WS (m/s)	WD @ 75m (degrees)	Temp. (°C)	Precip. Obs.	Avg. WS @ 2m (m/s)	Gust WS @ 2m (m/s)
Tuesday, February 18, 2014	6:50	0:10	57	73	61	40	1286	9.3	128	-13		0.7	1.5
Tuesday, February 18, 2014	7:00	0:10	58	74	62	39	1165	9.0	129	-13		0.7	1.5
Tuesday, February 18, 2014	7:10	0:10	57	76	60	42	1359	9.7	124	-13		0.7	1.7
Tuesday, February 18, 2014	7:20	0:10	57	77	60	41	1244	9.3	121	-13		0.6	1.7
Tuesday, February 18, 2014	7:30	0:10	56	69	60	45	1106	9.1	120	-13		0.6	1.5
Tuesday, February 18, 2014	7:40	0:10	67	83	70	50	1407	9.7	119	-13		0.6	1.1
Tuesday, February 18, 2014	7:50	0:10	67	84	69	50	1136	9.3	118	-13		0.7	1.7
Tuesday, February 18, 2014	8:00	0:10	67	96	67	54	1523	10.2	110	-13		0.7	1.7
Tuesday, February 18, 2014	8:10	0:10	66	74	66	65	1617	10.5	106	-14		0.7	1.7
Tuesday, February 18, 2014	8:20	0:10	65	75	66	65	1522	10.0	105	-14		0.7	1.3
Tuesday, February 18, 2014	8:30	0:10	63	78	66	48	1495	10.1	95	-14	1	0.7	1.5
Tuesday, February 18, 2014	8:40	0:10	58	76	61	41	1343	9.9	105	-14	1	0.6	1.7
Tuesday, February 18, 2014	8:50	0:10	54	67	59	41	1162	9.2	111	-14	1	0.7	1.3
Tuesday, February 18, 2014	9:00	0:10	58	75	62	44	1109	9.1	118	-13	1	0.7	2.0
Tuesday, February 18, 2014	9:10	0:10	58	75	61	41	1351	9.8	129	-13	1	1.1	2.0
Tuesday, February 18, 2014	9:20	0:10	59	78	62	42	1387	9.6	132	-13	1	0.7	1.9
Tuesday, February 18, 2014	9:30	0:10	56	77	59	35	1300	9.5	131	-12		0.7	2.0
Tuesday, February 18, 2014	9:40	0:10	57	74	61	44	1507	10.0	128	-11		0.4	1.5
Tuesday, February 18, 2014	9:50	0:10	58	75	61	40	1751	10.8	128	-11		0.2	0.9
Tuesday, February 18, 2014	10:00	0:10	53	66	57	44	1357	9.7	129	-11		0.6	1.7
Tuesday, February 18, 2014	10:10	0:10	57	74	61	40	1134	9.0	130	-11	1	0.9	2.0
Tuesday, February 18, 2014	10:20	0:10	55	71	59	36	1124	8.9	133	-11	1	0.9	2.8
Tuesday, February 18, 2014	10:30	0:10	56	75	58	38	1104	8.8	127	-10	1	0.6	2.2
Tuesday, February 18, 2014	10:40	0:10	51	63	55	36	1172	9.3	129	-11	1	0.4	1.9
Tuesday, February 18, 2014	10:50	0:10	51	67	55	34	1106	9.0	129	-11	1	0.7	1.9
Tuesday, February 18, 2014	11:00	0:10	53	68	56	37	1412	9.8	124	-11	1	1.3	2.4
Tuesday, February 18, 2014	11:10	0:10	54	74	58	37	1501	10.1	121	-11	1	0.7	2.2
Tuesday, February 18, 2014	11:20	0:10	55	71	58	33	1251	9.2	122	-11	1	0.6	2.0
Tuesday, February 18, 2014	11:30	0:10	53	72	56	37	1081	9.0	126	-10	1	0.7	1.7
Tuesday, February 18, 2014	11:40	0:10	55	75	58	38	1216	9.4	126	-10	1	0.7	2.2
Tuesday, February 18, 2014	11:50	0:10	53	72	56	40	960	8.6	126	-10	1	0.4	1.5
Tuesday, February 18, 2014	12:00	0:10	64	77	67	42	1317	9.6	125	-10	1	0.6	2.2
Tuesday, February 18, 2014	12:10	0:10	69	71	70	67	977	8.7	119	-10	1	0.7	1.9
Tuesday, February 18, 2014	12:20	0:10	68	75	69	68	742	7.9	114	-10	1	0.4	1.5
Tuesday, February 18, 2014	12:30	0:10	65	77	68	46	616	7.6	117	-10	1	0.6	1.5
Tuesday, February 18, 2014	12:40	0:10	56	73	59	42	650	7.8	121	-10	1	0.7	1.5
Tuesday, February 18, 2014	12:50	0:10	55	71	58	37	976	8.9	120	-10	1	0.9	2.0
Tuesday, February 18, 2014	13:00	0:10	55	72	59	42	1069	9.1	116	-10	1	0.9	1.7
Tuesday, February 18, 2014	13:10	0:10	55	69	58	39	970	8.8	113	-10	1	0.6	1.5
Tuesday, February 18, 2014	13:20	0:10	55	71	58	41	1223	9.4	107	-11	1	0.2	0.9
Tuesday, February 18, 2014	13:30	0:10	53	68	57	41	1240	9.1	103	-11	1	0.4	1.1
Tuesday, February 18, 2014	13:40	0:10	55	75	58	43	1250	9.0	96	-10	1	0.4	1.5
Tuesday, February 18, 2014	13:50	0:10	54	71	57	36	1107	8.9	93	-10	1	0.4	1.1
Tuesday, February 18, 2014	14:00	0:10	54	70	58	40	1242	9.3	94	-10	1	0.9	2.0
Tuesday, February 18, 2014	14:10	0:10	56	75	58	36	1328	9.2	95	-10	1	0.9	1.7
Tuesday, February 18, 2014	14:20	0:10	56	71	57	37	1256	8.8	94	-10	1	0.7	2.6
Tuesday, February 18, 2014	14:30	0:10	53	69	56	37	1241	9.2	92	-10	1	0.4	1.1
Tuesday, February 18, 2014	14:40	0:10	52	70	54	39	1360	9.7	91	-10	1	0.6	1.7
Tuesday, February 18, 2014	14:50	0:10	55	76	59	37	1308	9.4	87	-10	1	0.4	1.7
Tuesday, February 18, 2014	15:00	0:10	49	71	51	33	980	8.1	84	-10	1	0.2	0.9
Tuesday, February 18, 2014	15:10	0:10	52	72	51	33	708	7.1	82	-9	1	0.4	1.9
Tuesday, February 18, 2014	15:20	0:10	57	68	60	36	608	6.8	81	-9	1	0.6	1.7
Tuesday, February 18, 2014	15:30	0:10	60	72	61	59	509	6.7	82	-9	1	0.7	2.0
Tuesday, February 18, 2014	15:40	0:10	61	69	61	60	420	6.4	82	-9	1	0.4	1.3
Tuesday, February 18, 2014	15:50	0:10	56	70	61	34	398	6.1	83	-9	1	0.0	0.9
Tuesday, February 18, 2014	16:00	0:10	46	64	50	31	476	6.3	85	-9	1	0.2	1.1
Tuesday, February 18, 2014	16:10	0:10	49	68	50	32	627	6.9	87	-9	1	0.4	1.5
Tuesday, February 18, 2014	16:20	0:10	42	61	46	30	970	8.1	85	-9	1	0.2	1.3
Tuesday, February 18, 2014	16:30	0:10	42	58	45	31	890	7.8	82	-9	1	0.2	1.1
Tuesday, February 18, 2014	16:40	0:10	43	60	46	32	593	6.8	80	-8	1	0.2	0.9
Tuesday, February 18, 2014	16:50	0:10	43	59	46	30	583	6.7	78	-8	1	0.4	1.1
Tuesday, February 18, 2014	17:00	0:10	47	65	50	32	500	6.7	77	-8	1	0.0	0.9
Tuesday, February 18, 2014	17:10	0:10	44	55	48	32	499	6.6	77	-8	1	0.2	1.5
Tuesday, February 18, 2014	17:20	0:10	44	57	48	33	302	5.7	79	-8	1	0.0	0.7
Tuesday, February 18, 2014	17:30	0:10	46	64	49	32	183	4.8	75	-8	1	0.0	0.0
Tuesday, February 18, 2014	17:40	0:10	53	72	53	35	176	5.1	68	-8	1	0.0	0.0
Tuesday, February 18, 2014	17:50	0:10	52	72	52	32	120	4.6	65	-8	1	0.0	0.0
Tuesday, February 18, 2014	18:00	0:10	49	67	52	30	71	4.0	69	-8	1	0.2	0.9
Tuesday, February 18, 2014	18:10	0:10	44	59	48	28	-37	2.4	63	-8	1	0.0	0.2
Tuesday, February 18, 2014	18:20	0:10	51	69	53	29	-41	1.9	60	-8	1	0.0	0.0
Tuesday, February 18, 2014	18:30	0:10	55	71	59	35	-38	1.7	58	-8	1	0.0	0.0
Tuesday, February 18, 2014	18:40	0:10	53	76	57	33	-40	1.6	56	-7	1	0.0	0.0
Tuesday, February 18, 2014	18:50	0:10	51	73	53	33	-39	1.8	50	-7	1	0.0	0.0
Tuesday, February 18, 2014	19:00	0:10	37	54	42	28	-23	2.6	49	-7	1	0.0	0.0
Tuesday, February 18, 2014	19:10	0:10	42	59	45	30	-42	2.6	51	-7	1	0.0	0.0
Tuesday, February 18, 2014	19:20	0:10	44	62	47	33	-40	2.6	53	-7	1	0.0	0.0
Tuesday, February 18, 2014	19:30	0:10	47	71	45	30	-39	2.5	48	-7	1	0.0	0.0
Tuesday, February 18, 2014	19:40	0:10	47	67	50	33	-39	1.8	37	-7	1	0.0	0.2
Tuesday, February 18, 2014	19:50	0:10	45	65	47	27	-39	1.8	32	-7	1	0.2	1.1
Tuesday, February 18, 2014	20:00	0:10	43	59	48	25	-40	2.0	19	-7	1	0.0	0.7
Tuesday, February 18, 2014	20:10	0:10	42	58	46	28	-32	2.4	29	-7	1	0.6	1.5
Tuesday, February 18, 2014	20:20	0:10	41	54	46	31	-20	2.6	18	-7	1	0.4	1.1
Tuesday, February 18, 2014	20:30	0:10	46	61	50	36	-23	2.9	7	-7	1	0.0	0.0
Tuesday, February 18, 2014	20:40	0:10	47	67	50	30	-22	3.1	14	-7	1	0.2	1.9
Tuesday, February 18, 2014	20:50	0:10	42	59	46	27	0	3.7	334	-8	1	0.6	1.7
Tuesday, February 18, 2014	21:00	0:10	44	60	48	29	24	4.0	320	-8	1	0.2	1.1
Tuesday, February 18, 2014	21:10	0:10	49	68	53	32	76	4.6	316	-8	1	0.6	1.3
Tuesday, February 18, 2014	21:20	0:10	50	77	52	32	169	5.0	309	-8	1	0.4	0.9
Tuesday, February 18, 2014	21:30	0:10	50	71	53	36	290	5.8	308	-8	1	0.0	0.9
Tuesday, February 18, 2014	21:40	0:10	47	64	51	33	385	6.3	305	-8	1	0.2	1.1
Tuesday, February 18, 2014	21:50	0:10	48	66	52	35	561	6.8	300	-8	1	0.4	1.1
Tuesday, February 18, 2014	22:00	0:10	43	59	45	29	425	6.4	294	-7	1	0.6	1.5
Tuesday, February 18, 2014	22:10	0:10	46	62	51	29	126	4.8	294	-7	1	0.2	0.9
Tuesday, February 18, 2014	22:20	0:10	43	61	46	26	55	3.7	291	-8	1	0.4	1.5
Tuesday, February 18, 2014	22:30	0:10	45	62	51	28	-5	3.5	286	-8	1	0.4	1.1
Tuesday, February 18, 2014	22:40	0:10	45	62	48	28	117	4.7	281	-8	1	0.0	0.7
Tuesday, February 18, 2014	22:50	0:10	47	62	52	29	153	4.9	283	-8	1	0.0	0.0
Tuesday, February 18, 2014	23:00	0:10	48	67	50	27	527	6.7	282	-8	1	0.0	0.0
Tuesday, February 18, 2014	23:10	0:10	41	60	42	25	1079	8.5	283	-8	1	0.0	0.0
Tuesday, February 18, 2014	23:20	0:10	49</										

Table B-5: Location 3 Winter Compliance Evaluation

Date	Time	Duration	Leq	Lmax	L(10)	L(90)	WT E2	WT E2	Onsite Met	Onsite Met	NWS Plymouth	Loc. 6	Loc. 6
	Start Time	(min)	(dBA)	(dBA)	(dBA)	(dBA)	Output (kW)	HH WS (m/s)	WD @ 75m (degrees)	Temp. (°C)	Precip. Obs.	Avg. WS @ 2m (m/s)	Gust WS @ 2m (m/s)
Tuesday, February 18, 2014	23:50	0:10	42	61	44	21	836	7.3	312	-8		0.2	1.1
Wednesday, February 19, 2014	0:00	0:10	44	63	45	24	1062	8.3	319	-8		0.0	0.6
Wednesday, February 19, 2014	0:10	0:10	44	63	48	22	956	7.3	315	-8		0.0	0.6
Wednesday, February 19, 2014	0:20	0:10	43	64	40	19	1486	9.4	303	-9		0.0	0.0
Wednesday, February 19, 2014	0:30	0:10	41	61	40	20	1216	8.8	303	-8		0.0	0.0
Wednesday, February 19, 2014	0:40	0:10	42	61	33	21	1261	8.2	300	-9		0.0	0.0
Wednesday, February 19, 2014	0:50	0:10	31	46	32	24	1222	8.9	293	-9		0.0	0.0
Wednesday, February 19, 2014	1:00	0:10	42	60	44	27	1618	10.0	296	-8		0.0	0.0
Wednesday, February 19, 2014	1:10	0:10	43	66	31	24	858	7.7	305	-8		0.0	0.0
Wednesday, February 19, 2014	1:20	0:10	45	64	47	26	944	7.4	316	-9		0.2	0.7
Wednesday, February 19, 2014	1:30	0:10	45	68	40	22	829	7.3	321	-9		0.0	0.0
Wednesday, February 19, 2014	1:40	0:10	44	67	36	21	999	8.0	308	-9		0.0	0.0
Wednesday, February 19, 2014	1:50	0:10	51	73	50	23	664	6.6	317	-9		0.2	0.7
Wednesday, February 19, 2014	2:00	0:10	26	40	29	22	-28	6.0	325	-9		0.0	0.6
Wednesday, February 19, 2014	2:10	0:10	44	64	45	22	-40	6.3	329	-8		0.0	0.0
Wednesday, February 19, 2014	2:20	0:10	27	35	30	22	-38	5.9	330	-8		0.2	0.6
Wednesday, February 19, 2014	2:30	0:10	27	35	29	23	-38	5.9	324	-8		0.0	0.4
Wednesday, February 19, 2014	2:40	0:10	39	62	33	21	-39	5.1	324	-8		0.2	0.7
Wednesday, February 19, 2014	2:50	0:10	41	65	31	22	-39	5.2	322	-8		0.0	0.2
Wednesday, February 19, 2014	3:00	0:10	38	61	32	22	135	5.1	317	-8		0.0	0.0
Wednesday, February 19, 2014	3:10	0:10	41	66	31	21	114	4.6	309	-8		0.0	0.0
Wednesday, February 19, 2014	3:20	0:10	44	66	36	23	12	3.6	320	-8		0.0	0.0
Wednesday, February 19, 2014	3:30	0:10	49	72	49	25	-13	3.3	320	-8		0.0	0.9
Wednesday, February 19, 2014	3:40	0:10	39	63	33	24	76	4.5	278	-8		0.2	0.7
Wednesday, February 19, 2014	3:50	0:10	48	67	52	26	113	4.9	263	-8		0.0	0.7
Wednesday, February 19, 2014	4:00	0:10	47	69	49	24	491	7.0	248	-8		0.2	1.5
Wednesday, February 19, 2014	4:10	0:10	46	67	45	25	1037	8.6	240	-8		0.7	2.8
Wednesday, February 19, 2014	4:20	0:10	43	60	47	28	696	7.5	237	-8		0.6	2.2
Wednesday, February 19, 2014	4:30	0:10	43	61	47	25	503	6.8	234	-8		0.6	2.0
Wednesday, February 19, 2014	4:40	0:10	46	63	50	28	422	6.7	231	-8		0.9	2.4
Wednesday, February 19, 2014	4:50	0:10	47	63	52	25	332	6.4	229	-8		0.2	1.1
Wednesday, February 19, 2014	5:00	0:10	47	67	51	25	231	5.5	237	-8		0.2	0.9
Wednesday, February 19, 2014	5:10	0:10	51	69	55	28	304	5.9	235	-8		0.2	0.9
Wednesday, February 19, 2014	5:20	0:10	50	68	54	33	47	4.5	229	-8		0.2	0.7
Wednesday, February 19, 2014	5:30	0:10	50	64	55	29	-41	3.3	226	-8		0.4	0.9
Wednesday, February 19, 2014	5:40	0:10	51	68	56	32	-40	2.1	226	-8		0.2	1.1
Wednesday, February 19, 2014	5:50	0:10	51	69	55	32	-32	2.7	220	-8		0.0	0.0
Wednesday, February 19, 2014	6:00	0:10	53	73	55	37	-42	3.0	210	-8		0.2	0.9
Wednesday, February 19, 2014	6:10	0:10	53	72	55	40	-42	1.5	196	-8		0.0	0.0
Wednesday, February 19, 2014	6:20	0:10	55	76	58	38	-40	1.7	197	-7		0.0	0.0
Wednesday, February 19, 2014	6:30	0:10	55	72	59	40	-38	2.6	204	-7		0.0	0.0
Wednesday, February 19, 2014	6:40	0:10	57	73	61	42	-38	2.7	206	-7		0.0	0.0
Wednesday, February 19, 2014	6:50	0:10	56	71	60	44	-38	2.1	212	-7		0.0	0.0
Wednesday, February 19, 2014	7:00	0:10	55	70	58	41	-38	1.2	211	-7		0.0	0.0
Wednesday, February 19, 2014	7:10	0:10	55	66	59	44	-35	1.8	203	-7		0.4	0.9
Wednesday, February 19, 2014	7:20	0:10	56	70	60	46	-22	1.8	193	-7		0.0	0.6
Wednesday, February 19, 2014	7:30	0:10	55	67	59	45	-20	1.2	197	-7		0.0	0.0
Wednesday, February 19, 2014	7:40	0:10	57	70	60	46	-20	1.9	197	-7		0.0	0.0
Wednesday, February 19, 2014	7:50	0:10	57	71	61	48	-18	3.2	183	-7		0.2	0.7
Wednesday, February 19, 2014	8:00	0:10	56	71	59	44	100	4.9	163	-7		0.2	1.1
Wednesday, February 19, 2014	8:10	0:10	56	73	59	39	250	6.1	155	-6		0.4	1.5
Wednesday, February 19, 2014	8:20	0:10	55	74	58	42	-11	3.3	149	-7		0.4	1.3
Wednesday, February 19, 2014	8:30	0:10	55	68	58	39	181	5.5	139	-6		0.7	1.7
Wednesday, February 19, 2014	8:40	0:10	54	73	57	41	494	7.0	135	-7		0.2	1.1
Wednesday, February 19, 2014	8:50	0:10	55	70	59	41	241	6.0	135	-6		0.7	1.7
Wednesday, February 19, 2014	9:00	0:10	54	71	58	33	238	5.7	140	-6		0.9	1.7
Wednesday, February 19, 2014	9:10	0:10	55	70	58	41	371	6.7	131	-6		0.9	1.7
Wednesday, February 19, 2014	9:20	0:10	56	85	58	38	269	6.0	136	-5		0.2	0.9
Wednesday, February 19, 2014	9:30	0:10	52	65	57	34	146	5.0	144	-5		0.7	1.5
Wednesday, February 19, 2014	9:40	0:10	56	73	58	41	212	5.7	142	-6		0.9	1.7
Wednesday, February 19, 2014	9:50	0:10	53	65	57	37	573	7.7	141	-6		1.1	1.9
Wednesday, February 19, 2014	10:00	0:10	55	71	59	39	529	7.3	137	-6		0.4	1.5
Wednesday, February 19, 2014	10:10	0:10	54	67	58	40	525	7.5	140	-6		0.0	0.7
Wednesday, February 19, 2014	10:20	0:10	55	68	58	36	376	6.6	144	-6		0.4	1.5
Wednesday, February 19, 2014	10:30	0:10	56	72	59	40	160	5.0	147	-6		0.6	1.7
Wednesday, February 19, 2014	10:40	0:10	54	71	58	42	106	4.5	148	-6		1.3	2.4
Wednesday, February 19, 2014	10:50	0:10	55	71	59	43	203	5.3	149	-6		1.1	2.0
Wednesday, February 19, 2014	11:00	0:10	54	73	57	36	385	6.5	152	-6		1.3	2.8
Wednesday, February 19, 2014	11:10	0:10	56	74	59	40	249	5.4	145	-6		1.1	2.6
Wednesday, February 19, 2014	11:20	0:10	56	72	59	43	249	5.5	147	-6		1.5	2.8
Wednesday, February 19, 2014	11:30	0:10	56	72	60	41	288	5.9	146	-6		1.7	3.2
Wednesday, February 19, 2014	11:40	0:10	61	77	62	47	531	7.1	136	-6		1.5	4.1
Wednesday, February 19, 2014	11:50	0:10	55	68	60	39	260	5.7	138	-6		0.6	1.7
Wednesday, February 19, 2014	12:00	0:10	58	75	60	45	168	5.2	142	-6		0.7	2.2
Wednesday, February 19, 2014	12:10	0:10	55	72	58	32	43	3.8	151	-6	1	1.3	2.8
Wednesday, February 19, 2014	12:20	0:10	54	70	58	38	225	5.5	140	-6	1	1.3	3.0
Wednesday, February 19, 2014	12:30	0:10	56	73	59	42	295	6.0	133	-6		1.7	3.5
Wednesday, February 19, 2014	12:40	0:10	56	71	59	44	275	5.9	134	-6		1.3	2.4
Wednesday, February 19, 2014	12:50	0:10	55	68	59	35	320	6.3	128	-6		1.3	2.6
Wednesday, February 19, 2014	13:00	0:10	56	69	60	44	507	7.3	124	-5		1.3	2.4
Wednesday, February 19, 2014	13:10	0:10	58	74	61	46	539	7.2	122	-6	1	0.7	2.0
Wednesday, February 19, 2014	13:20	0:10	55	69	59	42	469	7.0	124	-6	1	0.6	1.5
Wednesday, February 19, 2014	13:30	0:10	57	73	60	45	638	7.7	125	-6	1	1.3	2.0
Wednesday, February 19, 2014	13:40	0:10	58	73	61	45	1147	9.1	117	-6	1	1.3	2.2
Wednesday, February 19, 2014	13:50	0:10	51	66	56	30	1228	9.3	113	-6	1	0.9	1.7
Wednesday, February 19, 2014	14:00	0:10	48	62	52	34	0	9.5	116	-6	1	0.9	1.9
Wednesday, February 19, 2014	14:10	0:10	50	68	54	37	-20	8.5	116	-6	1	1.3	2.8
Wednesday, February 19, 2014	14:20	0:10	51	66	54	36	-20	9.2	116	-6	1	1.3	2.6
Wednesday, February 19, 2014	14:30	0:10	52	71	54	37	-20	9.4	107	-6	1	1.1	2.2
Wednesday, February 19, 2014	14:40	0:10	51	69	53	39	-20	8.3	113	-6	1	1.3	2.4
Wednesday, February 19, 2014	14:50	0:10	49	68	52	34	-20	7.8	109	-6	1	1.1	2.2
Wednesday, February 19, 2014	15:00	0:10	50	69	52	35	362	8.2	107	-6	1	1.3	2.4
Wednesday, February 19, 2014	15:10	0:10	47	63	50	32	814	8.1	110	-5	1	0.9	2.4
Wednesday, February 19, 2014	15:20	0:10	50	64	54	35	998	8.4	111	-6	1	1.1	1.9
Wednesday, February 19, 2014	15:30	0:10	52	68	55	41	853	8.0	108	-6	1	0.9	2.0
Wednesday, February 19, 2014	15:40	0:10	51	65	55	38	795	7.8	107	-6	1	1.1	2.0
Wednesday, February 19, 2014	15:50	0:10	48	59	52	35	586	7.1	109	-6	1	0.7	1.7
Wednesday, February 19, 2014	16:00	0:10	52	73	51	37	735	7.4	107	-6	1	0.9	2.6
Wednesday, February 19, 2014	16:10	0:10	51	69	54	40	664	7.2	106	-6	1	0.7	2.0
Wednesday, February 19, 2014	16:20	0:10	53	70	56	41	748	7.3	105	-6	1	0.4	1.5
Wednesday, February 19, 2014	16:30	0:10	55	74	58	43	722	7.2	99	-6	1	0.7	1.9
Wednesday, February 19, 2014	16:40	0:											

Table B-5: Location 3 Winter Compliance Evaluation

Date	Time	Duration	Leq	Lmax	L(10)	L(90)	WT E2	WT E2	Onsite Met	Onsite Met	NWS Plymouth	Loc. 6	Loc. 6
	Start Time	(min)	(dBA)	(dBA)	(dBA)	(dBA)	Output (kW)	HH WS (m/s)	WD @ 75m (degrees)	Temp. (°C)	Precip. Obs.	Avg. WS @ 2m (m/s)	Gust WS @ 2m (m/s)
Wednesday, February 19, 2014	16:50	0:10	56	69	60	42	491	6.7	103	-6	1	0.4	1.1
Wednesday, February 19, 2014	17:00	0:10	56	67	60	41	517	6.9	98	-6	1	0.6	1.3
Wednesday, February 19, 2014	17:10	0:10	55	69	58	44	322	5.7	102	-6	1	0.4	1.1
Wednesday, February 19, 2014	17:20	0:10	55	71	59	43	372	6.1	99	-6	1	0.4	0.9
Wednesday, February 19, 2014	17:30	0:10	55	72	59	40	345	5.9	95	-6		0.6	0.9
Wednesday, February 19, 2014	17:40	0:10	54	68	58	44	544	6.8	98	-5		0.4	0.9
Wednesday, February 19, 2014	17:50	0:10	53	68	57	44	575	6.8	98	-5		0.6	0.9
Wednesday, February 19, 2014	18:00	0:10	54	71	58	41	396	6.1	95	-5		0.2	0.7
Wednesday, February 19, 2014	18:10	0:10	52	63	56	38	245	5.7	90	-5		0.2	0.6
Wednesday, February 19, 2014	18:20	0:10	55	68	58	41	146	4.9	92	-5		0.0	0.0
Wednesday, February 19, 2014	18:30	0:10	52	67	56	35	155	4.8	90	-5		0.0	0.0
Wednesday, February 19, 2014	18:40	0:10	51	66	56	35	33	3.4	91	-5		0.0	0.0
Wednesday, February 19, 2014	18:50	0:10	52	67	56	35	-11	2.9	87	-5		0.0	0.0
Wednesday, February 19, 2014	19:00	0:10	51	63	55	31	-26	2.8	96	-5		0.0	0.0
Wednesday, February 19, 2014	19:10	0:10	51	66	55	36	-28	2.8	94	-5		0.0	0.0
Wednesday, February 19, 2014	19:20	0:10	52	70	56	28	-32	2.2	103	-5		0.0	0.0
Wednesday, February 19, 2014	19:30	0:10	51	66	54	31	-40	2.9	91	-5		0.0	0.0
Wednesday, February 19, 2014	19:40	0:10	49	64	53	30	-43	2.7	119	-5		0.0	0.0
Wednesday, February 19, 2014	19:50	0:10	46	61	51	27	-40	2.0	140	-5		0.0	0.0
Wednesday, February 19, 2014	20:00	0:10	50	66	54	34	-38	1.3	167	-4		0.0	0.0
Wednesday, February 19, 2014	20:10	0:10	51	64	55	35	-38	1.1	174	-5		0.0	0.0
Wednesday, February 19, 2014	20:20	0:10	50	63	54	32	-38	0.8	200	-4		0.0	0.0
Wednesday, February 19, 2014	20:30	0:10	49	63	53	31	-39	0.5	211	-4		0.0	0.0
Wednesday, February 19, 2014	20:40	0:10	49	63	54	34	-37	0.7	237	-4		0.0	0.0
Wednesday, February 19, 2014	20:50	0:10	48	62	53	31	-36	1.4	242	-4	1	0.0	0.0
Wednesday, February 19, 2014	21:00	0:10	49	64	53	31	-34	2.6	265	-4	1	0.0	0.0
Wednesday, February 19, 2014	21:10	0:10	49	64	54	31	-29	3.3	271	-4	1	0.0	0.0
Wednesday, February 19, 2014	21:20	0:10	47	62	51	25	17	3.4	288	-4	1	0.0	0.0
Wednesday, February 19, 2014	21:30	0:10	50	71	54	33	106	4.6	281	-4	1	0.0	0.0
Wednesday, February 19, 2014	21:40	0:10	47	64	52	24	203	5.6	279	-4	1	0.0	0.0
Wednesday, February 19, 2014	21:50	0:10	50	65	55	26	428	6.6	282	-4	1	0.0	0.0
Wednesday, February 19, 2014	22:00	0:10	49	67	54	31	891	8.1	283	-4	1	0.0	0.0
Wednesday, February 19, 2014	22:10	0:10	48	63	53	27	906	8.1	285	-4	1	0.0	0.6
Wednesday, February 19, 2014	22:20	0:10	50	72	53	29	1224	9.6	284	-3	1	0.0	0.0
Wednesday, February 19, 2014	22:30	0:10	47	66	52	25	1326	9.9	285	-3	1	0.0	0.0
Wednesday, February 19, 2014	22:40	0:10	50	71	53	23	1215	8.9	285	-3	1	0.0	0.0
Wednesday, February 19, 2014	22:50	0:10	49	69	52	24	928	7.9	286	-3		0.0	0.7
Wednesday, February 19, 2014	23:00	0:10	49	67	53	27	837	7.6	289	-3		0.6	1.5
Wednesday, February 19, 2014	23:10	0:10	40	60	38	23	702	7.1	287	-3		0.2	1.1
Wednesday, February 19, 2014	23:20	0:10	48	67	52	27	795	7.3	290	-3		0.2	0.9
Wednesday, February 19, 2014	23:30	0:10	48	63	53	31	1238	8.9	293	-3		0.2	2.4
Wednesday, February 19, 2014	23:40	0:10	45	64	45	22	1171	8.6	298	-3		0.4	1.5
Wednesday, February 19, 2014	23:50	0:10	44	61	49	25	1319	9.2	300	-3		0.4	2.2
Thursday, February 20, 2014	0:00	0:10	44	62	48	23	1790	11.0	301	-3		0.9	4.1
Thursday, February 20, 2014	0:10	0:10	37	61	33	23	1649	10.2	301	-3		1.1	3.0
Thursday, February 20, 2014	0:20	0:10	47	70	49	26	1947	12.8	299	-2		1.5	3.5
Thursday, February 20, 2014	0:30	0:10	42	60	43	26	1951	12.7	307	-2		2.0	4.4
Thursday, February 20, 2014	0:40	0:10	46	73	44	30	1917	12.2	302	-2		2.6	5.9
Thursday, February 20, 2014	0:50	0:10	44	72	46	32	1937	12.7	304	-2		2.4	4.8
Thursday, February 20, 2014	1:00	0:10	40	63	42	35	1981	13.9	303	-2		2.4	5.7
Thursday, February 20, 2014	1:10	0:10	51	71	52	38	1998	15.0	301	-2		2.6	6.3
Thursday, February 20, 2014	1:20	0:10	50	67	52	42	1997	16.0	302	-2		2.0	4.4
Thursday, February 20, 2014	1:30	0:10	50	68	52	44	1999	15.9	300	-2		2.4	5.4
Thursday, February 20, 2014	1:40	0:10	54	70	58	47	2000	16.2	301	-2		2.4	6.3
Thursday, February 20, 2014	1:50	0:10	54	70	58	47	1237	14.8	300	-2		2.6	6.1
Thursday, February 20, 2014	2:00	0:10	54	71	57	46	-35	14.6	301	-2		2.6	5.4
Thursday, February 20, 2014	2:10	0:10	52	67	56	46	-34	15.6	300	-2		2.0	5.7
Thursday, February 20, 2014	2:20	0:10	56	72	59	48	-33	16.5	299	-2		1.9	4.4
Thursday, February 20, 2014	2:30	0:10	54	68	57	47	-25	15.8	301	-2		1.1	2.8
Thursday, February 20, 2014	2:40	0:10	52	69	55	44	-24	16.2	302	-2		0.7	2.4
Thursday, February 20, 2014	2:50	0:10	48	66	50	40	-22	15.7	303	-2		0.6	2.0
Thursday, February 20, 2014	3:00	0:10	45	61	48	37	1736	16.1	302	-2		0.6	1.9
Thursday, February 20, 2014	3:10	0:10	46	64	49	36	2000	14.5	302	-2		0.4	1.7
Thursday, February 20, 2014	3:20	0:10	48	71	47	34	1999	14.5	305	-3		0.4	1.5
Thursday, February 20, 2014	3:30	0:10	38	54	41	33	2000	14.4	303	-3		0.2	0.9
Thursday, February 20, 2014	3:40	0:10	48	71	46	33	2000	13.9	304	-3		0.2	0.9
Thursday, February 20, 2014	3:50	0:10	44	63	47	32	2000	14.5	302	-3		0.4	1.7
Thursday, February 20, 2014	4:00	0:10	49	69	47	31	1999	14.1	292	-3		0.4	1.5
Thursday, February 20, 2014	4:10	0:10	51	75	46	32	1977	13.3	295	-3		0.6	1.9
Thursday, February 20, 2014	4:20	0:10	50	68	52	33	1996	13.1	291	-3		0.7	3.0
Thursday, February 20, 2014	4:30	0:10	43	63	44	31	1986	12.7	289	-3		0.2	1.3
Thursday, February 20, 2014	4:40	0:10	48	64	52	34	1996	13.6	289	-3		0.2	0.9
Thursday, February 20, 2014	4:50	0:10	54	73	58	41	1994	13.3	289	-3		0.4	1.5
Thursday, February 20, 2014	5:00	0:10	54	74	56	34	1997	14.0	291	-3		0.4	2.2
Thursday, February 20, 2014	5:10	0:10	52	71	55	36	1999	15.4	295	-3		0.9	3.3
Thursday, February 20, 2014	5:20	0:10	54	72	57	36	1997	15.9	294	-3		1.7	4.1
Thursday, February 20, 2014	5:30	0:10	53	74	56	41	1997	16.8	297	-3		1.3	3.0
Thursday, February 20, 2014	5:40	0:10	52	67	56	40	1998	16.8	297	-3		0.9	2.2
Thursday, February 20, 2014	5:50	0:10	54	68	58	45	1998	16.9	299	-3		1.5	3.7
Thursday, February 20, 2014	6:00	0:10	54	70	58	43	1998	16.8	300	-3		1.7	4.8
Thursday, February 20, 2014	6:10	0:10	53	66	57	43	1999	16.0	300	-3		1.7	4.3
Thursday, February 20, 2014	6:20	0:10	58	75	61	47	1999	16.7	303	-3		1.1	3.0
Thursday, February 20, 2014	6:30	0:10	58	72	62	48	1999	16.3	303	-3		1.5	5.0
Thursday, February 20, 2014	6:40	0:10	58	73	61	48	1999	16.2	304	-3		1.1	2.6
Thursday, February 20, 2014	6:50	0:10	61	83	64	50	1999	15.8	302	-3		1.3	3.7
Thursday, February 20, 2014	7:00	0:10	56	68	60	47	1998	15.7	301	-3		0.7	2.0
Thursday, February 20, 2014	7:10	0:10	57	70	60	49	1999	14.1	299	-3		0.7	2.0
Thursday, February 20, 2014	7:20	0:10	58	73	61	48	1998	13.2	303	-3		0.7	2.0
Thursday, February 20, 2014	7:30	0:10	56	70	60	47	1998	12.5	303	-3		0.9	3.5
Thursday, February 20, 2014	7:40	0:10	62	76	65	51	1999	13.3	303	-3		1.7	5.0
Thursday, February 20, 2014	7:50	0:10	59	72	62	52	1998	14.7	304	-3		1.7	4.6
Thursday, February 20, 2014	8:00	0:10	59	71	63	51	1997	15.1	309	-3		1.1	2.8
Thursday, February 20, 2014	8:10	0:10	57	71	61	49	1998	16.1	305	-3		1.1	4.3
Thursday, February 20, 2014	8:20	0:10	59	73	62	51	1998	16.5	306	-3		1.7	4.8
Thursday, February 20, 2014	8:30	0:10	59	75	63	51	1998	16.0	303	-2		1.9	4.1
Thursday, February 20, 2014	8:40	0:10	59	72	62	52	1999	15.4	302	-2		1.9	5.9
Thursday, February 20, 2014	8:50	0:10	60	76	63	50	1997	16.0	301	-2		2.0	4.8
Thursday, February 20, 2014	9:00	0:10	58	75	62	49	2000	16.6	299	-2		1.9	4.3
Thursday, February 20, 2014	9:10	0:10	59	69	62	51	1999	15.4	303	-2		2.0	6.3
Thursday, February 20, 2014	9:20	0:10	59	71	62	51	2000	16.4	302	-1		1.7	5.7
Thursday, February 20, 2014	9:30	0:10	57	71	61	48	2000</						

Table B-5: Location 3 Winter Compliance Evaluation

Date	Time	Duration	Leq	Lmax	L(10)	L(90)	WT E2	WT E2	Onsite Met	Onsite Met	NWS Plymouth	Loc. 6	Loc. 6
	Start Time	(min)	(dBA)	(dBA)	(dBA)	(dBA)	Output (kW)	HH WS (m/s)	WD @ 75m (degrees)	Temp. (°C)	Precip. Obs.	Avg. WS @ 2m (m/s)	Gust WS @ 2m (m/s)
Thursday, February 20, 2014	9:50	0:10	60	77	63	52	1934	12.8	293	-1		2.2	5.7
Thursday, February 20, 2014	10:00	0:10	57	72	61	45	1757	11.6	292	0		2.2	5.4
Thursday, February 20, 2014	10:10	0:10	58	73	61	46	1953	12.6	287	0		2.4	5.7
Thursday, February 20, 2014	10:20	0:10	56	74	60	46	1881	12.1	288	0		1.9	3.7
Thursday, February 20, 2014	10:30	0:10	58	73	62	49	1728	11.0	290	0		2.2	5.6
Thursday, February 20, 2014	10:40	0:10	58	76	61	47	1608	10.8	288	1		2.0	4.6
Thursday, February 20, 2014	10:50	0:10	56	73	59	47	1613	11.0	289	1		1.9	3.9
Thursday, February 20, 2014	11:00	0:10	71	89	72	70	1576	10.5	289	1		1.9	4.3
Thursday, February 20, 2014	11:10	0:10	71	74	72	71	1865	11.3	284	1		2.2	4.1
Thursday, February 20, 2014	11:20	0:10	70	84	72	52	1772	11.1	286	2		1.9	4.1
Thursday, February 20, 2014	11:30	0:10	56	72	60	43	1722	10.8	286	2		2.0	5.6
Thursday, February 20, 2014	11:40	0:10	60	77	63	51	1657	11.0	280	3		2.0	5.7
Thursday, February 20, 2014	11:50	0:10	58	77	60	52	1537	10.4	275	2		2.2	4.8
Thursday, February 20, 2014	12:00	0:10	56	67	59	52	840	8.2	282	3		2.0	3.9
Thursday, February 20, 2014	12:10	0:10	56	67	59	52	1253	9.6	279	3		2.0	3.5
Thursday, February 20, 2014	12:20	0:10	56	72	59	45	560	7.3	273	3		2.0	4.3
Thursday, February 20, 2014	12:30	0:10	56	69	59	47	428	6.9	277	3		2.0	5.0
Thursday, February 20, 2014	12:40	0:10	57	71	60	47	666	7.8	287	3		1.9	3.7
Thursday, February 20, 2014	12:50	0:10	56	72	59	41	889	8.5	286	3		1.9	3.9
Thursday, February 20, 2014	13:00	0:10	60	80	61	46	877	8.4	284	3		1.9	3.7
Thursday, February 20, 2014	13:10	0:10	56	75	59	43	867	8.5	283	4		1.9	4.8
Thursday, February 20, 2014	13:20	0:10	56	69	60	45	651	7.7	272	4		1.9	6.1
Thursday, February 20, 2014	13:30	0:10	66	83	63	44	470	7.1	278	3		2.0	5.4
Thursday, February 20, 2014	13:40	0:10	56	72	60	44	803	8.1	276	3		1.9	4.1
Thursday, February 20, 2014	13:50	0:10	57	74	61	44	1162	9.1	276	3		1.5	3.7
Thursday, February 20, 2014	14:00	0:10	56	74	59	42	15	10.1	272	3		1.7	5.2
Thursday, February 20, 2014	14:10	0:10	56	72	60	44	-6	8.6	275	3		1.5	5.0
Thursday, February 20, 2014	14:20	0:10	56	72	59	46	-7	7.7	268	3		1.5	5.0
Thursday, February 20, 2014	14:30	0:10	57	74	61	44	-4	9.0	274	3		1.1	3.2
Thursday, February 20, 2014	14:40	0:10	55	70	59	42	-5	8.7	274	3		1.1	2.6
Thursday, February 20, 2014	14:50	0:10	57	74	60	45	-6	7.5	277	3		1.1	2.2
Thursday, February 20, 2014	15:00	0:10	58	74	61	44	400	6.8	281	3		1.1	2.2
Thursday, February 20, 2014	15:10	0:10	56	69	60	45	375	6.3	277	2		1.1	3.0
Thursday, February 20, 2014	15:20	0:10	56	67	59	47	268	5.7	276	2		0.9	2.2
Thursday, February 20, 2014	15:30	0:10	59	75	62	49	148	5.0	282	2		1.1	3.3
Thursday, February 20, 2014	15:40	0:10	58	74	61	41	211	5.1	283	2		1.3	3.0
Thursday, February 20, 2014	15:50	0:10	57	72	61	44	212	5.3	279	2		0.6	1.7
Thursday, February 20, 2014	16:00	0:10	59	74	62	46	362	6.2	254	2		0.7	3.0
Thursday, February 20, 2014	16:10	0:10	59	74	62	49	485	6.9	256	2		0.4	1.5
Thursday, February 20, 2014	16:20	0:10	56	68	60	47	394	6.4	246	2		0.6	1.5
Thursday, February 20, 2014	16:30	0:10	58	73	61	46	408	6.5	248	2			
Thursday, February 20, 2014	16:40	0:10	59	68	62	52	608	7.3	261	2			
Thursday, February 20, 2014	16:50	0:10	58	71	61	52	279	5.6	264	2			
Thursday, February 20, 2014	17:00	0:10	59	80	62	52	141	4.8	268	1			
Thursday, February 20, 2014	17:10	0:10	58	73	62	50	13	3.3	311	1			
Thursday, February 20, 2014	17:20	0:10	59	85	61	50	-1	2.8	264	1			
Thursday, February 20, 2014	17:30	0:10	65	76	70	51	12	3.1	233	1			
Thursday, February 20, 2014	17:40	0:10	71	88	73	65	67	4.3	202	1			
Thursday, February 20, 2014	17:50	0:10	69	90	73	48	118	4.7	223	1			
Thursday, February 20, 2014	18:00	0:10	55	69	59	46	73	4.1	219	1			
Thursday, February 20, 2014	18:10	0:10	55	67	58	46	75	4.3	215	1			

Table B-6: Location 6 Winter Compliance Evaluation

Date	Time	Duration	Leq	Lmax	L(10)	L(90)	WT W6	WT W6	Onsite Met	Onsite Met	NWS Plymouth	Loc. 6	Loc. 6
	Start Time	(min)	(dBA)	(dBA)	(dBA)	(dBA)	Output (kW)	HH WS (m/s)	WD @ 75m (degrees)	Temp. (°C)	Precip. Obs.	Avg. WS @ 2m (m/s)	Gust WS @ 2m (m/s)
Thursday, January 23, 2014	12:00	0:10	44	70	46	38	-33	11.7	320	-17			
Thursday, January 23, 2014	12:10	0:10	43	61	44	37	-33	10.6	317	-17			
Thursday, January 23, 2014	12:20	0:10	41	58	44	36	-33	10.7	315	-17			
Thursday, January 23, 2014	12:30	0:10	45	64	46	38	-33	9.3	316	-17			
Thursday, January 23, 2014	12:40	0:10	38	48	41	33	-34	10.5	314	-17			
Thursday, January 23, 2014	12:50	0:10	36	44	38	32	-33	10.3	315	-16			
Thursday, January 23, 2014	13:00	0:10	35	49	38	29	-33	9.8	320	-16			
Thursday, January 23, 2014	13:10	0:10	37	55	40	31	-33	11.2	319	-16			
Thursday, January 23, 2014	13:20	0:10	36	51	39	29	-33	12.0	318	-16			
Thursday, January 23, 2014	13:30	0:10	38	48	41	32	-33	11.3	315	-16			
Thursday, January 23, 2014	13:40	0:10	42	55	44	37	-33	12.8	313	-16			
Thursday, January 23, 2014	13:50	0:10	43	60	45	39	-32	12.1	322	-17			
Thursday, January 23, 2014	14:00	0:10	40	53	42	35	-33	12.1	323	-16			
Thursday, January 23, 2014	14:10	0:10	37	48	39	34	-32	12.9	322	-16			
Thursday, January 23, 2014	14:20	0:10	39	49	41	34	-32	12.0	321	-17			
Thursday, January 23, 2014	14:30	0:10	36	44	39	33	-32	12.0	315	-17			
Thursday, January 23, 2014	14:40	0:10	35	49	39	31	-33	11.1	310	-16			
Thursday, January 23, 2014	14:50	0:10	36	49	39	29	-33	12.8	310	-16			
Thursday, January 23, 2014	15:00	0:10	34	47	36	31	-33	12.0	308	-16			
Thursday, January 23, 2014	15:10	0:10	32	49	33	30	-33	11.0	304	-16			
Thursday, January 23, 2014	15:20	0:10	33	45	34	29	-32	10.2	303	-17			
Thursday, January 23, 2014	15:30	0:10	37	50	40	33	-33	10.2	304	-17			
Thursday, January 23, 2014	15:40	0:10	33	44	35	28	-32	11.1	310	-17			
Thursday, January 23, 2014	15:50	0:10	34	46	35	30	-33	11.0	309	-17			
Thursday, January 23, 2014	16:00	0:10	33	41	36	27	-32	10.5	305	-17			
Thursday, January 23, 2014	16:10	0:10	38	56	39	32	-32	10.0	306	-17			
Thursday, January 23, 2014	16:20	0:10	36	43	37	33	-32	9.1	308	-17			
Thursday, January 23, 2014	16:30	0:10	37	61	36	30	-33	8.7	315	-17			
Thursday, January 23, 2014	16:40	0:10	33	56	33	27	-33	9.0	321	-17			
Thursday, January 23, 2014	16:50	0:10	52	83	51	28	-33	9.5	323	-17			
Thursday, January 23, 2014	17:00	0:10	48	65	54	30	-33	8.5	317	-17			
Thursday, January 23, 2014	17:10	0:10	43	67	44	28	-32	9.4	310	-18			
Thursday, January 23, 2014	17:20	0:10	44	64	44	29	-33	10.5	312	-18			
Thursday, January 23, 2014	17:30	0:10	39	61	41	27	-33	10.0	316	-17			
Thursday, January 23, 2014	17:40	0:10	31	45	33	28	-32	9.3	313	-17	0.7	2.2	
Thursday, January 23, 2014	17:50	0:10	35	46	37	32	-33	9.2	311	-18	1.1	2.4	
Thursday, January 23, 2014	18:00	0:10	43	60	44	34	-32	9.4	314	-17	1.1	3.2	
Thursday, January 23, 2014	18:10	0:10	41	59	42	34	-32	10.1	315	-17	1.1	3.9	
Thursday, January 23, 2014	18:20	0:10	41	63	40	34	-32	9.4	317	-17	0.9	2.8	
Thursday, January 23, 2014	18:30	0:10	36	44	38	31	-33	9.2	316	-18	0.9	2.8	
Thursday, January 23, 2014	18:40	0:10	33	40	35	30	-32	9.0	317	-18	0.7	2.2	
Thursday, January 23, 2014	18:50	0:10	33	42	35	29	-32	9.5	316	-18	0.7	2.0	
Thursday, January 23, 2014	19:00	0:10	31	40	33	28	-33	10.3	311	-18	0.6	1.9	
Thursday, January 23, 2014	19:10	0:10	31	36	33	29	-33	10.5	317	-18	0.4	1.9	
Thursday, January 23, 2014	19:20	0:10	31	46	32	29	-33	10.1	312	-18	0.2	1.3	
Thursday, January 23, 2014	19:30	0:10	33	53	33	28	-32	9.1	308	-18	0.2	0.9	
Thursday, January 23, 2014	19:40	0:10	39	61	38	24	-33	10.0	305	-18	0.4	1.1	
Thursday, January 23, 2014	19:50	0:10	34	59	32	25	-32	9.9	308	-18	0.4	0.9	
Thursday, January 23, 2014	20:00	0:10	31	43	34	28	-33	11.0	310	-18	0.7	2.2	
Thursday, January 23, 2014	20:10	0:10	34	41	36	31	-33	11.2	309	-18	0.7	2.0	
Thursday, January 23, 2014	20:20	0:10	35	43	37	32	-33	10.5	311	-18	0.9	2.0	
Thursday, January 23, 2014	20:30	0:10	40	62	39	35	-32	11.0	312	-18	0.9	2.2	
Thursday, January 23, 2014	20:40	0:10	37	59	38	34	-32	10.5	310	-18	0.9	3.3	
Thursday, January 23, 2014	20:50	0:10	38	60	38	33	-32	10.1	312	-18	0.9	2.0	
Thursday, January 23, 2014	21:00	0:10	36	49	38	34	-32	9.3	315	-18	1.1	3.0	
Thursday, January 23, 2014	21:10	0:10	37	47	40	34	-32	10.0	314	-19	1.1	3.0	
Thursday, January 23, 2014	21:20	0:10	35	45	37	32	-32	9.5	316	-19	0.9	2.8	
Thursday, January 23, 2014	21:30	0:10	36	49	37	33	-33	10.2	317	-19	1.1	2.4	
Thursday, January 23, 2014	21:40	0:10	35	46	37	32	-33	10.4	319	-19	1.1	2.8	
Thursday, January 23, 2014	21:50	0:10	34	39	36	32	-32	10.6	316	-19	0.9	2.6	
Thursday, January 23, 2014	22:00	0:10	33	45	35	31	-32	10.4	315	-19	0.9	2.2	
Thursday, January 23, 2014	22:10	0:10	34	39	36	32	-32	11.0	309	-19	0.7	2.2	
Thursday, January 23, 2014	22:20	0:10	34	44	35	31	-32	11.0	305	-20	0.7	1.7	
Thursday, January 23, 2014	22:30	0:10	41	62	40	32	-32	10.8	304	-20	0.6	3.0	
Thursday, January 23, 2014	22:40	0:10	36	52	37	33	-32	10.6	304	-20	0.7	2.4	
Thursday, January 23, 2014	22:50	0:10	36	44	38	33	-33	10.7	305	-20	0.6	2.0	
Thursday, January 23, 2014	23:00	0:10	34	39	36	33	-32	11.0	306	-20	0.6	2.0	
Thursday, January 23, 2014	23:10	0:10	36	41	37	34	-31	10.3	307	-20	0.4	1.7	
Thursday, January 23, 2014	23:20	0:10	37	44	39	35	-31	10.2	307	-20	0.7	2.4	
Thursday, January 23, 2014	23:30	0:10	36	42	38	34	-32	10.4	307	-20	0.6	2.2	
Thursday, January 23, 2014	23:40	0:10	36	40	37	34	-32	10.7	306	-21	0.6	2.4	
Thursday, January 23, 2014	23:50	0:10	36	45	38	32	-32	9.5	306	-21	0.6	3.0	
Friday, January 24, 2014	0:00	0:10	35	47	38	31	-33	10.5	306	-21	0.4	2.6	
Friday, January 24, 2014	0:10	0:10	37	50	40	33	-33	10.9	305	-21	0.9	2.8	
Friday, January 24, 2014	0:20	0:10	37	45	39	33	-32	11.1	303	-21	0.9	3.0	
Friday, January 24, 2014	0:30	0:10	38	44	41	34	-32	11.9	307	-21	1.1	3.2	
Friday, January 24, 2014	0:40	0:10	39	52	41	36	-32	12.2	306	-21	0.9	3.0	
Friday, January 24, 2014	0:50	0:10	39	48	41	35	-32	11.5	306	-21	0.9	2.8	
Friday, January 24, 2014	1:00	0:10	38	44	40	35	-32	11.4	306	-21	1.1	2.6	
Friday, January 24, 2014	1:10	0:10	40	55	41	35	-32	11.4	309	-22	1.1	3.2	
Friday, January 24, 2014	1:20	0:10	38	45	40	35	-33	12.0	311	-22	0.9	2.6	
Friday, January 24, 2014	1:30	0:10	37	46	39	34	-31	12.3	313	-22	0.9	3.0	
Friday, January 24, 2014	1:40	0:10	35	42	37	33	-32	12.8	319	-22	0.7	2.0	
Friday, January 24, 2014	1:50	0:10	37	44	40	33	-32	13.0	317	-22	0.7	2.2	
Friday, January 24, 2014	2:00	0:10	39	60	41	35	-32	13.5	317	-22	0.7	1.9	
Friday, January 24, 2014	2:10	0:10	40	47	43	36	-32	12.7	318	-22	0.9	3.5	
Friday, January 24, 2014	2:20	0:10	40	50	43	36	-33	12.3	318	-22	0.9	2.6	
Friday, January 24, 2014	2:30	0:10	39	47	41	35	-32	12.1	318	-22	0.9	3.5	
Friday, January 24, 2014	2:40	0:10	38	47	41	34	-32	12.5	316	-23	0.9	2.4	
Friday, January 24, 2014	2:50	0:10	39	48	42	36	-32	12.6	314	-23	0.7	3.9	
Friday, January 24, 2014	3:00	0:10	38	44	41	35	-32	12.2	315	-23	0.7	2.2	
Friday, January 24, 2014	3:10	0:10	36	47	38	33	-32	11.9	315	-23	0.7	2.2	
Friday, January 24, 2014	3:20	0:10	39	50	41	35	-33	12.4	314	-23	0.9	2.8	
Friday, January 24, 2014	3:30	0:10	38	54	40	36	-32	12.4	313	-23	0.9	3.2	
Friday, January 24, 2014	3:40	0:10	38	45	40	35	-32	12.9	311	-23	0.6	1.9	
Friday, January 24, 2014	3:50	0:10	37	45	38	33	-33	12.9	311	-23	0.6	1.7	
Friday, January 24, 2014	4:00	0:10	40	46	42	38	-32	13.4	311	-23	0.7	3.0	
Friday, January 24, 2014	4:10	0:10	41	46	43	39	-33	13.3	316	-23	0.9	2.4	
Friday, January 24, 2014	4:20	0:10	41	47	44	38	-32	13.2	312	-23	0.7	2.2	
Friday, January 24, 2014	4:30	0:10	40	49	42	37	-32	13.0	310	-23	0.7	1.9	
Friday, January 24, 2014	4:40	0:10	41	47	43	38	-32	12.5	310	-23	0.9	3.2	
Friday, January 24, 2014	4:50	0:10	39	46	42	32	-33	12.1	311	-24	0.9	2.8	

Table B-6: Location 6 Winter Compliance Evaluation

Date	Time	Duration	Leq	Lmax	L(10)	L(90)	WT W6	WT W6	Onsite Met	Onsite Met	NWS Plymouth	Loc. 6	Loc. 6
	Start Time	(min)	(dBA)	(dBA)	(dBA)	(dBA)	Output (kW)	HH WS (m/s)	WD @ 75m (degrees)	Temp. (°C)	Precip. Obs.	Avg. WS @ 2m (m/s)	Gust WS @ 2m (m/s)
Friday, January 24, 2014	5:00	0:10	35	49	37	33	-32	12.1	309	-24		0.9	2.8
Friday, January 24, 2014	5:10	0:10	34	50	36	31	-32	12.7	310	-24		0.6	2.0
Friday, January 24, 2014	5:20	0:10	34	42	37	28	-32	12.3	313	-24		0.4	1.7
Friday, January 24, 2014	5:30	0:10	34	40	35	32	-32	12.8	311	-24		0.4	2.2
Friday, January 24, 2014	5:40	0:10	33	38	35	30	-31	12.3	313	-24		0.4	2.0
Friday, January 24, 2014	5:50	0:10	31	37	33	29	-32	13.0	311	-24		0.4	1.3
Friday, January 24, 2014	6:00	0:10	33	41	34	32	-32	13.2	311	-24		0.6	1.9
Friday, January 24, 2014	6:10	0:10	40	51	42	34	-32	12.7	312	-24		0.9	3.2
Friday, January 24, 2014	6:20	0:10	37	45	39	34	-32	12.9	313	-24		0.9	2.6
Friday, January 24, 2014	6:30	0:10	34	46	36	31	-33	11.9	317	-24		0.6	2.0
Friday, January 24, 2014	6:40	0:10	38	47	40	34	-33	11.9	317	-24		0.7	2.0
Friday, January 24, 2014	6:50	0:10	40	51	42	37	-33	11.9	316	-24		1.1	3.2
Friday, January 24, 2014	7:00	0:10	40	57	43	36	-32	11.8	313	-24		0.7	3.2
Friday, January 24, 2014	7:10	0:10	42	48	44	38	-32	12.4	314	-24		1.1	2.8
Friday, January 24, 2014	7:20	0:10	44	50	46	41	-32	12.2	314	-23		1.3	3.3
Friday, January 24, 2014	7:30	0:10	47	58	49	44	-34	12.2	315	-23		1.9	4.8
Friday, January 24, 2014	7:40	0:10	48	56	50	45	-32	12.7	320	-23		1.9	4.1
Friday, January 24, 2014	7:50	0:10	47	64	50	40	-32	12.1	316	-23		1.7	4.6
Friday, January 24, 2014	8:00	0:10	41	58	41	33	-32	11.8	316	-23		0.9	2.6
Friday, January 24, 2014	8:10	0:10	38	46	40	35	-32	11.7	313	-23		0.9	2.6
Friday, January 24, 2014	8:20	0:10	39	64	41	35	-33	10.2	311	-23		1.1	3.3
Friday, January 24, 2014	8:30	0:10	38	48	41	32	-33	10.3	308	-23		1.3	2.8
Friday, January 24, 2014	8:40	0:10	37	48	39	34	-33	10.0	312	-23		1.1	3.5
Friday, January 24, 2014	8:50	0:10	40	51	43	37	-33	9.5	318	-22		1.5	4.3
Friday, January 24, 2014	9:00	0:10	43	68	39	33	-33	9.6	322	-22		1.1	3.7
Friday, January 24, 2014	9:10	0:10	52	77	53	38	-33	9.1	317	-22		1.7	4.3
Friday, January 24, 2014	9:20	0:10	53	77	54	38	-33	7.4	315	-22		1.5	4.8
Friday, January 24, 2014	9:30	0:10	44	64	42	39	-33	9.1	316	-21		0.7	2.4
Friday, January 24, 2014	9:40	0:10	45	63	47	39	-33	9.4	323	-21		1.3	3.5
Friday, January 24, 2014	9:50	0:10	46	58	47	39	-33	8.5	321	-21		1.3	3.3
Friday, January 24, 2014	10:00	0:10	46	61	48	41	-34	11.1	313	-20		1.3	4.3
Friday, January 24, 2014	10:10	0:10	46	62	49	43	-33	11.9	316	-20		1.5	5.2
Friday, January 24, 2014	10:20	0:10	45	58	48	38	-33	10.1	317	-20		1.7	4.6
Friday, January 24, 2014	10:30	0:10	46	60	48	40	-33	10.4	311	-20		1.7	4.3
Friday, January 24, 2014	10:40	0:10	49	60	52	45	-33	9.6	312	-19		2.2	5.4
Friday, January 24, 2014	10:50	0:10	50	65	53	46	-33	10.7	312	-19		2.8	8.2
Friday, January 24, 2014	11:00	0:10	48	59	50	43	-33	9.4	314	-19		2.2	5.4
Friday, January 24, 2014	11:10	0:10	47	64	49	42	-33	10.4	321	-19		1.7	4.3
Friday, January 24, 2014	11:20	0:10	45	56	47	42	-34	9.4	321	-18		1.5	3.7
Friday, January 24, 2014	11:30	0:10	44	57	46	38	-33	8.8	312	-18		1.5	4.1
Friday, January 24, 2014	11:40	0:10	45	63	47	38	-33	10.5	310	-18		1.9	6.3
Friday, January 24, 2014	11:50	0:10	40	59	38	30	80	9.7	307	-18		1.1	2.8
Friday, January 24, 2014	12:00	0:10	39	50	42	34	-35	10.2	306	-18		1.3	3.5
Friday, January 24, 2014	12:10	0:10	39	65	39	32	-39	9.6	310	-17		0.9	2.8
Friday, January 24, 2014	12:20	0:10	45	62	47	35	-36	8.7	300	-17		1.3	3.0
Friday, January 24, 2014	12:30	0:10	43	63	41	32	-37	9.1	304	-16		1.3	3.5
Friday, January 24, 2014	12:40	0:10	36	52	38	33	-40	9.0	303	-16		1.1	3.0
Friday, January 24, 2014	12:50	0:10	40	54	43	33	-39	10.0	302	-16		1.9	4.1
Friday, January 24, 2014	13:00	0:10	41	53	45	31	-37	9.0	303	-16		1.7	4.6
Friday, January 24, 2014	13:10	0:10	41	56	43	37	-36	8.1	310	-16		1.9	3.9
Friday, January 24, 2014	13:20	0:10	37	51	40	31	-36	8.3	304	-16		1.5	3.2
Friday, January 24, 2014	13:30	0:10	43	61	46	33	-36	8.8	291	-15		1.9	5.0
Friday, January 24, 2014	13:40	0:10	42	59	44	37	-31	8.5	291	-15		1.7	4.1
Friday, January 24, 2014	13:50	0:10	43	59	45	35	191	8.0	282	-15		2.0	5.0
Friday, January 24, 2014	14:00	0:10	38	51	41	33	136	8.8	270	-15		1.7	4.3
Friday, January 24, 2014	14:10	0:10	35	52	38	30	439	8.4	282	-15		1.1	2.8
Friday, January 24, 2014	14:20	0:10	31	43	35	24	544	8.0	289	-15		0.9	2.8
Friday, January 24, 2014	14:30	0:10	39	63	34	21	233	7.6	290	-15		0.9	2.0
Friday, January 24, 2014	14:40	0:10	37	58	36	28	275	7.4	292	-15		1.3	2.8
Friday, January 24, 2014	14:50	0:10	36	55	38	31	597	8.3	280	-15		1.5	5.0
Friday, January 24, 2014	15:00	0:10	36	51	40	29	223	7.7	273	-15		1.3	4.3
Friday, January 24, 2014	15:10	0:10	39	60	39	28	378	6.9	269	-15		0.9	3.0
Friday, January 24, 2014	15:20	0:10	35	50	38	29	125	5.8	276	-15		1.3	3.0
Friday, January 24, 2014	15:30	0:10	38	63	40	30	269	6.5	267	-15		1.3	2.8
Friday, January 24, 2014	15:40	0:10	32	47	34	27	423	7.1	279	-15		1.1	2.8
Friday, January 24, 2014	15:50	0:10	41	64	37	30	433	7.1	274	-15		1.1	2.4
Friday, January 24, 2014	16:00	0:10	40	63	40	36	181	6.3	254	-16		0.9	3.7
Friday, January 24, 2014	16:10	0:10	45	62	49	35	228	6.3	241	-16		0.7	2.2
Friday, January 24, 2014	16:20	0:10	42	59	41	37	482	7.5	243	-16		0.9	2.8
Friday, January 24, 2014	16:30	0:10	44	61	47	35	303	6.7	247	-16		0.4	1.7
Friday, January 24, 2014	16:40	0:10	38	56	39	34	301	6.5	238	-16		0.2	0.9
Friday, January 24, 2014	16:50	0:10	36	47	37	35	107	5.2	235	-17		0.2	0.9
Friday, January 24, 2014	17:00	0:10	41	67	38	36	166	5.9	222	-17		0.2	0.9
Friday, January 24, 2014	17:10	0:10	37	56	37	36	237	6.7	229	-17		0.4	1.3
Friday, January 24, 2014	17:20	0:10	37	45	37	36	229	6.1	223	-17		0.4	1.3
Friday, January 24, 2014	17:30	0:10	36	52	37	36	309	6.6	217	-17		0.4	1.3
Friday, January 24, 2014	17:40	0:10	42	63	37	35	184	6.1	213	-17		0.2	1.1
Friday, January 24, 2014	17:50	0:10	36	56	31	14	143	5.5	213	-17		0.2	1.1
Friday, January 24, 2014	18:00	0:10	30	54	31	26	307	6.7	207	-17		0.0	0.0
Friday, January 24, 2014	18:10	0:10	33	46	36	27	194	6.3	205	-17		0.2	1.1
Friday, January 24, 2014	18:20	0:10	30	45	32	23	397	7.6	208	-17		0.4	1.5
Friday, January 24, 2014	18:30	0:10	35	46	40	18	354	7.6	210	-17		0.7	2.6
Friday, January 24, 2014	18:40	0:10	32	48	34	27	281	6.6	209	-17		0.7	3.2
Friday, January 24, 2014	18:50	0:10	38	65	35	29	471	7.4	212	-17		0.4	1.9
Friday, January 24, 2014	19:00	0:10	36	65	32	27	479	7.5	217	-17		0.2	1.3
Friday, January 24, 2014	19:10	0:10	27	39	31	17	330	6.9	207	-17		0.6	1.7
Friday, January 24, 2014	19:20	0:10	26	37	28	20	423	7.5	211	-17		0.9	1.9
Friday, January 24, 2014	19:30	0:10	35	58	36	21	305	7.1	210	-17		0.7	3.2
Friday, January 24, 2014	19:40	0:10	28	31	30	26	168	5.7	200	-17		0.6	1.7
Friday, January 24, 2014	19:50	0:10	30	36	31	28	233	7.1	182	-17		0.4	1.1
Friday, January 24, 2014	20:00	0:10	27	41	28	15	95	5.1	191	-17		0.2	0.9
Friday, January 24, 2014	20:10	0:10	24	46	28	15	216	6.8	189	-17		0.6	1.1
Friday, January 24, 2014	20:20	0:10	25	29	27	15	52	4.7	191	-17		0.4	0.9
Friday, January 24, 2014	20:30	0:10	28	46	31	15	14	4.6	183	-17		0.0	0.7
Friday, January 24, 2014	20:40	0:10	29	38	31	27	22	4.6	173	-17		0.0	0.4
Friday, January 24, 2014	20:50	0:10	29	33	30	27	39	4.5	175	-17		0.2	0.7
Friday, January 24, 2014	21:00	0:10	29	39	30	27	47	5.0	177	-17		0.4	1.5
Friday, January 24, 2014	21:10	0:10	24	54	27	17	101	5.1	181	-17		0.2	1.1
Friday, January 24, 2014	21:20	0:10	37	63	28	19	95	6.0	179	-17		0.2	0.7
Friday, January 24, 2014	21:30	0:10	29	36	30	27	76	5.5	177	-17		0.2	0.7
Friday, January 24, 2014	21:40	0:10	28	44	30	26	162	6.0					

Table B-6: Location 6 Winter Compliance Evaluation

Date	Time	Duration	Leq	Lmax	L(10)	L(90)	WT W6	WT W6	Onsite Met	Onsite Met	NWS Plymouth	Loc. 6	Loc. 6
	Start Time	(min)	(dBA)	(dBA)	(dBA)	(dBA)	Output (kW)	HH WS (m/s)	WD @ 75m (degrees)	Temp. (°C)	Precip. Obs.	Avg. WS @ 2m (m/s)	Gust WS @ 2m (m/s)
Friday, January 24, 2014	22:00	0:10	28	37	30	22	168	5.6	170	-17		0.4	1.1
Friday, January 24, 2014	22:10	0:10	30	41	31	28	336	6.9	164	-17		0.2	1.1
Friday, January 24, 2014	22:20	0:10	29	33	31	27	462	7.4	161	-17		0.0	0.6
Friday, January 24, 2014	22:30	0:10	29	32	31	28	499	7.8	161	-17		0.0	0.6
Friday, January 24, 2014	22:40	0:10	35	60	31	28	427	7.5	164	-17		0.0	0.4
Friday, January 24, 2014	22:50	0:10	34	63	30	18	450	8.3	169	-17		0.2	0.7
Friday, January 24, 2014	23:00	0:10	37	62	28	18	319	7.3	170	-17		0.0	0.6
Friday, January 24, 2014	23:10	0:10	34	63	31	28	476	7.8	168	-17		0.2	0.9
Friday, January 24, 2014	23:20	0:10	31	34	33	30	633	8.3	165	-17		0.2	0.7
Friday, January 24, 2014	23:30	0:10	30	33	31	28	689	8.2	164	-17		0.0	0.7
Friday, January 24, 2014	23:40	0:10	26	30	29	21	644	8.2	165	-17		0.0	0.0
Friday, January 24, 2014	23:50	0:10	25	37	27	21	355	7.0	167	-17		0.2	1.3
Saturday, January 25, 2014	0:00	0:10	28	32	31	23	399	7.2	168	-17		0.2	0.9
Saturday, January 25, 2014	0:10	0:10	29	32	30	27	563	8.0	168	-17		0.0	0.6
Saturday, January 25, 2014	0:20	0:10	29	31	30	27	602	8.0	172	-17		0.2	1.1
Saturday, January 25, 2014	0:30	0:10	31	44	31	27	499	7.5	171	-17		0.2	0.7
Saturday, January 25, 2014	0:40	0:10	25	36	30	16	334	6.8	172	-17		0.2	0.7
Saturday, January 25, 2014	0:50	0:10	24	34	28	15	301	6.9	174	-17		0.2	0.7
Saturday, January 25, 2014	1:00	0:10	24	29	27	16	248	6.5	175	-17		0.0	0.6
Saturday, January 25, 2014	1:10	0:10	24	29	27	17	293	6.5	174	-17		0.2	0.7
Saturday, January 25, 2014	1:20	0:10	29	41	31	27	556	7.7	175	-17		0.4	1.1
Saturday, January 25, 2014	1:30	0:10	34	57	32	27	655	8.0	176	-17		0.2	0.9
Saturday, January 25, 2014	1:40	0:10	29	39	30	26	637	8.2	183	-16		0.2	0.9
Saturday, January 25, 2014	1:50	0:10	26	32	30	15	613	7.8	182	-16		0.0	0.7
Saturday, January 25, 2014	2:00	0:10	15	26	16	15	319	6.7	178	-16		0.0	0.7
Saturday, January 25, 2014	2:10	0:10	25	29	27	14	220	6.0	176	-16		0.0	0.6
Saturday, January 25, 2014	2:20	0:10	29	31	30	26	160	5.9	168	-16		0.0	0.0
Saturday, January 25, 2014	2:30	0:10	28	31	30	26	126	5.4	163	-16		0.0	0.6
Saturday, January 25, 2014	2:40	0:10	27	31	30	19	38	5.0	161	-16		0.0	0.7
Saturday, January 25, 2014	2:50	0:10	24	29	28	14	27	4.6	163	-16		0.0	0.7
Saturday, January 25, 2014	3:00	0:10	27	31	28	26	22	4.8	173	-16		0.0	0.2
Saturday, January 25, 2014	3:10	0:10	28	31	30	26	0	4.0	179	-16		0.0	0.0
Saturday, January 25, 2014	3:20	0:10	28	31	30	26	60	5.1	176	-16		0.0	0.0
Saturday, January 25, 2014	3:30	0:10	25	29	28	21	82	5.3	182	-16		0.0	0.0
Saturday, January 25, 2014	3:40	0:10	20	24	22	19	151	6.1	180	-16		0.2	0.9
Saturday, January 25, 2014	3:50	0:10	28	31	29	27	367	7.0	185	-15		0.2	1.3
Saturday, January 25, 2014	4:00	0:10	32	60	31	30	475	7.9	185	-15		0.4	1.3
Saturday, January 25, 2014	4:10	0:10	33	38	34	30	602	8.5	184	-15		0.2	1.3
Saturday, January 25, 2014	4:20	0:10	36	42	38	33	724	8.7	181	-16		0.7	2.2
Saturday, January 25, 2014	4:30	0:10	35	41	37	31	601	8.2	179	-15		0.7	1.9
Saturday, January 25, 2014	4:40	0:10	33	38	35	31	550	8.1	179	-15		0.4	1.5
Saturday, January 25, 2014	4:50	0:10	33	38	36	30	655	8.4	183	-15		0.6	1.7
Saturday, January 25, 2014	5:00	0:10	32	36	34	30	1079	9.6	183	-15		0.6	1.7
Saturday, January 25, 2014	5:10	0:10	27	34	30	23	1071	9.4	181	-15		0.4	1.5
Saturday, January 25, 2014	5:20	0:10	27	32	28	21	822	8.9	182	-15		0.4	1.7
Saturday, January 25, 2014	5:30	0:10	35	52	34	29	873	10.0	174	-15		0.2	0.7
Saturday, January 25, 2014	5:40	0:10	38	45	42	32	999	10.0	166	-15		0.6	2.8
Saturday, January 25, 2014	5:50	0:10	39	47	41	36	1419	12.5	169	-15		0.7	2.6
Saturday, January 25, 2014	6:00	0:10	36	41	38	32	1270	11.3	171	-15		0.7	2.0
Saturday, January 25, 2014	6:10	0:10	37	43	39	34	1277	11.0	172	-15		0.9	2.2
Saturday, January 25, 2014	6:20	0:10	42	52	44	37	1592	11.7	171	-15		1.3	2.8
Saturday, January 25, 2014	6:30	0:10	43	49	45	39	1743	12.6	165	-15		1.3	3.0
Saturday, January 25, 2014	6:40	0:10	40	46	42	38	1568	12.0	163	-16		0.7	2.4
Saturday, January 25, 2014	6:50	0:10	38	44	40	35	1508	11.9	164	-16		1.1	3.3
Saturday, January 25, 2014	7:00	0:10	39	46	42	35	1521	11.1	169	-16		1.5	4.3
Saturday, January 25, 2014	7:10	0:10	37	63	38	31	1088	10.3	168	-16		1.1	2.8
Saturday, January 25, 2014	7:20	0:10	32	53	33	28	885	9.7	167	-16		0.2	2.2
Saturday, January 25, 2014	7:30	0:10	29	44	31	20	802	9.4	167	-15		0.4	0.9
Saturday, January 25, 2014	7:40	0:10	26	39	28	20	677	9.4	166	-15		0.4	1.1
Saturday, January 25, 2014	7:50	0:10	41	66	35	29	946	10.0	165	-15		0.6	2.8
Saturday, January 25, 2014	8:00	0:10	35	44	37	31	930	9.6	162	-15		0.9	2.4
Saturday, January 25, 2014	8:10	0:10	34	42	37	30	948	10.2	160	-15		0.9	2.4
Saturday, January 25, 2014	8:20	0:10	32	42	34	30	666	9.6	155	-14		0.7	1.9
Saturday, January 25, 2014	8:30	0:10	32	43	34	25	602	9.0	151	-14		0.9	2.4
Saturday, January 25, 2014	8:40	0:10	33	41	35	29	700	9.3	150	-14		0.6	1.5
Saturday, January 25, 2014	8:50	0:10	34	50	35	30	738	9.6	148	-14		0.4	1.7
Saturday, January 25, 2014	9:00	0:10	40	66	40	31	838	9.3	152	-14		0.7	1.7
Saturday, January 25, 2014	9:10	0:10	33	54	35	30	590	9.4	151	-14		0.6	2.0
Saturday, January 25, 2014	9:20	0:10	31	51	33	28	636	9.5	151	-14		0.9	3.3
Saturday, January 25, 2014	9:30	0:10	38	58	41	31	632	9.3	152	-13		0.9	2.4
Saturday, January 25, 2014	9:40	0:10	40	64	36	30	662	8.8	154	-13		0.6	1.5
Saturday, January 25, 2014	9:50	0:10	36	58	38	32	503	8.2	152	-13		0.9	3.9
Saturday, January 25, 2014	10:00	0:10	30	38	32	26	422	8.2	153	-13		0.9	3.0
Saturday, January 25, 2014	10:10	0:10	33	49	35	29	305	6.6	155	-12		0.9	2.2
Saturday, January 25, 2014	10:20	0:10	37	59	33	28	318	7.8	155	-12		0.6	1.9
Saturday, January 25, 2014	10:30	0:10	39	54	42	28	257	6.6	153	-12		0.9	2.6
Saturday, January 25, 2014	10:40	0:10	45	66	35	28	164	5.7	152	-12		0.9	2.6
Saturday, January 25, 2014	10:50	0:10	28	44	30	24	56	4.9	152	-11		0.2	1.3
Saturday, January 25, 2014	11:00	0:10	34	63	32	25	35	4.9	153	-11		0.6	1.9
Saturday, January 25, 2014	11:10	0:10	46	66	41	28	0	4.5	151	-11		0.4	1.7
Saturday, January 25, 2014	11:20	0:10	41	58	45	29	25	5.1	152	-11		0.7	2.2
Saturday, January 25, 2014	11:30	0:10	35	57	33	27	24	5.1	154	-11		0.6	1.7
Saturday, January 25, 2014	11:40	0:10	42	62	39	27	61	5.0	148	-11		0.4	1.3
Saturday, January 25, 2014	11:50	0:10	34	47	36	28	18	4.2	158	-10		0.4	1.1
Saturday, January 25, 2014	12:00	0:10	35	64	37	29	114	6.0	160	-10		0.6	2.0
Saturday, January 25, 2014	12:10	0:10	39	58	34	30	346	8.2	165	-10		0.9	2.4
Saturday, January 25, 2014	12:20	0:10	30	42	32	25	188	6.8	169	-10		0.9	1.9
Saturday, January 25, 2014	12:30	0:10	36	49	40	31	265	7.3	172	-9		0.7	3.2
Saturday, January 25, 2014	12:40	0:10	38	46	42	32	61	5.2	176	-9		1.3	2.8
Saturday, January 25, 2014	12:50	0:10	40	47	43	35	17	5.4	173	-9		1.1	3.5
Saturday, January 25, 2014	13:00	0:10	37	62	38	33	9	4.1	172	-9		1.1	2.6
Saturday, January 25, 2014	13:10	0:10	40	46	42	36	371	7.8	180	-9		1.3	2.8
Saturday, January 25, 2014	13:20	0:10	41	53	43	37	248	6.7	179	-9		1.3	3.3
Saturday, January 25, 2014	13:30	0:10	38	49	40	35	313	6.9	181	-8		1.3	3.0
Saturday, January 25, 2014	13:40	0:10	38	46	41	35	178	7.1	181	-8		1.1	3.7
Saturday, January 25, 2014	13:50	0:10	36	49	37	33	474	7.9	174	-8	1	0.7	2.4
Saturday, January 25, 2014	14:00	0:10	34	46	37	28	536	8.4	173	-8	1	0.6	1.7
Saturday, January 25, 2014	14:10	0:10	35	45	38	31	748	9.6	173	-8	1	0.6	2.0
Saturday, January 25, 2014	14:20	0:10	40	54	43	32	674	8.5	179	-8	1	0.7	2.4
Saturday, January 25, 2014	14:30	0:10	39	46	42	34	590	8.9	177	-8	1	1.1	3.0
Saturday, January 25, 2014	14:40	0:10	41	64	44	35	424	8.1					

Table B-6: Location 6 Winter Compliance Evaluation

Date	Time	Duration	Leq	Lmax	L(10)	L(90)	WT W6	WT W6	Onsite Met	Onsite Met	NWS Plymouth	Loc. 6	Loc. 6
	Start Time	(min)	(dBA)	(dBA)	(dBA)	(dBA)	Output (kW)	HH WS (m/s)	WD @ 75m (degrees)	Temp. (°C)	Precip. Obs.	Avg. WS @ 2m (m/s)	Gust WS @ 2m (m/s)
Saturday, January 25, 2014	15:00	0:10	36	51	39	31	0	5.3	173	-8	1	1.1	3.3
Saturday, January 25, 2014	15:10	0:10	35	40	37	32	-5	7.0	173	-8	1	0.9	2.8
Saturday, January 25, 2014	15:20	0:10	33	39	36	30	-16	7.6	175	-8	1	0.7	2.0
Saturday, January 25, 2014	15:30	0:10	31	42	32	29	-16	7.4	177	-8	1	0.7	2.8
Saturday, January 25, 2014	15:40	0:10	34	42	38	30	-16	6.7	178	-8	1	1.1	2.2
Saturday, January 25, 2014	15:50	0:10	30	39	32	27	-16	8.2	177	-8	1	0.4	1.5
Saturday, January 25, 2014	16:00	0:10	32	47	35	26	-16	8.5	179	-8	1	0.6	2.4
Saturday, January 25, 2014	16:10	0:10	34	58	35	30	-16	8.4	181	-8	1	0.7	2.2
Saturday, January 25, 2014	16:20	0:10	32	47	34	28	162	8.6	180	-8	1	0.4	1.5
Saturday, January 25, 2014	16:30	0:10	28	36	31	25	491	8.8	182	-8	1	0.6	1.3
Saturday, January 25, 2014	16:40	0:10	29	33	30	26	384	8.4	181	-8	1	0.9	1.9
Saturday, January 25, 2014	16:50	0:10	28	42	29	24	445	7.6	177	-8	1	0.6	1.7
Saturday, January 25, 2014	17:00	0:10	31	41	33	27	446	7.7	180	-8	1	0.6	1.3
Saturday, January 25, 2014	17:10	0:10	40	59	37	28	283	6.8	180	-8	1	0.7	1.7
Saturday, January 25, 2014	17:20	0:10	28	52	30	19	196	6.1	181	-8	1	0.7	1.9
Saturday, January 25, 2014	17:30	0:10	22	41	24	18	232	6.5	179	-8	1	0.4	1.9
Saturday, January 25, 2014	17:40	0:10	21	39	21	18	210	7.0	179	-8	1	0.2	0.7
Saturday, January 25, 2014	17:50	0:10	30	46	30	28	151	5.9	184	-8	1	0.2	0.7
Saturday, January 25, 2014	18:00	0:10	28	35	29	26	119	5.7	183	-8	1	0.2	1.1
Saturday, January 25, 2014	18:10	0:10	42	60	43	19	206	6.1	184	-8	1	0.0	0.0
Saturday, January 25, 2014	18:20	0:10	45	61	48	32	154	6.3	185	-8	1	0.0	1.1
Saturday, January 25, 2014	18:30	0:10	40	63	40	18	12	4.6	188	-8	1	0.0	0.6
Saturday, January 25, 2014	18:40	0:10	32	60	26	19	70	5.2	197	-8	1	0.2	0.9
Saturday, January 25, 2014	18:50	0:10	30	37	33	25	349	7.8	212	-8	1	0.4	1.3
Saturday, January 25, 2014	19:00	0:10	45	68	41	29	417	7.5	218	-9	1	0.2	0.9
Saturday, January 25, 2014	19:10	0:10	29	36	31	27	453	8.3	217	-9	1	0.2	0.9
Saturday, January 25, 2014	19:20	0:10	27	42	29	22	424	7.3	214	-9	1	0.4	1.7
Saturday, January 25, 2014	19:30	0:10	20	31	21	18	236	6.8	216	-9	1	0.2	0.9
Saturday, January 25, 2014	19:40	0:10	43	65	38	19	19	4.5	217	-9	1	0.4	0.9
Saturday, January 25, 2014	19:50	0:10	28	40	29	22	65	5.1	219	-9	1	0.6	2.6
Saturday, January 25, 2014	20:00	0:10	28	36	30	26	62	5.0	225	-9	1	0.4	1.9
Saturday, January 25, 2014	20:10	0:10	26	36	28	20	80	5.0	238	-9	1	0.9	2.2
Saturday, January 25, 2014	20:20	0:10	26	33	27	24	238	6.3	236	-9	1	0.6	2.6
Saturday, January 25, 2014	20:30	0:10	30	47	32	22	270	6.8	235	-10	1	0.4	1.7
Saturday, January 25, 2014	20:40	0:10	43	65	40	21	303	6.9	237	-10	1	0.7	2.2
Saturday, January 25, 2014	20:50	0:10	32	62	34	27	491	8.3	242	-10	1	1.1	2.8
Saturday, January 25, 2014	21:00	0:10	31	48	34	29	504	8.4	240	-10	1	1.3	3.3
Saturday, January 25, 2014	21:10	0:10	34	46	36	31	821	9.6	238	-10	1	1.3	3.0
Saturday, January 25, 2014	21:20	0:10	36	55	38	32	826	9.9	240	-10	1	1.1	2.8
Saturday, January 25, 2014	21:30	0:10	34	50	36	31	599	8.7	242	-10	1	1.3	3.5
Saturday, January 25, 2014	21:40	0:10	34	47	36	29	516	8.2	244	-10	1	0.9	2.2
Saturday, January 25, 2014	21:50	0:10	34	53	36	28	475	8.0	247	-10	1	1.3	3.3
Saturday, January 25, 2014	22:00	0:10	33	58	31	25	559	8.2	251	-10	1	1.1	3.5
Saturday, January 25, 2014	22:10	0:10	30	51	33	23	341	6.7	251	-10	1	1.1	3.3
Saturday, January 25, 2014	22:20	0:10	30	46	33	23	306	6.8	255	-10	1	1.1	3.0
Saturday, January 25, 2014	22:30	0:10	31	46	33	27	394	7.6	250	-10	1	0.9	3.7
Saturday, January 25, 2014	22:40	0:10	33	47	35	28	392	7.7	261	-10	1	1.5	4.1
Saturday, January 25, 2014	22:50	0:10	35	52	37	30	445	8.0	275	-10	1	1.5	3.5
Saturday, January 25, 2014	23:00	0:10	34	46	37	28	492	7.9	270	-10	1	1.3	3.7
Saturday, January 25, 2014	23:10	0:10	36	51	39	31	719	8.4	272	-10	1	1.5	3.7
Saturday, January 25, 2014	23:20	0:10	36	50	38	31	973	9.1	272	-10	1	1.3	2.6
Saturday, January 25, 2014	23:30	0:10	36	53	37	31	875	9.0	267	-10	1	1.5	3.3
Saturday, January 25, 2014	23:40	0:10	35	46	37	31	1007	9.2	260	-10	1	1.3	3.2
Saturday, January 25, 2014	23:50	0:10	35	52	37	30	1201	10.1	254	-10	1	1.3	2.8
Sunday, January 26, 2014	0:00	0:10	33	43	36	29	1083	9.5	247	-10	1	1.3	2.6
Sunday, January 26, 2014	0:10	0:10	31	42	35	25	1084	9.4	265	-10	1	1.1	3.2
Sunday, January 26, 2014	0:20	0:10	34	54	36	28	1095	9.5	265	-10	1	1.3	3.7
Sunday, January 26, 2014	0:30	0:10	37	53	40	31	935	8.9	264	-10	1	1.5	3.5
Sunday, January 26, 2014	0:40	0:10	37	50	40	30	731	8.3	269	-11	1	1.5	3.3
Sunday, January 26, 2014	0:50	0:10	35	48	38	29	904	9.3	271	-10	1	1.3	3.9
Sunday, January 26, 2014	1:00	0:10	34	47	36	30	1399	10.9	273	-10	1	1.3	2.8
Sunday, January 26, 2014	1:10	0:10	43	53	47	36	1723	12.2	275	-10	1	2.0	5.7
Sunday, January 26, 2014	1:20	0:10	43	57	46	35	1871	13.1	275	-10	1	2.0	4.8
Sunday, January 26, 2014	1:30	0:10	43	57	46	36	1893	12.9	274	-10	1	2.0	5.4
Sunday, January 26, 2014	1:40	0:10	42	58	45	34	1941	13.4	277	-11	1	1.7	5.4
Sunday, January 26, 2014	1:50	0:10	41	51	44	32	1815	12.3	278	-11	1	1.7	3.7
Sunday, January 26, 2014	2:00	0:10	45	58	49	36	1782	12.1	274	-11	1	2.2	6.7
Sunday, January 26, 2014	2:10	0:10	48	57	52	39	1617	11.5	277	-11	1	2.4	6.7
Sunday, January 26, 2014	2:20	0:10	47	58	51	42	1635	12.0	273	-11	1	2.2	5.6
Sunday, January 26, 2014	2:30	0:10	49	65	51	42	1781	13.3	271	-11	1	2.4	6.1
Sunday, January 26, 2014	2:40	0:10	44	53	47	39	1949	15.0	284	-11	1	2.0	5.4
Sunday, January 26, 2014	2:50	0:10	46	63	48	38	1982	14.3	279	-11	1	2.0	5.2
Sunday, January 26, 2014	3:00	0:10	44	57	46	35	1470	11.2	276	-12	1	2.0	5.2
Sunday, January 26, 2014	3:10	0:10	47	59	50	40	1855	13.4	271	-12	1	2.4	6.7
Sunday, January 26, 2014	3:20	0:10	50	63	53	44	1997	16.2	267	-12	1	2.6	5.2
Sunday, January 26, 2014	3:30	0:10	46	55	50	42	2000	17.6	269	-13	1	2.2	5.2
Sunday, January 26, 2014	3:40	0:10	45	56	48	40	2000	17.9	272	-13	1	2.2	5.6
Sunday, January 26, 2014	3:50	0:10	43	57	45	37	1943	14.4	265	-14	1	2.0	5.4
Sunday, January 26, 2014	4:00	0:10	39	55	41	35	1765	13.0	267	-14	1	1.5	3.5
Sunday, January 26, 2014	4:10	0:10	44	58	49	35	1857	13.9	264	-14	1	2.0	4.6
Sunday, January 26, 2014	4:20	0:10	46	61	49	40	1854	13.5	267	-15	1	2.4	7.4
Sunday, January 26, 2014	4:30	0:10	46	57	49	41	1505	11.7	267	-15	1	2.2	5.6
Sunday, January 26, 2014	4:40	0:10	48	60	52	39	562	12.5	271	-15	1	2.6	6.1
Sunday, January 26, 2014	4:50	0:10	48	62	52	39	649	13.1	274	-16	1	2.2	5.2
Sunday, January 26, 2014	5:00	0:10	45	56	48	40	1774	14.1	279	-16	1	2.4	5.0
Sunday, January 26, 2014	5:10	0:10	43	52	46	37	1199	13.6	284	-16	1	1.9	5.2
Sunday, January 26, 2014	5:20	0:10	40	56	44	32	803	14.6	286	-17	1	1.5	3.9
Sunday, January 26, 2014	5:30	0:10	48	64	52	39	1719	14.4	280	-17	1	2.2	5.6
Sunday, January 26, 2014	5:40	0:10	46	58	50	38	909	14.7	278	-17	1	2.2	5.4
Sunday, January 26, 2014	5:50	0:10	50	67	52	41	1961	15.0	276	-17	1	2.4	6.1
Sunday, January 26, 2014	6:00	0:10	49	63	53	41	1993	16.3	284	-18	1	2.6	5.9
Sunday, January 26, 2014	6:10	0:10	53	66	57	46	1978	14.4	279	-18	1	3.0	10.0
Sunday, January 26, 2014	6:20	0:10	51	62	54	45	1641	15.4	282	-18	1	2.8	6.9
Sunday, January 26, 2014	6:30	0:10	49	59	52	44	1073	12.8	286	-18	1	2.6	5.4
Sunday, January 26, 2014	6:40	0:10	46	61	50	40	929	11.9	292	-19	1	2.4	5.6
Sunday, January 26, 2014	6:50	0:10	46	65	49	36	-27	11.0	285	-19	1	2.0	4.8
Sunday, January 26, 2014	7:00	0:10	44	61	47	36	-23	11.2	288	-19	1	2.0	5.7
Sunday, January 26, 2014	7:10	0:10	39	53	42	35	-23	9.9	299	-20	1	1.3	3.5
Sunday, January 26, 2014	7:20	0:10	35	46	37	32	-24	10.2</					

Table B-6: Location 6 Winter Compliance Evaluation

Date	Time	Duration	Leq	Lmax	L(10)	L(90)	WT W6	WT W6	Onsite Met	Onsite Met	NWS Plymouth	Loc. 6	Loc. 6
	Start Time	(min)	(dBA)	(dBA)	(dBA)	(dBA)	Output (kW)	HH WS (m/s)	WD @ 75m (degrees)	Temp. (°C)	Precip. Obs.	Avg. WS @ 2m (m/s)	Gust WS @ 2m (m/s)
Sunday, January 26, 2014	8:00	0:10	38	50	41	34	-20	11.8	289	-20		1.3	3.3
Sunday, January 26, 2014	8:10	0:10	39	50	42	36	-20	11.1	293	-20		1.1	2.6
Sunday, January 26, 2014	8:20	0:10	39	50	41	36	-20	10.9	298	-20		1.3	3.2
Sunday, January 26, 2014	8:30	0:10	41	52	43	36	-21	9.7	298	-20		1.5	4.3
Sunday, January 26, 2014	8:40	0:10	42	55	45	37	-22	10.6	295	-20		1.7	4.3
Sunday, January 26, 2014	8:50	0:10	41	50	45	37	-21	9.8	299	-20		1.5	4.3
Sunday, January 26, 2014	9:00	0:10	43	58	46	39	-22	10.3	297	-20		1.7	5.0
Sunday, January 26, 2014	9:10	0:10	44	60	48	37	-21	10.5	293	-20		1.7	5.2
Sunday, January 26, 2014	9:20	0:10	45	61	47	39	-21	12.4	295	-19		1.7	5.4
Sunday, January 26, 2014	9:30	0:10	56	78	58	38	-21	11.6	295	-19		1.5	3.0
Sunday, January 26, 2014	9:40	0:10	55	70	59	43	-21	10.0	290	-19		2.2	6.9
Sunday, January 26, 2014	9:50	0:10	47	58	50	37	11	9.9	292	-19		2.2	5.2
Sunday, January 26, 2014	10:00	0:10	50	63	52	40	-44	9.1	291	-18		2.8	6.7
Sunday, January 26, 2014	10:10	0:10	47	61	51	38	-41	7.9	294	-18		2.2	5.4
Sunday, January 26, 2014	10:20	0:10	45	56	48	40	1289	12.1	289	-18		2.4	6.3
Sunday, January 26, 2014	10:30	0:10	43	56	46	39	1792	13.4	282	-18		2.2	5.0
Sunday, January 26, 2014	10:40	0:10	45	57	48	38	1894	13.5	278	-17		2.4	5.4
Sunday, January 26, 2014	10:50	0:10	46	58	49	41	602	11.6	278	-17		2.4	5.0
Sunday, January 26, 2014	11:00	0:10	44	58	47	37	651	11.3	276	-17		1.9	4.4
Sunday, January 26, 2014	11:10	0:10	41	55	43	37	1768	12.8	279	-16		1.7	4.6
Sunday, January 26, 2014	11:20	0:10	41	57	44	35	1703	13.5	285	-16		1.9	4.6
Sunday, January 26, 2014	11:30	0:10	38	53	42	32	1120	14.0	289	-16		1.5	4.8
Sunday, January 26, 2014	11:40	0:10	44	58	48	35	1618	12.7	280	-15		2.2	7.4
Sunday, January 26, 2014	11:50	0:10	48	63	51	40	565	11.2	275	-15		2.6	7.4
Sunday, January 26, 2014	12:00	0:10	41	57	44	34	1790	13.3	272	-15		1.7	5.7
Sunday, January 26, 2014	12:10	0:10	45	59	48	40	1938	14.1	277	-15		2.4	4.6
Sunday, January 26, 2014	12:20	0:10	48	62	51	40	1956	14.3	277	-15		2.6	5.4
Sunday, January 26, 2014	12:30	0:10	48	59	53	41	1884	13.0	272	-15		2.4	6.1
Sunday, January 26, 2014	12:40	0:10	47	62	50	39	1610	15.7	267	-15		2.2	5.0
Sunday, January 26, 2014	12:50	0:10	48	60	52	40	829	12.2	263	-15		2.4	6.7
Sunday, January 26, 2014	13:00	0:10	49	61	53	40	1145	10.6	262	-15		2.8	6.9
Sunday, January 26, 2014	13:10	0:10	48	62	51	42	1691	13.5	280	-15		2.8	6.7
Sunday, January 26, 2014	13:20	0:10	44	59	48	37	1620	11.7	278	-15		1.9	5.2
Sunday, January 26, 2014	13:30	0:10	48	59	53	33	1642	12.7	285	-15		2.0	5.9
Sunday, January 26, 2014	13:40	0:10	49	65	53	41	1347	11.7	270	-14		2.8	7.2
Sunday, January 26, 2014	13:50	0:10	47	57	51	41	1192	10.8	263	-15		2.4	5.7
Sunday, January 26, 2014	14:00	0:10	43	58	46	34	1451	12.2	270	-15		1.9	4.8
Sunday, January 26, 2014	14:10	0:10	43	57	46	33	1725	13.3	262	-15		2.0	4.8
Sunday, January 26, 2014	14:20	0:10	40	54	44	32	1715	12.3	278	-14		1.5	4.1
Sunday, January 26, 2014	14:30	0:10	33	47	36	27	1598	11.8	277	-14		1.1	2.6
Sunday, January 26, 2014	14:40	0:10	33	50	36	25	1409	11.5	264	-15		1.7	3.5
Sunday, January 26, 2014	14:50	0:10	38	51	42	31	388	9.4	278	-14		1.7	4.4
Sunday, January 26, 2014	15:00	0:10	42	58	44	34	588	7.7	269	-14		1.9	5.6
Sunday, January 26, 2014	15:10	0:10	42	59	45	37	336	7.1	254	-14		1.9	4.4
Sunday, January 26, 2014	15:20	0:10	41	62	41	33	669	8.5	234	-15		1.3	4.1
Sunday, January 26, 2014	15:30	0:10	42	58	43	33	531	8.2	237	-15		1.5	5.0
Sunday, January 26, 2014	15:40	0:10	38	62	40	29	950	9.5	239	-15		1.3	3.3
Sunday, January 26, 2014	15:50	0:10	44	64	44	32	678	8.7	252	-15		1.1	3.7
Sunday, January 26, 2014	16:00	0:10	35	51	38	27	364	7.1	238	-15		1.3	3.7
Sunday, January 26, 2014	16:10	0:10	28	43	30	16	150	5.7	236	-15		0.7	2.4
Sunday, January 26, 2014	16:20	0:10	30	46	31	17	272	6.8	236	-15		0.2	1.3
Sunday, January 26, 2014	16:30	0:10	29	40	30	26	115	5.4	225	-15		0.4	1.9
Sunday, January 26, 2014	16:40	0:10	34	52	34	28	129	5.6	215	-15		0.9	2.6
Sunday, January 26, 2014	16:50	0:10	39	58	37	27	64	5.4	219	-15		0.9	2.8
Sunday, January 26, 2014	17:00	0:10	38	63	29	17	89	5.9	228	-15		0.6	1.5
Sunday, January 26, 2014	17:10	0:10	29	37	30	26	231	6.7	232	-16		0.2	1.5
Sunday, January 26, 2014	17:20	0:10	28	41	29	26	373	7.1	226	-15		0.6	2.0
Sunday, January 26, 2014	17:30	0:10	27	39	27	25	262	6.8	223	-16		0.4	1.3
Sunday, January 26, 2014	17:40	0:10	23	28	26	15	67	4.8	219	-15		0.2	0.9
Sunday, January 26, 2014	17:50	0:10	27	40	30	15	129	5.7	215	-15		0.4	0.9
Sunday, January 26, 2014	18:00	0:10	39	58	34	26	119	5.5	210	-15		0.2	1.3
Sunday, January 26, 2014	18:10	0:10	27	30	29	26	-18	3.3	199	-16		0.4	0.9
Sunday, January 26, 2014	18:20	0:10	22	34	26	15	-42	2.9	184	-16		0.2	1.1
Sunday, January 26, 2014	18:30	0:10	49	68	48	14	-36	3.7	185	-16		0.0	0.0
Sunday, January 26, 2014	18:40	0:10	48	67	49	26	-28	3.7	190	-16		0.0	0.0
Sunday, January 26, 2014	18:50	0:10	33	52	36	26	-18	2.9	201	-16		0.0	0.0
Sunday, January 26, 2014	19:00	0:10	27	47	27	25	-35	3.3	195	-16		0.2	0.7
Sunday, January 26, 2014	19:10	0:10	24	35	29	15	-38	3.2	189	-16		0.0	0.0
Sunday, January 26, 2014	19:20	0:10	26	37	27	15	-36	3.3	177	-16		0.0	0.0
Sunday, January 26, 2014	19:30	0:10	27	36	30	15	43	5.2	167	-15		0.2	0.6
Sunday, January 26, 2014	19:40	0:10	37	63	29	26	145	5.5	170	-15		0.0	0.7
Sunday, January 26, 2014	19:50	0:10	35	64	29	25	188	6.2	168	-15		0.0	0.4
Sunday, January 26, 2014	20:00	0:10	27	32	29	26	212	6.6	167	-15		0.0	0.0
Sunday, January 26, 2014	20:10	0:10	28	31	30	26	304	7.0	166	-15		0.2	0.9
Sunday, January 26, 2014	20:20	0:10	22	29	26	17	230	6.3	166	-15		0.0	0.6
Sunday, January 26, 2014	20:30	0:10	24	29	27	17	275	6.6	167	-15		0.2	0.9
Sunday, January 26, 2014	20:40	0:10	26	29	27	26	263	6.6	164	-15		0.0	0.0
Sunday, January 26, 2014	20:50	0:10	27	30	29	26	287	6.8	161	-15		0.4	1.3
Sunday, January 26, 2014	21:00	0:10	24	28	26	16	241	6.5	166	-15		0.0	0.4
Sunday, January 26, 2014	21:10	0:10	23	28	26	16	153	5.6	168	-15		0.2	0.7
Sunday, January 26, 2014	21:20	0:10	22	27	26	16	138	5.5	167	-15		0.0	0.6
Sunday, January 26, 2014	21:30	0:10	24	30	26	20	267	6.8	168	-15		0.2	1.1
Sunday, January 26, 2014	21:40	0:10	29	57	28	20	261	6.7	166	-15		0.4	1.1
Sunday, January 26, 2014	21:50	0:10	28	59	27	25	202	6.2	169	-15		0.0	0.9
Sunday, January 26, 2014	22:00	0:10	28	49	29	25	142	5.8	169	-15		0.0	0.7
Sunday, January 26, 2014	22:10	0:10	27	35	29	17	314	6.7	163	-15		0.0	0.2
Sunday, January 26, 2014	22:20	0:10	25	41	27	16	311	7.4	164	-15		0.0	0.4
Sunday, January 26, 2014	22:30	0:10	24	30	27	17	316	7.0	155	-15		0.0	0.6
Sunday, January 26, 2014	22:40	0:10	27	30	29	25	306	6.9	152	-15		0.0	0.6
Sunday, January 26, 2014	22:50	0:10	27	31	29	26	416	7.3	151	-15		0.2	1.5
Sunday, January 26, 2014	23:00	0:10	26	30	28	19	386	7.0	151	-15		0.2	0.9
Sunday, January 26, 2014	23:10	0:10	24	30	27	18	275	6.5	154	-15		0.4	1.7
Sunday, January 26, 2014	23:20	0:10	26	32	29	17	317	6.7	152	-15		0.2	0.9
Sunday, January 26, 2014	23:30	0:10	29	39	31	28	280	6.6	153	-14		0.2	1.5
Sunday, January 26, 2014	23:40	0:10	32	55	30	27	336	7.1	159	-14		0.6	2.0
Sunday, January 26, 2014	23:50	0:10	41	64	30	26	266	6.6	159	-14		0.4	1.7
Monday, January 27, 2014	0:00	0:10	28	47	30	25	89	5.0	156	-14		0.2	0.9
Monday, January 27, 2014	0:10	0:10	26	38	29	19	46	5.1	142	-14		0.7	2.0
Monday, January 27, 2014	0:20	0:10	25	38	27	17	119	5.5	140	-14		0.4	1.5
Monday, January 27, 2014	0:30	0:10	39	60	27	17	219	6.3	143	-14	1	0.4	1.1
Monday, January													

Table B-6: Location 6 Winter Compliance Evaluation

Date	Time	Duration	Leq	Lmax	L(10)	L(90)	WT W6	WT W6	Onsite Met	Onsite Met	NWS Plymouth	Loc. 6	Loc. 6
	Start Time	(min)	(dBA)	(dBA)	(dBA)	(dBA)	Output (kW)	HH WS (m/s)	WD @ 75m (degrees)	Temp. (°C)	Precip. Obs.	Avg. WS @ 2m (m/s)	Gust WS @ 2m (m/s)
Monday, January 27, 2014	1:00	0:10	32	59	29	26	172	5.7	150	-14		0.4	1.1
Monday, January 27, 2014	1:10	0:10	21	30	26	16	149	5.6	149	-14		0.4	1.1
Monday, January 27, 2014	1:20	0:10	34	63	27	17	95	5.2	154	-14		0.4	1.1
Monday, January 27, 2014	1:30	0:10	25	31	27	17	80	4.9	158	-14		0.2	1.3
Monday, January 27, 2014	1:40	0:10	28	31	29	25	117	5.4	145	-14		0.2	1.1
Monday, January 27, 2014	1:50	0:10	28	32	29	27	176	6.0	136	-14		0.4	1.1
Monday, January 27, 2014	2:00	0:10	28	33	30	26	226	6.1	136	-14		0.6	1.1
Monday, January 27, 2014	2:10	0:10	27	33	30	24	333	6.7	140	-14		0.7	1.7
Monday, January 27, 2014	2:20	0:10	28	35	29	26	244	6.7	138	-14		0.4	1.5
Monday, January 27, 2014	2:30	0:10	27	33	28	26	228	6.2	136	-14		0.7	2.0
Monday, January 27, 2014	2:40	0:10	26	29	28	18	164	5.8	140	-14		0.6	1.5
Monday, January 27, 2014	2:50	0:10	23	30	26	15	206	6.0	142	-13		0.4	1.1
Monday, January 27, 2014	3:00	0:10	25	34	26	18	183	5.8	148	-13		0.4	1.3
Monday, January 27, 2014	3:10	0:10	28	32	30	26	301	6.7	150	-13		0.7	1.5
Monday, January 27, 2014	3:20	0:10	29	32	30	26	312	6.7	143	-13		0.6	1.3
Monday, January 27, 2014	3:30	0:10	30	35	31	27	412	7.1	138	-13		0.9	2.4
Monday, January 27, 2014	3:40	0:10	30	36	32	27	477	7.4	141	-13		0.7	1.7
Monday, January 27, 2014	3:50	0:10	27	33	29	24	347	7.1	148	-13		0.6	1.1
Monday, January 27, 2014	4:00	0:10	29	35	31	27	394	7.0	144	-13		0.7	2.0
Monday, January 27, 2014	4:10	0:10	29	33	31	27	480	7.3	149	-13		0.6	2.0
Monday, January 27, 2014	4:20	0:10	29	33	31	26	438	7.0	155	-13		0.7	1.9
Monday, January 27, 2014	4:30	0:10	28	34	30	25	516	8.1	153	-13		0.7	1.7
Monday, January 27, 2014	4:40	0:10	30	39	32	27	533	7.6	148	-13		0.4	1.5
Monday, January 27, 2014	4:50	0:10	30	36	31	28	348	6.6	147	-12		0.6	1.5
Monday, January 27, 2014	5:00	0:10	29	32	30	28	287	6.6	149	-12		0.6	1.3
Monday, January 27, 2014	5:10	0:10	27	34	29	26	300	6.5	162	-12		0.6	1.3
Monday, January 27, 2014	5:20	0:10	25	32	28	21	268	6.4	171	-11		0.7	1.5
Monday, January 27, 2014	5:30	0:10	28	39	30	24	402	7.2	168	-11		0.7	1.5
Monday, January 27, 2014	5:40	0:10	33	48	35	26	348	6.7	169	-10		0.4	1.1
Monday, January 27, 2014	5:50	0:10	29	35	30	27	551	7.8	165	-10		0.4	1.1
Monday, January 27, 2014	6:00	0:10	27	45	30	23	403	6.8	163	-10		0.4	0.9
Monday, January 27, 2014	6:10	0:10	29	48	30	26	362	7.0	165	-10		0.7	1.7
Monday, January 27, 2014	6:20	0:10	32	39	34	30	440	7.0	167	-10		1.1	1.9
Monday, January 27, 2014	6:30	0:10	33	39	34	31	521	7.7	167	-10		0.7	1.9
Monday, January 27, 2014	6:40	0:10	33	43	34	30	496	7.9	168	-10		0.7	1.7
Monday, January 27, 2014	6:50	0:10	29	47	31	25	413	7.4	169	-10		0.7	1.7
Monday, January 27, 2014	7:00	0:10	32	47	36	24	222	6.3	171	-10		0.6	1.3
Monday, January 27, 2014	7:10	0:10	28	41	29	24	392	7.9	168	-10		0.9	1.5
Monday, January 27, 2014	7:20	0:10	29	41	30	27	264	6.6	164	-9		0.4	0.9
Monday, January 27, 2014	7:30	0:10	31	47	32	29	118	5.6	165	-9		0.7	1.5
Monday, January 27, 2014	7:40	0:10	31	37	32	29	307	7.4	166	-9		0.9	1.9
Monday, January 27, 2014	7:50	0:10	58	67	60	29	376	7.4	167	-10		0.7	1.7
Monday, January 27, 2014	8:00	0:10	57	70	60	49	343	7.5	165	-9		0.7	1.5
Monday, January 27, 2014	8:10	0:10	49	66	53	28	155	6.0	164	-9	1	0.9	1.7
Monday, January 27, 2014	8:20	0:10	35	53	34	29	373	7.7	167	-9	1	0.9	2.0
Monday, January 27, 2014	8:30	0:10	31	38	32	28	412	7.8	165	-9	1	1.3	2.0
Monday, January 27, 2014	8:40	0:10	30	44	32	28	431	7.5	167	-9		1.1	1.9
Monday, January 27, 2014	8:50	0:10	47	64	51	27	405	7.6	173	-9		1.3	1.9
Monday, January 27, 2014	9:00	0:10	34	57	33	29	440	7.4	176	-9		1.1	2.0
Monday, January 27, 2014	9:10	0:10	33	49	33	30	345	7.0	177	-8	1	0.7	1.7
Monday, January 27, 2014	9:20	0:10	30	40	32	26	123	5.7	181	-7	1	0.6	1.1
Monday, January 27, 2014	9:30	0:10	33	60	32	29	261	6.7	181	-7	1	0.7	1.5
Monday, January 27, 2014	9:40	0:10	33	38	35	31	591	8.0	178	-7	1	0.9	2.0
Monday, January 27, 2014	9:50	0:10	38	43	40	34	1040	9.7	178	-7	1	0.9	2.0
Monday, January 27, 2014	10:00	0:10	36	49	38	33	1068	9.9	183	-7	1	0.6	1.9
Monday, January 27, 2014	10:10	0:10	33	46	35	31	792	9.2	186	-6	1	0.7	1.7
Monday, January 27, 2014	10:20	0:10	35	42	37	32	905	9.8	185	-6	1	0.7	1.7
Monday, January 27, 2014	10:30	0:10	52	59	56	23	742	9.2	188	-6		0.6	2.0
Monday, January 27, 2014	10:40	0:10	35	53	34	24	381	8.1	187	-6		0.4	1.9
Monday, January 27, 2014	10:50	0:10	30	49	30	27	365	6.9	193	-6		0.7	1.5
Monday, January 27, 2014	11:00	0:10	33	50	35	29	137	5.9	206	-6		0.4	1.3
Monday, January 27, 2014	11:10	0:10	41	62	40	28	650	9.0	234	-8		0.6	1.5
Monday, January 27, 2014	11:20	0:10	33	46	35	28	1137	11.9	257	-5		0.6	2.0
Monday, January 27, 2014	11:30	0:10	38	59	40	33	1956	13.4	248	-5	1	1.5	3.9
Monday, January 27, 2014	11:40	0:10	45	62	46	36	1839	13.3	256	-5	1	2.0	5.6
Monday, January 27, 2014	11:50	0:10	42	54	44	38	1728	13.0	258	-4	1	1.9	4.1
Monday, January 27, 2014	12:00	0:10	46	63	49	40	1886	14.4	268	-4	1	2.2	4.8
Monday, January 27, 2014	12:10	0:10	46	58	48	41	1962	15.3	271	-4	1	2.4	6.1
Monday, January 27, 2014	12:20	0:10	45	61	48	39	1983	16.0	269	-4	1	2.2	4.6
Monday, January 27, 2014	12:30	0:10	45	59	48	38	1982	16.1	259	-4	1	2.4	4.8
Monday, January 27, 2014	12:40	0:10	42	56	44	37	1965	15.4	267	-4	1	2.0	5.7
Monday, January 27, 2014	12:50	0:10	48	62	50	43	1990	15.7	268	-4	1	2.4	8.5
Monday, January 27, 2014	13:00	0:10	54	72	55	45	2000	18.5	266	-4	1	3.2	7.2
Monday, January 27, 2014	13:10	0:10	53	62	56	48	2000	18.8	262	-4	1	3.2	7.6
Monday, January 27, 2014	13:20	0:10	55	65	58	48	2000	20.4	269	-5	1	3.5	7.6
Monday, January 27, 2014	13:30	0:10	53	64	56	44	1997	19.1	267	-5	1	2.6	7.0
Monday, January 27, 2014	13:40	0:10	53	71	57	45	1035	18.6	267	-5	1	3.0	7.2
Monday, January 27, 2014	13:50	0:10	51	67	54	43	1783	17.7	274	-5	1	3.0	8.0
Monday, January 27, 2014	14:00	0:10	52	64	55	44	2000	18.5	277	-6	1	3.2	7.2
Monday, January 27, 2014	14:10	0:10	46	58	49	37	833	20.1	276	-6	1	2.2	6.9
Monday, January 27, 2014	14:20	0:10	53	68	56	42	1999	17.9	269	-6	1	2.6	6.5
Monday, January 27, 2014	14:30	0:10	54	67	58	40	2000	19.6	267	-6		3.0	8.9
Monday, January 27, 2014	14:40	0:10	51	62	55	43	1994	17.4	278	-6		3.2	6.1
Monday, January 27, 2014	14:50	0:10	48	60	51	42	1951	17.2	280	-7		2.8	7.4
Monday, January 27, 2014	15:00	0:10	53	67	57	42	903	16.8	284	-7		3.0	6.9
Monday, January 27, 2014	15:10	0:10	51	64	56	40	1989	16.7	279	-7		2.8	5.9
Monday, January 27, 2014	15:20	0:10	52	63	56	44	819	17.7	278	-7		3.3	8.0
Monday, January 27, 2014	15:30	0:10	54	72	56	46	-13	16.9	295	-7		3.2	8.2
Monday, January 27, 2014	15:40	0:10	48	62	51	41	1817	15.8	286	-8		2.4	6.5
Monday, January 27, 2014	15:50	0:10	49	58	52	42	990	15.1	286	-8		2.8	6.7
Monday, January 27, 2014	16:00	0:10	47	58	50	41	530	15.0	287	-8		2.4	4.8
Monday, January 27, 2014	16:10	0:10	54	68	57	45	-26	17.2	297	-9		2.6	7.8
Monday, January 27, 2014	16:20	0:10	50	62	53	44	305	18.6	284	-9		2.8	6.1
Monday, January 27, 2014	16:30	0:10	51	66	55	43	145	19.7	288	-10		3.0	7.2
Monday, January 27, 2014	16:40	0:10	55	67	59	47	627	20.5	293	-10		3.2	8.0
Monday, January 27, 2014	16:50	0:10	54	71	57	44	203	18.0	285	-10		3.2	8.2
Monday, January 27, 2014	17:00	0:10	53	67	55	45	928	16.9	281	-11		3.2	9.3
Monday, January 27, 2014	17:10	0:10	53	66	57	44	826	16.9	285	-11		3.2	7.4
Monday, January 27, 2014	17:20	0:10	54	66	57	45	-13	19.1	282	-11		3.3	6.9
Monday, January 27, 2014	17:30	0:10	55	69	59	47	1123	20.7	283	-11		3.2	8.9
Monday, January 27, 201													

Table B-6: Location 6 Winter Compliance Evaluation

Date	Time	Duration	Leq	Lmax	L(10)	L(90)	WT W6	WT W6	Onsite Met	Onsite Met	NWS Plymouth	Loc. 6	Loc. 6
	Start Time	(min)	(dBA)	(dBA)	(dBA)	(dBA)	Output (kW)	HH WS (m/s)	WD @ 75m (degrees)	Temp. (°C)	Precip. Obs.	Avg. WS @ 2m (m/s)	Gust WS @ 2m (m/s)
Monday, January 27, 2014	18:00	0:10	50	64	53	44	1957	15.2	284	-12		3.0	7.2
Monday, January 27, 2014	18:10	0:10	52	64	55	47	179	14.6	286	-12		3.2	6.1
Monday, January 27, 2014	18:20	0:10	49	61	52	42	-25	12.5	289	-12		2.4	6.1
Monday, January 27, 2014	18:30	0:10	49	60	53	41	585	14.6	285	-12		2.8	6.1
Monday, January 27, 2014	18:40	0:10	53	64	57	44	1235	14.0	294	-12		3.3	6.7
Monday, January 27, 2014	18:50	0:10	49	62	54	42	663	13.2	298	-12		2.8	6.3
Monday, January 27, 2014	19:00	0:10	45	57	48	41	1754	13.3	295	-12		2.2	6.1
Monday, January 27, 2014	19:10	0:10	46	60	50	39	251	13.5	295	-12		2.4	6.7
Monday, January 27, 2014	19:20	0:10	40	51	43	34	-26	12.6	291	-12		1.9	4.6
Monday, January 27, 2014	19:30	0:10	40	59	43	35	443	11.7	290	-13		1.7	4.4
Monday, January 27, 2014	19:40	0:10	43	54	46	35	1796	12.9	295	-13		2.0	4.4
Monday, January 27, 2014	19:50	0:10	38	48	40	33	373	11.4	293	-13		1.9	4.1
Monday, January 27, 2014	20:00	0:10	44	60	46	38	-26	11.4	292	-13		2.0	5.2
Monday, January 27, 2014	20:10	0:10	42	55	46	33	1542	13.5	294	-13		2.0	5.6
Monday, January 27, 2014	20:20	0:10	40	50	43	32	1503	11.4	289	-13		1.9	5.0
Monday, January 27, 2014	20:30	0:10	42	58	46	34	1238	10.5	293	-13		1.9	4.1
Monday, January 27, 2014	20:40	0:10	38	59	39	32	1559	12.4	289	-13		1.7	4.6
Monday, January 27, 2014	20:50	0:10	42	55	45	33	1451	11.3	291	-13		1.7	3.5
Monday, January 27, 2014	21:00	0:10	38	56	40	34	954	11.0	295	-14		1.7	3.7
Monday, January 27, 2014	21:10	0:10	40	59	42	31	858	10.5	291	-14		1.7	4.1
Monday, January 27, 2014	21:20	0:10	36	47	40	30	575	9.2	286	-14		1.7	3.7
Monday, January 27, 2014	21:30	0:10	38	58	39	31	-27	9.7	297	-14		1.5	3.2
Monday, January 27, 2014	21:40	0:10	41	61	38	31	-25	8.7	291	-14		1.3	4.1
Monday, January 27, 2014	21:50	0:10	40	62	36	25	516	8.7	291	-14		1.1	3.3
Monday, January 27, 2014	22:00	0:10	30	46	34	23	621	9.4	292	-14		1.1	4.1
Monday, January 27, 2014	22:10	0:10	33	53	34	21	852	9.6	288	-14		1.1	3.5
Monday, January 27, 2014	22:20	0:10	30	45	31	26	749	9.4	294	-15		0.9	2.4
Monday, January 27, 2014	22:30	0:10	31	48	33	26	-40	10.0	296	-15		1.3	3.2
Monday, January 27, 2014	22:40	0:10	30	47	32	27	-41	9.2	295	-15		1.1	2.4
Monday, January 27, 2014	22:50	0:10	32	49	35	25	708	9.2	288	-15		1.5	3.3
Monday, January 27, 2014	23:00	0:10	37	55	40	28	1046	9.9	286	-15		1.5	3.9
Monday, January 27, 2014	23:10	0:10	40	53	43	33	531	7.9	284	-15		1.9	4.6
Monday, January 27, 2014	23:20	0:10	40	55	43	32	545	8.6	279	-15		1.7	5.0
Monday, January 27, 2014	23:30	0:10	39	54	43	32	740	9.6	277	-15		1.7	4.4
Monday, January 27, 2014	23:40	0:10	40	60	42	31	659	8.6	277	-15		1.9	5.7
Monday, January 27, 2014	23:50	0:10	41	59	45	30	966	10.5	275	-15		1.9	5.4
Tuesday, January 28, 2014	0:00	0:10	38	53	40	32	1342	11.6	275	-16		1.9	4.6
Tuesday, January 28, 2014	0:10	0:10	40	55	43	32	1129	9.9	278	-16		1.9	5.2
Tuesday, January 28, 2014	0:20	0:10	40	61	39	32	1000	9.5	277	-16		1.7	4.4
Tuesday, January 28, 2014	0:30	0:10	35	53	38	30	1271	10.7	279	-16		1.9	3.5
Tuesday, January 28, 2014	0:40	0:10	33	59	36	28	984	9.6	277	-16		1.1	3.9
Tuesday, January 28, 2014	0:50	0:10	34	52	38	29	843	9.0	275	-16		1.3	3.2
Tuesday, January 28, 2014	1:00	0:10	33	54	35	29	753	10.0	273	-17		1.3	3.3
Tuesday, January 28, 2014	1:10	0:10	33	51	35	27	905	10.1	276	-17		1.3	3.5
Tuesday, January 28, 2014	1:20	0:10	33	55	35	25	1038	9.4	276	-17		1.1	3.3
Tuesday, January 28, 2014	1:30	0:10	30	43	32	28	1215	10.3	276	-17		0.9	2.2
Tuesday, January 28, 2014	1:40	0:10	29	39	30	27	1194	9.9	279	-17		0.9	3.2
Tuesday, January 28, 2014	1:50	0:10	28	42	29	26	870	9.7	280	-17		0.7	2.0
Tuesday, January 28, 2014	2:00	0:10	34	55	34	20	959	9.7	279	-17		0.9	3.2
Tuesday, January 28, 2014	2:10	0:10	26	54	27	16	976	9.4	280	-18		0.6	2.6
Tuesday, January 28, 2014	2:20	0:10	24	35	27	17	766	8.7	280	-18		0.6	1.3
Tuesday, January 28, 2014	2:30	0:10	27	42	30	22	907	9.1	278	-18		0.9	2.4
Tuesday, January 28, 2014	2:40	0:10	31	47	33	25	1138	10.2	278	-18		1.5	2.8
Tuesday, January 28, 2014	2:50	0:10	29	35	30	27	1347	10.8	279	-18		0.9	2.2
Tuesday, January 28, 2014	3:00	0:10	29	43	30	27	1216	10.4	281	-18		0.9	2.2
Tuesday, January 28, 2014	3:10	0:10	28	32	29	26	1107	10.3	280	-18		0.4	1.9
Tuesday, January 28, 2014	3:20	0:10	25	29	27	17	729	9.0	276	-18		0.4	1.7
Tuesday, January 28, 2014	3:30	0:10	19	29	25	14	351	7.0	271	-18		0.2	1.1
Tuesday, January 28, 2014	3:40	0:10	26	40	28	16	333	6.6	265	-19		0.7	2.0
Tuesday, January 28, 2014	3:50	0:10	36	63	34	27	311	6.7	264	-19		1.1	3.5
Tuesday, January 28, 2014	4:00	0:10	30	42	31	28	659	8.6	268	-18		0.9	2.2
Tuesday, January 28, 2014	4:10	0:10	29	47	29	27	875	8.9	264	-19		0.9	3.2
Tuesday, January 28, 2014	4:20	0:10	26	36	29	17	393	7.2	263	-19		0.7	3.0
Tuesday, January 28, 2014	4:30	0:10	25	36	27	18	286	6.9	258	-19		0.6	1.7
Tuesday, January 28, 2014	4:40	0:10	31	47	33	25	351	6.8	260	-19		1.1	3.3
Tuesday, January 28, 2014	4:50	0:10	37	57	39	30	555	8.3	252	-19		1.5	4.4
Tuesday, January 28, 2014	5:00	0:10	34	50	37	30	814	9.0	269	-19		1.1	3.2
Tuesday, January 28, 2014	5:10	0:10	36	51	39	31	1037	9.6	270	-19		1.5	3.9
Tuesday, January 28, 2014	5:20	0:10	38	57	40	28	1307	10.6	268	-19		1.5	3.9
Tuesday, January 28, 2014	5:30	0:10	34	48	37	30	1426	11.9	267	-19		1.3	3.3
Tuesday, January 28, 2014	5:40	0:10	38	53	41	30	1298	10.4	263	-19		1.5	3.7
Tuesday, January 28, 2014	5:50	0:10	34	56	36	30	909	9.6	270	-19		1.3	2.6
Tuesday, January 28, 2014	6:00	0:10	36	50	39	32	866	9.3	267	-19		1.5	3.2
Tuesday, January 28, 2014	6:10	0:10	40	56	43	33	996	9.9	268	-19		1.5	3.9
Tuesday, January 28, 2014	6:20	0:10	38	52	41	33	1111	9.8	274	-19		1.5	3.2
Tuesday, January 28, 2014	6:30	0:10	36	46	39	32	1156	10.6	270	-19		1.5	3.3
Tuesday, January 28, 2014	6:40	0:10	41	59	44	34	1244	11.3	267	-19		1.7	4.6
Tuesday, January 28, 2014	6:50	0:10	41	57	44	33	1166	10.6	267	-19		1.9	4.4
Tuesday, January 28, 2014	7:00	0:10	38	57	41	30	1340	11.2	267	-19		1.3	3.5
Tuesday, January 28, 2014	7:10	0:10	35	50	37	30	1238	10.9	267	-19		1.7	5.0
Tuesday, January 28, 2014	7:20	0:10	32	51	34	27	1632	12.0	266	-19		1.1	4.1
Tuesday, January 28, 2014	7:30	0:10	36	53	40	25	1802	12.9	267	-19		1.1	3.2
Tuesday, January 28, 2014	7:40	0:10	36	53	39	29	1708	12.4	264	-19		1.3	4.3
Tuesday, January 28, 2014	7:50	0:10	34	45	36	30	1845	13.6	269	-19		1.3	2.8
Tuesday, January 28, 2014	8:00	0:10	39	59	39	30	1853	13.3	268	-19		1.5	5.0
Tuesday, January 28, 2014	8:10	0:10	38	51	42	29	1850	13.8	271	-19		1.5	3.3
Tuesday, January 28, 2014	8:20	0:10	42	60	41	27	1794	13.0	275	-19		1.3	3.2
Tuesday, January 28, 2014	8:30	0:10	34	47	37	27	1922	13.9	273	-19		1.1	2.4
Tuesday, January 28, 2014	8:40	0:10	46	68	47	33	1994	16.7	272	-18		1.9	3.9
Tuesday, January 28, 2014	8:50	0:10	57	87	54	33	1998	17.1	275	-18		1.5	3.3
Tuesday, January 28, 2014	9:00	0:10	51	84	51	32	1989	15.1	277	-18		1.7	4.6
Tuesday, January 28, 2014	9:10	0:10	50	63	54	43	1963	14.6	277	-18		2.8	6.5
Tuesday, January 28, 2014	9:20	0:10	49	66	52	43	1875	14.4	275	-18		2.4	7.6
Tuesday, January 28, 2014	9:30	0:10	50	65	53	42	211	14.9	277	-18		2.8	6.7
Tuesday, January 28, 2014	9:40	0:10	49	66	51	42	1638	15.0	283	-17		2.2	6.7
Tuesday, January 28, 2014	9:50	0:10	45	61	48	34	1984	15.4	284	-17		2.2	5.4
Tuesday, January 28, 2014	10:00	0:10	48	57	49	46	1992	15.9	281	-17		2.0	5.2
Tuesday, January 28, 2014	10:10	0:10	51	61	54	47	1709	13.5	277	-17		2.4	6.3
Tuesday, January 28, 2014	10:20	0:10	51	65	53	43	1879	13.6	282	-17		2.6	6.5
Tuesday, January 28, 2014	10:30	0:10	49	65	53	39	1187	11.8	293	-16			

Table B-6: Location 6 Winter Compliance Evaluation

Date	Time	Duration	Leq	Lmax	L(10)	L(90)	WT W6	WT W6	Onsite Met	Onsite Met	NWS Plymouth	Loc. 6	Loc. 6
	Start Time	(min)	(dBA)	(dBA)	(dBA)	(dBA)	Output (kW)	HH WS (m/s)	WD @ 75m (degrees)	Temp. (°C)	Precip. Obs.	Avg. WS @ 2m (m/s)	Gust WS @ 2m (m/s)
Tuesday, January 28, 2014	11:00	0:10	49	62	52	38	1477	11.4	283	-16		2.6	8.0
Tuesday, January 28, 2014	11:10	0:10	45	60	48	39	352	10.9	283	-15		2.2	5.4
Tuesday, January 28, 2014	11:20	0:10	44	60	46	37	1325	12.9	286	-15		2.4	4.3
Tuesday, January 28, 2014	11:30	0:10	43	55	46	37	585	11.1	297	-15		2.2	4.8
Tuesday, January 28, 2014	11:40	0:10	41	60	42	33	69	10.7	281	-15		1.7	3.9
Tuesday, January 28, 2014	11:50	0:10	39	53	42	32	-41	11.8	280	-14		1.7	3.3
Tuesday, January 28, 2014	12:00	0:10	44	65	46	33	-40	10.9	276	-14		1.7	4.4
Tuesday, January 28, 2014	12:10	0:10	42	61	43	30	688	10.9	288	-14		1.9	4.8
Tuesday, January 28, 2014	12:20	0:10	41	62	43	32	350	8.5	276	-14		1.7	4.1
Tuesday, January 28, 2014	12:30	0:10	40	56	42	32	290	8.7	268	-13		1.9	5.6
Tuesday, January 28, 2014	12:40	0:10	36	55	39	31	-34	7.9	294	-13		1.9	4.1
Tuesday, January 28, 2014	12:50	0:10	39	61	42	30	182	7.4	278	-13		1.9	4.3
Tuesday, January 28, 2014	13:00	0:10	39	62	41	30	342	7.4	271	-13		1.5	3.9
Tuesday, January 28, 2014	13:10	0:10	44	61	43	25	439	7.7	258	-14		1.7	4.1
Tuesday, January 28, 2014	13:20	0:10	41	63	42	31	269	7.7	263	-14		1.9	4.1
Tuesday, January 28, 2014	13:30	0:10	43	66	44	30	735	8.2	277	-14		1.7	3.3
Tuesday, January 28, 2014	13:40	0:10	38	51	41	30	539	7.6	273	-13		1.7	4.4
Tuesday, January 28, 2014	13:50	0:10	42	60	43	32	135	6.9	279	-13		1.7	4.3
Tuesday, January 28, 2014	14:00	0:10	37	56	34	27	620	8.2	278	-13		1.3	2.6
Tuesday, January 28, 2014	14:10	0:10	39	54	43	29	263	6.7	270	-13		1.7	5.2
Tuesday, January 28, 2014	14:20	0:10	30	45	31	27	408	7.2	271	-13		1.1	2.4
Tuesday, January 28, 2014	14:30	0:10	32	48	36	20	402	7.2	266	-13		1.1	3.9
Tuesday, January 28, 2014	14:40	0:10	35	53	36	28	117	6.0	263	-13		1.5	3.3
Tuesday, January 28, 2014	14:50	0:10	37	54	39	29	492	8.0	259	-14		1.5	3.2
Tuesday, January 28, 2014	15:00	0:10	30	47	32	26	376	7.3	270	-14		1.1	2.6
Tuesday, January 28, 2014	15:10	0:10	36	58	36	29	287	7.1	266	-14		0.9	2.8
Tuesday, January 28, 2014	15:20	0:10	31	46	32	24	177	6.1	243	-14		1.1	3.0
Tuesday, January 28, 2014	15:30	0:10	38	56	36	23	254	6.3	236	-14		0.9	2.4
Tuesday, January 28, 2014	15:40	0:10	27	44	30	21	344	7.3	240	-14		1.1	2.6
Tuesday, January 28, 2014	15:50	0:10	38	53	43	28	131	6.0	241	-14		1.1	3.0
Tuesday, January 28, 2014	16:00	0:10	32	47	35	26	108	5.4	247	-15		1.1	2.6
Tuesday, January 28, 2014	16:10	0:10	32	48	34	27	130	5.7	240	-15		0.7	2.6
Tuesday, January 28, 2014	16:20	0:10	38	61	39	21	322	7.0	239	-15		0.9	2.8
Tuesday, January 28, 2014	16:30	0:10	31	51	31	20	403	7.9	239	-15		0.9	2.2
Tuesday, January 28, 2014	16:40	0:10	28	37	29	26	247	6.5	240	-15		0.7	2.0
Tuesday, January 28, 2014	16:50	0:10	28	38	30	25	201	6.3	244	-15		0.6	1.5
Tuesday, January 28, 2014	17:00	0:10	44	63	41	16	358	7.1	244	-16		0.6	4.3
Tuesday, January 28, 2014	17:10	0:10	25	40	27	16	194	5.9	242	-16		0.4	1.9
Tuesday, January 28, 2014	17:20	0:10	41	58	43	26	326	7.0	244	-16		0.2	1.1
Tuesday, January 28, 2014	17:30	0:10	40	61	32	25	403	7.6	242	-16		0.4	1.1
Tuesday, January 28, 2014	17:40	0:10	34	56	32	15	376	7.2	237	-16		0.2	0.9
Tuesday, January 28, 2014	17:50	0:10	35	57	32	19	335	7.5	235	-16		0.6	1.3
Tuesday, January 28, 2014	18:00	0:10	30	56	27	15	345	7.1	237	-16		0.0	0.4
Tuesday, January 28, 2014	18:10	0:10	44	64	41	17	432	7.5	229	-16		0.4	1.3
Tuesday, January 28, 2014	18:20	0:10	47	67	43	26	394	7.5	235	-16		0.4	1.5
Tuesday, January 28, 2014	18:30	0:10	43	66	45	27	284	6.5	234	-16		0.4	1.1
Tuesday, January 28, 2014	18:40	0:10	49	68	50	19	241	6.8	228	-16		0.4	0.9
Tuesday, January 28, 2014	18:50	0:10	42	63	40	16	183	6.3	222	-16		0.4	2.0
Tuesday, January 28, 2014	19:00	0:10	42	63	40	24	73	5.0	203	-17		0.0	0.9
Tuesday, January 28, 2014	19:10	0:10	28	47	28	26	68	5.0	205	-17		0.2	2.2
Tuesday, January 28, 2014	19:20	0:10	32	52	30	24	75	4.7	209	-16		0.2	1.1
Tuesday, January 28, 2014	19:30	0:10	21	30	25	15	71	5.4	219	-16		0.2	0.9
Tuesday, January 28, 2014	19:40	0:10	27	49	28	15	178	6.4	229	-16		0.2	1.5
Tuesday, January 28, 2014	19:50	0:10	44	68	38	24	151	6.0	233	-16		0.0	0.7
Tuesday, January 28, 2014	20:00	0:10	29	49	29	25	187	6.4	239	-16		0.2	1.3
Tuesday, January 28, 2014	20:10	0:10	45	67	45	26	204	6.0	237	-17		0.0	0.7
Tuesday, January 28, 2014	20:20	0:10	37	59	31	15	199	6.2	240	-17		0.0	0.0
Tuesday, January 28, 2014	20:30	0:10	32	57	32	14	271	6.5	242	-17		0.0	0.0
Tuesday, January 28, 2014	20:40	0:10	26	42	27	15	241	6.5	244	-17		0.0	0.0
Tuesday, January 28, 2014	20:50	0:10	28	40	29	26	207	5.9	249	-17		0.2	1.1
Tuesday, January 28, 2014	21:00	0:10	31	51	30	24	188	6.2	253	-16		0.2	0.7
Tuesday, January 28, 2014	21:10	0:10	21	27	24	14	408	7.7	253	-16		0.2	0.6
Tuesday, January 28, 2014	21:20	0:10	32	54	35	16	454	7.4	258	-16		0.2	0.9
Tuesday, January 28, 2014	21:30	0:10	32	59	30	26	571	8.3	261	-16		0.2	0.9
Tuesday, January 28, 2014	21:40	0:10	34	58	32	26	506	8.4	257	-17		0.0	0.2
Tuesday, January 28, 2014	21:50	0:10	38	59	35	26	309	6.8	250	-17		0.0	0.0
Tuesday, January 28, 2014	22:00	0:10	34	55	32	29	305	7.3	249	-17		0.0	0.0
Tuesday, January 28, 2014	22:10	0:10	41	61	38	14	225	6.5	258	-17		0.2	0.7
Tuesday, January 28, 2014	22:20	0:10	28	43	30	14	274	7.1	257	-17		0.0	0.6
Tuesday, January 28, 2014	22:30	0:10	28	31	30	26	323	6.8	254	-16		0.0	0.4
Tuesday, January 28, 2014	22:40	0:10	28	36	29	26	563	8.4	252	-16		0.2	0.7
Tuesday, January 28, 2014	22:50	0:10	28	31	29	26	534	7.9	260	-16		0.0	0.2
Tuesday, January 28, 2014	23:00	0:10	26	48	27	14	480	7.5	262	-17		0.0	1.1
Tuesday, January 28, 2014	23:10	0:10	24	29	27	14	553	7.8	260	-16		0.0	0.0
Tuesday, January 28, 2014	23:20	0:10	30	49	28	14	320	6.8	257	-16		0.0	0.0
Tuesday, January 28, 2014	23:30	0:10	38	62	28	26	220	6.1	257	-17		0.2	0.9
Tuesday, January 28, 2014	23:40	0:10	42	64	31	26	256	6.4	260	-17		0.4	1.3
Tuesday, January 28, 2014	23:50	0:10	33	61	27	14	211	5.8	264	-17		0.4	1.3
Wednesday, January 29, 2014	0:00	0:10	28	43	29	14	139	5.5	264	-17		0.0	0.4
Wednesday, January 29, 2014	0:10	0:10	28	31	30	26	280	6.5	260	-17		0.0	0.0
Wednesday, January 29, 2014	0:20	0:10	28	37	30	26	353	7.2	259	-17		0.0	0.0
Wednesday, January 29, 2014	0:30	0:10	29	37	30	26	371	6.9	259	-17		0.0	0.0
Wednesday, January 29, 2014	0:40	0:10	30	43	30	26	285	6.7	249	-17		0.0	0.7
Wednesday, January 29, 2014	0:50	0:10	28	35	29	26	119	5.4	245	-16		0.0	0.0
Wednesday, January 29, 2014	1:00	0:10	27	30	29	14	84	5.6	256	-16		0.2	0.7
Wednesday, January 29, 2014	1:10	0:10	22	28	27	14	79	4.9	254	-16		0.2	0.9
Wednesday, January 29, 2014	1:20	0:10	14	16	15	14	53	5.1	261	-17		0.0	0.0
Wednesday, January 29, 2014	1:30	0:10	17	30	16	14	106	5.0	268	-17		0.0	0.7
Wednesday, January 29, 2014	1:40	0:10	25	29	27	15	169	5.6	270	-17		0.0	0.0
Wednesday, January 29, 2014	1:50	0:10	28	39	29	25	300	6.9	272	-17		0.2	0.7
Wednesday, January 29, 2014	2:00	0:10	28	33	30	26	305	7.3	276	-17		0.2	0.9
Wednesday, January 29, 2014	2:10	0:10	30	45	30	26	202	5.9	277	-17		0.2	0.7
Wednesday, January 29, 2014	2:20	0:10	28	30	29	26	243	6.4	278	-17		0.0	0.6
Wednesday, January 29, 2014	2:30	0:10	26	32	27	15	323	7.0	273	-17		0.0	0.0
Wednesday, January 29, 2014	2:40	0:10	24	28	27	14	390	7.2	273	-17		0.0	0.0
Wednesday, January 29, 2014	2:50	0:10	27	31	30	16	401	7.0	273	-17		0.0	0.0
Wednesday, January 29, 2014	3:00	0:10	29	51	30	26	279	6.9	277	-17		0.0	0.4
Wednesday, January 29, 2014	3:10	0:10	28	31	30	26	192	6.2	279	-17		0.0	0.2
Wednesday, January 29, 2014	3:20	0:10	23	28	27	14	98	5.9	276	-17		0.0	0.0
Wednesday, January 29, 2014	3:30	0:10	14	25	14	14	82	5.4	272	-17		0.0	0.0
Wednesday, January 29, 2014	3:40	0:10	27	31	30</								

Table B-6: Location 6 Winter Compliance Evaluation

Date	Time	Duration	Leq	Lmax	L(10)	L(90)	WT W6	WT W6	Onsite Met	Onsite Met	NWS Plymouth	Loc. 6	Loc. 6
	Start Time	(min)	(dBA)	(dBA)	(dBA)	(dBA)	Output (kW)	HH WS (m/s)	WD @ 75m (degrees)	Temp. (°C)	Precip. Obs.	Avg. WS @ 2m (m/s)	Gust WS @ 2m (m/s)
Wednesday, January 29, 2014	4:00	0:10	28	32	30	26	52	5.0	269	-17		0.0	0.0
Wednesday, January 29, 2014	4:10	0:10	28	31	29	26	29	4.8	270	-17		0.0	0.0
Wednesday, January 29, 2014	4:20	0:10	25	28	27	14	-9	3.8	271	-17		0.0	0.0
Wednesday, January 29, 2014	4:30	0:10	25	29	27	14	-26	3.8	255	-18		0.0	0.0
Wednesday, January 29, 2014	4:40	0:10	28	31	30	26	-6	4.2	252	-18		0.2	1.1
Wednesday, January 29, 2014	4:50	0:10	29	39	30	26	13	4.1	256	-17		0.0	0.6
Wednesday, January 29, 2014	5:00	0:10	28	42	30	26	0	4.3	260	-17		0.0	0.4
Wednesday, January 29, 2014	5:10	0:10	23	32	27	15	-1	4.1	258	-17		0.0	0.0
Wednesday, January 29, 2014	5:20	0:10	20	40	16	14	-31	3.5	252	-18		0.0	0.0
Wednesday, January 29, 2014	5:30	0:10	27	39	27	26	-37	3.2	243	-18		0.0	0.0
Wednesday, January 29, 2014	5:40	0:10	28	30	29	26	-41	2.2	248	-18		0.0	0.0
Wednesday, January 29, 2014	5:50	0:10	28	30	29	26	-40	2.7	252	-18		0.0	0.0
Wednesday, January 29, 2014	6:00	0:10	28	45	30	15	-33	3.6	250	-18		0.0	0.0
Wednesday, January 29, 2014	6:10	0:10	27	43	28	15	-32	3.3	256	-19		0.0	0.0
Wednesday, January 29, 2014	6:20	0:10	37	51	38	26	-8	3.7	256	-19		0.0	0.0
Wednesday, January 29, 2014	6:30	0:10	30	46	31	26	-15	3.8	246	-19		0.0	0.0
Wednesday, January 29, 2014	6:40	0:10	35	51	39	26	-8	3.6	227	-19		0.0	0.6
Wednesday, January 29, 2014	6:50	0:10	32	46	32	26	59	5.0	226	-19		0.2	0.6
Wednesday, January 29, 2014	7:00	0:10	36	54	41	23	62	5.2	227	-19		0.0	0.4
Wednesday, January 29, 2014	7:10	0:10	25	37	28	17	29	4.4	221	-19		0.2	0.6
Wednesday, January 29, 2014	7:20	0:10	34	56	34	27	71	5.0	215	-18		0.2	0.7
Wednesday, January 29, 2014	7:30	0:10	30	45	31	26	123	6.0	218	-19		0.4	0.9
Wednesday, January 29, 2014	7:40	0:10	30	45	30	27	264	6.3	226	-19		0.4	0.9
Wednesday, January 29, 2014	7:50	0:10	27	42	30	20	180	6.5	226	-19		0.4	0.7
Wednesday, January 29, 2014	8:00	0:10	42	64	37	24	336	7.1	226	-19		0.2	1.9
Wednesday, January 29, 2014	8:10	0:10	47	63	49	28	380	7.2	230	-18		0.6	2.2
Wednesday, January 29, 2014	8:20	0:10	48	62	49	27	332	6.9	228	-17		0.4	1.5
Wednesday, January 29, 2014	8:30	0:10	39	57	40	27	267	6.8	226	-17		0.6	1.9
Wednesday, January 29, 2014	8:40	0:10	38	58	36	26	219	6.4	225	-16		0.6	1.5
Wednesday, January 29, 2014	8:50	0:10	36	57	37	28	263	6.6	222	-16		0.9	3.0
Wednesday, January 29, 2014	9:00	0:10	39	60	38	20	174	6.4	224	-16		0.6	1.3
Wednesday, January 29, 2014	9:10	0:10	42	63	37	27	288	6.8	226	-16		0.6	2.2
Wednesday, January 29, 2014	9:20	0:10	36	61	36	27	65	5.1	229	-16		0.7	2.4
Wednesday, January 29, 2014	9:30	0:10	37	60	36	26	116	5.6	233	-15		1.1	3.7
Wednesday, January 29, 2014	9:40	0:10	34	57	34	22	356	7.4	235	-15		0.9	3.2
Wednesday, January 29, 2014	9:50	0:10	39	59	41	24	420	7.1	237	-15		1.3	3.0
Wednesday, January 29, 2014	10:00	0:10	36	56	38	28	535	7.8	222	-14		1.1	3.5
Wednesday, January 29, 2014	10:10	0:10	35	59	36	28	331	7.1	228	-14		1.5	3.2
Wednesday, January 29, 2014	10:20	0:10	40	55	43	27	459	7.7	238	-14		1.3	3.5
Wednesday, January 29, 2014	10:30	0:10	40	58	41	27	328	7.0	237	-13		1.1	2.6
Wednesday, January 29, 2014	10:40	0:10	31	53	32	21	373	7.4	235	-13		1.1	3.0
Wednesday, January 29, 2014	10:50	0:10	34	52	35	28	286	6.7	242	-13		1.1	3.0
Wednesday, January 29, 2014	11:00	0:10	34	52	37	28	981	9.3	244	-13		1.5	3.7
Wednesday, January 29, 2014	11:10	0:10	36	49	38	28	556	7.8	231	-13		1.3	2.6
Wednesday, January 29, 2014	11:20	0:10	45	63	44	37	450	7.7	238	-13		1.1	3.0
Wednesday, January 29, 2014	11:30	0:10	58	79	49	42	318	7.1	237	-12		1.7	3.5
Wednesday, January 29, 2014	11:40	0:10	29	48	32	22	376	7.9	241	-12		0.9	3.5
Wednesday, January 29, 2014	11:50	0:10	33	48	35	27	384	7.3	263	-12		1.1	3.3
Wednesday, January 29, 2014	12:00	0:10	36	55	39	29	56	5.8	250	-12		1.5	3.3
Wednesday, January 29, 2014	12:10	0:10	36	55	38	27	133	5.7	253	-12		1.3	3.3
Wednesday, January 29, 2014	12:20	0:10	41	65	41	31	324	7.1	238	-12		1.5	3.7
Wednesday, January 29, 2014	12:30	0:10	36	54	38	30	362	7.4	238	-12		1.3	3.5
Wednesday, January 29, 2014	12:40	0:10	43	61	45	28	458	7.8	236	-11		1.7	4.1
Wednesday, January 29, 2014	12:50	0:10	35	54	37	29	477	7.8	248	-11		1.1	3.5
Wednesday, January 29, 2014	13:00	0:10	36	57	38	28	591	8.8	239	-11		1.1	2.6
Wednesday, January 29, 2014	13:10	0:10	50	73	50	40	413	7.7	232	-11		1.5	4.4
Wednesday, January 29, 2014	13:20	0:10	41	62	42	26	493	8.1	240	-11		1.3	3.7
Wednesday, January 29, 2014	13:30	0:10	39	58	40	31	468	8.2	238	-11		1.3	3.0
Wednesday, January 29, 2014	13:40	0:10	37	53	40	31	236	7.1	241	-11		1.1	2.4
Wednesday, January 29, 2014	13:50	0:10	41	63	40	32	563	8.6	239	-11		1.1	3.3
Wednesday, January 29, 2014	14:00	0:10	40	60	43	32	830	9.7	233	-11		1.5	6.1
Wednesday, January 29, 2014	14:10	0:10	42	68	43	34	977	10.1	233	-11		1.3	3.7
Wednesday, January 29, 2014	14:20	0:10	42	58	46	30	1123	11.0	243	-11		1.9	4.6
Wednesday, January 29, 2014	14:30	0:10	40	56	42	31	1521	12.0	246	-11		1.9	3.2
Wednesday, January 29, 2014	14:40	0:10	37	54	41	30	1072	10.9	230	-10		1.1	4.8
Wednesday, January 29, 2014	14:50	0:10	46	63	49	35	1347	12.0	242	-10		2.0	5.6
Wednesday, January 29, 2014	15:00	0:10	40	51	42	35	1444	11.7	242	-11		1.9	5.0
Wednesday, January 29, 2014	15:10	0:10	45	59	49	36	1846	13.3	238	-11		2.2	5.2
Wednesday, January 29, 2014	15:20	0:10	45	64	46	33	1433	12.2	245	-11		2.0	5.2
Wednesday, January 29, 2014	15:30	0:10	41	61	43	33	1351	11.8	246	-11		1.5	4.1
Wednesday, January 29, 2014	15:40	0:10	44	63	46	33	1458	12.6	248	-11		1.7	6.5
Wednesday, January 29, 2014	15:50	0:10	43	59	46	36	1534	13.2	245	-11		1.7	4.8
Wednesday, January 29, 2014	16:00	0:10	43	62	46	31	1764	12.1	246	-11		1.9	5.0
Wednesday, January 29, 2014	16:10	0:10	40	58	43	30	1204	13.7	263	-12		1.7	4.3
Wednesday, January 29, 2014	16:20	0:10	40	61	42	31	1503	11.4	266	-12		1.3	4.1
Wednesday, January 29, 2014	16:30	0:10	42	58	45	35	1742	12.7	267	-13		1.7	5.0
Wednesday, January 29, 2014	16:40	0:10	41	58	43	34	1767	12.7	257	-13		1.5	4.4
Wednesday, January 29, 2014	16:50	0:10	39	59	41	33	1187	10.5	267	-13		1.5	4.6
Wednesday, January 29, 2014	17:00	0:10	38	54	42	29	800	9.2	267	-13		1.3	3.3
Wednesday, January 29, 2014	17:10	0:10	38	57	41	30	1158	10.0	264	-14		1.3	4.1
Wednesday, January 29, 2014	17:20	0:10	37	51	40	29	1309	11.2	266	-14		1.3	3.0
Wednesday, January 29, 2014	17:30	0:10	36	55	38	28	1532	11.9	266	-14		1.5	3.7
Wednesday, January 29, 2014	17:40	0:10	36	55	38	29	1245	10.5	268	-14		1.3	3.9
Wednesday, January 29, 2014	17:50	0:10	39	60	41	24	1423	11.2	268	-14		1.5	3.5
Wednesday, January 29, 2014	18:00	0:10	37	58	39	23	1705	11.9	266	-14		1.5	3.7
Wednesday, January 29, 2014	18:10	0:10	34	54	35	26	1805	12.8	266	-14		1.3	3.2
Wednesday, January 29, 2014	18:20	0:10	37	51	40	33	1858	13.5	266	-14		1.7	3.3
Wednesday, January 29, 2014	18:30	0:10	43	58	45	35	1785	12.6	268	-15		1.9	4.6
Wednesday, January 29, 2014	18:40	0:10	42	61	41	25	1492	11.3	264	-15		1.5	3.3
Wednesday, January 29, 2014	18:50	0:10	48	65	53	28	1310	11.7	259	-14		1.3	3.7
Wednesday, January 29, 2014	19:00	0:10	46	64	49	27	1355	11.5	251	-14		1.3	3.3
Wednesday, January 29, 2014	19:10	0:10	43	65	39	24	1559	12.2	252	-15		0.9	2.8
Wednesday, January 29, 2014	19:20	0:10	33	54	33	25	1947	13.7	257	-15		1.3	3.5
Wednesday, January 29, 2014	19:30	0:10	37	57	38	31	1984	14.1	265	-15		1.5	3.9
Wednesday, January 29, 2014	19:40	0:10	37	52	39	33	1884	13.2	267	-15		1.5	3.5
Wednesday, January 29, 2014	19:50	0:10	39	55	42	33	1566	11.4	273	-15		1.7	3.3
Wednesday, January 29, 2014	20:00	0:10	42	66	38	26	980	10.0	256	-15		1.1	3.0
Wednesday, January 29, 2014	20:10	0:10	36	55	37	24	1189	10.9	263	-15		1.1	3.3
Wednesday, January 29, 2014	20:20	0:10	45	64	45	26	1664	12.3	266	-15		1.5	5.7
Wednesday, January 29, 2014	20:30	0:10	36	52	38	27	1863	13.5	267	-15		1.3	3.7
Wednesday, January 29, 201													

Table B-6: Location 6 Winter Compliance Evaluation

Date	Time	Duration	Leq	Lmax	L(10)	L(90)	WT W6	WT W6	Onsite Met	Onsite Met	NWS Plymouth	Loc. 6	Loc. 6
	Start Time	(min)	(dBA)	(dBA)	(dBA)	(dBA)	Output (kW)	HH WS (m/s)	WD @ 75m (degrees)	Temp. (°C)	Precip. Obs.	Avg. WS @ 2m (m/s)	Gust WS @ 2m (m/s)
Wednesday, January 29, 2014	21:00	0:10	40	56	43	33	1309	11.0	260	-15		1.9	4.4
Wednesday, January 29, 2014	21:10	0:10	42	59	44	36	1339	11.0	251	-15		2.0	4.3
Wednesday, January 29, 2014	21:20	0:10	42	60	45	36	1513	11.5	260	-15		2.0	4.4
Wednesday, January 29, 2014	21:30	0:10	41	55	44	33	1609	12.4	256	-15		1.9	4.3
Wednesday, January 29, 2014	21:40	0:10	38	58	39	29	1357	11.5	247	-15		1.3	4.6
Wednesday, January 29, 2014	21:50	0:10	42	59	45	31	1382	11.6	249	-15		1.3	4.8
Wednesday, January 29, 2014	22:00	0:10	39	59	40	31	1737	12.5	256	-16		1.7	3.2
Wednesday, January 29, 2014	22:10	0:10	41	56	44	36	1822	13.2	265	-16		1.9	4.6
Wednesday, January 29, 2014	22:20	0:10	45	61	48	37	1528	11.7	265	-15		2.0	4.8
Wednesday, January 29, 2014	22:30	0:10	39	57	42	34	1225	11.5	263	-16		1.5	3.9
Wednesday, January 29, 2014	22:40	0:10	40	59	44	32	1089	10.9	254	-16		1.7	3.7
Wednesday, January 29, 2014	22:50	0:10	40	57	42	33	615	8.6	267	-16		1.7	3.9
Wednesday, January 29, 2014	23:00	0:10	41	60	43	34	296	7.1	286	-16		1.9	4.3
Wednesday, January 29, 2014	23:10	0:10	42	54	44	37	24	4.3	274	-16		1.5	4.4
Wednesday, January 29, 2014	23:20	0:10	44	61	48	35	104	5.2	267	-16		2.0	5.7
Wednesday, January 29, 2014	23:30	0:10	39	56	41	33	121	5.6	271	-16		1.7	4.6
Wednesday, January 29, 2014	23:40	0:10	37	54	39	29	443	7.4	266	-16		1.5	4.1
Wednesday, January 29, 2014	23:50	0:10	34	53	36	28	812	9.3	266	-16		1.3	3.3
Thursday, January 30, 2014	0:00	0:10	38	56	38	29	1155	9.9	267	-16		1.3	4.4
Thursday, January 30, 2014	0:10	0:10	32	55	35	25	1559	11.8	271	-16		1.3	3.7
Thursday, January 30, 2014	0:20	0:10	29	40	31	25	1917	12.7	271	-16		1.1	3.0
Thursday, January 30, 2014	0:30	0:10	37	51	41	30	1944	13.3	272	-15		1.5	3.7
Thursday, January 30, 2014	0:40	0:10	38	51	41	33	1958	13.9	273	-15		1.9	4.4
Thursday, January 30, 2014	0:50	0:10	42	58	44	36	1935	13.2	273	-15		1.7	4.1
Thursday, January 30, 2014	1:00	0:10	42	59	43	35	1912	13.5	271	-15		1.7	4.3
Thursday, January 30, 2014	1:10	0:10	38	50	41	33	1913	13.6	271	-15		1.5	4.1
Thursday, January 30, 2014	1:20	0:10	40	55	43	36	1881	13.4	270	-15		1.9	4.1
Thursday, January 30, 2014	1:30	0:10	41	57	43	36	1820	12.5	269	-15		1.9	4.3
Thursday, January 30, 2014	1:40	0:10	39	55	41	35	1664	12.5	264	-15		1.7	4.3
Thursday, January 30, 2014	1:50	0:10	39	52	43	34	1499	11.5	268	-15		1.9	3.9
Thursday, January 30, 2014	2:00	0:10	37	53	40	31	1424	11.5	267	-16		1.7	4.1
Thursday, January 30, 2014	2:10	0:10	40	59	42	33	1258	10.6	267	-15		1.7	4.8
Thursday, January 30, 2014	2:20	0:10	37	52	39	33	1009	10.4	266	-15		1.7	4.3
Thursday, January 30, 2014	2:30	0:10	32	49	35	28	820	9.4	261	-15		1.1	2.4
Thursday, January 30, 2014	2:40	0:10	35	54	36	26	726	8.9	264	-15		0.9	2.8
Thursday, January 30, 2014	2:50	0:10	29	43	31	24	685	8.1	268	-15		0.9	3.2
Thursday, January 30, 2014	3:00	0:10	32	51	33	26	630	9.9	267	-16		1.1	4.1
Thursday, January 30, 2014	3:10	0:10	29	45	30	26	754	8.8	268	-16		0.7	2.8
Thursday, January 30, 2014	3:20	0:10	29	47	30	18	1234	10.6	269	-16		0.7	1.7
Thursday, January 30, 2014	3:30	0:10	25	36	27	18	1421	11.4	275	-16		0.4	1.9
Thursday, January 30, 2014	3:40	0:10	35	54	37	27	1283	10.5	277	-16		1.1	3.0
Thursday, January 30, 2014	3:50	0:10	34	49	36	30	1771	12.1	277	-16		1.3	3.3
Thursday, January 30, 2014	4:00	0:10	32	45	34	27	1636	11.3	275	-15		1.1	2.8
Thursday, January 30, 2014	4:10	0:10	29	40	31	26	1363	11.2	280	-16		0.7	2.0
Thursday, January 30, 2014	4:20	0:10	31	41	34	23	1196	10.2	281	-16		0.7	3.5
Thursday, January 30, 2014	4:30	0:10	30	52	28	21	957	9.6	279	-16		0.6	3.2
Thursday, January 30, 2014	4:40	0:10	26	37	28	20	1043	9.5	284	-16		0.4	2.2
Thursday, January 30, 2014	4:50	0:10	32	41	35	28	1337	10.8	283	-16		0.9	2.8
Thursday, January 30, 2014	5:00	0:10	32	48	34	29	1611	12.0	281	-16		1.3	4.1
Thursday, January 30, 2014	5:10	0:10	32	44	35	28	1333	11.5	286	-16		0.9	2.8
Thursday, January 30, 2014	5:20	0:10	34	48	36	29	1928	13.2	297	-16		0.7	2.2
Thursday, January 30, 2014	5:30	0:10	26	35	29	21	1248	10.2	293	-16		0.6	2.0
Thursday, January 30, 2014	5:40	0:10	28	43	30	24	1839	12.5	306	-16		0.0	0.7
Thursday, January 30, 2014	5:50	0:10	28	32	30	26	1394	10.9	305	-16		0.4	1.7
Thursday, January 30, 2014	6:00	0:10	30	41	31	29	661	8.9	306	-16		1.3	2.0
Thursday, January 30, 2014	6:10	0:10	31	43	34	27	356	8.5	295	-16		1.3	3.0
Thursday, January 30, 2014	6:20	0:10	32	49	31	20	589	8.9	267	-17		1.1	2.4
Thursday, January 30, 2014	6:30	0:10	35	50	37	25	796	10.4	269	-16		1.3	2.4
Thursday, January 30, 2014	6:40	0:10	33	48	34	26	522	9.1	282	-17		1.1	2.2
Thursday, January 30, 2014	6:50	0:10	34	49	36	30	463	8.1	278	-17		1.1	2.6
Thursday, January 30, 2014	7:00	0:10	36	48	40	29	894	10.4	267	-17		0.9	1.9
Thursday, January 30, 2014	7:10	0:10	33	51	33	28	525	8.1	273	-16		0.7	1.9
Thursday, January 30, 2014	7:20	0:10	33	54	34	27	240	6.1	279	-17		0.2	1.3
Thursday, January 30, 2014	7:30	0:10	34	49	37	24	211	6.0	274	-16		0.6	1.5
Thursday, January 30, 2014	7:40	0:10	29	39	31	24	250	6.7	273	-16		0.7	1.7
Thursday, January 30, 2014	7:50	0:10	31	53	32	28	302	6.8	261	-16		0.7	2.2
Thursday, January 30, 2014	8:00	0:10	39	62	33	28	318	7.0	254	-16		0.7	2.0
Thursday, January 30, 2014	8:10	0:10	31	52	31	28	255	6.4	259	-15		0.6	2.0
Thursday, January 30, 2014	8:20	0:10	28	51	29	22	168	5.8	260	-15		0.6	1.9
Thursday, January 30, 2014	8:30	0:10	30	44	33	26	21	4.2	262	-15		0.6	2.0
Thursday, January 30, 2014	8:40	0:10	30	47	31	27	71	5.2	269	-15		0.6	2.4
Thursday, January 30, 2014	8:50	0:10	30	43	32	27	-18	3.7	265	-14		0.7	3.2
Thursday, January 30, 2014	9:00	0:10	35	61	34	28	-3	3.8	253	-14		0.9	3.5
Thursday, January 30, 2014	9:10	0:10	28	46	30	21	15	4.4	237	-13		0.7	2.8
Thursday, January 30, 2014	9:20	0:10	29	49	30	22	110	6.1	233	-13		1.1	2.2
Thursday, January 30, 2014	9:30	0:10	28	48	29	22	104	5.6	241	-13		0.6	1.3
Thursday, January 30, 2014	9:40	0:10	36	58	34	27	-1	3.9	263	-12		0.7	2.4
Thursday, January 30, 2014	9:50	0:10	28	42	30	26	45	4.7	263	-12		0.7	2.4
Thursday, January 30, 2014	10:00	0:10	39	63	33	26	10	4.3	264	-12		0.9	2.6
Thursday, January 30, 2014	10:10	0:10	30	52	31	23	-18	3.9	265	-11		0.7	2.0
Thursday, January 30, 2014	10:20	0:10	28	42	29	20	46	5.0	263	-11		0.7	2.0
Thursday, January 30, 2014	10:30	0:10	28	47	29	22	34	4.6	253	-10		0.9	2.8
Thursday, January 30, 2014	10:40	0:10	35	57	34	26	2	4.2	222	-10		1.1	2.2
Thursday, January 30, 2014	10:50	0:10	40	61	40	27	25	4.6	237	-9		0.7	2.2
Thursday, January 30, 2014	11:00	0:10	28	42	29	21	-21	4.1	249	-9		0.6	1.7
Thursday, January 30, 2014	11:10	0:10	37	57	35	19	-35	3.4	228	-9		0.6	2.0
Thursday, January 30, 2014	11:20	0:10	37	56	37	19	-29	3.9	245	-9		0.7	2.2
Thursday, January 30, 2014	11:30	0:10	40	65	34	20	-30	3.2	282	-8		0.6	2.0
Thursday, January 30, 2014	11:40	0:10	29	44	29	18	-38	3.3	273	-8		1.1	2.4
Thursday, January 30, 2014	11:50	0:10	33	58	32	26	-41	2.7	237	-8		0.6	1.7
Thursday, January 30, 2014	12:00	0:10	38	56	39	32	-38	2.8	209	-8		0.9	2.6
Thursday, January 30, 2014	12:10	0:10	40	54	40	28	-31	2.7	212	-8		0.9	2.8
Thursday, January 30, 2014	12:20	0:10	28	43	29	24	-26	3.6	208	-8		0.7	1.7
Thursday, January 30, 2014	12:30	0:10	35	51	38	26	-31	3.8	192	-7		0.9	3.0
Thursday, January 30, 2014	12:40	0:10	32	50	33	30	-38	3.3	215	-8		1.1	3.0
Thursday, January 30, 2014	12:50	0:10	34	53	36	29	-41	3.1	214	-8		0.9	3.0
Thursday, January 30, 2014	13:00	0:10	36	65	34	27	-41	3.5	207	-7		0.9	2.4
Thursday, January 30, 2014	13:10	0:10	30	47	32	21	-40	2.2	210	-7		1.1	2.8
Thursday, January 30, 2014	13:20	0:10	32	50	37	21	-39	2.5	234	-7		0.9	2.2
Thursday, January 30, 2014	13:30	0:10	39	63	33	20	-37	2.6	238	-7		0.7	2.2
Thursday, January 30, 2014	13:40	0:10	4										

Table B-6: Location 6 Winter Compliance Evaluation

Date	Time	Duration	Leq	Lmax	L(10)	L(90)	WT W6	WT W6	Onsite Met	Onsite Met	NWS Plymouth	Loc. 6	Loc. 6
	Start Time	(min)	(dBA)	(dBA)	(dBA)	(dBA)	Output (kW)	HH WS (m/s)	WD @ 75m (degrees)	Temp. (°C)	Precip. Obs.	Avg. WS @ 2m (m/s)	Gust WS @ 2m (m/s)
Thursday, January 30, 2014	14:00	0:10	32	53	33	24	-37	3.9	212	-7		0.9	2.6
Thursday, January 30, 2014	14:10	0:10	39	59	40	24	-41	2.7	223	-7		0.6	2.2
Thursday, January 30, 2014	14:20	0:10	28	51	30	19	-39	2.9	240	-7		0.4	1.3
Thursday, January 30, 2014	14:30	0:10	28	48	28	22	-40	3.6	213	-7		0.7	2.2
Thursday, January 30, 2014	14:40	0:10	34	53	35	26	-7	3.7	204	-7		0.7	2.0
Thursday, January 30, 2014	14:50	0:10	33	43	34	30	-35	3.4	206	-7		1.1	2.2
Thursday, January 30, 2014	15:00	0:10	34	53	37	29	-4	4.0	190	-6		0.9	1.9
Thursday, January 30, 2014	15:10	0:10	38	58	34	21	12	5.6	188	-7		0.6	1.7
Thursday, January 30, 2014	15:20	0:10	40	60	40	30	55	5.3	178	-7		0.4	1.7
Thursday, January 30, 2014	15:30	0:10	35	48	38	28	-9	4.1	172	-7		0.6	2.8
Thursday, January 30, 2014	15:40	0:10	31	50	33	23	90	5.3	188	-7		0.4	1.5
Thursday, January 30, 2014	15:50	0:10	40	63	37	27	54	4.9	185	-7		0.2	1.7
Thursday, January 30, 2014	16:00	0:10	28	45	28	26	17	4.2	183	-7		0.0	0.6
Thursday, January 30, 2014	16:10	0:10	27	39	29	19	112	5.3	184	-7		0.0	0.0
Thursday, January 30, 2014	16:20	0:10	32	54	37	21	136	6.2	179	-8		0.4	1.7
Thursday, January 30, 2014	16:30	0:10	39	62	28	20	48	4.9	172	-8		0.4	0.9
Thursday, January 30, 2014	16:40	0:10	34	54	35	26	124	5.5	172	-8		0.0	0.6
Thursday, January 30, 2014	16:50	0:10	32	61	29	25	136	5.5	169	-8		0.0	0.6
Thursday, January 30, 2014	17:00	0:10	41	66	38	20	196	6.1	171	-9		0.0	0.0
Thursday, January 30, 2014	17:10	0:10	18	45	18	15	276	6.9	175	-9		0.0	0.0
Thursday, January 30, 2014	17:20	0:10	29	45	29	19	469	7.8	177	-9		0.0	0.0
Thursday, January 30, 2014	17:30	0:10	31	46	32	26	464	7.9	175	-9		0.2	0.7
Thursday, January 30, 2014	17:40	0:10	32	45	34	29	378	7.4	182	-9		0.2	0.7
Thursday, January 30, 2014	17:50	0:10	27	38	31	19	464	8.2	181	-9		0.0	0.6
Thursday, January 30, 2014	18:00	0:10	35	60	26	15	484	7.8	178	-10		0.0	0.0
Thursday, January 30, 2014	18:10	0:10	29	56	18	15	478	8.2	175	-10		0.0	0.0
Thursday, January 30, 2014	18:20	0:10	16	27	17	15	482	7.9	172	-10		0.2	0.7
Thursday, January 30, 2014	18:30	0:10	25	46	27	16	421	7.1	171	-10		0.6	1.1
Thursday, January 30, 2014	18:40	0:10	26	40	28	19	442	7.8	165	-9		0.7	1.3
Thursday, January 30, 2014	18:50	0:10	30	39	31	27	554	7.8	160	-9		0.2	0.6
Thursday, January 30, 2014	19:00	0:10	29	45	28	18	403	7.4	157	-10		0.2	0.6
Thursday, January 30, 2014	19:10	0:10	24	39	27	16	417	6.9	157	-10		0.0	0.0
Thursday, January 30, 2014	19:20	0:10	28	45	29	15	368	7.6	161	-10		0.2	0.9
Thursday, January 30, 2014	19:30	0:10	27	39	27	25	335	7.3	164	-10		0.0	0.2
Thursday, January 30, 2014	19:40	0:10	28	39	29	25	477	7.7	167	-10		0.0	0.0
Thursday, January 30, 2014	19:50	0:10	31	45	31	29	463	7.9	171	-10		0.2	0.7
Thursday, January 30, 2014	20:00	0:10	29	35	32	25	307	6.4	170	-10		0.4	1.3
Thursday, January 30, 2014	20:10	0:10	29	45	28	20	322	6.7	173	-10		0.4	1.1
Thursday, January 30, 2014	20:20	0:10	27	43	31	17	258	6.8	171	-10		0.0	0.6
Thursday, January 30, 2014	20:30	0:10	21	29	27	16	259	6.5	172	-10		0.0	0.0
Thursday, January 30, 2014	20:40	0:10	27	36	29	26	188	5.9	174	-10		0.0	0.0
Thursday, January 30, 2014	20:50	0:10	27	30	29	18	212	6.4	169	-10		0.0	0.0
Thursday, January 30, 2014	21:00	0:10	27	34	28	21	260	6.2	164	-10		0.0	0.0
Thursday, January 30, 2014	21:10	0:10	29	45	30	18	248	6.6	171	-10		0.0	0.0
Thursday, January 30, 2014	21:20	0:10	27	43	28	17	338	7.3	174	-10		0.0	0.0
Thursday, January 30, 2014	21:30	0:10	27	42	29	17	420	7.3	170	-10		0.0	0.7
Thursday, January 30, 2014	21:40	0:10	28	36	30	27	518	8.1	166	-10		0.2	1.1
Thursday, January 30, 2014	21:50	0:10	39	64	28	17	210	6.0	166	-10		0.2	1.3
Thursday, January 30, 2014	22:00	0:10	29	57	27	16	181	6.4	175	-10		0.2	0.7
Thursday, January 30, 2014	22:10	0:10	28	49	29	26	200	6.1	177	-11		0.0	0.0
Thursday, January 30, 2014	22:20	0:10	28	31	30	25	121	6.2	179	-11		0.2	0.9
Thursday, January 30, 2014	22:30	0:10	30	48	28	18	159	6.3	182	-10		0.0	0.4
Thursday, January 30, 2014	22:40	0:10	17	29	18	16	181	6.1	184	-10		0.0	0.6
Thursday, January 30, 2014	22:50	0:10	25	37	27	16	171	6.0	186	-10		0.0	0.0
Thursday, January 30, 2014	23:00	0:10	27	31	30	26	244	6.9	186	-10		0.0	0.7
Thursday, January 30, 2014	23:10	0:10	29	33	31	27	321	7.4	180	-10		0.2	1.5
Thursday, January 30, 2014	23:20	0:10	26	31	30	19	182	5.9	182	-10		0.2	0.7
Thursday, January 30, 2014	23:30	0:10	27	41	29	19	209	6.4	176	-10		0.2	1.1
Thursday, January 30, 2014	23:40	0:10	29	31	30	27	371	7.2	181	-10		0.2	0.7
Thursday, January 30, 2014	23:50	0:10	33	54	30	26	350	7.3	179	-10		0.2	1.3
Friday, January 31, 2014	0:00	0:10	27	32	30	22	372	7.4	175	-10		0.4	1.7
Friday, January 31, 2014	0:10	0:10	25	30	28	19	342	7.3	172	-11		0.0	0.7
Friday, January 31, 2014	0:20	0:10	36	64	29	22	280	6.8	179	-11		0.2	0.6
Friday, January 31, 2014	0:30	0:10	34	61	31	28	245	6.5	179	-11		0.2	0.7
Friday, January 31, 2014	0:40	0:10	44	66	31	27	389	8.2	178	-10		0.2	0.7
Friday, January 31, 2014	0:50	0:10	29	44	31	25	505	7.8	180	-10		0.2	0.9
Friday, January 31, 2014	1:00	0:10	28	40	30	25	530	8.7	179	-10		0.4	0.9
Friday, January 31, 2014	1:10	0:10	29	33	31	27	438	7.8	181	-10		0.4	1.5
Friday, January 31, 2014	1:20	0:10	27	30	29	26	309	7.4	180	-10		0.0	0.4
Friday, January 31, 2014	1:30	0:10	29	32	30	27	123	5.4	182	-10		0.6	1.7
Friday, January 31, 2014	1:40	0:10	28	42	29	20	121	6.1	184	-10		0.7	2.0
Friday, January 31, 2014	1:50	0:10	31	45	35	26	128	6.3	192	-10		0.9	2.2
Friday, January 31, 2014	2:00	0:10	35	48	36	29	171	6.7	191	-10		1.1	3.7
Friday, January 31, 2014	2:10	0:10	28	37	29	26	81	6.1	186	-10		0.4	1.3
Friday, January 31, 2014	2:20	0:10	28	30	29	27	142	6.1	186	-10		0.2	0.9
Friday, January 31, 2014	2:30	0:10	28	31	29	24	130	6.1	187	-10		0.4	1.1
Friday, January 31, 2014	2:40	0:10	27	31	29	23	214	6.2	184	-10		0.4	1.5
Friday, January 31, 2014	2:50	0:10	24	29	27	17	48	4.7	185	-10		0.4	1.1
Friday, January 31, 2014	3:00	0:10	24	29	27	16	56	5.7	191	-10		0.4	1.1
Friday, January 31, 2014	3:10	0:10	26	31	27	25	64	5.2	191	-10		0.0	0.6
Friday, January 31, 2014	3:20	0:10	26	28	26	25	72	4.9	187	-10		0.0	0.7
Friday, January 31, 2014	3:30	0:10	25	28	27	16	44	4.8	185	-10		0.4	0.9
Friday, January 31, 2014	3:40	0:10	26	33	27	19	22	4.6	191	-10		0.2	0.9
Friday, January 31, 2014	3:50	0:10	24	30	29	15	49	5.0	200	-10		0.0	0.9
Friday, January 31, 2014	4:00	0:10	27	30	29	25	52	4.6	201	-10		0.0	0.9
Friday, January 31, 2014	4:10	0:10	27	30	29	25	45	4.8	200	-10		0.2	1.1
Friday, January 31, 2014	4:20	0:10	25	27	26	25	41	4.9	201	-10		0.4	1.5
Friday, January 31, 2014	4:30	0:10	16	24	17	15	29	4.4	202	-10		0.4	1.1
Friday, January 31, 2014	4:40	0:10	24	38	28	15	1	4.0	196	-10		0.2	1.3
Friday, January 31, 2014	4:50	0:10	26	29	27	16	31	4.8	192	-10		0.2	0.9
Friday, January 31, 2014	5:00	0:10	32	49	35	15	18	4.5	193	-10		0.2	1.3
Friday, January 31, 2014	5:10	0:10	25	56	27	14	66	4.8	198	-10		0.0	0.0
Friday, January 31, 2014	5:20	0:10	24	29	27	15	82	5.6	199	-10		0.4	0.9
Friday, January 31, 2014	5:30	0:10	26	37	26	26	28	4.9	203	-10		0.0	0.4
Friday, January 31, 2014	5:40	0:10	26	33	27	26	-6	4.1	210	-10		0.2	0.9
Friday, January 31, 2014	5:50	0:10	28	32	30	26	16	4.3	216	-10		0.0	0.0
Friday, January 31, 2014	6:00	0:10	29	50	29	24	-5	4.2	218	-10		0.0	0.0
Friday, January 31, 2014	6:10	0:10	31	45	34	28	46	4.5	219	-9		0.0	0.0
Friday, January 31, 2014	6:20	0:10	35	48	36	29	-4	4.2	219	-9		0.0	0.0
Friday, January 31, 2014	6:30	0:10	31	43	33	27	7	3.9	219	-10		0.2	0.6
Friday, January 31, 2014	6:40	0:10	32	45	33	27	68	5.5	223	-9		0.2	0.6
Friday, January 31, 2014													

Table B-6: Location 6 Winter Compliance Evaluation

Date	Time	Duration	Leq	Lmax	L(10)	L(90)	WT W6	WT W6	Onsite Met	Onsite Met	NWS Plymouth	Loc. 6	Loc. 6
	Start Time	(min)	(dBA)	(dBA)	(dBA)	(dBA)	Output (kW)	HH WS (m/s)	WD @ 75m (degrees)	Temp. (°C)	Precip. Obs.	Avg. WS @ 2m (m/s)	Gust WS @ 2m (m/s)
Friday, January 31, 2014	7:00	0:10	35	49	39	27	73	5.2	228	-9		0.2	1.1
Friday, January 31, 2014	7:10	0:10	30	45	31	25	3	4.4	230	-9		0.4	1.3
Friday, January 31, 2014	7:20	0:10	33	59	34	23	17	4.4	233	-9		0.2	1.1
Friday, January 31, 2014	7:30	0:10	38	60	35	31	140	5.8	262	-9		0.4	0.9
Friday, January 31, 2014	7:40	0:10	33	43	34	30	246	7.0	255	-9		0.2	0.9
Friday, January 31, 2014	7:50	0:10	30	43	32	26	340	6.8	249	-9		0.0	0.4
Friday, January 31, 2014	8:00	0:10	31	46	33	26	526	8.2	244	-8		0.2	0.9
Friday, January 31, 2014	8:10	0:10	37	58	36	29	208	6.3	243	-8		0.2	0.7
Friday, January 31, 2014	8:20	0:10	33	53	35	30	160	5.6	241	-8		0.0	0.6
Friday, January 31, 2014	8:30	0:10	33	40	35	29	202	6.4	237	-7		0.2	0.7
Friday, January 31, 2014	8:40	0:10	51	76	39	31	404	7.9	240	-7		0.4	1.3
Friday, January 31, 2014	8:50	0:10	54	67	60	23	460	7.5	247	-7		0.0	0.6
Friday, January 31, 2014	9:00	0:10	52	70	57	22	607	8.1	261	-7		0.0	0.9
Friday, January 31, 2014	9:10	0:10	51	68	55	26	478	8.0	265	-7		0.7	3.2
Friday, January 31, 2014	9:20	0:10	53	69	54	34	457	7.7	264	-7		1.5	3.2
Friday, January 31, 2014	9:30	0:10	49	67	51	29	553	8.2	264	-7		1.3	2.8
Friday, January 31, 2014	9:40	0:10	37	58	35	29	585	8.7	266	-7		1.3	3.2
Friday, January 31, 2014	9:50	0:10	40	63	40	30	524	7.9	266	-6		1.3	3.7
Friday, January 31, 2014	10:00	0:10	40	61	43	29	584	8.2	266	-6		1.1	3.2
Friday, January 31, 2014	10:10	0:10	42	59	42	37	935	9.9	267	-6		1.5	3.7
Friday, January 31, 2014	10:20	0:10	40	54	42	32	1145	10.1	269	-5		1.3	3.3
Friday, January 31, 2014	10:30	0:10	45	58	48	40	1082	10.0	269	-5		1.5	4.6
Friday, January 31, 2014	10:40	0:10	41	58	43	34	1146	10.9	279	-5		1.5	3.2
Friday, January 31, 2014	10:50	0:10	36	52	38	31	1255	10.7	280	-5		1.5	3.9
Friday, January 31, 2014	11:00	0:10	41	60	45	30	866	9.5	277	-4		1.7	4.8
Friday, January 31, 2014	11:10	0:10	39	56	43	30	1153	10.4	273	-4		1.5	3.9
Friday, January 31, 2014	11:20	0:10	40	61	42	30	1004	10.0	280	-3		1.5	4.1
Friday, January 31, 2014	11:30	0:10	34	51	36	29	832	9.4	280	-3		1.5	3.9
Friday, January 31, 2014	11:40	0:10	39	54	41	30	791	9.5	278	-3		1.5	3.9
Friday, January 31, 2014	11:50	0:06	43	68	45	33	1159	10.6	271	-3		1.5	3.5
Friday, January 31, 2014	12:00						1397	11.0	276	-3		1.5	3.5
Friday, January 31, 2014	12:10						1137	10.6	276	-2		1.3	3.2
Friday, January 31, 2014	12:20						1392	11.5	265	-2		2.0	6.7
Friday, January 31, 2014	12:30						1148	10.4	263	-2		1.3	3.9
Friday, January 31, 2014	12:40						1056	9.9	268	-2		1.7	5.0
Friday, January 31, 2014	12:50						1070	10.6	268	-2		1.5	4.6
Friday, January 31, 2014	13:00	0:10	40	56	44	34	835	9.1	275	-2		1.9	3.7
Friday, January 31, 2014	13:10	0:10	34	54	35	31	820	9.7	280	-1		0.9	2.6
Friday, January 31, 2014	13:20	0:10	40	54	44	33	643	8.5	282	-2		1.7	5.2
Friday, January 31, 2014	13:30	0:10	43	63	45	34	1136	10.8	282	-2		1.9	4.4
Friday, January 31, 2014	13:40	0:10	39	54	43	33	1044	10.1	276	-2		1.7	3.7
Friday, January 31, 2014	13:50	0:10	41	66	44	32	1809	13.3	287	-1		1.5	5.2
Friday, January 31, 2014	14:00	0:10	49	80	44	35	1878	13.3	285	-2		1.5	3.3
Friday, January 31, 2014	14:10	0:10	42	53	46	35	1794	12.6	279	-2		2.0	4.8
Friday, January 31, 2014	14:20	0:10	44	60	46	35	1488	11.4	281	-2		2.0	4.8
Friday, January 31, 2014	14:30	0:10	38	55	41	28	885	9.5	284	-2		1.7	3.7
Friday, January 31, 2014	14:40	0:10	37	50	41	29	418	9.3	283	-3		1.5	4.4
Friday, January 31, 2014	14:50	0:10	34	51	36	28	1320	10.6	280	-3		1.1	4.1
Friday, January 31, 2014	15:00	0:10	31	48	33	27	1401	11.2	277	-3		1.1	3.2
Friday, January 31, 2014	15:10	0:10	35	57	38	28	1457	11.3	280	-3		1.3	5.4
Friday, January 31, 2014	15:20	0:10	36	52	39	31	1591	11.5	285	-3		1.5	3.7
Friday, January 31, 2014	15:30	0:10	37	49	40	33	632	11.0	283	-3		1.9	4.1
Friday, January 31, 2014	15:40	0:10	38	53	41	33	1651	11.7	286	-3		1.9	3.5
Friday, January 31, 2014	15:50	0:10	35	51	37	30	1526	12.0	286	-3		1.3	3.0
Friday, January 31, 2014	16:00	0:10	31	41	33	27	414	10.3	279	-3		1.1	2.4
Friday, January 31, 2014	16:10	0:10	35	55	37	27	427	10.3	279	-3		1.3	3.2
Friday, January 31, 2014	16:20	0:10	36	55	39	30	1385	11.6	277	-3		1.3	3.9
Friday, January 31, 2014	16:30	0:10	35	50	37	30	1205	10.7	279	-3		1.5	3.2
Friday, January 31, 2014	16:40	0:10	34	52	37	29	1084	9.6	279	-4		1.1	2.6
Friday, January 31, 2014	16:50	0:10	33	49	34	27	1167	10.6	278	-4		1.1	2.8
Friday, January 31, 2014	17:00	0:10	35	52	36	30	1422	11.7	279	-4		1.3	3.5
Friday, January 31, 2014	17:10	0:10	31	45	32	28	1398	11.4	280	-4		1.5	3.2
Friday, January 31, 2014	17:20	0:10	35	58	38	31	1155	10.3	286	-4		1.7	3.3
Friday, January 31, 2014	17:30	0:10	37	59	37	32	955	9.2	286	-4		1.9	3.3
Friday, January 31, 2014	17:40	0:10	38	57	39	33	1230	10.8	276	-4		1.5	3.7
Friday, January 31, 2014	17:50	0:10	37	51	39	33	1494	11.6	277	-4		1.5	3.5
Friday, January 31, 2014	18:00	0:10	36	55	38	32	1660	12.0	280	-4		1.5	4.1
Friday, January 31, 2014	18:10	0:10	35	51	38	29	1608	11.6	279	-4		1.5	3.3
Friday, January 31, 2014	18:20	0:10	36	47	38	31	1382	11.5	282	-4		1.7	3.9
Friday, January 31, 2014	18:30	0:10	38	53	40	34	1197	10.1	284	-4		1.9	4.1
Friday, January 31, 2014	18:40	0:10	39	54	40	34	1279	11.3	282	-4		1.9	4.4
Friday, January 31, 2014	18:50	0:10	38	52	40	33	1118	10.3	282	-4		1.9	4.1
Friday, January 31, 2014	19:00	0:10	38	54	39	33	1001	9.6	276	-4		1.7	4.1
Friday, January 31, 2014	19:10	0:10	36	49	38	32	1116	9.9	278	-4		1.7	3.3
Friday, January 31, 2014	19:20	0:10	38	67	39	32	1088	10.5	279	-4		1.7	3.5
Friday, January 31, 2014	19:30	0:10	34	45	36	31	734	8.4	284	-5		1.3	2.8
Friday, January 31, 2014	19:40	0:10	35	56	37	30	460	7.4	287	-4		1.7	3.9
Friday, January 31, 2014	19:50	0:10	33	47	35	28	286	6.5	279	-5		0.9	3.2
Friday, January 31, 2014	20:00	0:10	31	48	34	28	408	7.4	277	-5		1.3	2.8
Friday, January 31, 2014	20:10	0:10	33	50	36	29	397	7.5	280	-5		1.3	2.8
Friday, January 31, 2014	20:20	0:10	32	42	34	28	477	7.5	274	-5		1.1	3.2
Friday, January 31, 2014	20:30	0:10	39	69	38	30	528	8.2	272	-5		1.1	2.4
Friday, January 31, 2014	20:40	0:10	48	70	41	28	566	8.6	275	-5		1.1	2.8
Friday, January 31, 2014	20:50	0:10	39	61	37	29	559	9.1	276	-5		1.3	3.0
Friday, January 31, 2014	21:00	0:10	33	58	30	24	568	8.7	279	-5		0.9	2.8
Friday, January 31, 2014	21:10	0:10	31	58	30	23	635	8.7	276	-5		0.9	2.4
Friday, January 31, 2014	21:20	0:10	29	44	32	24	689	9.6	275	-5		0.9	2.6
Friday, January 31, 2014	21:30	0:10	30	42	32	26	811	8.9	274	-5		1.3	2.8
Friday, January 31, 2014	21:40	0:10	31	41	32	28	675	10.0	278	-5		0.9	2.4
Friday, January 31, 2014	21:50	0:10	30	48	31	27	623	8.8	278	-5		0.9	3.2
Friday, January 31, 2014	22:00	0:10	28	44	31	20	572	9.1	275	-5		0.9	2.4
Friday, January 31, 2014	22:10	0:10	23	33	25	20	522	8.6	274	-5		0.6	1.9
Friday, January 31, 2014	22:20	0:10	26	36	28	21	614	8.8	274	-5		0.2	1.3
Friday, January 31, 2014	22:30	0:10	26	38	28	21	612	9.3	274	-5		0.2	1.7
Friday, January 31, 2014	22:40	0:10	39	57	35	29	667	8.7	274	-5		0.6	1.9
Friday, January 31, 2014	22:50	0:10	30	43	31	28	495	8.5	276	-5		0.6	2.4
Friday, January 31, 2014	23:00	0:10	30	43	31	24	259	6.1	273	-5		0.7	1.9
Friday, January 31, 2014	23:10	0:10	23	45	25	20	208	6.1	275	-6		0.6	2.0
Friday, January 31, 2014	23:20	0:10	28	45	30	18	93	4.8	277	-6		0.4	1.1
Friday, January 31, 2014	23:30	0:10	18	29	20	16	113	4.9	277	-6		0.4	1.5
Friday, January 31, 2014	23:40	0:10	27	36	30	26	177	5.8	278	-6		0.4	1.9
Friday, January 31, 2014	23:50	0:											

Table B-6: Location 6 Winter Compliance Evaluation

Date	Time	Duration	Leq	Lmax	L(10)	L(90)	WT W6	WT W6	Onsite Met	Onsite Met	NWS Plymouth	Loc. 6	Loc. 6
	Start Time	(min)	(dBA)	(dBA)	(dBA)	(dBA)	Output (kW)	HH WS (m/s)	WD @ 75m (degrees)	Temp. (°C)	Precip. Obs.	Avg. WS @ 2m (m/s)	Gust WS @ 2m (m/s)
Saturday, February 01, 2014	0:00	0:10	27	37	30	16	190	5.9	280	-6		0.0	0.6
Saturday, February 01, 2014	0:10	0:10	29	54	27	17	159	5.5	279	-6		0.2	0.7
Saturday, February 01, 2014	0:20	0:10	19	26	21	17	203	5.7	276	-6		0.2	0.9
Saturday, February 01, 2014	0:30	0:10	22	46	24	20	384	7.0	278	-5		0.6	1.7
Saturday, February 01, 2014	0:40	0:10	27	44	29	22	426	7.4	277	-5		0.9	2.2
Saturday, February 01, 2014	0:50	0:10	29	49	30	26	305	6.6	277	-5		0.7	2.2
Saturday, February 01, 2014	1:00	0:10	30	36	30	28	185	5.6	277	-5		0.6	2.0
Saturday, February 01, 2014	1:10	0:10	26	32	30	20	109	5.1	281	-5		0.4	1.5
Saturday, February 01, 2014	1:20	0:10	28	36	30	22	12	4.0	284	-5		0.4	1.9
Saturday, February 01, 2014	1:30	0:10	27	43	28	19	4	3.8	286	-5		0.4	2.6
Saturday, February 01, 2014	1:40	0:10	27	35	28	18	-24	3.3	287	-5		0.4	1.7
Saturday, February 01, 2014	1:50	0:10	39	64	27	25	19	4.3	286	-5		0.2	1.3
Saturday, February 01, 2014	2:00	0:10	27	36	29	20	22	4.2	280	-5		0.4	1.9
Saturday, February 01, 2014	2:10	0:10	26	39	28	16	160	5.4	281	-6		0.2	1.5
Saturday, February 01, 2014	2:20	0:10	23	29	27	15	127	5.4	280	-6		0.2	0.7
Saturday, February 01, 2014	2:30	0:10	32	63	27	15	92	4.9	279	-6		0.4	0.9
Saturday, February 01, 2014	2:40	0:10	36	65	27	15	48	4.8	278	-6		0.2	0.9
Saturday, February 01, 2014	2:50	0:10	27	31	28	26	71	4.8	279	-6		0.2	0.9
Saturday, February 01, 2014	3:00	0:10	26	29	27	26	198	5.9	279	-6		0.0	0.4
Saturday, February 01, 2014	3:10	0:10	22	29	27	14	105	5.0	278	-6		0.2	0.7
Saturday, February 01, 2014	3:20	0:10	27	29	27	26	73	4.6	277	-6		0.0	0.0
Saturday, February 01, 2014	3:30	0:10	24	29	27	14	107	5.0	277	-6		0.2	0.7
Saturday, February 01, 2014	3:40	0:10	22	29	27	14	138	5.4	276	-6		0.0	0.4
Saturday, February 01, 2014	3:50	0:10	27	28	27	26	115	5.3	272	-6		0.2	0.7
Saturday, February 01, 2014	4:00	0:10	27	30	29	26	41	4.7	265	-5		0.2	1.5
Saturday, February 01, 2014	4:10	0:10	29	50	27	15	86	4.8	256	-5		0.4	2.0
Saturday, February 01, 2014	4:20	0:10	16	24	18	15	146	5.9	258	-5		0.4	1.1
Saturday, February 01, 2014	4:30	0:10	26	29	27	15	176	5.6	256	-5		0.2	1.1
Saturday, February 01, 2014	4:40	0:10	26	31	28	15	168	5.7	260	-5		0.0	0.7
Saturday, February 01, 2014	4:50	0:10	28	36	30	26	167	5.8	261	-5		0.0	0.9
Saturday, February 01, 2014	5:00	0:10	26	28	27	26	170	5.7	260	-5		0.0	0.6
Saturday, February 01, 2014	5:10	0:10	24	29	27	15	109	5.2	266	-6		0.2	1.9
Saturday, February 01, 2014	5:20	0:10	17	31	18	15	112	5.3	264	-6		0.2	1.1
Saturday, February 01, 2014	5:30	0:10	18	24	20	16	116	5.3	260	-6		0.2	0.9
Saturday, February 01, 2014	5:40	0:10	22	32	27	16	129	5.5	258	-6		0.2	1.3
Saturday, February 01, 2014	5:50	0:10	35	52	32	27	157	5.4	262	-6		0.2	0.9
Saturday, February 01, 2014	6:00	0:10	28	33	30	26	185	5.6	265	-6		0.0	0.2
Saturday, February 01, 2014	6:10	0:10	25	32	27	16	145	5.1	268	-6		0.0	0.6
Saturday, February 01, 2014	6:20	0:10	24	31	27	16	163	5.8	267	-7		0.4	0.9
Saturday, February 01, 2014	6:30	0:10	17	31	17	16	122	5.3	266	-7		0.0	0.0
Saturday, February 01, 2014	6:40	0:10	25	33	28	16	77	5.0	263	-6		0.0	0.0
Saturday, February 01, 2014	6:50	0:10	28	40	28	27	87	5.0	261	-6		0.0	0.0
Saturday, February 01, 2014	7:00	0:10	31	40	31	28	81	4.9	261	-7		0.0	0.0
Saturday, February 01, 2014	7:10	0:10	28	42	29	21	108	5.3	261	-7		0.0	0.0
Saturday, February 01, 2014	7:20	0:10	28	43	30	21	142	5.5	255	-6		0.0	0.0
Saturday, February 01, 2014	7:30	0:10	31	49	31	24	110	5.2	249	-6		0.0	0.0
Saturday, February 01, 2014	7:40	0:10	28	39	30	23	99	5.4	249	-6		0.0	0.0
Saturday, February 01, 2014	7:50	0:10	32	51	33	27	82	4.9	255	-6		0.2	0.6
Saturday, February 01, 2014	8:00	0:10	31	50	33	27	103	5.4	256	-6		0.0	0.7
Saturday, February 01, 2014	8:10	0:10	34	54	36	24	127	5.4	255	-5		0.0	0.4
Saturday, February 01, 2014	8:20	0:10	31	46	34	23	104	5.3	246	-5		0.0	0.0
Saturday, February 01, 2014	8:30	0:10	32	48	35	26	84	5.0	244	-5		0.0	0.6
Saturday, February 01, 2014	8:40	0:10	31	54	31	25	81	5.3	243	-5		0.2	0.7
Saturday, February 01, 2014	8:50	0:10	35	58	33	26	89	5.8	228	-4		0.0	0.6
Saturday, February 01, 2014	9:00	0:10	29	41	31	26	65	5.1	227	-4		0.4	1.1
Saturday, February 01, 2014	9:10	0:10	31	55	30	18	-4	4.5	217	-4		0.4	1.3
Saturday, February 01, 2014	9:20	0:10	38	59	42	17	-26	2.3	204	-3		0.2	0.9
Saturday, February 01, 2014	9:30	0:10	39	61	43	20	-25	1.9	196	-3		0.2	1.5
Saturday, February 01, 2014	9:40	0:10	32	49	35	20	-23	2.0	170	-3		0.7	1.5
Saturday, February 01, 2014	9:50	0:10	26	39	29	19	-24	1.5	160	-3		0.6	1.9
Saturday, February 01, 2014	10:00	0:10	33	54	36	26	-24	1.8	169	-3		0.7	1.5
Saturday, February 01, 2014	10:10	0:10	30	53	29	26	-25	1.4	192	-3		0.6	1.7
Saturday, February 01, 2014	10:20	0:10	32	59	27	18	-23	2.6	198	-3		0.4	1.1
Saturday, February 01, 2014	10:30	0:10	28	45	29	17	-26	2.9	202	-2		0.2	1.1
Saturday, February 01, 2014	10:40	0:10	36	60	36	18	-26	1.8	229	-2		0.4	1.1
Saturday, February 01, 2014	10:50	0:10	33	54	34	18	-24	1.5	246	-2		0.2	0.9
Saturday, February 01, 2014	11:00	0:10	34	52	37	18	-24	1.8	254	-2		0.6	1.3
Saturday, February 01, 2014	11:10	0:10	23	41	27	17	-24	1.4	252	-1		0.4	1.1
Saturday, February 01, 2014	11:20	0:10	29	47	29	26	-24	2.2	221	-1		0.6	1.1
Saturday, February 01, 2014	11:30	0:10	30	50	31	20	-23	1.9	231	-1		0.6	1.7
Saturday, February 01, 2014	11:40	0:10	29	54	30	19	-20	2.1	211	-1		0.6	2.2
Saturday, February 01, 2014	11:50	0:10	26	41	29	18	-20	2.1	230	-1		0.7	1.7
Saturday, February 01, 2014	12:00	0:10	26	40	28	17	-20	2.4	204	0		0.4	1.5
Saturday, February 01, 2014	12:10	0:10	41	61	34	25	-20	2.7	206	0		0.6	1.9
Saturday, February 01, 2014	12:20	0:10	32	46	35	21	-4	2.0	226	0		0.4	1.1
Saturday, February 01, 2014	12:30	0:10	41	62	36	23	-1	2.1	208	0		0.7	1.9
Saturday, February 01, 2014	12:40	0:10	26	49	25	19	-2	1.9	226	0		0.6	1.5
Saturday, February 01, 2014	12:50	0:10	37	54	40	27	0	2.4	217	0		0.6	1.5
Saturday, February 01, 2014	13:00	0:10	34	47	39	27	-1	2.5	202	0		0.9	2.2
Saturday, February 01, 2014	13:10	0:10	28	44	29	19	0	2.8	165	0		0.4	1.9
Saturday, February 01, 2014	13:20	0:10	36	55	38	20	-1	3.2	187	0		0.7	1.5
Saturday, February 01, 2014	13:30	0:10	32	51	31	19	0	3.0	173	0		0.4	1.7
Saturday, February 01, 2014	13:40	0:10	27	35	29	19	-3	4.1	178	0		0.7	2.0
Saturday, February 01, 2014	13:50	0:10	33	54	33	27	-1	3.5	152	0		0.6	1.7
Saturday, February 01, 2014	14:00	0:10	34	51	36	25	-1	3.4	156	0		0.6	1.7
Saturday, February 01, 2014	14:10	0:10	33	45	35	27	-19	3.5	143	0		0.2	1.1
Saturday, February 01, 2014	14:20	0:10	33	45	37	25	10	4.4	142	-1		0.4	1.3
Saturday, February 01, 2014	14:30	0:10	33	49	37	25	216	5.9	145	-1		0.7	1.9
Saturday, February 01, 2014	14:40	0:10	30	45	32	25	224	6.1	141	-1		0.9	1.9
Saturday, February 01, 2014	14:50	0:10	32	46	34	26	201	5.8	136	-1		1.1	2.8
Saturday, February 01, 2014	15:00	0:10	31	37	33	27	161	5.7	141	-1		0.7	2.0
Saturday, February 01, 2014	15:10	0:10	40	57	42	31	192	6.1	146	-1		0.9	2.2
Saturday, February 01, 2014	15:20	0:10	34	55	36	29	240	6.3	140	-1		0.7	1.5
Saturday, February 01, 2014	15:30	0:10	36	59	36	28	333	6.5	140	-1		0.9	2.4
Saturday, February 01, 2014	15:40	0:10	30	41	34	23	171	5.5	144	-1		0.6	1.7
Saturday, February 01, 2014	15:50	0:10	30	47	31	22	174	5.6	145	-1		0.7	1.7
Saturday, February 01, 2014	16:00	0:10	35	55	35	27	74	4.9	154	-1		0.4	1.9
Saturday, February 01, 2014	16:10	0:10	34	59	36	27	204	6.1	159	-1		0.6	2.6
Saturday, February 01, 2014	16:20	0:10	35	57	37	27	320	7.3	164	-2		0.9	2.4
Saturday, February 01, 2014	16:30	0:10	37	57	39	32	216	6.5	157	-2		1.1	3.2
Saturday, February 01, 2014	16:40	0:10	33	47	35	26	273	6.7	155	-2		0.6	1.9
Saturday, February 01, 2014	16:50	0:10	31	46	33	23	218	6.3	148	-2		0.6	1.5

Table B-6: Location 6 Winter Compliance Evaluation

Date	Time	Duration	Leq	Lmax	L(10)	L(90)	WT W6	WT W6	Onsite Met	Onsite Met	NWS Plymouth	Loc. 6	Loc. 6
	Start Time	(min)	(dBA)	(dBA)	(dBA)	(dBA)	Output (kW)	HH WS (m/s)	WD @ 75m (degrees)	Temp. (°C)	Precip. Obs.	Avg. WS @ 2m (m/s)	Gust WS @ 2m (m/s)
Saturday, February 01, 2014	17:00	0:10	31	43	33	27	109	5.4	144	-2		0.7	1.7
Saturday, February 01, 2014	17:10	0:10	33	62	32	30	46	4.9	147	-2		0.7	1.7
Saturday, February 01, 2014	17:20	0:10	28	41	32	20	92	4.9	148	-2		0.4	1.7
Saturday, February 01, 2014	17:30	0:10	25	35	28	19	58	4.9	156	-2		0.2	1.3
Saturday, February 01, 2014	17:40	0:10	43	63	38	30	197	6.9	157	-1		1.1	2.4
Saturday, February 01, 2014	17:50	0:10	30	45	33	23	244	7.0	162	-1		0.4	2.0
Saturday, February 01, 2014	18:00	0:10	27	40	29	22	304	7.2	165	-2		0.0	1.5
Saturday, February 01, 2014	18:10	0:10	31	38	34	25	386	7.5	166	-2		0.6	1.5
Saturday, February 01, 2014	18:20	0:10	46	66	39	32	506	8.1	164	-2		0.9	2.4
Saturday, February 01, 2014	18:30	0:10	40	65	39	32	732	9.0	160	-3		0.9	2.0
Saturday, February 01, 2014	18:40	0:10	34	50	36	31	967	9.6	160	-3		0.9	1.7
Saturday, February 01, 2014	18:50	0:10	32	46	34	30	986	9.6	162	-3	1	1.1	2.2
Saturday, February 01, 2014	19:00	0:10	29	43	32	27	890	9.5	165	-3	1	0.6	2.0
Saturday, February 01, 2014	19:10	0:10	37	64	35	27	836	9.8	165	-3	1	0.4	1.5
Saturday, February 01, 2014	19:20	0:10	34	49	35	31	838	9.0	165	-2	1	0.7	2.2
Saturday, February 01, 2014	19:30	0:10	34	41	36	32	641	8.9	163	-2	1	1.1	2.8
Saturday, February 01, 2014	19:40	0:10	34	40	36	31	759	9.4	160	-2	1	1.1	2.4
Saturday, February 01, 2014	19:50	0:10	34	39	36	31	662	9.3	156	-2	1	1.1	2.2
Saturday, February 01, 2014	20:00	0:10	33	42	35	30	704	8.9	157	-2	1	1.1	2.6
Saturday, February 01, 2014	20:10	0:10	34	40	36	30	824	9.8	159	-2	1	1.3	2.8
Saturday, February 01, 2014	20:20	0:10	34	45	36	30	709	9.4	156	-2	1	1.1	2.8
Saturday, February 01, 2014	20:30	0:10	30	37	32	29	443	7.8	157	-2	1	0.6	1.7
Saturday, February 01, 2014	20:40	0:10	32	42	33	29	574	8.8	151	-2	1	0.9	2.0
Saturday, February 01, 2014	20:50	0:10	33	42	35	30	387	7.8	158	-3	1	0.9	3.2
Saturday, February 01, 2014	21:00	0:10	34	42	36	31	665	9.2	156	-3	1	1.5	4.3
Saturday, February 01, 2014	21:10	0:10	32	44	34	29	515	7.6	154	-3	1	1.3	2.4
Saturday, February 01, 2014	21:20	0:10	35	53	35	25	359	7.3	154	-3	1	0.9	2.6
Saturday, February 01, 2014	21:30	0:10	29	46	31	23	364	6.9	155	-3	1	0.9	1.9
Saturday, February 01, 2014	21:40	0:10	26	35	29	22	401	7.3	154	-3	1	0.7	2.6
Saturday, February 01, 2014	21:50	0:10	28	33	31	21	643	8.2	157	-3	1	0.4	1.7
Saturday, February 01, 2014	22:00	0:10	30	38	32	28	734	9.0	159	-3	1	0.9	3.3
Saturday, February 01, 2014	22:10	0:10	29	45	31	20	478	7.4	162	-4		0.2	0.9
Saturday, February 01, 2014	22:20	0:10	35	63	23	20	342	7.1	165	-4		0.0	0.6
Saturday, February 01, 2014	22:30	0:10	21	28	23	18	311	6.8	168	-4		0.0	0.4
Saturday, February 01, 2014	22:40	0:10	26	29	27	18	210	6.0	170	-3		0.0	1.1
Saturday, February 01, 2014	22:50	0:10	26	28	27	20	213	5.9	167	-3		0.0	0.7
Saturday, February 01, 2014	23:00	0:10	19	23	20	17	202	6.0	169	-3		0.0	0.6
Saturday, February 01, 2014	23:10	0:10	28	50	27	20	196	5.9	173	-3		0.0	0.6
Saturday, February 01, 2014	23:20	0:10	25	30	28	19	331	7.0	172	-3		0.2	0.9
Saturday, February 01, 2014	23:30	0:10	28	45	28	21	432	7.5	170	-3		0.4	1.1
Saturday, February 01, 2014	23:40	0:10	25	29	27	19	269	6.4	173	-3		0.2	1.3
Saturday, February 01, 2014	23:50	0:10	24	41	25	18	172	5.7	177	-3		0.4	1.3
Sunday, February 02, 2014	0:00	0:10	23	43	25	16	37	4.5	186	-3		0.0	0.6
Sunday, February 02, 2014	0:10	0:10	24	39	25	17	120	5.4	189	-3		0.2	0.9
Sunday, February 02, 2014	0:20	0:10	24	29	27	16	109	5.2	192	-3		0.0	0.7
Sunday, February 02, 2014	0:30	0:10	26	27	26	25	86	4.8	192	-2		0.2	0.9
Sunday, February 02, 2014	0:40	0:10	39	61	26	15	12	5.0	193	-2		0.0	0.7
Sunday, February 02, 2014	0:50	0:10	23	28	26	15	-25	3.7	195	-2		0.2	0.9
Sunday, February 02, 2014	1:00	0:10	24	28	26	15	-24	3.4	193	-2		0.4	1.3
Sunday, February 02, 2014	1:10	0:10	27	31	28	25	-20	3.7	201	-2		0.4	1.7
Sunday, February 02, 2014	1:20	0:10	26	27	26	25	0	3.5	204	-2		0.4	1.3
Sunday, February 02, 2014	1:30	0:10	25	42	27	15	-11	3.5	206	-2	1	0.2	0.9
Sunday, February 02, 2014	1:40	0:10	32	55	20	15	-5	4.4	213	-2	1	0.2	0.9
Sunday, February 02, 2014	1:50	0:10	16	32	18	15	-17	3.8	209	-2	1	0.2	0.7
Sunday, February 02, 2014	2:00	0:10	16	25	16	15	10	4.0	203	-2	1	0.2	1.1
Sunday, February 02, 2014	2:10	0:10	29	53	18	14	66	5.0	206	-2	1	0.0	0.6
Sunday, February 02, 2014	2:20	0:10	24	28	26	14	54	4.7	211	-2	1	0.0	0.6
Sunday, February 02, 2014	2:30	0:10	24	30	26	14	30	4.4	207	-2		0.0	0.7
Sunday, February 02, 2014	2:40	0:10	21	28	26	14	24	4.8	212	-2		0.0	0.6
Sunday, February 02, 2014	2:50	0:10	17	28	15	14	-9	3.7	214	-2		0.2	0.7
Sunday, February 02, 2014	3:00	0:10	26	29	27	25	-6	3.7	217	-2		0.0	0.0
Sunday, February 02, 2014	3:10	0:10	26	30	26	25	-19	3.5	218	-1		0.0	0.6
Sunday, February 02, 2014	3:20	0:10	19	34	25	14	30	4.2	224	-2		0.0	0.0
Sunday, February 02, 2014	3:30	0:10	31	61	19	15	77	5.0	222	-1	1	0.0	0.0
Sunday, February 02, 2014	3:40	0:10	23	28	26	15	204	6.0	224	-1	1	0.0	0.0
Sunday, February 02, 2014	3:50	0:10	20	40	15	14	74	4.7	225	-1	1	0.0	0.6
Sunday, February 02, 2014	4:00	0:10	26	45	27	14	19	4.0	221	-1	1	0.2	0.6
Sunday, February 02, 2014	4:10	0:10	25	31	29	14	45	4.5	225	-1	1	0.2	0.9
Sunday, February 02, 2014	4:20	0:10	27	30	29	25	31	4.5	229	-1	1	0.2	0.9
Sunday, February 02, 2014	4:30	0:10	26	30	28	25	39	4.5	226	-1	1	0.2	0.7
Sunday, February 02, 2014	4:40	0:10	27	47	26	14	120	5.5	234	-1	1	0.0	0.0
Sunday, February 02, 2014	4:50	0:10	27	48	26	14	195	6.1	232	-1	1	0.2	0.7
Sunday, February 02, 2014	5:00	0:10	19	28	26	14	139	5.3	249	-1	1	0.0	0.0
Sunday, February 02, 2014	5:10	0:10	29	45	33	15	114	5.5	249	-1	1	0.2	0.9
Sunday, February 02, 2014	5:20	0:10	26	29	27	25	78	5.1	245	0	1	0.0	0.7
Sunday, February 02, 2014	5:30	0:10	29	46	27	25	121	5.2	252	0	1	0.0	0.7
Sunday, February 02, 2014	5:40	0:10	25	28	26	15	204	6.4	247	0	1	0.0	0.7
Sunday, February 02, 2014	5:50	0:10	28	50	27	17	108	5.4	265	0	1	0.4	0.9
Sunday, February 02, 2014	6:00	0:10	26	46	27	15	75	4.8	260	-1	1	0.2	0.9
Sunday, February 02, 2014	6:10	0:10	26	48	31	15	84	5.2	253	0	1	0.2	0.9
Sunday, February 02, 2014	6:20	0:10	23	32	27	16	206	6.2	254	0	1	0.0	0.6
Sunday, February 02, 2014	6:30	0:10	31	47	30	26	533	7.8	268	0	1	0.0	0.7
Sunday, February 02, 2014	6:40	0:10	47	72	45	25	568	7.9	260	0	1	0.0	0.9
Sunday, February 02, 2014	6:50	0:10	31	49	31	21	310	6.5	252	0	1	0.2	0.6
Sunday, February 02, 2014	7:00	0:10	30	52	27	17	64	4.8	254	0	1	0.2	0.7
Sunday, February 02, 2014	7:10	0:10	32	55	29	20	114	5.2	263	0	1	0.0	0.0
Sunday, February 02, 2014	7:20	0:10	33	50	35	19	298	6.5	263	0	1	0.0	0.4
Sunday, February 02, 2014	7:30	0:10	27	38	29	20	328	6.7	267	0	1	0.2	0.7
Sunday, February 02, 2014	7:40	0:10	29	44	31	23	375	7.0	272	1	1	0.2	1.1
Sunday, February 02, 2014	7:50	0:10	30	46	33	27	568	8.2	272	0	1	0.2	0.9
Sunday, February 02, 2014	8:00	0:10	38	66	32	20	737	8.3	275	1	1	0.2	0.9
Sunday, February 02, 2014	8:10	0:10	28	43	30	22	554	7.9	273	1	1	0.0	0.9
Sunday, February 02, 2014	8:20	0:10	48	65	50	27	423	7.1	272	1	1	0.2	1.3
Sunday, February 02, 2014	8:30	0:10	34	52	35	25	489	7.2	277	1	1	0.6	1.9
Sunday, February 02, 2014	8:40	0:10	45	70	44	23	504	7.6	284	1	1	0.2	1.7
Sunday, February 02, 2014	8:50	0:10	58	73	61	44	264	7.5	282	1	1	0.7	1.7
Sunday, February 02, 2014	9:00	0:10	51	73	55	29	625	8.3	281	1	1	0.6	2.2
Sunday, February 02, 2014	9:10	0:10	37	62	35	25	620	8.8	294	2	1	0.2	1.1
Sunday, February 02, 2014	9:20	0:10	32	48	34	21	407	7.3	287	2	1	0.2	0.9
Sunday, February 02, 2014	9:30	0:10	31	49	30	22	459	7.5	276	2	1	0.7	1.7
Sunday, February 02, 2014	9:40	0:10	34	50	36	24	639						

Table B-6: Location 6 Winter Compliance Evaluation

Date	Time	Duration	Leq	Lmax	L(10)	L(90)	WT W6	WT W6	Onsite Met	Onsite Met	NWS Plymouth	Loc. 6	Loc. 6
	Start Time	(min)	(dBA)	(dBA)	(dBA)	(dBA)	Output (kW)	HH WS (m/s)	WD @ 75m (degrees)	Temp. (°C)	Precip. Obs.	Avg. WS @ 2m (m/s)	Gust WS @ 2m (m/s)
Sunday, February 02, 2014	10:00	0:10	34	55	37	29	811	8.9	276	2		1.1	2.6
Sunday, February 02, 2014	10:10	0:10	31	47	33	24	697	8.3	273	2		0.9	3.3
Sunday, February 02, 2014	10:20	0:10	32	51	33	23	338	6.6	280	2		0.4	2.2
Sunday, February 02, 2014	10:30	0:10	28	44	30	22	211	5.7	284	2		0.4	1.9
Sunday, February 02, 2014	10:40	0:10	36	54	39	23	219	5.9	282	2		0.7	1.9
Sunday, February 02, 2014	10:50	0:10	30	51	30	23	295	6.4	283	2		0.7	1.7
Sunday, February 02, 2014	11:00	0:10	37	59	40	28	241	6.5	289	1		0.6	1.9
Sunday, February 02, 2014	11:10	0:10	32	53	34	25	229	6.1	286	1		0.9	2.2
Sunday, February 02, 2014	11:20	0:10	27	39	29	23	122	5.1	293	2		0.9	3.0
Sunday, February 02, 2014	11:30	0:10	34	52	36	26	132	5.9	290	2		1.1	2.2
Sunday, February 02, 2014	11:40	0:10	37	58	39	29	167	6.3	280	2		1.3	3.3
Sunday, February 02, 2014	11:50	0:10	33	47	35	28	149	5.4	279	2		1.3	2.6
Sunday, February 02, 2014	12:00	0:10	37	60	37	26	179	5.7	281	2		1.1	3.0
Sunday, February 02, 2014	12:10	0:10	37	61	39	29	188	6.2	284	2		1.3	3.2
Sunday, February 02, 2014	12:20	0:10	39	53	44	28	181	6.0	274	2		1.1	2.4
Sunday, February 02, 2014	12:30	0:10	37	51	40	28	248	6.4	277	2		1.3	3.3
Sunday, February 02, 2014	12:40	0:10	34	50	38	27	233	6.2	282	2		0.7	2.4
Sunday, February 02, 2014	12:50	0:10	32	45	35	28	186	6.2	287	1		0.9	3.0
Sunday, February 02, 2014	13:00	0:10	32	45	35	24	175	6.0	286	2		0.7	2.0
Sunday, February 02, 2014	13:10	0:10	40	56	43	26	27	4.7	285	1		0.6	1.9
Sunday, February 02, 2014	13:20	0:10	44	60	46	39	-6	4.6	287	1		0.9	2.4
Sunday, February 02, 2014	13:30	0:10	30	46	31	20	97	5.8	281	1		0.7	2.2
Sunday, February 02, 2014	13:40	0:10	30	44	35	20	193	5.7	280	1		0.9	1.9
Sunday, February 02, 2014	13:50	0:10	31	44	35	21	138	5.4	268	2		0.6	1.7
Sunday, February 02, 2014	14:00	0:10	32	55	33	24	-15	5.0	290	2		0.7	3.0
Sunday, February 02, 2014	14:10	0:10	34	49	37	29	-12	6.0	291	1		0.9	2.6
Sunday, February 02, 2014	14:20	0:10	31	46	34	25	-6	5.9	296	1		0.6	2.4
Sunday, February 02, 2014	14:30	0:10	39	60	33	24	-6	5.0	305	1		0.4	1.9
Sunday, February 02, 2014	14:40	0:10	33	53	36	27	-5	5.7	303	1		0.6	1.9
Sunday, February 02, 2014	14:50	0:10	32	44	34	27	-6	5.7	304	1		0.6	1.9
Sunday, February 02, 2014	15:00	0:10	30	43	32	25	-3	5.9	301	1		0.4	1.5
Sunday, February 02, 2014	15:10	0:10	35	50	38	28	-3	6.6	305	0		0.4	1.7
Sunday, February 02, 2014	15:20	0:10	35	47	39	30	-1	6.7	305	0		0.4	1.7
Sunday, February 02, 2014	15:30	0:10	31	41	34	28	-1	6.8	303	0		0.4	1.3
Sunday, February 02, 2014	15:40	0:10	36	61	36	28	-2	7.5	306	0		0.4	1.5
Sunday, February 02, 2014	15:50	0:10	31	47	32	25	-2	7.2	307	0		0.4	1.5
Sunday, February 02, 2014	16:00	0:10	33	44	36	29	-2	7.5	307	0		0.6	2.0
Sunday, February 02, 2014	16:10	0:10	30	41	31	26	-1	7.9	309	0		0.6	1.3
Sunday, February 02, 2014	16:20	0:10	30	40	31	27	-1	8.6	311	0		0.4	1.5
Sunday, February 02, 2014	16:30	0:10	32	49	32	24	-1	7.9	310	0		0.2	0.9
Sunday, February 02, 2014	16:40	0:10	41	68	40	21	-1	7.1	306	0		0.2	1.3
Sunday, February 02, 2014	16:50	0:10	27	42	29	20	-1	6.3	307	0		0.2	0.9
Sunday, February 02, 2014	17:00	0:10	30	54	31	23	-1	6.6	304	-1		0.4	1.3
Sunday, February 02, 2014	17:10	0:10	33	46	36	26	-1	7.4	307	-1		0.2	0.7
Sunday, February 02, 2014	17:20	0:10	30	49	32	25	-1	7.4	312	-1		0.6	1.7
Sunday, February 02, 2014	17:30	0:10	32	47	33	25	-1	7.8	305	-1		0.6	1.9
Sunday, February 02, 2014	17:40	0:10	32	42	35	28	-1	7.8	311	-1		0.7	2.0
Sunday, February 02, 2014	17:50	0:10	34	55	33	30	-1	8.6	305	-1		0.7	2.0
Sunday, February 02, 2014	18:00	0:10	35	54	36	26	-2	8.2	316	-1		0.7	1.9
Sunday, February 02, 2014	18:10	0:10	32	40	34	29	0	8.5	306	-1		0.9	1.9
Sunday, February 02, 2014	18:20	0:10	31	44	33	24	0	7.7	308	-1		0.7	2.2
Sunday, February 02, 2014	18:30	0:10	31	47	34	26	-1	7.7	307	-1		0.7	2.2
Sunday, February 02, 2014	18:40	0:10	29	41	32	25	-1	7.7	316	-1		0.7	2.0
Sunday, February 02, 2014	18:50	0:10	30	39	32	27	-1	7.7	315	-1	1	1.1	2.2
Sunday, February 02, 2014	19:00	0:10	30	39	31	26	-1	7.9	317	-1	1	0.9	2.0
Sunday, February 02, 2014	19:10	0:10	26	37	29	23	-2	7.8	319	-1	1	0.7	1.9
Sunday, February 02, 2014	19:20	0:10	28	43	29	21	0	7.4	318	-1	1	0.6	1.5
Sunday, February 02, 2014	19:30	0:10	27	32	28	19	-1	7.0	319	-1	1	0.6	1.9
Sunday, February 02, 2014	19:40	0:10	30	55	33	20	0	6.7	324	-1	1	0.4	2.4
Sunday, February 02, 2014	19:50	0:10	34	53	34	27	-1	7.3	325	-1		0.7	2.4
Sunday, February 02, 2014	20:00	0:10	31	49	32	29	-1	7.0	321	-1		0.4	1.7
Sunday, February 02, 2014	20:10	0:10	29	47	33	21	-1	6.6	324	-1		0.7	3.2
Sunday, February 02, 2014	20:20	0:10	28	39	29	22	-1	6.7	321	-2		0.2	0.9
Sunday, February 02, 2014	20:30	0:10	28	37	29	27	-1	7.1	320	-2		0.4	2.0
Sunday, February 02, 2014	20:40	0:10	29	43	31	25	-1	8.0	316	-2		0.6	2.4
Sunday, February 02, 2014	20:50	0:10	30	36	32	27	-1	9.4	321	-2		0.6	1.7
Sunday, February 02, 2014	21:00	0:10	32	44	34	27	0	8.5	322	-2		0.6	1.7
Sunday, February 02, 2014	21:10	0:10	31	40	34	27	0	9.3	318	-2		0.7	2.2
Sunday, February 02, 2014	21:20	0:10	30	46	32	26	-1	8.1	316	-2		0.7	1.9
Sunday, February 02, 2014	21:30	0:10	30	50	32	26	-1	8.3	313	-2		0.6	1.9
Sunday, February 02, 2014	21:40	0:10	33	39	35	30	-1	9.2	319	-2		0.9	2.2
Sunday, February 02, 2014	21:50	0:10	31	43	33	29	0	9.6	318	-2		0.7	2.4
Sunday, February 02, 2014	22:00	0:10	28	40	31	26	-1	9.1	321	-2		0.6	1.7
Sunday, February 02, 2014	22:10	0:10	29	36	31	25	-1	8.4	320	-3		0.7	2.0
Sunday, February 02, 2014	22:20	0:10	30	36	32	27	-3	9.6	324	-3		0.7	2.2
Sunday, February 02, 2014	22:30	0:10	33	42	35	30	-16	10.3	321	-3		0.7	2.2
Sunday, February 02, 2014	22:40	0:10	36	49	39	33	-16	10.7	318	-3		1.1	2.4
Sunday, February 02, 2014	22:50	0:10	37	46	41	33	-16	11.4	313	-3		1.1	2.8
Sunday, February 02, 2014	23:00	0:10	38	46	40	36	-16	11.0	322	-3		1.3	4.1
Sunday, February 02, 2014	23:10	0:10	38	49	41	35	-16	10.9	327	-3		0.9	3.2
Sunday, February 02, 2014	23:20	0:10	41	48	43	37	-16	11.8	326	-4		0.9	2.4
Sunday, February 02, 2014	23:30	0:10	42	49	45	39	-15	11.3	328	-4		1.5	4.4
Sunday, February 02, 2014	23:40	0:10	42	48	45	38	-15	10.5	326	-4		0.9	3.0
Sunday, February 02, 2014	23:50	0:10	44	57	47	39	-15	11.2	323	-4		1.3	4.8
Monday, February 03, 2014	0:00	0:10	43	50	45	38	-15	11.4	325	-5		1.3	4.3
Monday, February 03, 2014	0:10	0:10	40	47	43	37	-16	10.3	326	-5		1.3	5.2
Monday, February 03, 2014	0:20	0:10	40	51	42	37	-15	10.0	327	-5		1.1	3.5
Monday, February 03, 2014	0:30	0:10	39	46	41	37	-16	9.8	323	-5		1.1	2.8
Monday, February 03, 2014	0:40	0:10	42	49	45	38	-16	8.5	327	-5		1.3	4.1
Monday, February 03, 2014	0:50	0:10	39	46	42	37	-15	9.2	324	-5		0.9	2.6
Monday, February 03, 2014	1:00	0:10	39	56	42	34	-16	10.1	321	-5		1.1	3.7
Monday, February 03, 2014	1:10	0:10	37	53	39	33	-16	9.9	318	-6		1.1	3.3
Monday, February 03, 2014	1:20	0:10	40	46	42	36	-16	10.0	316	-6		1.3	4.1
Monday, February 03, 2014	1:30	0:10	38	52	40	34	-16	9.2	321	-6		0.9	3.0
Monday, February 03, 2014	1:40	0:10	37	48	40	32	-16	7.9	323	-6		1.1	3.2
Monday, February 03, 2014	1:50	0:10	34	43	36	31	-17	8.5	320	-6		0.6	2.0
Monday, February 03, 2014	2:00	0:10	39	55	41	32	-16	9.8	317	-7		1.1	3.9
Monday, February 03, 2014	2:10	0:10	39	52	41	34	-16	9.5	320	-7		1.3	3.3
Monday, February 03, 2014	2:20	0:10	38	44	40	34	-16	9.2	326	-7		0.9	2.6
Monday, February 03, 2014	2:30	0:10	39	52	42	33	-16	9.8	327	-7		1.1	3.3
Monday, February 03, 2014	2:40	0:10	33	44	36	29	-17	7.4	328	-7		0.7	2.8
Monday, February 03, 2014	2:50	0:10	32	40	35	28	-16	6.9	324	-7		0.6	1.9

Table B-6: Location 6 Winter Compliance Evaluation

Date	Time	Duration	Leq	Lmax	L(10)	L(90)	WT W6	WT W6	Onsite Met	Onsite Met	NWS Plymouth	Loc. 6	Loc. 6
	Start Time	(min)	(dBA)	(dBA)	(dBA)	(dBA)	Output (kW)	HH WS (m/s)	WD @ 75m (degrees)	Temp. (°C)	Precip. Obs.	Avg. WS @ 2m (m/s)	Gust WS @ 2m (m/s)
Monday, February 03, 2014	3:00	0:10	34	51	37	31	-17	5.9	320	-7		0.9	2.6
Monday, February 03, 2014	3:10	0:10	34	40	35	31	-17	6.2	322	-7		0.7	1.9
Monday, February 03, 2014	3:20	0:10	32	39	35	28	-16	6.6	326	-7		0.6	2.2
Monday, February 03, 2014	3:30	0:10	32	41	35	27	-17	6.2	328	-7		0.4	2.8
Monday, February 03, 2014	3:40	0:10	28	53	30	22	-16	5.4	329	-7		0.6	1.9
Monday, February 03, 2014	3:50	0:10	27	35	29	24	-17	5.6	329	-7		0.6	1.7
Monday, February 03, 2014	4:00	0:10	29	48	32	20	-17	6.4	331	-7		0.6	1.9
Monday, February 03, 2014	4:10	0:10	31	38	32	28	-16	6.7	333	-7		0.6	2.0
Monday, February 03, 2014	4:20	0:10	29	35	31	27	-13	6.4	334	-7		0.6	1.5
Monday, February 03, 2014	4:30	0:10	27	35	29	23	-1	6.3	328	-7		0.4	2.2
Monday, February 03, 2014	4:40	0:10	26	40	27	21	-1	6.1	325	-7		0.4	1.3
Monday, February 03, 2014	4:50	0:10	27	38	30	20	-1	6.3	324	-7		0.6	2.0
Monday, February 03, 2014	5:00	0:10	31	46	34	20	-1	5.8	326	-7		0.6	1.3
Monday, February 03, 2014	5:10	0:10	27	38	28	26	-1	6.4	327	-7		0.4	1.3
Monday, February 03, 2014	5:20	0:10	29	38	30	26	-1	5.7	323	-7		0.4	0.9
Monday, February 03, 2014	5:30	0:10	25	39	28	16	-1	5.2	323	-7		0.4	1.3
Monday, February 03, 2014	5:40	0:10	25	38	28	17	-1	4.9	324	-7		0.6	1.3
Monday, February 03, 2014	5:50	0:10	25	38	27	22	-1	5.2	329	-7		0.7	2.0
Monday, February 03, 2014	6:00	0:10	25	35	26	22	-1	5.8	329	-7		0.6	1.3
Monday, February 03, 2014	6:10	0:10	28	45	31	22	-1	6.1	329	-7		0.6	1.3
Monday, February 03, 2014	6:20	0:10	29	38	30	28	-1	5.9	323	-7		0.7	2.2
Monday, February 03, 2014	6:30	0:10	32	48	33	30	-1	6.4	323	-7		0.7	2.4
Monday, February 03, 2014	6:40	0:10	33	45	34	27	-1	7.6	325	-7		0.9	1.9
Monday, February 03, 2014	6:50	0:10	29	45	31	23	-1	6.3	324	-7		0.6	2.2
Monday, February 03, 2014	7:00	0:10	35	58	36	24	-1	5.8	323	-7		0.4	1.7
Monday, February 03, 2014	7:10	0:10	32	56	32	27	-1	5.0	323	-7		0.6	1.7
Monday, February 03, 2014	7:20	0:10	28	37	29	27	-12	5.3	329	-7		0.4	1.5
Monday, February 03, 2014	7:30	0:10	29	43	30	23	-17	4.8	330	-7		0.4	1.5
Monday, February 03, 2014	7:40	0:10	26	35	30	20	-17	4.9	334	-7		0.6	1.7
Monday, February 03, 2014	7:50	0:10	35	59	31	27	-17	5.5	334	-7		0.7	1.7
Monday, February 03, 2014	8:00	0:10	37	58	32	23	-18	5.4	341	-7		0.6	2.0
Monday, February 03, 2014	8:10	0:10	50	85	36	28	-17	4.1	355	-7		0.6	1.7
Monday, February 03, 2014	8:20	0:10	29	45	30	27	-16	4.1	350	-7		0.2	1.1
Monday, February 03, 2014	8:30	0:10	41	62	33	22	-16	3.8	358	-7		0.4	1.9
Monday, February 03, 2014	8:40	0:10	28	39	29	24	-17	4.3	354	-7		0.6	2.4
Monday, February 03, 2014	8:50	0:10	34	57	31	21	-16	3.7	351	-7		0.4	2.2
Monday, February 03, 2014	9:00	0:10	33	58	28	21	-16	2.9	358	-7		0.2	1.9
Monday, February 03, 2014	9:10	0:10	34	58	31	21	-16	2.8	17	-6		0.2	0.7
Monday, February 03, 2014	9:20	0:10	28	45	30	22	-16	2.9	24	-6		0.6	1.3
Monday, February 03, 2014	9:30	0:10	33	49	33	26	-16	2.7	15	-6		0.6	1.5
Monday, February 03, 2014	9:40	0:10	32	65	28	26	-16	2.7	20	-6		0.4	1.7
Monday, February 03, 2014	9:50	0:10	32	48	33	19	-16	3.2	1	-5		0.6	1.7
Monday, February 03, 2014	10:00	0:10	22	34	26	18	-16	2.5	1	-6		0.7	1.7
Monday, February 03, 2014	10:10	0:10	35	62	34	17	-16	2.7	1	-5		0.2	0.9
Monday, February 03, 2014	10:20	0:10	32	49	33	19	-16	2.8	347	-5		0.7	1.9
Monday, February 03, 2014	10:30	0:10	31	55	30	26	-16	3.2	341	-5		0.4	1.7
Monday, February 03, 2014	10:40	0:10	27	44	28	25	-16	2.0	327	-5		0.4	1.5
Monday, February 03, 2014	10:50	0:10	34	57	35	19	-16	1.8	324	-5		0.4	1.1
Monday, February 03, 2014	11:00	0:10	33	58	34	18	-16	1.5	312	-5		0.4	0.9
Monday, February 03, 2014	11:10	0:10	36	57	38	20	-16	1.5	263	-5		0.2	1.1
Monday, February 03, 2014	11:20	0:10	33	58	32	16	-16	1.0	78	-4		0.2	0.9
Monday, February 03, 2014	11:30	0:10	42	61	46	16	-16	2.0	19	-4		0.6	1.5
Monday, February 03, 2014	11:40	0:10	38	59	41	24	-16	1.0	40	-5		0.2	1.7
Monday, February 03, 2014	11:50	0:10	43	63	45	17	-16	1.9	32	-5		0.7	1.5
Monday, February 03, 2014	12:00	0:10	41	48	42	40	-16	1.7	10	-5		0.6	1.7
Monday, February 03, 2014	12:10	0:10	39	58	42	26	-16	1.1	24	-4		0.6	1.1
Monday, February 03, 2014	12:20	0:10	33	55	33	25	-16	1.1	322	-4		0.6	1.1
Monday, February 03, 2014	12:30	0:10	37	56	40	15	-16	1.2	307	-4		0.6	1.7
Monday, February 03, 2014	12:40	0:10	31	47	30	15	-16	1.4	276	-4		0.6	1.5
Monday, February 03, 2014	12:50	0:10	25	46	25	15	-16	1.2	317	-4		0.4	1.5
Monday, February 03, 2014	13:00	0:10	17	31	19	15	-16	1.7	340	-4		0.6	1.5
Monday, February 03, 2014	13:10	0:10	29	49	29	16	-16	2.0	338	-4		0.4	1.1
Monday, February 03, 2014	13:20	0:10	24	39	27	15	-16	2.5	242	-4		0.4	1.1
Monday, February 03, 2014	13:30	0:10	25	44	23	15	-16	2.6	312	-4		0.6	1.5
Monday, February 03, 2014	13:40	0:10	25	44	22	16	-16	2.0	351	-4		0.2	0.9
Monday, February 03, 2014	13:50	0:10	26	41	23	16	-16	2.6	336	-4		0.2	1.1
Monday, February 03, 2014	14:00	0:10	28	45	28	20	-16	3.3	318	-4		0.4	1.1
Monday, February 03, 2014	14:10	0:10	42	62	39	26	-17	3.9	327	-4		0.2	0.9
Monday, February 03, 2014	14:20	0:10	49	77	52	26	-17	4.0	339	-4		0.6	1.5
Monday, February 03, 2014	14:30	0:10	48	66	52	21	-17	4.2	342	-4		0.4	1.5
Monday, February 03, 2014	14:40	0:10	33	61	29	18	-17	4.0	336	-4		0.6	1.5
Monday, February 03, 2014	14:50	0:10	27	45	28	18	-17	4.4	328	-4		0.4	1.5
Monday, February 03, 2014	15:00	0:10	28	50	28	20	-17	4.6	326	-4		0.4	1.7
Monday, February 03, 2014	15:10	0:10	40	62	40	26	-16	3.8	317	-4		0.6	1.7
Monday, February 03, 2014	15:20	0:10	31	49	32	25	-16	3.6	323	-4		0.6	1.7
Monday, February 03, 2014	15:30	0:10	28	50	26	17	12	4.3	311	-4		0.6	1.7
Monday, February 03, 2014	15:40	0:10	29	48	30	19	-22	4.4	303	-4		0.7	1.7
Monday, February 03, 2014	15:50	0:10	30	47	28	20	-22	4.4	302	-5		0.4	1.7
Monday, February 03, 2014	16:00	0:10	28	40	29	20	-21	4.9	311	-5		0.6	1.7
Monday, February 03, 2014	16:10	0:10	33	52	36	22	-21	5.4	305	-5		0.6	1.7
Monday, February 03, 2014	16:20	0:10	29	54	31	19	-21	5.5	309	-5		0.7	1.7
Monday, February 03, 2014	16:30	0:10	28	42	29	17	-21	5.6	305	-6		0.7	2.4
Monday, February 03, 2014	16:40	0:10	31	49	31	18	-17	6.2	308	-6		0.6	1.9
Monday, February 03, 2014	16:50	0:10	24	37	28	19	-17	5.9	308	-6		0.6	1.5
Monday, February 03, 2014	17:00	0:10	33	55	36	20	-17	6.1	310	-6		0.2	1.3
Monday, February 03, 2014	17:10	0:10	25	38	28	19	-18	6.5	314	-6		0.0	0.0
Monday, February 03, 2014	17:20	0:10	38	61	38	28	-17	6.2	306	-7		0.0	0.0
Monday, February 03, 2014	17:30	0:10	38	58	38	18	-18	5.6	307	-7		0.2	0.9
Monday, February 03, 2014	17:40	0:10	24	39	28	17	-18	5.8	314	-7		0.0	0.6
Monday, February 03, 2014	17:50	0:10	35	61	34	19	-18	6.1	315	-7		0.0	0.0
Monday, February 03, 2014	18:00	0:10	22	46	23	18	-18	6.1	315	-7		0.0	0.7
Monday, February 03, 2014	18:10	0:10	33	60	23	18	-17	6.6	318	-7		0.2	1.1
Monday, February 03, 2014	18:20	0:10	25	42	28	18	-18	6.4	315	-7		0.4	1.1
Monday, February 03, 2014	18:30	0:10	28	56	29	18	-18	6.6	321	-7		0.2	0.7
Monday, February 03, 2014	18:40	0:10	30	48	30	29	-18	6.9	320	-7		0.4	1.3
Monday, February 03, 2014	18:50	0:10	27	34	29	20	-18	7.1	322	-7		0.4	1.1
Monday, February 03, 2014	19:00	0:10	28	45	29	18	-18	6.6	324	-7		0.6	1.1
Monday, February 03, 2014	19:10	0:10	23	33	27	19	-17	6.2	318	-8		0.2	0.7
Monday, February 03, 2014	19:20	0:10	27	46	26	18	-17	6.9	318	-7		0.0	0.4
Monday, February 03, 2014	19:30	0:10	24	40	24	19	-17	6.9	319	-7		0.0	0.0
Monday, February 03, 2014	19:40	0:10	28	40	30	27	-17	7.8	321	-8		0.0	0.0
Monday, February 03, 2014	19:50	0:10	30	36	30	27	-18	7.4	322	-8		0.0	0.4

Table B-6: Location 6 Winter Compliance Evaluation

Date	Time	Duration	Leq	Lmax	L(10)	L(90)	WT W6	WT W6	Onsite Met	Onsite Met	NWS Plymouth	Loc. 6	Loc. 6
	Start Time	(min)	(dBA)	(dBA)	(dBA)	(dBA)	Output (kW)	HH WS (m/s)	WD @ 75m (degrees)	Temp. (°C)	Precip. Obs.	Avg. WS @ 2m (m/s)	Gust WS @ 2m (m/s)
Monday, February 03, 2014	20:00	0:10	26	42	28	19	-18	7.5	319	-8		0.0	0.0
Monday, February 03, 2014	20:10	0:10	30	44	32	19	-18	7.2	314	-8		0.0	0.9
Monday, February 03, 2014	20:20	0:10	29	55	28	22	-17	7.2	308	-8		0.0	0.0
Monday, February 03, 2014	20:30	0:10	44	61	49	27	-17	7.4	316	-8		0.0	0.0
Monday, February 03, 2014	20:40	0:10	26	41	28	20	-19	7.2	320	-9		0.0	0.0
Monday, February 03, 2014	20:50	0:10	26	40	29	21	-17	7.4	320	-9		0.0	0.0
Monday, February 03, 2014	21:00	0:10	31	47	32	27	-18	7.4	319	-9		0.0	0.0
Monday, February 03, 2014	21:10	0:10	27	40	29	23	-18	7.7	322	-9		0.0	0.6
Monday, February 03, 2014	21:20	0:10	29	37	31	23	-17	7.4	320	-9		0.0	0.0
Monday, February 03, 2014	21:30	0:10	31	49	30	27	-18	7.1	320	-9		0.0	0.0
Monday, February 03, 2014	21:40	0:10	32	48	34	28	-17	6.9	320	-9		0.0	0.6
Monday, February 03, 2014	21:50	0:10	29	49	29	22	-19	6.8	324	-9		0.0	0.6
Monday, February 03, 2014	22:00	0:10	28	43	30	23	-33	6.8	331	-9		0.0	0.4
Monday, February 03, 2014	22:10	0:10	42	65	33	26	-33	7.2	329	-9		0.6	1.7
Monday, February 03, 2014	22:20	0:10	30	48	32	29	-33	7.5	324	-10		0.6	1.3
Monday, February 03, 2014	22:30	0:10	29	32	31	27	-33	7.6	326	-10		0.2	0.9
Monday, February 03, 2014	22:40	0:10	28	31	29	25	-33	7.4	327	-10		0.0	0.7
Monday, February 03, 2014	22:50	0:10	23	29	24	22	-33	7.4	320	-10		0.0	0.6
Monday, February 03, 2014	23:00	0:10	23	35	24	21	-32	7.8	325	-10		0.0	0.6
Monday, February 03, 2014	23:10	0:10	30	44	31	27	-32	7.3	331	-10		0.4	1.1
Monday, February 03, 2014	23:20	0:10	31	43	32	27	-32	5.8	333	-10		0.7	1.3
Monday, February 03, 2014	23:30	0:10	30	42	31	27	-32	5.8	326	-10		0.6	0.9
Monday, February 03, 2014	23:40	0:10	26	42	28	20	-31	5.8	326	-10		0.0	1.1
Monday, February 03, 2014	23:50	0:10	45	68	29	19	-32	6.6	324	-10		0.2	0.7
Tuesday, February 04, 2014	0:00	0:10	51	71	52	26	-32	6.3	321	-10		0.0	0.6
Tuesday, February 04, 2014	0:10	0:10	27	47	27	26	-32	6.3	329	-10		0.0	0.0
Tuesday, February 04, 2014	0:20	0:10	25	37	27	19	-32	6.0	333	-10		0.0	0.0
Tuesday, February 04, 2014	0:30	0:10	30	48	29	26	-32	6.4	336	-10		0.0	0.0
Tuesday, February 04, 2014	0:40	0:10	28	34	30	18	-32	6.4	337	-10		0.0	0.0
Tuesday, February 04, 2014	0:50	0:10	28	31	30	26	-31	5.7	329	-10		0.0	0.0
Tuesday, February 04, 2014	1:00	0:10	28	39	30	26	-31	5.1	330	-10		0.0	0.0
Tuesday, February 04, 2014	1:10	0:10	25	31	27	18	-31	5.3	329	-11		0.0	0.0
Tuesday, February 04, 2014	1:20	0:10	22	40	23	20	-31	6.1	324	-11		0.2	0.6
Tuesday, February 04, 2014	1:30	0:10	23	36	25	21	-31	6.6	324	-11		0.2	0.7
Tuesday, February 04, 2014	1:40	0:10	31	48	31	30	-32	7.3	319	-11		0.4	0.9
Tuesday, February 04, 2014	1:50	0:10	29	35	30	27	-32	7.1	320	-11		0.2	0.6
Tuesday, February 04, 2014	2:00	0:10	28	31	30	26	-31	6.3	323	-11		0.0	0.0
Tuesday, February 04, 2014	2:10	0:10	25	40	27	16	-31	7.0	328	-11		0.0	0.6
Tuesday, February 04, 2014	2:20	0:10	18	43	19	17	-31	7.1	328	-11		0.2	0.6
Tuesday, February 04, 2014	2:30	0:10	22	37	23	18	-32	7.4	330	-11		0.0	0.0
Tuesday, February 04, 2014	2:40	0:10	27	32	31	19	-32	6.9	328	-11		0.2	0.7
Tuesday, February 04, 2014	2:50	0:10	31	36	33	28	-31	7.3	323	-11		0.4	1.3
Tuesday, February 04, 2014	3:00	0:10	32	39	33	31	-31	7.6	323	-11		0.7	1.5
Tuesday, February 04, 2014	3:10	0:10	30	48	32	28	-32	7.6	323	-11		0.7	2.6
Tuesday, February 04, 2014	3:20	0:10	28	34	30	25	-31	6.8	325	-11		0.2	0.7
Tuesday, February 04, 2014	3:30	0:10	23	32	24	21	-31	7.0	326	-11		0.0	0.0
Tuesday, February 04, 2014	3:40	0:10	26	38	28	21	-31	7.1	324	-11		0.0	0.0
Tuesday, February 04, 2014	3:50	0:10	28	31	30	27	-31	7.8	320	-11		0.0	0.0
Tuesday, February 04, 2014	4:00	0:10	30	55	30	27	-31	7.8	315	-12		0.0	0.0
Tuesday, February 04, 2014	4:10	0:10	27	32	30	21	-32	8.3	318	-11		0.0	0.0
Tuesday, February 04, 2014	4:20	0:10	26	30	28	20	-31	8.8	320	-11		0.0	0.0
Tuesday, February 04, 2014	4:30	0:10	28	31	30	23	-32	8.9	324	-11		0.4	0.9
Tuesday, February 04, 2014	4:40	0:10	30	37	34	26	-32	9.4	321	-12		0.4	1.7
Tuesday, February 04, 2014	4:50	0:10	37	44	39	34	-31	10.3	315	-12		0.9	2.8
Tuesday, February 04, 2014	5:00	0:10	34	49	36	32	-31	10.0	315	-12		0.7	1.7
Tuesday, February 04, 2014	5:10	0:10	30	35	32	28	-32	10.1	318	-12		0.4	0.9
Tuesday, February 04, 2014	5:20	0:10	30	38	31	27	-32	9.9	321	-12		0.0	0.6
Tuesday, February 04, 2014	5:30	0:10	30	43	31	25	-33	9.4	322	-12		0.0	0.4
Tuesday, February 04, 2014	5:40	0:10	29	42	31	25	-32	8.8	321	-12		0.0	0.6
Tuesday, February 04, 2014	5:50	0:10	31	45	33	29	-33	9.4	323	-12		0.0	0.0
Tuesday, February 04, 2014	6:00	0:10	30	42	32	28	-32	9.5	322	-12		0.0	0.0
Tuesday, February 04, 2014	6:10	0:10	34	48	37	29	-32	10.5	318	-12		0.0	0.0
Tuesday, February 04, 2014	6:20	0:10	32	39	33	31	-33	10.2	320	-12		0.4	1.1
Tuesday, February 04, 2014	6:30	0:10	34	44	37	30	-33	9.5	325	-12		0.6	2.0
Tuesday, February 04, 2014	6:40	0:10	38	50	42	33	-33	8.1	314	-12		0.6	1.3
Tuesday, February 04, 2014	6:50	0:10	34	55	35	32	-33	7.7	319	-13		0.7	1.5
Tuesday, February 04, 2014	7:00	0:10	37	60	40	31	-32	8.1	323	-13		0.6	1.5
Tuesday, February 04, 2014	7:10	0:10	33	53	34	30	-32	8.7	323	-13		0.6	1.3
Tuesday, February 04, 2014	7:20	0:10	33	47	34	29	-32	8.0	323	-12		0.4	1.7
Tuesday, February 04, 2014	7:30	0:10	32	42	34	30	-32	8.3	323	-12		0.6	1.5
Tuesday, February 04, 2014	7:40	0:10	33	46	34	30	-32	8.0	323	-13		0.4	1.1
Tuesday, February 04, 2014	7:50	0:10	32	43	34	30	-33	8.0	323	-12		0.7	1.7
Tuesday, February 04, 2014	8:00	0:10	41	63	39	31	-32	7.5	319	-12		0.7	1.9
Tuesday, February 04, 2014	8:10	0:10	34	40	35	31	-32	8.2	319	-12		0.9	2.4
Tuesday, February 04, 2014	8:20	0:10	34	42	37	30	-32	8.0	324	-12		0.7	1.7
Tuesday, February 04, 2014	8:30	0:10	39	56	39	30	-33	8.2	322	-11		0.7	2.4
Tuesday, February 04, 2014	8:40	0:10	35	45	37	31	-33	7.9	323	-10		1.1	2.6
Tuesday, February 04, 2014	8:50	0:10	36	59	37	32	-33	7.5	322	-10		1.3	2.8
Tuesday, February 04, 2014	9:00	0:10	39	57	41	35	-32	7.2	321	-10		1.5	3.3
Tuesday, February 04, 2014	9:10	0:10	41	56	44	35	-33	7.9	322	-9		1.3	3.5
Tuesday, February 04, 2014	9:20	0:10	39	62	41	32	-33	8.3	320	-9		1.3	3.9
Tuesday, February 04, 2014	9:30	0:10	40	58	41	33	-32	8.5	319	-9		1.1	3.5
Tuesday, February 04, 2014	9:40	0:10	35	53	37	32	-33	8.5	312	-9		0.9	3.0
Tuesday, February 04, 2014	9:50	0:10	36	49	39	31	-29	8.4	316	-9		0.9	3.0
Tuesday, February 04, 2014	10:00	0:10	35	48	37	31	-18	7.6	316	-9		1.1	2.8
Tuesday, February 04, 2014	10:10	0:10	40	59	39	29	-18	6.1	311	-8		1.1	2.6
Tuesday, February 04, 2014	10:20	0:10	35	54	35	28	-18	6.4	304	-8		0.9	2.6
Tuesday, February 04, 2014	10:30	0:10	33	47	37	28	-18	7.7	302	-8		1.1	2.4
Tuesday, February 04, 2014	10:40	0:10	39	58	41	31	-18	7.8	301	-7		1.3	3.5
Tuesday, February 04, 2014	10:50	0:10	36	47	38	32	-18	8.3	309	-7		1.3	3.0
Tuesday, February 04, 2014	11:00	0:10	39	54	41	34	-18	8.9	311	-7		1.1	3.5
Tuesday, February 04, 2014	11:10	0:10	38	57	39	33	-17	8.0	305	-7		1.3	5.0
Tuesday, February 04, 2014	11:20	0:10	36	58	36	30	-18	7.4	299	-7		1.1	3.3
Tuesday, February 04, 2014	11:30	0:10	32	49	36	26	-17	7.9	300	-7		1.1	2.6
Tuesday, February 04, 2014	11:40	0:10	33	44	36	30	-18	7.9	299	-6		0.9	3.5
Tuesday, February 04, 2014	11:50	0:10	33	49	36	27	-18	7.7	303	-6		1.1	3.3
Tuesday, February 04, 2014	12:00	0:10	32	50	34	29	-18	7.6	299	-6		1.1	3.5
Tuesday, February 04, 2014	12:10	0:10	34	54	35	28	-17	6.6	293	-6		0.9	3.0
Tuesday, February 04, 2014	12:20	0:10	37	56	38	33	-17	7.3	306	-6		1.1	3.3
Tuesday, February 04, 2014	12:30	0:10	40	65	38	30	-18	6.6	302	-5		0.9	3.5
Tuesday, February 04, 2014	12:40	0:10	33	57	35	27	-18	7.3	292	-5		0.7	3.7
Tuesday, February 04, 2014	12:50	0:10	37	58	38	27	-17	6.9					

Table B-6: Location 6 Winter Compliance Evaluation

Date	Time	Duration	Leq	Lmax	L(10)	L(90)	WT W6	WT W6	Onsite Met	Onsite Met	NWS Plymouth	Loc. 6	Loc. 6
	Start Time	(min)	(dBA)	(dBA)	(dBA)	(dBA)	Output (kW)	HH WS (m/s)	WD @ 75m (degrees)	Temp. (°C)	Precip. Obs.	Avg. WS @ 2m (m/s)	Gust WS @ 2m (m/s)
Tuesday, February 04, 2014	13:00	0:10	34	54	35	25	-17	6.8	304	-5		1.3	3.0
Tuesday, February 04, 2014	13:10	0:10	30	50	33	26	-18	6.5	305	-5		0.9	2.4
Tuesday, February 04, 2014	13:20	0:10	33	51	33	27	-17	5.5	301	-4		0.9	2.6
Tuesday, February 04, 2014	13:30	0:10	31	50	31	25	-17	6.0	295	-4		0.7	2.0
Tuesday, February 04, 2014	13:40	0:10	36	59	37	27	-17	5.9	297	-4		0.7	2.4
Tuesday, February 04, 2014	13:50	0:10	58	82	36	28	-17	7.0	309	-4		0.9	3.7
Tuesday, February 04, 2014	14:00	0:10	41	62	38	27	-17	6.6	302	-5		0.6	1.7
Tuesday, February 04, 2014	14:10	0:10	30	43	32	23	-16	6.3	303	-5		0.7	2.0
Tuesday, February 04, 2014	14:20	0:10	29	42	32	27	-16	6.6	306	-5		0.9	2.0
Tuesday, February 04, 2014	14:30	0:10	33	44	36	28	-999	-999.0	306	-5		0.6	1.7
Tuesday, February 04, 2014	14:40	0:10	33	42	36	28	-2	6.5	309	-5		0.9	2.0
Tuesday, February 04, 2014	14:50	0:10	37	59	37	27	-1	6.2	311	-5		0.9	2.2
Tuesday, February 04, 2014	15:00	0:10	30	42	32	28	-1	6.2	307	-5		0.9	2.2
Tuesday, February 04, 2014	15:10	0:10	36	57	31	26	-1	5.7	305	-5		0.7	2.2
Tuesday, February 04, 2014	15:20	0:10	36	54	35	24	-1	5.1	305	-5		0.6	2.2
Tuesday, February 04, 2014	15:30	0:10	27	43	29	21	-1	5.3	306	-5		0.7	2.0
Tuesday, February 04, 2014	15:40	0:10	31	48	30	18	-1	5.2	307	-5		0.7	1.7
Tuesday, February 04, 2014	15:50	0:10	29	41	32	20	-1	5.7	307	-6		0.6	1.7
Tuesday, February 04, 2014	16:00	0:10	29	48	30	26	-1	4.6	304	-6		0.6	1.5
Tuesday, February 04, 2014	16:10	0:10	25	34	27	20	-1	5.6	308	-6		0.6	2.0
Tuesday, February 04, 2014	16:20	0:10	29	40	31	22	-1	6.5	320	-6		0.6	1.9
Tuesday, February 04, 2014	16:30	0:10	35	59	37	20	-1	6.2	309	-7		0.2	1.1
Tuesday, February 04, 2014	16:40	0:10	37	56	37	19	-1	6.5	324	-7		0.4	0.9
Tuesday, February 04, 2014	16:50	0:10	38	59	34	27	-1	7.4	324	-7		0.2	0.9
Tuesday, February 04, 2014	17:00	0:10	39	64	37	28	-1	7.9	323	-7		0.6	1.5
Tuesday, February 04, 2014	17:10	0:10	40	60	42	25	-1	7.6	325	-7		0.4	0.9
Tuesday, February 04, 2014	17:20	0:10	45	63	50	22	-1	7.2	323	-7		0.2	0.9
Tuesday, February 04, 2014	17:30	0:10	48	79	49	29	0	6.6	322	-7		0.2	0.7
Tuesday, February 04, 2014	17:40	0:10	46	65	46	34	-1	6.6	316	-7		0.4	1.7
Tuesday, February 04, 2014	17:50	0:10	41	66	43	29	-1	6.7	311	-7		0.7	1.9
Tuesday, February 04, 2014	18:00	0:10	34	57	36	24	-1	5.7	314	-7		0.9	2.4
Tuesday, February 04, 2014	18:10	0:10	27	42	27	21	-1	5.9	313	-8		0.6	1.5
Tuesday, February 04, 2014	18:20	0:10	46	60	50	21	-1	6.4	308	-8		0.4	1.5
Tuesday, February 04, 2014	18:30	0:10	29	47	32	16	-1	5.3	313	-8		0.2	0.9
Tuesday, February 04, 2014	18:40	0:10	27	49	28	19	-1	5.4	314	-8		0.2	0.7
Tuesday, February 04, 2014	18:50	0:10	29	40	29	26	-1	4.3	313	-8		0.0	0.0
Tuesday, February 04, 2014	19:00	0:10	30	45	31	25	-1	4.1	320	-8		0.0	0.0
Tuesday, February 04, 2014	19:10	0:10	39	57	35	18	-1	5.1	320	-8		0.0	0.0
Tuesday, February 04, 2014	19:20	0:10	40	63	30	16	-1	4.3	319	-8		0.0	0.0
Tuesday, February 04, 2014	19:30	0:10	35	60	27	16	0	3.7	320	-8		0.0	0.4
Tuesday, February 04, 2014	19:40	0:10	22	31	26	15	-1	4.8	319	-8		0.0	0.4
Tuesday, February 04, 2014	19:50	0:10	18	30	19	16	-1	5.6	315	-8		0.0	0.2
Tuesday, February 04, 2014	20:00	0:10	36	57	37	17	-15	5.9	323	-8		0.0	0.6
Tuesday, February 04, 2014	20:10	0:10	37	60	39	17	-17	5.4	316	-8		0.0	0.0
Tuesday, February 04, 2014	20:20	0:10	37	67	29	20	-17	6.5	324	-8		0.6	1.1
Tuesday, February 04, 2014	20:30	0:10	27	46	30	23	-17	6.4	336	-8		0.6	1.5
Tuesday, February 04, 2014	20:40	0:10	29	55	27	25	-16	3.8	335	-7		0.0	0.6
Tuesday, February 04, 2014	20:50	0:10	39	60	43	25	-16	2.9	329	-7		0.0	0.0
Tuesday, February 04, 2014	21:00	0:10	41	60	44	15	-16	3.7	323	-7		0.0	0.0
Tuesday, February 04, 2014	21:10	0:10	36	58	33	26	5	4.5	317	-7		0.0	0.0
Tuesday, February 04, 2014	21:20	0:10	27	31	30	25	-23	5.2	329	-7		0.2	0.7
Tuesday, February 04, 2014	21:30	0:10	37	56	30	25	-22	4.9	335	-7		0.0	0.6
Tuesday, February 04, 2014	21:40	0:10	16	24	16	15	-20	4.6	327	-7		0.0	0.7
Tuesday, February 04, 2014	21:50	0:10	16	24	17	15	-20	4.4	319	-7		0.2	0.9
Tuesday, February 04, 2014	22:00	0:10	28	44	29	14	-21	4.7	320	-7		0.0	0.0
Tuesday, February 04, 2014	22:10	0:10	24	37	28	14	-20	4.2	314	-7		0.0	0.0
Tuesday, February 04, 2014	22:20	0:10	24	42	19	14	-17	4.9	306	-7		0.0	0.0
Tuesday, February 04, 2014	22:30	0:10	25	30	28	14	-17	5.4	317	-7		0.0	0.0
Tuesday, February 04, 2014	22:40	0:10	25	29	28	14	-17	4.6	321	-7		0.2	0.6
Tuesday, February 04, 2014	22:50	0:10	27	31	29	17	-17	4.7	308	-7		0.2	0.6
Tuesday, February 04, 2014	23:00	0:10	29	44	30	25	-16	4.7	317	-7		0.0	0.0
Tuesday, February 04, 2014	23:10	0:10	23	27	26	14	-17	5.0	315	-7		0.0	0.0
Tuesday, February 04, 2014	23:20	0:10	15	28	16	14	-17	4.8	317	-7		0.0	0.0
Tuesday, February 04, 2014	23:30	0:10	24	43	24	14	-17	5.7	315	-7		0.2	0.6
Tuesday, February 04, 2014	23:40	0:10	24	37	27	15	-17	5.5	323	-7		0.0	0.4
Tuesday, February 04, 2014	23:50	0:10	29	31	30	29	-17	5.5	332	-7		0.2	0.6
Wednesday, February 05, 2014	0:00	0:10	27	31	30	25	-17	5.8	341	-7		0.4	0.9
Wednesday, February 05, 2014	0:10	0:10	20	29	27	16	-16	3.2	346	-7		0.4	0.7
Wednesday, February 05, 2014	0:20	0:10	18	21	19	17	-16	2.6	344	-7		0.2	0.7
Wednesday, February 05, 2014	0:30	0:10	25	43	22	15	-16	2.8	352	-7		0.2	1.1
Wednesday, February 05, 2014	0:40	0:10	22	29	26	15	-16	3.4	12	-7		0.4	1.1
Wednesday, February 05, 2014	0:50	0:10	27	31	29	25	-16	3.3	12	-7		0.4	0.9
Wednesday, February 05, 2014	1:00	0:10	29	31	30	25	-16	3.1	30	-7		0.6	1.1
Wednesday, February 05, 2014	1:10	0:10	26	35	28	15	-16	3.7	49	-7		0.2	0.9
Wednesday, February 05, 2014	1:20	0:10	24	41	28	15	-16	4.0	45	-7		0.6	1.1
Wednesday, February 05, 2014	1:30	0:10	16	19	16	15	-2	4.1	41	-8		0.4	1.1
Wednesday, February 05, 2014	1:40	0:10	28	39	30	15	-2	4.5	39	-8		0.6	1.3
Wednesday, February 05, 2014	1:50	0:10	26	41	26	24	-23	2.8	47	-7		0.4	0.9
Wednesday, February 05, 2014	2:00	0:10	28	31	30	25	-21	3.0	48	-7		0.2	0.7
Wednesday, February 05, 2014	2:10	0:10	26	31	28	14	-20	3.1	51	-7		0.0	0.0
Wednesday, February 05, 2014	2:20	0:10	24	31	28	14	-21	4.2	50	-7		0.0	0.0
Wednesday, February 05, 2014	2:30	0:10	21	27	26	14	-21	4.3	55	-7		0.0	0.0
Wednesday, February 05, 2014	2:40	0:10	25	27	26	25	-20	4.3	73	-7		0.0	0.6
Wednesday, February 05, 2014	2:50	0:10	25	28	26	25	-17	4.1	83	-8		0.6	1.3
Wednesday, February 05, 2014	3:00	0:10	22	27	26	15	-6	5.0	104	-8		0.6	1.1
Wednesday, February 05, 2014	3:10	0:10	27	29	28	17	25	5.0	103	-8		0.2	1.1
Wednesday, February 05, 2014	3:20	0:10	25	30	28	16	27	4.8	89	-8		0.0	0.0
Wednesday, February 05, 2014	3:30	0:10	26	31	30	18	114	5.2	86	-8		0.0	0.6
Wednesday, February 05, 2014	3:40	0:10	26	28	26	25	130	6.0	86	-8		0.2	0.6
Wednesday, February 05, 2014	3:50	0:10	23	31	27	18	111	5.5	93	-8		0.6	1.1
Wednesday, February 05, 2014	4:00	0:10	18	25	20	16	104	6.2	105	-8		0.7	1.7
Wednesday, February 05, 2014	4:10	0:10	17	19	17	16	22	4.5	108	-8		0.4	0.9
Wednesday, February 05, 2014	4:20	0:10	27	29	28	19	-37	3.2	104	-8		0.0	0.0
Wednesday, February 05, 2014	4:30	0:10	24	29	28	17	13	5.1	98	-8		0.0	0.6
Wednesday, February 05, 2014	4:40	0:10	28	40	30	26	117	5.4	81	-9		0.0	0.6
Wednesday, February 05, 2014	4:50	0:10	26	27	26	26	151	5.5	72	-9		0.0	0.0
Wednesday, February 05, 2014	5:00	0:10	28	40	30	26	137	5.6	68	-9		0.0	0.0
Wednesday, February 05, 2014	5:10	0:10	27	41	25	22	214	6.5	64	-9	1	0.2	0.7
Wednesday, February 05, 2014	5:20	0:10	24	40	24	22	183	5.9	72	-10	1	0.2	0.9
Wednesday, February 05, 2014	5:30	0:10	29	41	30	24	188	6.1	77	-10	1	0.2	0.7
Wednesday, February 05, 2014	5:40	0:10	30	41	30	28	176	5.8	74	-10	1	0.0	1.1
Wednesday, February 05, 2014	5:50	0:10	41	64	38	25	168	5.7	72	-10	1	0.2	1.1

Table B-6: Location 6 Winter Compliance Evaluation

Date	Time	Duration	Leq	Lmax	L(10)	L(90)	WT W6	WT W6	Onsite Met	Onsite Met	NWS Plymouth	Loc. 6	Loc. 6
	Start Time	(min)	(dBA)	(dBA)	(dBA)	(dBA)	Output (kW)	HH WS (m/s)	WD @ 75m (degrees)	Temp. (°C)	Precip. Obs.	Avg. WS @ 2m (m/s)	Gust WS @ 2m (m/s)
Wednesday, February 05, 2014	6:00	0:10	26	39	25	23	254	6.8	72	-9	1	0.0	0.6
Wednesday, February 05, 2014	6:10	0:10	27	39	30	23	310	7.1	76	-9	1	0.0	0.4
Wednesday, February 05, 2014	6:20	0:10	26	37	27	24	299	6.7	79	-9	1	0.0	0.6
Wednesday, February 05, 2014	6:30	0:10	28	47	29	25	182	5.9	83	-9	1	0.4	1.5
Wednesday, February 05, 2014	6:40	0:10	29	32	30	27	81	5.0	87	-9	1	0.2	0.7
Wednesday, February 05, 2014	6:50	0:10	45	65	41	23	83	5.9	85	-9	1	0.0	0.0
Wednesday, February 05, 2014	7:00	0:10	25	34	27	23	88	5.4	87	-9	1	0.0	0.0
Wednesday, February 05, 2014	7:10	0:10	25	42	27	23	136	5.3	86	-9	1	0.2	0.7
Wednesday, February 05, 2014	7:20	0:10	25	37	26	24	164	6.8	86	-9	1	0.0	0.6
Wednesday, February 05, 2014	7:30	0:10	46	70	41	27	249	7.1	85	-9	1	0.0	0.4
Wednesday, February 05, 2014	7:40	0:10	56	72	61	35	353	7.8	81	-9	1	0.0	1.3
Wednesday, February 05, 2014	7:50	0:10	47	67	49	24	329	7.2	78	-9	1	0.4	1.5
Wednesday, February 05, 2014	8:00	0:10	29	49	28	22	137	5.8	76	-9	1	0.6	1.7
Wednesday, February 05, 2014	8:10	0:10	23	34	25	22	140	5.5	78	-9	1	0.2	0.9
Wednesday, February 05, 2014	8:20	0:10	27	39	29	24	246	6.7	80	-9	1	0.6	1.7
Wednesday, February 05, 2014	8:30	0:10	29	51	29	26	348	7.0	77	-9	1	0.4	1.1
Wednesday, February 05, 2014	8:40	0:10	31	50	30	27	374	7.2	78	-9	1	0.6	1.5
Wednesday, February 05, 2014	8:50	0:10	29	46	28	25	398	7.5	76	-9	1	0.6	1.7
Wednesday, February 05, 2014	9:00	0:10	31	59	30	26	445	7.8	76	-9	1	0.4	1.3
Wednesday, February 05, 2014	9:10	0:10	30	44	30	26	676	8.7	81	-9	1	0.4	1.3
Wednesday, February 05, 2014	9:20	0:10	32	50	32	28	915	10.2	79	-9	1	0.6	2.2
Wednesday, February 05, 2014	9:30	0:10	34	50	36	30	992	9.5	79	-9	1	1.1	2.8
Wednesday, February 05, 2014	9:40	0:10	36	49	39	31	790	8.8	80	-9	1	1.5	3.9
Wednesday, February 05, 2014	9:50	0:10	41	50	43	31	911	10.1	76	-10	1	1.3	3.0
Wednesday, February 05, 2014	10:00	0:10	40	58	42	29	1197	10.1	74	-10	1	1.3	3.2
Wednesday, February 05, 2014	10:10	0:10	35	51	38	31	1305	10.2	79	-10	1	1.1	2.8
Wednesday, February 05, 2014	10:20	0:10	38	54	41	31	1048	10.6	73	-10	1	1.1	2.4
Wednesday, February 05, 2014	10:30	0:10	34	60	34	30	1726	12.4	76	-10	1	1.1	2.2
Wednesday, February 05, 2014	10:40	0:10	34	64	33	29	1730	13.4	77	-10	1	1.3	3.0
Wednesday, February 05, 2014	10:50	0:10	31	50	33	28	1481	12.1	77	-10	1	1.1	2.6
Wednesday, February 05, 2014	11:00	0:10	32	41	34	30	1672	12.2	74	-10	1	1.1	3.3
Wednesday, February 05, 2014	11:10	0:10	34	44	36	32	1640	12.4	75	-10	1	1.3	3.3
Wednesday, February 05, 2014	11:20	0:10	32	42	34	29	1812	12.8	73	-10	1	0.7	2.0
Wednesday, February 05, 2014	11:30	0:10	47	57	52	30	1887	14.2	74	-10	1	1.1	2.8
Wednesday, February 05, 2014	11:40	0:10	46	69	49	33	1791	13.4	77	-10	1	1.9	4.1
Wednesday, February 05, 2014	11:50	0:10	40	56	45	31	1755	12.8	76	-10	1	1.1	3.0
Wednesday, February 05, 2014	12:00	0:10	36	46	40	31	1957	14.2	76	-10	1	1.1	3.3
Wednesday, February 05, 2014	12:10	0:10	37	53	40	31	1944	14.4	80	-10	1	1.3	3.5
Wednesday, February 05, 2014	12:20	0:10	39	53	43	30	1904	13.4	78	-10	1	1.5	3.7
Wednesday, February 05, 2014	12:30	0:10	40	51	43	33	1775	13.0	75	-10	1	1.9	4.6
Wednesday, February 05, 2014	12:40	0:10	36	44	39	31	1867	13.8	74	-10	1	1.3	3.2
Wednesday, February 05, 2014	12:50	0:10	35	47	38	30	1911	13.9	74	-10	1	1.7	4.8
Wednesday, February 05, 2014	13:00	0:10	31	44	32	29	1915	13.9	72	-10	1	0.6	2.0
Wednesday, February 05, 2014	13:10	0:10	34	44	37	30	1928	13.9	71	-10	1	0.9	2.8
Wednesday, February 05, 2014	13:20	0:10	38	59	40	31	1886	14.2	77	-9	1	1.3	3.7
Wednesday, February 05, 2014	13:30	0:10	36	44	38	32	1837	15.3	75	-9	1	1.5	3.2
Wednesday, February 05, 2014	13:40	0:10	35	57	37	31	1783	15.0	74	-9	1	1.1	2.8
Wednesday, February 05, 2014	13:50	0:10	33	46	35	30	1550	13.5	74	-9	1	1.1	3.0
Wednesday, February 05, 2014	14:00	0:10	32	42	34	29	-33	12.0	73	-9	1	1.3	2.8
Wednesday, February 05, 2014	14:10	0:10	33	42	38	26	-26	10.6	73	-9	1	1.1	3.7
Wednesday, February 05, 2014	14:20	0:10	30	42	33	25	-23	10.2	67	-9	1	0.6	1.7
Wednesday, February 05, 2014	14:30	0:10	31	43	34	27	-23	8.0	64	-9	1	0.9	3.5
Wednesday, February 05, 2014	14:40	0:10	38	59	35	27	-23	7.4	65	-9	1	0.6	2.2
Wednesday, February 05, 2014	14:50	0:10	34	50	35	27	-22	8.5	62	-9	1	0.6	1.9
Wednesday, February 05, 2014	15:00	0:10	24	36	27	22	42	5.4	355	-9	1	0.4	1.7
Wednesday, February 05, 2014	15:10	0:10	31	50	34	22	8	4.2	24	-9	1	0.2	0.9
Wednesday, February 05, 2014	15:20	0:10	36	65	34	29	-44	3.2	37	-8	1	0.0	0.2
Wednesday, February 05, 2014	15:30	0:10	28	40	30	25	-23	4.1	31	-8	1	0.2	0.7
Wednesday, February 05, 2014	15:40	0:10	24	32	26	23	-44	3.4	28	-8	1	0.2	0.9
Wednesday, February 05, 2014	15:50	0:10	28	51	30	23	-35	3.2	37	-8	1	0.0	0.6
Wednesday, February 05, 2014	16:00	0:10	28	47	30	26	-3	3.9	38	-8	1	0.0	0.6
Wednesday, February 05, 2014	16:10	0:10	28	44	29	26	-30	3.3	38	-8	1	0.0	0.2
Wednesday, February 05, 2014	16:20	0:10	29	54	28	23	-22	3.8	38	-8	1	0.0	0.0
Wednesday, February 05, 2014	16:30	0:10	25	36	26	24	19	4.3	37	-8	1	0.0	0.0
Wednesday, February 05, 2014	16:40	0:10	31	63	26	21	43	4.8	40	-8	1	0.0	0.0
Wednesday, February 05, 2014	16:50	0:10	32	60	25	21	72	5.5	44	-8	1	0.0	0.7
Wednesday, February 05, 2014	17:00	0:10	29	56	24	22	40	4.9	51	-8	1	0.0	0.6
Wednesday, February 05, 2014	17:10	0:10	25	37	25	21	50	4.7	52	-8	1	0.0	0.0
Wednesday, February 05, 2014	17:20	0:10	49	63	53	26	64	5.8	46	-8	1	0.0	0.0
Wednesday, February 05, 2014	17:30	0:10	39	59	39	23	41	4.6	43	-8	1	0.0	0.6
Wednesday, February 05, 2014	17:40	0:10	39	59	39	27	-2	4.7	43	-8	1	0.2	0.7
Wednesday, February 05, 2014	17:50	0:10	35	55	36	26	-41	3.0	26	-8	1	0.0	0.0
Wednesday, February 05, 2014	18:00	0:10	24	44	25	20	-41	3.3	24	-8	1	0.0	0.6
Wednesday, February 05, 2014	18:10	0:10	21	35	23	20	-42	3.7	13	-8	1	0.0	0.6
Wednesday, February 05, 2014	18:20	0:10	25	40	25	20	-41	4.7	359	-8	1	0.2	0.7
Wednesday, February 05, 2014	18:30	0:10	26	52	26	25	-40	6.1	355	-8	1	0.2	0.9
Wednesday, February 05, 2014	18:40	0:10	29	54	27	25	-40	6.6	349	-9	1	0.2	0.9
Wednesday, February 05, 2014	18:50	0:10	39	60	31	23	-40	6.7	347	-9	1	0.2	0.7
Wednesday, February 05, 2014	19:00	0:10	38	60	29	21	-40	6.7	345	-9	1	0.2	1.1
Wednesday, February 05, 2014	19:10	0:10	28	40	29	25	-37	8.0	339	-9	1	0.4	1.7
Wednesday, February 05, 2014	19:20	0:10	27	35	28	25	-24	8.7	332	-9	1	0.4	1.5
Wednesday, February 05, 2014	19:30	0:10	25	32	27	21	-21	7.3	333	-9	1	0.4	1.1
Wednesday, February 05, 2014	19:40	0:10	35	53	32	20	-20	6.8	340	-9	1	0.7	1.9
Wednesday, February 05, 2014	19:50	0:10	25	38	26	22	-21	8.0	335	-9	1	0.6	1.1
Wednesday, February 05, 2014	20:00	0:10	23	30	25	21	-21	8.1	322	-9	1	0.4	1.1
Wednesday, February 05, 2014	20:10	0:10	31	48	30	22	-21	8.8	318	-9	1	0.2	0.9
Wednesday, February 05, 2014	20:20	0:10	27	36	28	26	-21	9.2	324	-9	1	0.4	0.9
Wednesday, February 05, 2014	20:30	0:10	28	36	29	26	-21	8.7	322	-9	1	0.6	1.1
Wednesday, February 05, 2014	20:40	0:10	33	46	35	27	-21	8.8	322	-9	1	1.1	3.5
Wednesday, February 05, 2014	20:50	0:10	35	47	38	30	-21	8.8	322	-9	1	1.1	2.8
Wednesday, February 05, 2014	21:00	0:10	34	49	35	30	-21	8.7	319	-9	1	0.7	1.7
Wednesday, February 05, 2014	21:10	0:10	34	53	37	30	-21	9.4	317	-10	1	0.9	3.5
Wednesday, February 05, 2014	21:20	0:10	32	45	34	29	-21	10.7	325	-10	1	0.7	2.2
Wednesday, February 05, 2014	21:30	0:10	33	41	36	30	-20	10.5	328	-10	1	0.7	2.6
Wednesday, February 05, 2014	21:40	0:10	37	47	41	29	-20	11.0	329	-10	1	0.7	2.8
Wednesday, February 05, 2014	21:50	0:10	37	53	40	33	-21	11.8	324	-10	1	0.9	3.0
Wednesday, February 05, 2014	22:00	0:10	36	45	38	32	-21	12.8	325	-10	1	0.7	2.4
Wednesday, February 05, 2014	22:10	0:10	36	43	39	33	-20	12.1	329	-10	1	0.7	1.9
Wednesday, February 05, 2014	22:20	0:10	37	54	40	32	-17	11.2	326	-10	1	0.7	2.6
Wednesday, February 05, 2014	22:30	0:10	36	46	39	31	-17	10.5	327	-10			

Table B-6: Location 6 Winter Compliance Evaluation

Date	Time	Duration	Leq	Lmax	L(10)	L(90)	WT W6	WT W6	Onsite Met	Onsite Met	NWS Plymouth	Loc. 6	Loc. 6
	Start Time	(min)	(dBA)	(dBA)	(dBA)	(dBA)	Output (kW)	HH WS (m/s)	WD @ 75m (degrees)	Temp. (°C)	Precip. Obs.	Avg. WS @ 2m (m/s)	Gust WS @ 2m (m/s)
Wednesday, February 05, 2014	23:00	0:10	34	44	37	30	-17	8.3	317	-10		0.7	1.9
Wednesday, February 05, 2014	23:10	0:10	32	43	35	28	-17	8.6	321	-11		0.6	1.9
Wednesday, February 05, 2014	23:20	0:10	32	43	34	30	-17	8.7	321	-11		0.6	2.0
Wednesday, February 05, 2014	23:30	0:10	34	45	37	31	-17	8.5	314	-11		0.9	2.4
Wednesday, February 05, 2014	23:40	0:10	31	40	33	28	-16	7.6	315	-11		0.7	1.7
Wednesday, February 05, 2014	23:50	0:10	33	50	36	27	-17	6.1	317	-11		0.6	1.9
Thursday, February 06, 2014	0:00	0:10	32	38	35	28	-17	7.6	320	-11		0.4	1.1
Thursday, February 06, 2014	0:10	0:10	34	44	37	30	-16	9.3	325	-12		0.7	2.0
Thursday, February 06, 2014	0:20	0:10	40	48	43	35	-16	10.7	334	-12		0.9	3.5
Thursday, February 06, 2014	0:30	0:10	38	44	41	34	-16	11.1	334	-12		0.7	2.4
Thursday, February 06, 2014	0:40	0:10	38	50	41	33	-16	11.1	329	-12		0.9	3.0
Thursday, February 06, 2014	0:50	0:10	41	49	43	36	-17	11.7	322	-12		1.3	4.4
Thursday, February 06, 2014	1:00	0:10	42	50	44	38	-17	11.0	326	-13		1.3	4.1
Thursday, February 06, 2014	1:10	0:10	40	47	43	36	-17	11.8	328	-13	1	1.1	3.2
Thursday, February 06, 2014	1:20	0:10	38	48	41	33	-16	13.0	323	-13	1	0.9	3.7
Thursday, February 06, 2014	1:30	0:10	37	50	40	32	-17	12.7	325	-13		0.7	2.8
Thursday, February 06, 2014	1:40	0:10	38	47	40	33	-17	13.7	327	-13		0.9	4.3
Thursday, February 06, 2014	1:50	0:10	37	47	40	32	-17	14.1	328	-13		0.9	2.8
Thursday, February 06, 2014	2:00	0:10	36	51	39	30	-16	14.6	324	-14		0.7	2.4
Thursday, February 06, 2014	2:10	0:10	36	43	39	30	-16	13.9	325	-14	1	0.6	2.2
Thursday, February 06, 2014	2:20	0:10	37	43	40	34	-16	12.1	330	-14	1	0.6	3.7
Thursday, February 06, 2014	2:30	0:10	40	50	44	36	-16	11.6	335	-14		1.3	3.5
Thursday, February 06, 2014	2:40	0:10	40	47	43	36	-16	12.0	323	-15		1.3	3.7
Thursday, February 06, 2014	2:50	0:10	37	50	40	33	-16	13.0	325	-15		0.7	2.0
Thursday, February 06, 2014	3:00	0:10	36	47	38	32	-16	11.6	325	-15		0.9	2.4
Thursday, February 06, 2014	3:10	0:10	32	40	35	28	-16	11.4	331	-15		0.9	2.8
Thursday, February 06, 2014	3:20	0:10	31	39	33	29	-16	10.3	338	-15		0.6	1.5
Thursday, February 06, 2014	3:30	0:10	30	38	32	29	-16	10.2	332	-15		0.7	1.9
Thursday, February 06, 2014	3:40	0:10	34	44	36	29	-16	10.8	337	-15		0.9	2.8
Thursday, February 06, 2014	3:50	0:10	39	55	43	34	-16	11.0	339	-15		1.3	3.0
Thursday, February 06, 2014	4:00	0:10	38	45	40	36	-16	10.5	332	-15		1.3	2.4
Thursday, February 06, 2014	4:10	0:10	44	58	46	41	-16	10.1	331	-15		2.2	5.0
Thursday, February 06, 2014	4:20	0:10	45	56	47	42	-16	9.6	332	-15		2.2	4.4
Thursday, February 06, 2014	4:30	0:10	45	58	47	41	-16	9.7	334	-16		2.2	4.6
Thursday, February 06, 2014	4:40	0:10	42	59	44	36	-17	7.2	337	-16		1.9	4.6
Thursday, February 06, 2014	4:50	0:10	39	46	42	34	-17	6.7	332	-16		1.3	4.1
Thursday, February 06, 2014	5:00	0:10	43	59	45	38	-17	7.2	333	-16		1.5	6.1
Thursday, February 06, 2014	5:10	0:10	42	53	44	39	-17	8.1	326	-16		1.5	4.1
Thursday, February 06, 2014	5:20	0:10	42	52	44	38	-17	7.1	332	-16		1.5	3.3
Thursday, February 06, 2014	5:30	0:10	40	55	42	36	-17	8.4	334	-17		1.5	3.3
Thursday, February 06, 2014	5:40	0:10	38	45	40	35	-17	7.8	331	-17		1.1	3.0
Thursday, February 06, 2014	5:50	0:10	40	56	44	35	-18	8.3	325	-17		1.3	4.4
Thursday, February 06, 2014	6:00	0:10	44	52	48	38	-18	9.9	320	-17		1.5	3.5
Thursday, February 06, 2014	6:10	0:10	44	52	47	38	-17	9.1	321	-18		0.9	3.9
Thursday, February 06, 2014	6:20	0:10	45	55	49	38	-18	9.8	322	-18		1.3	3.2
Thursday, February 06, 2014	6:30	0:10	43	53	46	39	-17	9.8	322	-18		1.1	4.3
Thursday, February 06, 2014	6:40	0:10	41	54	44	34	-17	10.7	323	-18		1.1	2.4
Thursday, February 06, 2014	6:50	0:10	38	47	41	35	-17	10.9	323	-18		0.9	2.6
Thursday, February 06, 2014	7:00	0:10	40	50	43	36	-20	11.0	322	-18		0.7	3.2
Thursday, February 06, 2014	7:10	0:10	40	49	42	37	-32	10.9	320	-18		0.9	2.4
Thursday, February 06, 2014	7:20	0:10	39	48	41	36	-32	11.2	315	-18		1.1	2.6
Thursday, February 06, 2014	7:30	0:10	40	49	41	36	-32	12.0	313	-18		1.1	2.2
Thursday, February 06, 2014	7:40	0:10	40	50	42	37	-33	12.6	313	-18		1.1	3.0
Thursday, February 06, 2014	7:50	0:10	39	45	41	37	-32	12.3	310	-18		0.9	2.2
Thursday, February 06, 2014	8:00	0:10	40	48	43	36	-33	10.8	306	-18		1.3	3.0
Thursday, February 06, 2014	8:10	0:10	36	50	38	31	-32	10.4	311	-18		1.1	3.2
Thursday, February 06, 2014	8:20	0:10	34	52	37	29	-33	9.6	311	-18		1.1	3.0
Thursday, February 06, 2014	8:30	0:10	33	39	35	31	-33	10.3	307	-17		0.9	2.0
Thursday, February 06, 2014	8:40	0:10	34	44	36	31	-33	10.2	303	-17		0.7	2.0
Thursday, February 06, 2014	8:50	0:10	48	64	52	38	-32	11.8	305	-17		0.9	3.3
Thursday, February 06, 2014	9:00	0:10	53	72	56	44	-33	12.1	305	-17		1.1	3.7
Thursday, February 06, 2014	9:10	0:10	47	70	50	42	-33	11.7	309	-17		1.1	2.6
Thursday, February 06, 2014	9:20	0:10	48	68	51	37	-33	10.7	308	-17		1.1	2.6
Thursday, February 06, 2014	9:30	0:10	46	58	47	44	-32	10.7	307	-16		1.3	3.3
Thursday, February 06, 2014	9:40	0:10	38	55	38	32	-32	10.3	306	-16		1.1	3.0
Thursday, February 06, 2014	9:50	0:10	35	53	37	29	-33	9.9	303	-16		1.1	3.9
Thursday, February 06, 2014	10:00	0:10	49	73	38	29	-18	9.1	302	-15		0.9	2.6
Thursday, February 06, 2014	10:10	0:10	34	51	36	30	77	8.1	307	-15		0.9	3.2
Thursday, February 06, 2014	10:20	0:10	40	61	42	29	-21	7.4	314	-15		0.7	3.0
Thursday, February 06, 2014	10:30	0:10	40	61	38	30	-39	8.5	317	-15		0.6	1.5
Thursday, February 06, 2014	10:40	0:10	37	55	37	32	-36	9.5	319	-14		0.7	1.7
Thursday, February 06, 2014	10:50	0:10	34	42	37	30	-35	9.8	320	-14		0.6	1.9
Thursday, February 06, 2014	11:00	0:10	37	56	37	33	-35	9.6	320	-14		0.9	2.0
Thursday, February 06, 2014	11:10	0:10	37	56	39	33	-34	8.4	320	-14		0.7	2.4
Thursday, February 06, 2014	11:20	0:10	37	53	38	29	-33	8.2	322	-14		0.6	2.0
Thursday, February 06, 2014	11:30	0:10	34	53	37	28	-31	8.2	312	-14		0.9	2.6
Thursday, February 06, 2014	11:40	0:10	32	48	34	28	-30	8.1	309	-14		0.9	2.8
Thursday, February 06, 2014	11:50	0:10	31	44	34	27	-30	7.9	309	-13		1.1	3.0
Thursday, February 06, 2014	12:00	0:10	35	55	35	26	-30	7.7	307	-13		0.7	2.4
Thursday, February 06, 2014	12:10	0:10	37	64	31	26	-30	7.3	304	-12		0.6	2.0
Thursday, February 06, 2014	12:20	0:10	26	32	28	23	-19	6.6	311	-12		0.7	2.6
Thursday, February 06, 2014	12:30	0:10	29	42	32	22	-16	6.2	309	-12		0.9	2.8
Thursday, February 06, 2014	12:40	0:10	35	58	36	25	-16	5.5	303	-11		0.9	3.2
Thursday, February 06, 2014	12:50	0:10	51	78	46	32	-16	6.7	316	-11		1.3	3.0
Thursday, February 06, 2014	13:00	0:10	47	81	40	27	-15	7.5	318	-11		0.9	3.0
Thursday, February 06, 2014	13:10	0:10	34	56	33	27	-15	8.2	317	-11		0.6	1.7
Thursday, February 06, 2014	13:20	0:10	37	52	39	28	-16	7.9	320	-11		1.1	3.0
Thursday, February 06, 2014	13:30	0:10	40	55	42	35	-16	8.6	306	-11		2.0	4.3
Thursday, February 06, 2014	13:40	0:10	33	46	36	27	-15	9.6	304	-11		0.9	2.8
Thursday, February 06, 2014	13:50	0:10	43	61	38	28	-16	8.9	299	-10		0.9	2.2
Thursday, February 06, 2014	14:00	0:10	36	52	39	28	-19	7.9	305	-10		1.1	3.2
Thursday, February 06, 2014	14:10	0:10	29	43	31	26	-38	7.4	306	-10		0.9	2.4
Thursday, February 06, 2014	14:20	0:10	27	41	29	21	-36	6.9	306	-10		0.7	2.4
Thursday, February 06, 2014	14:30	0:10	28	46	30	24	-36	7.8	306	-10		0.9	2.6
Thursday, February 06, 2014	14:40	0:10	29	51	31	21	-36	7.7	305	-10		0.9	2.4
Thursday, February 06, 2014	14:50	0:10	31	47	30	20	-35	7.1	307	-10		0.9	2.4
Thursday, February 06, 2014	15:00	0:10	22	35	25	18	-34	6.4	303	-10		0.4	1.5
Thursday, February 06, 2014	15:10	0:10	31	47	35	18	-31	5.0	298	-10		0.4	1.5
Thursday, February 06, 2014	15:20	0:10	31	45	36	18	-32	5.4	301	-10		0.6	1.7
Thursday, February 06, 2014	15:30	0:10	30	50	31	24	-31	5.6	299	-10		0.9	2.2
Thursday, February 06, 2014	15:40	0:10	34	49	38	25	-26	5.0	301	-10		1.1	2.0
Thursday, February 06, 201													

Table B-6: Location 6 Winter Compliance Evaluation

Date	Time	Duration	Leq	Lmax	L(10)	L(90)	WT W6	WT W6	Onsite Met	Onsite Met	NWS Plymouth	Loc. 6	Loc. 6
	Start Time	(min)	(dBA)	(dBA)	(dBA)	(dBA)	Output (kW)	HH WS (m/s)	WD @ 75m (degrees)	Temp. (°C)	Precip. Obs.	Avg. WS @ 2m (m/s)	Gust WS @ 2m (m/s)
Thursday, February 06, 2014	16:00	0:10	34	53	34	24	-17	4.4	284	-11		0.9	2.6
Thursday, February 06, 2014	16:10	0:10	27	46	27	17	-16	4.2	284	-11		0.6	1.5
Thursday, February 06, 2014	16:20	0:10	25	39	28	17	-16	4.6	283	-11		0.4	1.1
Thursday, February 06, 2014	16:30	0:10	32	50	36	19	-16	4.9	283	-12		0.6	1.5
Thursday, February 06, 2014	16:40	0:10	32	55	34	15	-17	4.2	277	-12		0.2	0.7
Thursday, February 06, 2014	16:50	0:10	24	45	27	16	-16	4.3	279	-12		0.0	0.0
Thursday, February 06, 2014	17:00	0:10	28	42	29	24	-17	4.7	282	-13		0.0	0.0
Thursday, February 06, 2014	17:10	0:10	46	67	46	23	-17	4.4	275	-13		0.0	0.0
Thursday, February 06, 2014	17:20	0:10	39	62	37	16	-17	4.6	277	-13		0.0	0.6
Thursday, February 06, 2014	17:30	0:10	26	42	30	20	-16	4.0	278	-14		0.0	0.0
Thursday, February 06, 2014	17:40	0:10	27	48	27	14	-17	4.2	277	-14		0.0	0.0
Thursday, February 06, 2014	17:50	0:10	34	60	28	15	-17	4.4	281	-14		0.0	0.0
Thursday, February 06, 2014	18:00	0:10	36	60	34	25	-17	4.5	279	-14		0.0	0.0
Thursday, February 06, 2014	18:10	0:10	34	59	34	24	-16	4.0	274	-14		0.0	0.0
Thursday, February 06, 2014	18:20	0:10	28	47	28	16	-16	4.0	270	-14		0.0	0.0
Thursday, February 06, 2014	18:30	0:10	32	59	24	14	-16	4.3	266	-14		0.0	0.0
Thursday, February 06, 2014	18:40	0:10	43	62	44	14	-16	4.7	268	-14		0.0	0.0
Thursday, February 06, 2014	18:50	0:10	37	61	32	14	-16	4.1	267	-13		0.0	0.0
Thursday, February 06, 2014	19:00	0:10	24	36	25	24	-17	4.7	264	-13		0.0	0.0
Thursday, February 06, 2014	19:10	0:10	40	62	30	24	-16	4.9	263	-13		0.0	0.0
Thursday, February 06, 2014	19:20	0:10	38	62	27	14	-17	4.9	258	-13		0.0	0.0
Thursday, February 06, 2014	19:30	0:10	39	61	26	14	-16	5.0	251	-12		0.0	0.6
Thursday, February 06, 2014	19:40	0:10	24	31	26	22	-17	5.4	253	-12		0.0	0.0
Thursday, February 06, 2014	19:50	0:10	25	42	25	24	-17	5.0	257	-12		0.0	0.0
Thursday, February 06, 2014	20:00	0:10	25	37	25	24	-17	5.2	260	-12		0.0	0.0
Thursday, February 06, 2014	20:10	0:10	25	43	25	14	-16	5.5	268	-13		0.0	0.6
Thursday, February 06, 2014	20:20	0:10	37	60	40	15	-16	5.7	275	-13		0.2	0.7
Thursday, February 06, 2014	20:30	0:10	34	50	35	24	-16	6.4	271	-13		0.0	0.0
Thursday, February 06, 2014	20:40	0:10	27	42	28	23	-16	6.4	267	-13		0.2	0.9
Thursday, February 06, 2014	20:50	0:10	21	31	25	14	-16	6.7	260	-12		0.2	0.9
Thursday, February 06, 2014	21:00	0:10	20	38	24	14	-16	6.6	255	-12		0.0	0.4
Thursday, February 06, 2014	21:10	0:10	15	36	15	14	-16	6.3	255	-12		0.0	0.0
Thursday, February 06, 2014	21:20	0:10	25	44	25	14	-16	6.8	256	-12		0.0	0.0
Thursday, February 06, 2014	21:30	0:10	28	46	27	23	-16	7.2	256	-12		0.2	0.6
Thursday, February 06, 2014	21:40	0:10	26	28	27	24	-16	6.7	255	-12		0.4	0.7
Thursday, February 06, 2014	21:50	0:10	25	29	27	24	-16	7.2	256	-12		0.4	1.3
Thursday, February 06, 2014	22:00	0:10	20	26	25	14	-15	7.2	258	-12		0.0	0.0
Thursday, February 06, 2014	22:10	0:10	14	23	15	14	-16	7.5	259	-12		0.2	0.9
Thursday, February 06, 2014	22:20	0:10	23	41	23	14	-16	6.8	258	-12		0.2	1.5
Thursday, February 06, 2014	22:30	0:10	26	28	27	23	-16	6.6	257	-13		0.4	1.1
Thursday, February 06, 2014	22:40	0:10	25	27	26	23	-17	5.9	257	-13		0.2	0.7
Thursday, February 06, 2014	22:50	0:10	25	28	26	24	-16	7.4	259	-13		0.2	0.9
Thursday, February 06, 2014	23:00	0:10	23	32	25	17	-16	6.5	264	-13		0.2	1.5
Thursday, February 06, 2014	23:10	0:10	24	43	26	14	-16	6.6	267	-14		0.2	0.7
Thursday, February 06, 2014	23:20	0:10	28	45	31	14	-16	6.9	264	-14		0.4	1.1
Thursday, February 06, 2014	23:30	0:10	28	45	27	24	-16	6.2	266	-14		0.4	1.1
Thursday, February 06, 2014	23:40	0:10	26	28	27	23	-16	6.0	268	-14		0.0	0.6
Thursday, February 06, 2014	23:50	0:10	25	28	27	23	-16	6.4	270	-14		0.2	0.7
Friday, February 07, 2014	0:00	0:10	20	29	23	15	-16	7.3	270	-14		0.0	0.0
Friday, February 07, 2014	0:10	0:10	15	33	16	14	-16	6.9	275	-14		0.0	0.7
Friday, February 07, 2014	0:20	0:10	14	21	14	13	-16	6.5	272	-14		0.0	0.9
Friday, February 07, 2014	0:30	0:10	14	21	15	14	-16	6.3	273	-14		0.0	0.4
Friday, February 07, 2014	0:40	0:10	25	32	27	14	-16	6.0	270	-14		0.2	1.3
Friday, February 07, 2014	0:50	0:10	25	39	27	24	-17	6.8	268	-14		0.2	1.1
Friday, February 07, 2014	1:00	0:10	27	46	29	25	-17	7.1	268	-14		0.4	2.4
Friday, February 07, 2014	1:10	0:10	27	48	30	21	-16	7.3	273	-14		0.6	2.2
Friday, February 07, 2014	1:20	0:10	25	39	28	16	-16	7.2	274	-14		0.6	2.0
Friday, February 07, 2014	1:30	0:10	31	49	28	15	-16	6.4	280	-14		0.4	1.5
Friday, February 07, 2014	1:40	0:10	25	35	26	24	-16	6.2	288	-14		0.0	0.7
Friday, February 07, 2014	1:50	0:10	25	36	26	24	-16	5.6	284	-14		0.2	1.5
Friday, February 07, 2014	2:00	0:10	24	42	26	19	-17	5.7	280	-14		0.2	0.9
Friday, February 07, 2014	2:10	0:10	28	42	31	21	-17	6.9	281	-14		0.6	2.0
Friday, February 07, 2014	2:20	0:10	26	40	28	20	-17	7.1	293	-14		0.4	1.5
Friday, February 07, 2014	2:30	0:10	27	36	30	21	-17	8.1	285	-14		0.2	1.3
Friday, February 07, 2014	2:40	0:10	32	52	34	27	-16	9.4	280	-14		0.9	2.8
Friday, February 07, 2014	2:50	0:10	33	42	35	30	-20	10.3	276	-14		0.9	2.4
Friday, February 07, 2014	3:00	0:10	38	54	40	32	986	10.5	276	-14		1.3	3.3
Friday, February 07, 2014	3:10	0:10	35	48	37	30	1502	11.2	273	-14		1.5	3.2
Friday, February 07, 2014	3:20	0:10	30	39	33	26	1495	11.1	276	-14		1.1	2.6
Friday, February 07, 2014	3:30	0:10	28	36	30	25	1352	10.5	278	-14		0.7	2.0
Friday, February 07, 2014	3:40	0:10	28	37	31	26	1195	10.0	279	-14		0.6	2.2
Friday, February 07, 2014	3:50	0:10	27	46	28	25	1048	9.3	277	-14		0.7	2.4
Friday, February 07, 2014	4:00	0:10	38	59	39	27	760	8.5	277	-14		1.3	4.4
Friday, February 07, 2014	4:10	0:10	31	38	33	28	697	8.5	274	-14		0.7	2.0
Friday, February 07, 2014	4:20	0:10	33	49	36	27	1102	9.4	280	-14		0.7	2.6
Friday, February 07, 2014	4:30	0:10	36	54	38	31	713	8.3	276	-14		1.5	3.0
Friday, February 07, 2014	4:40	0:10	36	50	38	32	810	8.8	276	-14		1.5	3.7
Friday, February 07, 2014	4:50	0:10	38	54	40	34	559	7.9	272	-14		1.9	3.9
Friday, February 07, 2014	5:00	0:10	39	59	40	33	584	7.9	272	-14		1.5	3.5
Friday, February 07, 2014	5:10	0:10	38	51	40	33	884	8.8	274	-14		1.5	3.3
Friday, February 07, 2014	5:20	0:10	41	59	44	33	663	8.1	272	-14		1.5	4.6
Friday, February 07, 2014	5:30	0:10	39	56	41	34	687	8.4	274	-14		1.5	2.8
Friday, February 07, 2014	5:40	0:10	38	54	41	34	873	9.0	273	-14		1.7	3.7
Friday, February 07, 2014	5:50	0:10	34	45	36	31	866	9.0	274	-14		1.3	2.8
Friday, February 07, 2014	6:00	0:10	43	61	44	30	484	8.1	273	-14		1.5	3.9
Friday, February 07, 2014	6:10	0:10	30	41	33	25	525	8.2	273	-14		0.7	2.8
Friday, February 07, 2014	6:20	0:10	28	43	31	23	470	7.3	274	-14		0.6	1.5
Friday, February 07, 2014	6:30	0:10	30	43	33	24	281	7.0	271	-14		0.4	1.9
Friday, February 07, 2014	6:40	0:10	30	44	32	23	243	6.5	271	-14		0.2	1.3
Friday, February 07, 2014	6:50	0:10	34	54	36	27	567	8.5	268	-14		0.4	1.7
Friday, February 07, 2014	7:00	0:10	34	47	37	29	843	8.6	268	-14		0.6	2.2
Friday, February 07, 2014	7:10	0:10	34	53	36	30	698	8.9	267	-14		1.1	3.2
Friday, February 07, 2014	7:20	0:10	34	48	36	29	672	8.5	268	-14		1.3	3.2
Friday, February 07, 2014	7:30	0:10	38	50	41	31	769	8.8	268	-14		0.9	3.0
Friday, February 07, 2014	7:40	0:10	41	58	43	30	995	9.7	268	-14		0.9	2.2
Friday, February 07, 2014	7:50	0:10	34	47	36	31	892	9.8	269	-14		1.1	3.2
Friday, February 07, 2014	8:00	0:10	39	60	37	30	669	9.1	269	-14		0.9	3.0
Friday, February 07, 2014	8:10	0:10	34	54	36	29	576	8.5	274	-13		1.3	3.2
Friday, February 07, 2014	8:20	0:10	36	58	37	28	462	7.6	273	-13		1.1	3.5
Friday, February 07, 2014	8:30	0:10	37	59	40	30	182	5.9	276	-13		1.7	4.1
Friday, February 07, 2014	8:40	0:10	37	51	40	31	271	7.0	270	-13		1.5	3.5

Table B-6: Location 6 Winter Compliance Evaluation

Date	Time	Duration	Leq	Lmax	L(10)	L(90)	WT W6	WT W6	Onsite Met	Onsite Met	NWS Plymouth	Loc. 6	Loc. 6
	Start Time	(min)	(dBA)	(dBA)	(dBA)	(dBA)	Output (kW)	HH WS (m/s)	WD @ 75m (degrees)	Temp. (°C)	Precip. Obs.	Avg. WS @ 2m (m/s)	Gust WS @ 2m (m/s)
Friday, February 07, 2014	9:00	0:10	37	57	37	31	322	7.2	268	-12		1.3	3.3
Friday, February 07, 2014	9:10	0:10	43	60	47	33	520	8.7	268	-12		1.7	4.1
Friday, February 07, 2014	9:20	0:10	40	59	42	30	1033	10.4	272	-12		1.5	3.5
Friday, February 07, 2014	9:30	0:10	37	58	41	29	1281	11.2	273	-12		1.3	3.9
Friday, February 07, 2014	9:40	0:10	44	58	47	32	965	10.0	273	-11		1.7	4.8
Friday, February 07, 2014	9:50	0:10	43	56	45	37	390	9.5	269	-11		1.7	3.9
Friday, February 07, 2014	10:00	0:10	42	57	46	34	806	9.8	283	-11		1.7	4.6
Friday, February 07, 2014	10:10	0:10	43	58	46	33	-42	9.4	281	-11		1.9	5.6
Friday, February 07, 2014	10:20	0:10	45	65	46	35	805	9.9	275	-10		1.9	3.7
Friday, February 07, 2014	10:30	0:10	42	63	43	32	1232	10.9	274	-10		2.0	4.4
Friday, February 07, 2014	10:40	0:10	42	61	45	35	755	10.6	263	-10		1.9	5.0
Friday, February 07, 2014	10:50	0:10	35	57	38	27	1036	10.2	276	-10		1.3	5.2
Friday, February 07, 2014	11:00	0:10	34	50	37	28	1062	10.8	290	-9		1.3	3.5
Friday, February 07, 2014	11:10	0:10	36	53	39	30	1102	11.0	289	-10		1.1	3.5
Friday, February 07, 2014	11:20	0:10	35	54	38	29	1184	11.3	290	-9		1.5	4.1
Friday, February 07, 2014	11:30	0:10	37	56	40	30	1189	11.1	290	-9		1.5	3.7
Friday, February 07, 2014	11:40	0:10	35	52	37	29	1333	11.7	285	-9		1.5	4.8
Friday, February 07, 2014	11:50	0:10	33	57	36	28	1213	11.2	280	-9		1.1	2.8
Friday, February 07, 2014	12:00	0:10	39	54	42	30	638	8.7	279	-8		1.7	3.5
Friday, February 07, 2014	12:10	0:10	39	55	41	29	320	8.7	282	-9		1.7	3.9
Friday, February 07, 2014	12:20	0:10	40	58	43	32	899	10.3	279	-9		1.7	4.8
Friday, February 07, 2014	12:30	0:10	42	60	42	30	735	9.7	279	-10		1.5	3.9
Friday, February 07, 2014	12:40	0:10	33	54	35	26	297	9.2	275	-9		1.1	3.2
Friday, February 07, 2014	12:50	0:10	38	56	42	28	309	8.3	282	-8		1.9	3.9
Friday, February 07, 2014	13:00	0:10	44	57	46	38	-42	8.1	292	-7		2.2	5.7
Friday, February 07, 2014	13:10	0:10	39	55	41	24	231	8.5	267	-8		1.7	3.9
Friday, February 07, 2014	13:20	0:10	38	55	41	24	513	9.1	290	-7		1.3	3.5
Friday, February 07, 2014	13:30	0:10	39	52	43	28	1072	10.4	290	-7		1.7	5.2
Friday, February 07, 2014	13:40	0:10	37	56	40	29	660	8.9	292	-7		1.7	3.9
Friday, February 07, 2014	13:50	0:10	38	54	41	28	677	9.5	274	-7		1.7	5.4
Friday, February 07, 2014	14:00	0:10	32	46	35	26	-41	8.2	275	-8		1.1	2.8
Friday, February 07, 2014	14:10	0:10	41	60	43	32	-40	7.3	286	-7		1.9	4.6
Friday, February 07, 2014	14:20	0:10	39	58	42	30	-33	8.8	287	-7		1.9	3.9
Friday, February 07, 2014	14:30	0:10	35	50	39	27	-25	7.8	272	-7		1.5	3.0
Friday, February 07, 2014	14:40	0:10	37	54	40	27	-25	7.9	266	-8		1.9	5.0
Friday, February 07, 2014	14:50	0:10	35	53	38	29	-24	7.1	258	-8		1.5	3.7
Friday, February 07, 2014	15:00	0:10	32	45	34	27	102	7.5	272	-8		0.9	3.5
Friday, February 07, 2014	15:10	0:10	33	51	36	26	224	6.6	279	-7		1.1	4.1
Friday, February 07, 2014	15:20	0:10	36	52	38	29	290	7.0	274	-8		1.3	4.8
Friday, February 07, 2014	15:30	0:10	48	71	41	27	298	6.6	279	-8		1.3	3.7
Friday, February 07, 2014	15:40	0:10	36	54	39	28	298	7.7	279	-8		1.3	3.3
Friday, February 07, 2014	15:50	0:10	32	48	34	25	414	7.4	275	-8		1.3	2.8
Friday, February 07, 2014	16:00	0:10	37	56	39	25	402	7.5	283	-8		1.3	3.5
Friday, February 07, 2014	16:10	0:10	28	44	29	24	344	7.6	267	-9		0.7	1.5
Friday, February 07, 2014	16:20	0:10	28	47	32	20	305	6.7	250	-9		0.7	3.0
Friday, February 07, 2014	16:30	0:10	26	48	27	21	161	5.9	264	-9		0.7	1.9
Friday, February 07, 2014	16:40	0:10	28	42	28	24	217	6.6	257	-9		0.7	2.2
Friday, February 07, 2014	16:50	0:10	32	54	32	23	278	6.7	249	-10		0.6	1.9
Friday, February 07, 2014	17:00	0:10	29	47	30	19	129	6.6	253	-10		0.7	2.8
Friday, February 07, 2014	17:10	0:10	32	57	31	20	155	5.5	251	-10		0.6	2.0
Friday, February 07, 2014	17:20	0:10	28	43	32	20	422	8.0	244	-10		0.7	1.9
Friday, February 07, 2014	17:30	0:10	31	53	35	23	443	8.3	245	-10		0.4	1.5
Friday, February 07, 2014	17:40	0:10	28	46	30	24	303	7.1	244	-10		0.2	0.7
Friday, February 07, 2014	17:50	0:10	31	50	33	19	276	6.9	247	-10		0.4	3.5
Friday, February 07, 2014	18:00	0:10	26	43	29	18	726	10.2	251	-10		0.9	2.2
Friday, February 07, 2014	18:10	0:10	31	55	33	22	693	8.8	253	-10		1.3	3.0
Friday, February 07, 2014	18:20	0:10	36	57	37	25	1027	9.9	254	-10		1.5	3.5
Friday, February 07, 2014	18:30	0:10	29	40	33	23	700	9.0	254	-10		1.1	2.4
Friday, February 07, 2014	18:40	0:10	40	60	40	31	556	8.9	260	-10		1.5	3.5
Friday, February 07, 2014	18:50	0:10	37	55	39	30	573	8.0	254	-10		1.5	4.4
Friday, February 07, 2014	19:00	0:10	37	55	41	28	823	9.1	256	-10		1.5	4.4
Friday, February 07, 2014	19:10	0:10	43	61	44	33	1070	10.1	248	-10		2.0	4.3
Friday, February 07, 2014	19:20	0:10	40	54	43	34	1080	10.7	256	-10		1.9	4.1
Friday, February 07, 2014	19:30	0:10	42	59	44	33	919	10.1	259	-10		1.9	4.6
Friday, February 07, 2014	19:40	0:10	39	59	41	29	939	10.4	262	-10		1.3	4.6
Friday, February 07, 2014	19:50	0:10	36	48	39	30	726	9.5	267	-11		1.5	3.5
Friday, February 07, 2014	20:00	0:10	39	61	39	33	995	10.2	272	-11		1.5	3.3
Friday, February 07, 2014	20:10	0:10	40	56	43	34	1130	10.8	270	-11		1.7	4.1
Friday, February 07, 2014	20:20	0:10	41	58	43	35	1192	11.0	274	-11		1.7	4.6
Friday, February 07, 2014	20:30	0:10	40	53	43	36	1446	11.1	269	-11		1.9	3.9
Friday, February 07, 2014	20:40	0:10	39	54	41	35	1656	12.4	267	-11		2.0	3.9
Friday, February 07, 2014	20:50	0:10	40	52	43	36	1785	13.1	270	-11		1.9	3.9
Friday, February 07, 2014	21:00	0:10	43	59	44	36	1996	15.8	271	-11		1.7	4.3
Friday, February 07, 2014	21:10	0:10	44	59	49	37	1996	17.1	265	-11		2.0	5.7
Friday, February 07, 2014	21:20	0:10	44	58	48	34	1995	17.0	263	-11		2.0	5.0
Friday, February 07, 2014	21:30	0:10	42	60	46	35	1992	16.2	266	-11		2.0	5.0
Friday, February 07, 2014	21:40	0:10	49	62	51	41	1803	13.4	270	-11		2.6	6.7
Friday, February 07, 2014	21:50	0:10	48	62	52	40	1861	13.9	277	-12		2.4	6.1
Friday, February 07, 2014	22:00	0:10	49	65	52	43	1826	13.4	282	-12		2.8	5.2
Friday, February 07, 2014	22:10	0:10	47	61	50	42	1750	13.4	278	-12		2.4	5.0
Friday, February 07, 2014	22:20	0:10	45	59	48	36	972	10.9	287	-12		2.0	6.3
Friday, February 07, 2014	22:30	0:10	47	64	49	36	669	10.4	280	-12		2.2	6.3
Friday, February 07, 2014	22:40	0:10	46	61	50	39	421	8.8	278	-12		2.2	4.8
Friday, February 07, 2014	22:50	0:10	46	62	48	39	-28	7.8	285	-12		2.2	4.6
Friday, February 07, 2014	23:00	0:10	43	61	46	32	324	8.7	278	-12		1.9	4.8
Friday, February 07, 2014	23:10	0:10	43	57	47	33	108	7.3	286	-12		1.9	4.3
Friday, February 07, 2014	23:20	0:10	40	59	41	33	189	7.6	280	-12		1.5	3.3
Friday, February 07, 2014	23:30	0:10	35	54	38	31	257	7.1	274	-12		1.5	3.7
Friday, February 07, 2014	23:40	0:10	35	54	38	29	-44	5.3	280	-12		1.5	3.3
Friday, February 07, 2014	23:50	0:10	37	59	39	28	-41	5.6	270	-12		1.5	3.9
Saturday, February 08, 2014	0:00	0:10	31	39	35	26	76	6.9	268	-12		0.9	4.3
Saturday, February 08, 2014	0:10	0:10	29	53	31	24	183	6.5	267	-12		0.7	2.6
Saturday, February 08, 2014	0:20	0:10	32	49	37	24	503	9.2	265	-13		1.1	3.3
Saturday, February 08, 2014	0:30	0:10	35	53	37	25	409	7.6	266	-13		1.3	3.7
Saturday, February 08, 2014	0:40	0:10	33	50	35	27	504	8.8	258	-13		1.3	3.7
Saturday, February 08, 2014	0:50	0:10	27	41	29	25	330	7.3	259	-13		0.6	1.9
Saturday, February 08, 2014	1:00	0:10	30	48	32	26	468	8.1	265	-13		0.9	2.8
Saturday, February 08, 2014	1:10	0:10	32	53	34	27	86	7.3	272	-13		0.9	2.6
Saturday, February 08, 2014	1:20	0:10	32	47	35	28	-42	6.3	274	-13		0.7	2.6
Saturday, February 08, 2014	1:30	0:10	37	55	40	30	262	7.1	273	-14		1.5	3.7
Saturday, February 08, 2014	1:40	0:											

Table B-6: Location 6 Winter Compliance Evaluation

Date	Time	Duration	Leq	Lmax	L(10)	L(90)	WT W6	WT W6	Onsite Met	Onsite Met	NWS Plymouth	Loc. 6	Loc. 6
	Start Time	(min)	(dBA)	(dBA)	(dBA)	(dBA)	Output (kW)	HH WS (m/s)	WD @ 75m (degrees)	Temp. (°C)	Precip. Obs.	Avg. WS @ 2m (m/s)	Gust WS @ 2m (m/s)
Saturday, February 08, 2014	2:00	0:10	41	60	41	30	-39	7.4	275	-14		1.7	3.9
Saturday, February 08, 2014	2:10	0:10	38	53	41	32	-39	8.0	276	-14		1.7	5.2
Saturday, February 08, 2014	2:20	0:10	40	59	43	33	-39	7.8	277	-14		1.7	4.6
Saturday, February 08, 2014	2:30	0:10	38	53	41	32	-39	7.4	276	-14		1.7	4.1
Saturday, February 08, 2014	2:40	0:10	39	55	42	34	-39	7.5	279	-14		1.7	5.6
Saturday, February 08, 2014	2:50	0:10	37	53	39	32	-40	7.1	276	-14		1.7	4.4
Saturday, February 08, 2014	3:00	0:10	37	50	41	31	247	7.8	277	-14		1.5	4.1
Saturday, February 08, 2014	3:10	0:10	38	58	42	28	570	8.2	275	-14		1.5	4.1
Saturday, February 08, 2014	3:20	0:10	35	56	38	29	510	8.3	278	-14		1.1	3.2
Saturday, February 08, 2014	3:30	0:10	44	66	42	32	941	9.6	278	-14		1.7	5.4
Saturday, February 08, 2014	3:40	0:10	42	60	45	30	1057	10.2	278	-15		1.7	4.6
Saturday, February 08, 2014	3:50	0:10	35	57	36	29	1086	10.5	278	-15		1.1	3.9
Saturday, February 08, 2014	4:00	0:10	37	54	40	30	921	9.7	281	-15		1.7	4.3
Saturday, February 08, 2014	4:10	0:10	39	59	41	33	1361	10.9	283	-15		1.9	4.3
Saturday, February 08, 2014	4:20	0:10	37	58	38	30	1590	11.5	286	-15		1.5	3.7
Saturday, February 08, 2014	4:30	0:10	37	53	39	30	1402	11.3	286	-15		1.3	4.1
Saturday, February 08, 2014	4:40	0:10	38	52	40	33	1543	11.8	284	-15		1.5	4.1
Saturday, February 08, 2014	4:50	0:10	38	52	41	32	1433	11.2	285	-15		1.9	3.9
Saturday, February 08, 2014	5:00	0:10	36	59	36	25	1462	11.4	284	-15		1.1	3.0
Saturday, February 08, 2014	5:10	0:10	31	48	34	25	1382	10.8	283	-15		0.7	2.2
Saturday, February 08, 2014	5:20	0:10	34	52	37	28	1282	11.0	281	-15		1.1	3.5
Saturday, February 08, 2014	5:30	0:10	34	55	35	28	1328	11.6	282	-15		0.9	3.9
Saturday, February 08, 2014	5:40	0:10	39	54	42	32	1562	11.9	280	-15		1.7	4.1
Saturday, February 08, 2014	5:50	0:10	35	45	38	29	1362	11.2	278	-15		1.1	3.0
Saturday, February 08, 2014	6:00	0:10	35	56	37	29	1134	10.8	278	-15		1.3	3.9
Saturday, February 08, 2014	6:10	0:10	33	50	36	27	1072	11.3	277	-15		1.1	3.9
Saturday, February 08, 2014	6:20	0:10	32	51	34	28	1205	11.1	276	-15		0.9	3.0
Saturday, February 08, 2014	6:30	0:10	30	53	31	26	1185	10.9	277	-15		0.7	2.2
Saturday, February 08, 2014	6:40	0:10	30	49	32	26	1148	10.8	277	-15		0.6	2.4
Saturday, February 08, 2014	6:50	0:10	26	39	29	21	1007	9.8	278	-15		0.9	2.8
Saturday, February 08, 2014	7:00	0:10	27	46	29	21	882	9.8	279	-16		0.7	1.5
Saturday, February 08, 2014	7:10	0:10	33	51	36	29	918	9.8	279	-16		1.1	2.8
Saturday, February 08, 2014	7:20	0:10	32	55	33	28	822	9.8	281	-16		0.9	2.8
Saturday, February 08, 2014	7:30	0:10	36	56	39	29	814	9.8	279	-16		1.1	2.6
Saturday, February 08, 2014	7:40	0:10	35	50	37	30	787	10.3	279	-15		1.1	3.9
Saturday, February 08, 2014	7:50	0:10	37	57	40	31	833	9.8	280	-15		1.5	3.7
Saturday, February 08, 2014	8:00	0:10	37	53	40	31	943	10.3	284	-15		1.3	3.3
Saturday, February 08, 2014	8:10	0:10	37	55	39	30	431	8.4	283	-15		1.3	3.7
Saturday, February 08, 2014	8:20	0:10	41	59	43	33	304	6.9	282	-15		1.9	4.4
Saturday, February 08, 2014	8:30	0:10	42	61	44	33	623	8.5	284	-15		1.9	4.6
Saturday, February 08, 2014	8:40	0:10	40	54	42	36	898	10.0	286	-15		1.9	3.9
Saturday, February 08, 2014	8:50	0:10	38	58	41	31	924	9.2	283	-14		1.5	3.9
Saturday, February 08, 2014	9:00	0:10	40	57	44	33	954	10.7	286	-14		1.7	4.6
Saturday, February 08, 2014	9:10	0:10	41	58	43	36	1023	10.2	286	-14		1.9	6.5
Saturday, February 08, 2014	9:20	0:10	42	62	43	35	1076	10.5	286	-14		1.7	4.6
Saturday, February 08, 2014	9:30	0:10	46	66	47	37	1099	10.3	286	-13		1.9	5.0
Saturday, February 08, 2014	9:40	0:10	46	61	48	40	890	10.1	281	-13		2.2	6.5
Saturday, February 08, 2014	9:50	0:10	44	58	45	38	624	9.6	290	-13		2.0	4.4
Saturday, February 08, 2014	10:00	0:10	42	62	43	35	534	9.7	293	-13		1.9	3.9
Saturday, February 08, 2014	10:10	0:10	46	62	49	36	504	8.8	289	-12		2.0	6.5
Saturday, February 08, 2014	10:20	0:10	42	57	45	36	277	8.0	285	-12		2.4	6.5
Saturday, February 08, 2014	10:30	0:10	38	54	41	31	123	7.6	283	-12		1.9	3.5
Saturday, February 08, 2014	10:40	0:10	41	59	42	33	372	7.7	288	-11		1.7	5.7
Saturday, February 08, 2014	10:50	0:10	40	58	42	32	226	8.0	290	-11		1.7	5.6
Saturday, February 08, 2014	11:00	0:10	37	53	39	33	435	7.9	280	-11		1.9	4.3
Saturday, February 08, 2014	11:10	0:10	40	59	42	31	196	7.7	288	-10		1.9	5.2
Saturday, February 08, 2014	11:20	0:10	39	60	41	32	341	7.1	279	-10		1.7	3.7
Saturday, February 08, 2014	11:30	0:10	39	54	41	34	254	7.3	283	-10		1.9	4.3
Saturday, February 08, 2014	11:40	0:10	40	56	43	29	224	7.0	279	-10		1.9	4.1
Saturday, February 08, 2014	11:50	0:10	40	59	40	29	282	6.8	277	-10		1.5	3.9
Saturday, February 08, 2014	12:00	0:10	46	72	47	41	271	6.4	283	-9		1.9	4.3
Saturday, February 08, 2014	12:10	0:10	42	55	47	30	0	6.0	284	-9		1.7	3.5
Saturday, February 08, 2014	12:20	0:10	38	54	42	31	61	7.0	283	-9		1.9	3.9
Saturday, February 08, 2014	12:30	0:10	36	57	37	27	-42	7.5	296	-9		1.3	3.2
Saturday, February 08, 2014	12:40	0:10	35	51	38	27	-42	7.9	284	-8		1.3	3.7
Saturday, February 08, 2014	12:50	0:10	32	48	34	26	-15	7.8	282	-8		1.5	2.6
Saturday, February 08, 2014	13:00	0:10	36	58	38	27	-7	7.9	305	-8		1.5	3.9
Saturday, February 08, 2014	13:10	0:10	41	62	40	27	-40	6.4	315	-8		1.5	3.9
Saturday, February 08, 2014	13:20	0:10	34	51	38	28	-26	5.3	299	-8		1.3	3.0
Saturday, February 08, 2014	13:30	0:10	31	46	34	25	-42	4.9	292	-8		1.1	3.0
Saturday, February 08, 2014	13:40	0:10	34	60	34	26	-40	5.2	288	-8		1.1	3.2
Saturday, February 08, 2014	13:50	0:10	34	52	37	25	-41	5.0	303	-7		1.3	3.7
Saturday, February 08, 2014	14:00	0:10	30	44	33	24	-42	5.0	289	-7		1.1	2.4
Saturday, February 08, 2014	14:10	0:10	31	46	33	27	-39	4.1	278	-8		1.1	3.7
Saturday, February 08, 2014	14:20	0:10	36	54	38	28	-40	5.2	291	-7		1.3	3.0
Saturday, February 08, 2014	14:30	0:10	35	56	37	28	-40	4.8	274	-8		1.3	3.2
Saturday, February 08, 2014	14:40	0:10	34	53	37	27	-40	5.2	264	-8		1.3	3.0
Saturday, February 08, 2014	14:50	0:10	31	41	34	28	-37	5.3	260	-8		1.1	2.6
Saturday, February 08, 2014	15:00	0:10	29	49	30	22	127	5.5	275	-8		0.9	2.6
Saturday, February 08, 2014	15:10	0:10	38	62	37	27	88	6.2	276	-8		1.1	2.4
Saturday, February 08, 2014	15:20	0:10	35	62	34	23	176	5.7	281	-8		1.1	2.8
Saturday, February 08, 2014	15:30	0:10	27	45	28	20	45	6.0	286	-8		0.4	1.7
Saturday, February 08, 2014	15:40	0:10	28	52	28	24	152	5.8	274	-8		0.7	2.0
Saturday, February 08, 2014	15:50	0:10	35	58	35	26	67	4.9	254	-9		0.7	1.7
Saturday, February 08, 2014	16:00	0:10	28	41	32	17	186	6.3	258	-9		0.4	1.9
Saturday, February 08, 2014	16:10	0:10	27	47	28	17	156	5.8	268	-9		0.6	1.7
Saturday, February 08, 2014	16:20	0:10	38	60	26	17	40	5.1	254	-9		0.6	1.7
Saturday, February 08, 2014	16:30	0:10	37	59	38	23	145	5.6	259	-9		0.4	1.3
Saturday, February 08, 2014	16:40	0:10	48	66	48	24	124	5.6	265	-10		0.6	1.1
Saturday, February 08, 2014	16:50	0:10	50	67	50	26	43	5.2	264	-10		0.4	1.5
Saturday, February 08, 2014	17:00	0:10	30	53	34	15	69	5.5	266	-10		0.2	1.5
Saturday, February 08, 2014	17:10	0:10	35	57	32	18	281	7.1	271	-10		0.6	1.7
Saturday, February 08, 2014	17:20	0:10	24	38	27	15	162	5.5	267	-10		0.0	0.7
Saturday, February 08, 2014	17:30	0:10	32	54	34	20	91	5.5	263	-10		0.4	1.1
Saturday, February 08, 2014	17:40	0:10	32	55	32	24	99	5.3	262	-10		0.2	1.3
Saturday, February 08, 2014	17:50	0:10	25	36	26	24	311	6.9	261	-10		0.2	0.7
Saturday, February 08, 2014	18:00	0:10	27	39	31	23	374	6.9	259	-10		0.4	1.1
Saturday, February 08, 2014	18:10	0:10	23	34	25	15	233	6.3	263	-10		0.2	0.7
Saturday, February 08, 2014	18:20	0:10	22	36	24	15	362	7.4	262	-10		0.2	2.0
Saturday, February 08, 2014	18:30	0:10	22	39	26	16	372	7.0	268	-10		0.4	1.9
Saturday, February 08, 2014	18:40	0:10	26	41	28	24	167	6.3	2				

Table B-6: Location 6 Winter Compliance Evaluation

Date	Time	Duration	Leq	Lmax	L(10)	L(90)	WT W6	WT W6	Onsite Met	Onsite Met	NWS Plymouth	Loc. 6	Loc. 6
	Start Time	(min)	(dBA)	(dBA)	(dBA)	(dBA)	Output (kW)	HH WS (m/s)	WD @ 75m (degrees)	Temp. (°C)	Precip. Obs.	Avg. WS @ 2m (m/s)	Gust WS @ 2m (m/s)
Saturday, February 08, 2014	19:00	0:10	17	31	20	14	260	6.4	276	-10		0.6	1.3
Saturday, February 08, 2014	19:10	0:10	22	41	25	14	328	7.2	275	-10		0.4	0.9
Saturday, February 08, 2014	19:20	0:10	22	25	24	15	453	7.9	274	-10		0.0	0.0
Saturday, February 08, 2014	19:30	0:10	29	44	31	16	293	6.8	275	-10		0.2	0.9
Saturday, February 08, 2014	19:40	0:10	31	46	35	15	138	6.0	277	-10		0.2	1.3
Saturday, February 08, 2014	19:50	0:10	27	43	31	17	57	5.4	290	-10		0.7	1.9
Saturday, February 08, 2014	20:00	0:10	28	42	33	15	-42	4.6	302	-10		0.2	1.3
Saturday, February 08, 2014	20:10	0:10	25	41	25	16	-40	5.8	298	-11		0.2	1.1
Saturday, February 08, 2014	20:20	0:10	28	38	29	24	-40	5.0	304	-11		0.4	1.7
Saturday, February 08, 2014	20:30	0:10	26	38	27	23	-40	5.8	304	-11		0.0	0.7
Saturday, February 08, 2014	20:40	0:10	25	40	27	23	-40	5.9	309	-11		0.7	1.9
Saturday, February 08, 2014	20:50	0:10	24	34	26	21	-38	7.0	324	-11		0.2	1.3
Saturday, February 08, 2014	21:00	0:10	25	46	27	21	-21	6.8	325	-11		0.6	1.5
Saturday, February 08, 2014	21:10	0:10	28	40	29	20	-20	6.7	320	-11		0.6	1.7
Saturday, February 08, 2014	21:20	0:10	27	38	29	25	-21	5.8	319	-11		0.6	1.5
Saturday, February 08, 2014	21:30	0:10	30	45	31	26	-21	6.4	323	-11		0.6	1.9
Saturday, February 08, 2014	21:40	0:10	28	39	30	24	-20	6.3	324	-11		0.6	1.3
Saturday, February 08, 2014	21:50	0:10	30	46	31	24	-999	-999.0	326	-11		0.7	1.7
Saturday, February 08, 2014	22:00	0:10	22	33	24	18	-999	-999.0	327	-11		0.4	1.3
Saturday, February 08, 2014	22:10	0:10	23	34	25	17	-17	5.5	327	-11		0.0	0.9
Saturday, February 08, 2014	22:20	0:10	26	40	27	24	-16	5.8	319	-12		0.4	1.1
Saturday, February 08, 2014	22:30	0:10	26	32	27	24	-17	5.7	319	-12		0.2	0.9
Saturday, February 08, 2014	22:40	0:10	30	47	30	19	-16	5.8	316	-12		0.4	1.3
Saturday, February 08, 2014	22:50	0:10	24	37	26	19	-17	5.5	319	-12		0.4	1.1
Saturday, February 08, 2014	23:00	0:10	29	48	30	24	-17	5.4	320	-12		0.4	1.3
Saturday, February 08, 2014	23:10	0:10	25	31	26	24	-17	6.0	321	-12		0.4	1.5
Saturday, February 08, 2014	23:20	0:10	24	36	25	22	-17	5.9	324	-12		0.6	1.5
Saturday, February 08, 2014	23:30	0:10	27	43	29	20	-17	6.2	326	-12		0.4	1.9
Saturday, February 08, 2014	23:40	0:10	28	41	29	25	-17	5.5	324	-12		0.6	2.0
Saturday, February 08, 2014	23:50	0:10	27	34	29	26	-18	5.7	329	-12		0.6	1.7
Sunday, February 09, 2014	0:00	0:10	28	36	30	26	-17	5.6	324	-12		0.6	1.7
Sunday, February 09, 2014	0:10	0:10	28	43	30	25	-17	6.1	325	-12		0.6	2.2
Sunday, February 09, 2014	0:20	0:10	30	41	33	26	-17	6.0	321	-12		0.7	1.7
Sunday, February 09, 2014	0:30	0:10	33	41	36	28	-17	6.9	321	-12		0.9	2.2
Sunday, February 09, 2014	0:40	0:10	37	51	39	33	-17	7.2	322	-12		1.1	3.3
Sunday, February 09, 2014	0:50	0:10	38	49	40	35	-17	7.2	323	-12		1.1	2.4
Sunday, February 09, 2014	1:00	0:10	40	47	42	36	-18	7.6	320	-12		1.1	3.2
Sunday, February 09, 2014	1:10	0:10	39	48	41	35	-17	7.5	321	-12		0.9	2.8
Sunday, February 09, 2014	1:20	0:10	37	43	39	34	-17	7.8	319	-13		0.9	2.8
Sunday, February 09, 2014	1:30	0:10	38	46	40	36	-18	8.1	324	-13		0.9	2.6
Sunday, February 09, 2014	1:40	0:10	38	45	39	35	-17	8.2	328	-13		0.9	2.2
Sunday, February 09, 2014	1:50	0:10	37	43	40	34	-17	7.8	326	-13		0.7	2.2
Sunday, February 09, 2014	2:00	0:10	35	46	37	31	-17	7.5	330	-13		0.7	2.2
Sunday, February 09, 2014	2:10	0:10	33	41	35	29	-17	6.8	329	-13		0.7	2.2
Sunday, February 09, 2014	2:20	0:10	30	34	31	28	-17	6.5	332	-13		0.6	1.5
Sunday, February 09, 2014	2:30	0:10	28	45	30	25	-16	5.5	334	-13		0.4	2.0
Sunday, February 09, 2014	2:40	0:10	24	26	25	23	-17	5.3	335	-13		0.2	0.6
Sunday, February 09, 2014	2:50	0:10	21	39	24	16	-17	4.6	326	-13		0.4	1.1
Sunday, February 09, 2014	3:00	0:10	23	32	25	15	-17	4.5	326	-13		0.4	0.9
Sunday, February 09, 2014	3:10	0:10	24	28	27	14	-17	4.5	329	-13		0.4	1.5
Sunday, February 09, 2014	3:20	0:10	25	28	26	23	-16	4.3	329	-13		0.0	0.6
Sunday, February 09, 2014	3:30	0:10	25	27	26	23	-16	3.4	334	-13		0.0	0.6
Sunday, February 09, 2014	3:40	0:10	23	26	24	23	-16	3.5	342	-13		0.2	1.1
Sunday, February 09, 2014	3:50	0:10	17	25	20	14	-16	3.2	343	-13		0.2	0.9
Sunday, February 09, 2014	4:00	0:10	17	34	18	14	-16	3.2	357	-13		0.0	0.4
Sunday, February 09, 2014	4:10	0:10	25	28	27	23	-16	3.3	356	-13		0.0	0.0
Sunday, February 09, 2014	4:20	0:10	25	28	26	23	-16	3.6	349	-13		0.0	0.0
Sunday, February 09, 2014	4:30	0:10	25	28	27	23	-16	3.6	357	-13		0.0	0.0
Sunday, February 09, 2014	4:40	0:10	23	28	27	13	-16	3.9	356	-13		0.0	0.0
Sunday, February 09, 2014	4:50	0:10	21	38	19	13	-16	3.9	351	-13		0.0	0.0
Sunday, February 09, 2014	5:00	0:10	21	34	25	13	-16	3.7	345	-13		0.0	0.0
Sunday, February 09, 2014	5:10	0:10	25	34	27	23	-16	3.4	329	-13		0.0	0.0
Sunday, February 09, 2014	5:20	0:10	25	27	27	23	-16	3.6	330	-13		0.0	0.0
Sunday, February 09, 2014	5:30	0:10	25	28	27	24	-17	4.1	325	-13		0.0	0.0
Sunday, February 09, 2014	5:40	0:10	21	25	24	14	-16	3.6	317	-13		0.0	0.0
Sunday, February 09, 2014	5:50	0:10	14	20	15	14	-16	3.6	316	-13		0.0	0.0
Sunday, February 09, 2014	6:00	0:10	24	43	25	14	-16	4.0	316	-13		0.0	0.0
Sunday, February 09, 2014	6:10	0:10	25	35	27	24	-16	3.9	324	-13		0.0	0.0
Sunday, February 09, 2014	6:20	0:10	25	34	27	24	-16	4.1	332	-13		0.0	0.0
Sunday, February 09, 2014	6:30	0:10	26	35	30	14	-17	4.7	329	-13		0.2	0.7
Sunday, February 09, 2014	6:40	0:10	21	30	24	14	-17	4.5	316	-13		0.2	1.1
Sunday, February 09, 2014	6:50	0:10	27	38	30	24	-16	3.8	322	-13		0.0	0.0
Sunday, February 09, 2014	7:00	0:10	25	34	27	24	-16	3.9	325	-13		0.0	0.0
Sunday, February 09, 2014	7:10	0:10	29	55	27	24	-17	4.1	318	-13		0.0	0.0
Sunday, February 09, 2014	7:20	0:10	26	54	24	15	-17	4.1	325	-13		0.0	0.0
Sunday, February 09, 2014	7:30	0:10	27	50	27	17	-17	4.0	331	-13		0.0	0.0
Sunday, February 09, 2014	7:40	0:10	39	55	43	17	-16	3.9	329	-13		0.0	0.6
Sunday, February 09, 2014	7:50	0:10	27	42	28	24	-16	3.3	329	-13		0.0	0.4
Sunday, February 09, 2014	8:00	0:10	27	47	27	23	-16	3.2	326	-13		0.2	1.1
Sunday, February 09, 2014	8:10	0:10	30	44	34	17	-16	3.3	315	-13		0.4	1.3
Sunday, February 09, 2014	8:20	0:10	27	48	27	15	-16	2.9	319	-12		0.4	1.1
Sunday, February 09, 2014	8:30	0:10	24	42	27	17	-16	3.0	317	-12		0.2	1.1
Sunday, February 09, 2014	8:40	0:10	29	55	30	19	-16	2.5	322	-11		0.6	1.5
Sunday, February 09, 2014	8:50	0:10	28	44	30	23	-16	2.2	314	-11		0.4	0.9
Sunday, February 09, 2014	9:00	0:10	36	59	35	23	-16	1.2	314	-11		0.6	1.7
Sunday, February 09, 2014	9:10	0:10	34	54	36	16	-16	0.7	351	-11		0.7	1.5
Sunday, February 09, 2014	9:20	0:10	29	44	33	15	-16	1.7	21	-10		0.6	1.7
Sunday, February 09, 2014	9:30	0:10	28	42	30	15	-16	3.1	336	-11		0.4	1.7
Sunday, February 09, 2014	9:40	0:10	29	45	32	23	-16	3.3	289	-10		0.6	2.0
Sunday, February 09, 2014	9:50	0:10	27	46	28	23	-21	4.2	317	-10		0.7	2.0
Sunday, February 09, 2014	10:00	0:10	29	45	28	25	-37	3.3	324	-10		0.6	1.9
Sunday, February 09, 2014	10:10	0:10	35	50	38	27	-35	3.5	324	-9		0.7	1.9
Sunday, February 09, 2014	10:20	0:10	31	45	34	25	-35	3.9	303	-9		0.9	2.0
Sunday, February 09, 2014	10:30	0:10	25	42	26	19	-35	3.3	324	-9		0.6	1.9
Sunday, February 09, 2014	10:40	0:10	30	45	32	16	-35	1.9	322	-9		0.7	2.2
Sunday, February 09, 2014	10:50	0:10	30	51	33	19	-34	2.0	311	-9		0.7	1.7
Sunday, February 09, 2014	11:00	0:10	28	42	30	25	-31	2.0	280	-9		0.9	2.0
Sunday, February 09, 2014	11:10	0:10	33	54	33	25	-31	3.2	291	-9		0.6	1.5
Sunday, February 09, 2014	11:20	0:10	31	46	34	25	-32	3.5	289	-8		1.1	2.8
Sunday, February 09, 2014	11:30	0:10	31	50	34	25	-26	3.2	281	-8		0.9	3.3
Sunday, February 09, 2014	11:40	0:10	35	52	38	29	-29	3.4	263	-7		1.3	3.9
Sunday, February 09, 2014	11:50	0:10	34	56	36	28							

Table B-6: Location 6 Winter Compliance Evaluation

Date	Time	Duration	Leq	Lmax	L(10)	L(90)	WT W6	WT W6	Onsite Met	Onsite Met	NWS Plymouth	Loc. 6	Loc. 6
	Start Time	(min)	(dBA)	(dBA)	(dBA)	(dBA)	Output (kW)	HH WS (m/s)	WD @ 75m (degrees)	Temp. (°C)	Precip. Obs.	Avg. WS @ 2m (m/s)	Gust WS @ 2m (m/s)
Sunday, February 09, 2014	12:00	0:10	32	61	33	23	-18	4.3	271	-7		0.9	2.6
Sunday, February 09, 2014	12:10	0:10	35	51	39	25	-27	3.5	295	-7		1.3	2.8
Sunday, February 09, 2014	12:20	0:10	37	62	35	24	-39	3.8	247	-7		0.9	3.3
Sunday, February 09, 2014	12:30	0:10	32	47	35	24	-8	4.4	225	-7		0.9	2.8
Sunday, February 09, 2014	12:40	0:10	28	51	31	18	-14	3.6	231	-7		1.1	3.0
Sunday, February 09, 2014	12:50	0:10	33	58	31	21	-25	3.7	234	-6		1.1	4.8
Sunday, February 09, 2014	13:00	0:10	30	49	33	21	-33	3.7	217	-7		0.9	2.4
Sunday, February 09, 2014	13:10	0:10	29	50	33	23	-12	4.0	214	-7		0.6	1.7
Sunday, February 09, 2014	13:20	0:10	38	57	40	26	-35	3.9	268	-7		0.7	2.4
Sunday, February 09, 2014	13:30	0:10	32	54	35	24	-18	3.9	274	-6		1.1	3.0
Sunday, February 09, 2014	13:40	0:10	33	48	35	18	-33	3.6	264	-6		0.9	2.2
Sunday, February 09, 2014	13:50	0:10	36	48	40	22	-30	3.6	256	-7		0.9	2.2
Sunday, February 09, 2014	14:00	0:10	31	49	34	21	-5	3.9	262	-6		1.1	2.8
Sunday, February 09, 2014	14:10	0:10	28	44	30	20	18	4.7	218	-7		1.3	2.6
Sunday, February 09, 2014	14:20	0:10	33	55	34	19	-37	3.1	249	-7		0.7	2.2
Sunday, February 09, 2014	14:30	0:10	33	53	35	19	-35	3.4	249	-7		0.7	1.7
Sunday, February 09, 2014	14:40	0:10	34	50	37	25	34	4.7	233	-7		0.6	2.2
Sunday, February 09, 2014	14:50	0:10	31	45	34	24	-2	3.6	239	-7		0.9	2.2
Sunday, February 09, 2014	15:00	0:10	28	42	31	24	-22	3.4	256	-7		0.7	1.9
Sunday, February 09, 2014	15:10	0:10	38	61	36	15	-37	2.7	246	-8		0.6	1.5
Sunday, February 09, 2014	15:20	0:10	26	47	23	15	-36	2.4	239	-8		0.7	1.7
Sunday, February 09, 2014	15:30	0:10	22	31	25	15	-35	1.4	302	-8		0.4	1.9
Sunday, February 09, 2014	15:40	0:10	28	47	30	18	-35	2.4	293	-8		0.6	1.7
Sunday, February 09, 2014	15:50	0:10	34	51	35	24	-36	2.4	207	-8		0.2	1.1
Sunday, February 09, 2014	16:00	0:10	38	62	32	23	-35	1.1	201	-8		0.2	1.1
Sunday, February 09, 2014	16:10	0:10	31	55	30	14	-24	1.5	168	-8		0.0	0.0
Sunday, February 09, 2014	16:20	0:10	38	64	37	15	-16	2.4	157	-8		0.0	0.0
Sunday, February 09, 2014	16:30	0:10	33	54	28	24	-16	2.6	179	-8		0.0	0.7
Sunday, February 09, 2014	16:40	0:10	27	40	27	24	-16	3.2	216	-8		0.2	0.7
Sunday, February 09, 2014	16:50	0:10	22	40	24	14	-16	1.1	226	-8		0.2	0.7
Sunday, February 09, 2014	17:00	0:10	26	46	25	14	-17	0.2	225	-8		0.0	0.4
Sunday, February 09, 2014	17:10	0:10	28	44	31	18	-16	1.0	207	-9		0.6	1.7
Sunday, February 09, 2014	17:20	0:10	45	65	46	15	-17	0.6	192	-9		0.4	1.5
Sunday, February 09, 2014	17:30	0:10	38	60	38	18	-17	0.7	182	-9		0.0	1.3
Sunday, February 09, 2014	17:40	0:10	26	44	30	18	-17	0.9	204	-9		0.4	1.5
Sunday, February 09, 2014	17:50	0:10	24	42	23	17	-17	2.0	211	-9		0.6	1.7
Sunday, February 09, 2014	18:00	0:10	35	54	36	17	-16	3.4	197	-9		0.2	0.9
Sunday, February 09, 2014	18:10	0:10	32	49	36	24	-16	3.0	210	-9		0.0	0.7
Sunday, February 09, 2014	18:20	0:10	30	48	32	24	-16	1.5	180	-9		0.0	0.0
Sunday, February 09, 2014	18:30	0:10	32	53	33	21	-16	2.1	167	-9	1	0.2	0.6
Sunday, February 09, 2014	18:40	0:10	17	35	17	16	-16	2.3	160	-10	1	0.2	0.7
Sunday, February 09, 2014	18:50	0:10	18	31	23	16	-16	2.6	155	-10	1	0.4	0.9
Sunday, February 09, 2014	19:00	0:10	20	36	17	16	-16	2.8	149	-10	1	0.0	0.7
Sunday, February 09, 2014	19:10	0:10	17	26	20	16	-16	2.3	141	-10	1	0.0	0.6
Sunday, February 09, 2014	19:20	0:10	22	34	24	15	-16	2.3	148	-10	1	0.0	0.7
Sunday, February 09, 2014	19:30	0:10	27	46	27	16	-16	2.7	150	-10	1	0.0	0.2
Sunday, February 09, 2014	19:40	0:10	30	55	27	24	-16	2.4	146	-10	1	0.0	0.0
Sunday, February 09, 2014	19:50	0:10	24	27	24	23	-16	2.8	154	-10	1	0.0	0.0
Sunday, February 09, 2014	20:00	0:10	22	28	27	15	-16	2.6	153	-10	1	0.0	0.0
Sunday, February 09, 2014	20:10	0:10	19	35	18	16	-16	2.8	162	-10	1	0.0	0.0
Sunday, February 09, 2014	20:20	0:10	19	36	18	15	-16	3.1	151	-10	1	0.0	0.0
Sunday, February 09, 2014	20:30	0:10	22	28	27	15	-16	2.7	139	-10	1	0.0	0.0
Sunday, February 09, 2014	20:40	0:10	27	42	27	24	-16	2.3	140	-10	1	0.0	0.0
Sunday, February 09, 2014	20:50	0:10	26	31	27	24	-16	2.6	131	-10	1	0.0	0.0
Sunday, February 09, 2014	21:00	0:10	20	32	25	15	-16	2.8	122	-10	1	0.0	0.0
Sunday, February 09, 2014	21:10	0:10	21	36	24	15	-16	3.4	124	-10	1	0.0	0.0
Sunday, February 09, 2014	21:20	0:10	16	20	17	15	-26	3.6	118	-10	1	0.0	0.0
Sunday, February 09, 2014	21:30	0:10	23	33	25	16	-16	3.0	127	-10	1	0.0	0.0
Sunday, February 09, 2014	21:40	0:10	27	41	27	23	-16	3.1	132	-10	1	0.0	0.0
Sunday, February 09, 2014	21:50	0:10	31	48	33	16	-17	3.1	133	-10	1	0.0	0.0
Sunday, February 09, 2014	22:00	0:10	22	31	24	17	-17	2.6	147	-10	1	0.0	0.0
Sunday, February 09, 2014	22:10	0:10	38	64	30	24	-31	2.5	158	-10	1	0.0	0.0
Sunday, February 09, 2014	22:20	0:10	27	45	27	24	-31	2.9	160	-10	1	0.0	0.0
Sunday, February 09, 2014	22:30	0:10	21	28	26	18	-32	2.8	164	-9	1	0.0	0.0
Sunday, February 09, 2014	22:40	0:10	17	25	18	16	-31	2.6	160	-9	1	0.0	0.0
Sunday, February 09, 2014	22:50	0:10	23	40	23	16	-31	2.6	164	-9	1	0.0	0.0
Sunday, February 09, 2014	23:00	0:10	23	37	24	23	-28	2.6	168	-9	1	0.0	0.0
Sunday, February 09, 2014	23:10	0:10	19	25	23	16	-16	2.3	170	-9	1	0.0	0.0
Sunday, February 09, 2014	23:20	0:10	24	36	25	17	-16	2.5	171	-9	1	0.0	0.0
Sunday, February 09, 2014	23:30	0:10	27	40	30	23	-17	2.8	171	-9	1	0.0	0.0
Sunday, February 09, 2014	23:40	0:10	24	31	26	15	-17	2.9	171	-9	1	0.0	0.0
Sunday, February 09, 2014	23:50	0:10	17	36	18	15	-16	2.7	178	-10	1	0.0	0.0
Monday, February 10, 2014	0:00	0:10	17	35	17	15	-16	2.8	187	-10	1	0.0	0.0
Monday, February 10, 2014	0:10	0:10	26	42	28	22	-16	3.0	206	-10	1	0.0	0.0
Monday, February 10, 2014	0:20	0:10	20	36	23	15	-16	3.2	221	-10	1	0.0	0.0
Monday, February 10, 2014	0:30	0:10	19	26	24	15	-16	3.1	210	-10	1	0.0	0.0
Monday, February 10, 2014	0:40	0:10	24	26	25	23	-17	2.8	226	-10	1	0.0	0.0
Monday, February 10, 2014	0:50	0:10	24	26	26	23	-16	3.1	229	-10	1	0.0	0.0
Monday, February 10, 2014	1:00	0:10	18	26	24	14	-16	3.1	226	-10	1	0.0	0.0
Monday, February 10, 2014	1:10	0:10	14	21	14	14	-16	2.6	241	-10	1	0.0	0.0
Monday, February 10, 2014	1:20	0:10	21	24	23	14	-16	2.2	249	-10	1	0.0	0.0
Monday, February 10, 2014	1:30	0:10	21	28	23	14	-16	2.3	254	-10	1	0.0	0.6
Monday, February 10, 2014	1:40	0:10	15	23	15	14	-16	2.6	258	-10	1	0.2	0.7
Monday, February 10, 2014	1:50	0:10	21	26	24	14	-16	2.3	265	-10	1	0.0	0.4
Monday, February 10, 2014	2:00	0:10	24	40	24	23	-16	2.8	275	-10	1	0.0	0.0
Monday, February 10, 2014	2:10	0:10	24	31	26	22	-16	3.0	281	-10	1	0.0	0.0
Monday, February 10, 2014	2:20	0:10	22	43	24	14	-16	3.3	290	-10	1	0.0	0.0
Monday, February 10, 2014	2:30	0:10	26	42	29	17	-16	3.3	299	-10	1	0.0	0.0
Monday, February 10, 2014	2:40	0:10	23	50	23	14	-16	3.9	292	-11	1	0.0	0.0
Monday, February 10, 2014	2:50	0:10	26	54	26	23	-17	3.8	288	-11	1	0.0	0.0
Monday, February 10, 2014	3:00	0:10	24	25	24	23	-16	3.8	293	-11	1	0.0	0.0
Monday, February 10, 2014	3:10	0:10	21	25	24	17	-16	3.8	302	-11	1	0.0	0.6
Monday, February 10, 2014	3:20	0:10	17	24	18	14	-16	4.4	302	-11	1	0.0	0.6
Monday, February 10, 2014	3:30	0:10	28	45	33	14	-17	5.2	302	-11	1	0.0	0.0
Monday, February 10, 2014	3:40	0:10	25	29	26	23	-17	6.2	304	-12	1	0.0	0.0
Monday, February 10, 2014	3:50	0:10	25	49	26	24	-17	6.7	305	-11	1	0.0	0.6
Monday, February 10, 2014	4:00	0:10	22	33	24	17	-16	6.9	304	-11	1	0.2	1.5
Monday, February 10, 2014	4:10	0:10	32	48	32	16	-16	6.5	304	-11	1	0.0	0.9
Monday, February 10, 2014	4:20	0:10	22	38	22	16	-17	6.2	302	-11	1	0.0	1.1
Monday, February 10, 2014	4:30	0:10	20	31	24	16	-17	7.3	307	-11	1	0.0	0.9
Monday, February 10, 2014	4:40	0:10	26	42	27	17</							

Table B-6: Location 6 Winter Compliance Evaluation

Date	Time	Duration	Leq	Lmax	L(10)	L(90)	WT W6	WT W6	Onsite Met	Onsite Met	NWS Plymouth	Loc. 6	Loc. 6
	Start Time	(min)	(dBA)	(dBA)	(dBA)	(dBA)	Output (kW)	HH WS (m/s)	WD @ 75m (degrees)	Temp. (°C)	Precip. Obs.	Avg. WS @ 2m (m/s)	Gust WS @ 2m (m/s)
Monday, February 10, 2014	5:00	0:10	26	33	29	20	-17	8.1	319	-11	1	0.4	1.9
Monday, February 10, 2014	5:10	0:10	27	43	30	23	-17	7.1	320	-11	1	0.6	1.9
Monday, February 10, 2014	5:20	0:10	27	39	30	23	-17	7.9	318	-12	1	0.7	2.0
Monday, February 10, 2014	5:30	0:10	43	67	40	30	-17	8.1	316	-12	1	0.7	2.0
Monday, February 10, 2014	5:40	0:10	35	49	38	32	-17	8.1	316	-12	1	0.9	3.2
Monday, February 10, 2014	5:50	0:10	36	48	38	33	-17	8.7	314	-12	1	0.9	2.8
Monday, February 10, 2014	6:00	0:10	39	51	41	34	-17	9.4	318	-12	1	0.9	3.0
Monday, February 10, 2014	6:10	0:10	37	45	39	34	-17	9.2	315	-12	1	0.9	2.8
Monday, February 10, 2014	6:20	0:10	43	60	44	33	-17	9.4	320	-12	1	0.7	1.9
Monday, February 10, 2014	6:30	0:10	36	45	39	34	-17	9.4	318	-12	1	0.9	2.4
Monday, February 10, 2014	6:40	0:10	36	47	38	33	-17	9.1	318	-13	1	0.7	2.0
Monday, February 10, 2014	6:50	0:10	35	58	38	32	-17	9.8	317	-13	1	0.7	1.9
Monday, February 10, 2014	7:00	0:10	32	45	35	28	-17	9.4	317	-13	1	0.4	1.5
Monday, February 10, 2014	7:10	0:10	48	68	49	29	-17	8.6	319	-13	1	0.6	1.1
Monday, February 10, 2014	7:20	0:10	54	68	58	44	-17	8.9	324	-13	1	1.1	2.8
Monday, February 10, 2014	7:30	0:10	47	66	49	35	-17	9.0	327	-13	1	0.9	1.9
Monday, February 10, 2014	7:40	0:10	40	55	42	35	-17	9.6	325	-13	1	1.1	3.0
Monday, February 10, 2014	7:50	0:10	40	51	42	37	-17	9.3	325	-13	1	1.1	3.7
Monday, February 10, 2014	8:00	0:10	42	54	45	39	-17	8.9	328	-13	1	1.3	3.3
Monday, February 10, 2014	8:10	0:10	41	47	43	37	-17	8.9	327	-13	1	1.1	2.6
Monday, February 10, 2014	8:20	0:10	43	49	45	40	-17	9.5	324	-13	1	1.3	3.0
Monday, February 10, 2014	8:30	0:10	42	54	45	38	-17	9.2	321	-13	1	1.3	3.9
Monday, February 10, 2014	8:40	0:10	44	57	47	38	-17	7.5	322	-13	1	1.7	3.9
Monday, February 10, 2014	8:50	0:10	44	54	46	39	-17	7.4	323	-13	1	1.5	4.4
Monday, February 10, 2014	9:00	0:10	44	58	47	39	-18	7.6	326	-13	1	1.7	4.1
Monday, February 10, 2014	9:10	0:10	44	55	47	39	-17	7.8	325	-13	1	1.7	4.4
Monday, February 10, 2014	9:20	0:10	43	54	46	38	-18	7.9	323	-13	1	1.7	4.1
Monday, February 10, 2014	9:30	0:10	47	60	48	44	-17	7.7	329	-12	1	1.7	5.4
Monday, February 10, 2014	9:40	0:10	48	60	51	45	-17	8.4	323	-13	1	2.2	5.9
Monday, February 10, 2014	9:50	0:10	49	63	51	45	-17	10.9	317	-13	1	2.0	5.7
Monday, February 10, 2014	10:00	0:10	44	57	46	41	-17	11.3	307	-12	1	1.3	4.6
Monday, February 10, 2014	10:10	0:10	45	55	48	41	-17	11.6	308	-12	1	1.9	4.4
Monday, February 10, 2014	10:20	0:10	45	61	45	40	-17	11.9	315	-12	1	1.3	3.3
Monday, February 10, 2014	10:30	0:10	46	55	48	42	-17	11.5	321	-12	1	1.9	4.1
Monday, February 10, 2014	10:40	0:10	43	61	45	39	-18	11.5	319	-12	1	2.0	4.4
Monday, February 10, 2014	10:50	0:10	42	54	46	36	-17	10.9	316	-11	1	1.3	3.5
Monday, February 10, 2014	11:00	0:10	45	61	47	40	-18	9.5	302	-11	1	1.9	4.6
Monday, February 10, 2014	11:10	0:10	42	56	44	36	-18	9.5	323	-10	1	1.5	5.0
Monday, February 10, 2014	11:20	0:10	42	53	45	37	-17	9.4	312	-11	1	1.3	4.8
Monday, February 10, 2014	11:30	0:10	42	60	44	36	-18	8.8	312	-10	1	1.7	4.8
Monday, February 10, 2014	11:40	0:10	40	49	43	34	-17	8.5	318	-10	1	1.3	3.5
Monday, February 10, 2014	11:50	0:10	44	59	46	38	-17	9.6	311	-10	1	2.0	5.4
Monday, February 10, 2014	12:00	0:10	43	58	46	39	-18	10.2	302	-11	1	1.9	5.4
Monday, February 10, 2014	12:10	0:10	45	61	49	37	-17	9.4	301	-11	1	2.2	4.8
Monday, February 10, 2014	12:20	0:10	45	59	48	39	-18	9.8	302	-11	1	2.0	5.2
Monday, February 10, 2014	12:30	0:10	49	62	51	44	-18	9.3	304	-11	1	2.2	7.2
Monday, February 10, 2014	12:40	0:10	45	60	48	39	-18	12.8	306	-11	1	2.2	5.6
Monday, February 10, 2014	12:50	0:10	44	60	46	37	-17	12.1	306	-11	1	2.0	4.6
Monday, February 10, 2014	13:00	0:10	42	61	43	36	-17	10.4	309	-11	1	1.9	5.2
Monday, February 10, 2014	13:10	0:10	42	60	45	36	-18	10.6	311	-11	1	1.9	5.0
Monday, February 10, 2014	13:20	0:10	40	56	43	36	-18	10.9	313	-11	1	1.5	5.0
Monday, February 10, 2014	13:30	0:10	40	57	42	34	-18	10.2	311	-11	1	1.9	4.6
Monday, February 10, 2014	13:40	0:10	39	47	43	34	-17	11.1	302	-11	1	1.3	4.6
Monday, February 10, 2014	13:50	0:10	41	55	43	36	-17	11.0	294	-11	1	1.7	4.3
Monday, February 10, 2014	14:00	0:10	43	56	46	38	-16	10.2	298	-9	1	1.9	4.8
Monday, February 10, 2014	14:10	0:10	38	53	41	34	-16	10.7	301	-10	1	1.5	3.9
Monday, February 10, 2014	14:20	0:10	41	60	43	36	-16	11.7	288	-10	1	1.7	3.9
Monday, February 10, 2014	14:30	0:10	43	54	46	37	-17	9.5	289	-10	1	2.0	4.3
Monday, February 10, 2014	14:40	0:10	42	55	45	37	-17	10.4	287	-10	1	1.9	4.3
Monday, February 10, 2014	14:50	0:10	40	55	43	32	-16	12.1	308	-9	1	1.7	3.9
Monday, February 10, 2014	15:00	0:10	40	57	43	34	-16	11.0	309	-10	1	1.9	4.8
Monday, February 10, 2014	15:10	0:10	39	59	42	34	-16	12.0	309	-11	1	1.3	3.2
Monday, February 10, 2014	15:20	0:10	38	55	40	35	-16	12.1	309	-11	1	1.1	3.0
Monday, February 10, 2014	15:30	0:10	39	55	42	35	-16	12.3	307	-12	1	1.5	4.1
Monday, February 10, 2014	15:40	0:10	40	55	43	35	-16	12.0	303	-12	1	1.3	3.5
Monday, February 10, 2014	15:50	0:10	39	48	41	35	-17	11.1	299	-12	1	1.1	3.3
Monday, February 10, 2014	16:00	0:10	38	50	41	34	-16	10.5	302	-12	1	1.7	4.1
Monday, February 10, 2014	16:10	0:10	41	58	43	34	-16	10.0	300	-11	1	1.7	5.2
Monday, February 10, 2014	16:20	0:10	39	53	41	34	-17	9.1	305	-12	1	1.5	3.3
Monday, February 10, 2014	16:30	0:10	38	57	41	32	-16	9.2	312	-12	1	1.3	3.3
Monday, February 10, 2014	16:40	0:10	38	62	39	32	-17	10.6	314	-12	1	0.7	2.6
Monday, February 10, 2014	16:50	0:10	36	60	35	28	-17	10.4	312	-12	1	0.7	2.2
Monday, February 10, 2014	17:00	0:10	30	52	31	26	-16	10.2	307	-13	1	0.6	1.9
Monday, February 10, 2014	17:10	0:10	31	55	31	27	-16	9.5	308	-13	1	0.7	2.0
Monday, February 10, 2014	17:20	0:10	34	56	36	27	-16	9.7	308	-13	1	0.9	2.6
Monday, February 10, 2014	17:30	0:10	25	41	27	23	-16	9.0	310	-13	1	0.6	1.5
Monday, February 10, 2014	17:40	0:10	30	46	31	22	-17	8.7	310	-13	1	0.7	1.9
Monday, February 10, 2014	17:50	0:10	27	47	29	23	-16	8.1	311	-13	1	0.7	1.9
Monday, February 10, 2014	18:00	0:10	36	56	32	30	-17	8.3	307	-13	1	0.7	2.0
Monday, February 10, 2014	18:10	0:10	24	30	26	18	-17	8.1	308	-13	1	0.9	1.7
Monday, February 10, 2014	18:20	0:10	31	53	26	19	-17	8.1	311	-13	1	0.6	1.5
Monday, February 10, 2014	18:30	0:10	23	31	25	21	-17	8.7	308	-13	1	0.2	1.3
Monday, February 10, 2014	18:40	0:10	19	26	21	18	-16	8.3	309	-13	1	0.0	0.9
Monday, February 10, 2014	18:50	0:10	23	40	26	19	-16	8.6	309	-14	1	0.2	1.1
Monday, February 10, 2014	19:00	0:10	24	31	28	19	-17	8.8	307	-14	1	0.4	0.7
Monday, February 10, 2014	19:10	0:10	28	41	29	26	-18	7.9	308	-14	1	0.4	1.9
Monday, February 10, 2014	19:20	0:10	28	37	29	26	-17	6.4	314	-14	1	0.7	1.9
Monday, February 10, 2014	19:30	0:10	25	34	28	20	-17	7.0	308	-14	1	0.6	1.5
Monday, February 10, 2014	19:40	0:10	24	38	24	18	-17	7.1	307	-14	1	0.4	1.7
Monday, February 10, 2014	19:50	0:10	29	46	31	17	-16	7.0	303	-14	1	0.0	0.2
Monday, February 10, 2014	20:00	0:10	27	44	27	24	-17	7.0	303	-14	1	0.0	1.1
Monday, February 10, 2014	20:10	0:10	25	31	27	24	-16	7.2	303	-14	1	0.0	0.0
Monday, February 10, 2014	20:20	0:10	26	35	28	19	-17	6.5	305	-15	1	0.0	0.0
Monday, February 10, 2014	20:30	0:10	29	46	31	16	-17	6.6	307	-14	1	0.0	0.0
Monday, February 10, 2014	20:40	0:10	23	40	25	16	-17	6.9	309	-15	1	0.0	0.0
Monday, February 10, 2014	20:50	0:10	25	32	26	24	-16	6.6	304	-15	1	0.0	0.0
Monday, February 10, 2014	21:00	0:10	22	30	25	16	-16	6.6	304	-15	1	0.0	0.0
Monday, February 10, 2014	21:10	0:10	19	38	20	17	-16	6.8	311	-15	1	0.0	0.0
Monday, February 10, 2014	21:20	0:10	39	61	36	18	-16	7.0	313	-15	1	0.0	0.7
Monday, February 10, 2014	21:30	0:10	36										

Table B-6: Location 6 Winter Compliance Evaluation

Date	Time	Duration	Leq	Lmax	L(10)	L(90)	WT W6	WT W6	Onsite Met	Onsite Met	NWS Plymouth	Loc. 6	Loc. 6
	Start Time	(min)	(dBA)	(dBA)	(dBA)	(dBA)	Output (kW)	HH WS (m/s)	WD @ 75m (degrees)	Temp. (°C)	Precip. Obs.	Avg. WS @ 2m (m/s)	Gust WS @ 2m (m/s)
Monday, February 10, 2014	22:00	0:10	29	42	31	24	-16	7.5	325	-15		0.4	0.9
Monday, February 10, 2014	22:10	0:10	29	42	33	20	-16	7.2	325	-15		0.2	0.7
Monday, February 10, 2014	22:20	0:10	25	39	25	17	-16	6.7	322	-15		0.0	0.0
Monday, February 10, 2014	22:30	0:10	20	28	24	17	-16	6.2	319	-15		0.0	0.0
Monday, February 10, 2014	22:40	0:10	24	30	25	17	-17	5.9	317	-15		0.0	0.0
Monday, February 10, 2014	22:50	0:10	25	29	27	24	-16	6.2	314	-15		0.0	0.0
Monday, February 10, 2014	23:00	0:10	26	30	27	25	-17	5.9	315	-15		0.0	0.0
Monday, February 10, 2014	23:10	0:10	24	29	26	19	-29	5.9	317	-15		0.0	0.0
Monday, February 10, 2014	23:20	0:10	17	28	18	16	-31	5.6	317	-16		0.0	0.0
Monday, February 10, 2014	23:30	0:10	25	42	26	17	-32	5.7	316	-16		0.0	0.0
Monday, February 10, 2014	23:40	0:10	24	28	27	17	-32	5.7	316	-16		0.2	0.6
Monday, February 10, 2014	23:50	0:10	25	29	27	24	-32	5.0	316	-16		0.2	0.6
Tuesday, February 11, 2014	0:00	0:10	26	51	27	15	-32	4.9	318	-16		0.0	0.4
Tuesday, February 11, 2014	0:10	0:10	23	38	24	14	-32	4.9	319	-16		0.0	0.4
Tuesday, February 11, 2014	0:20	0:10	19	25	23	14	-31	5.4	319	-16		0.0	0.0
Tuesday, February 11, 2014	0:30	0:10	19	34	25	14	-31	5.1	320	-16		0.0	0.0
Tuesday, February 11, 2014	0:40	0:10	26	37	28	24	-31	5.0	319	-16		0.0	0.0
Tuesday, February 11, 2014	0:50	0:10	35	62	27	24	-31	5.0	317	-16		0.0	0.0
Tuesday, February 11, 2014	1:00	0:10	25	28	27	16	-31	5.1	320	-16		0.0	0.0
Tuesday, February 11, 2014	1:10	0:10	26	30	27	24	-31	5.3	320	-16		0.0	0.2
Tuesday, February 11, 2014	1:20	0:10	26	39	27	24	-31	5.1	317	-16		0.0	0.2
Tuesday, February 11, 2014	1:30	0:10	25	28	27	24	-31	5.5	314	-16		0.0	0.0
Tuesday, February 11, 2014	1:40	0:10	16	25	16	14	-31	5.6	309	-16		0.0	0.0
Tuesday, February 11, 2014	1:50	0:10	20	33	24	15	-31	5.8	306	-16		0.0	0.0
Tuesday, February 11, 2014	2:00	0:10	25	29	25	24	-30	5.7	303	-16		0.0	0.0
Tuesday, February 11, 2014	2:10	0:10	27	30	27	25	-32	5.9	301	-17		0.0	0.0
Tuesday, February 11, 2014	2:20	0:10	26	39	28	16	-30	5.6	301	-17		0.2	1.1
Tuesday, February 11, 2014	2:30	0:10	23	38	25	17	-30	5.4	301	-17		0.4	1.5
Tuesday, February 11, 2014	2:40	0:10	23	35	25	18	-30	5.8	304	-17		0.4	1.7
Tuesday, February 11, 2014	2:50	0:10	25	29	27	24	-30	6.1	305	-17		0.0	0.6
Tuesday, February 11, 2014	3:00	0:10	25	40	26	24	-30	6.4	305	-17		0.4	1.5
Tuesday, February 11, 2014	3:10	0:10	23	30	25	15	-30	6.6	306	-17		0.0	0.0
Tuesday, February 11, 2014	3:20	0:10	18	25	23	14	-30	6.2	302	-17		0.0	0.0
Tuesday, February 11, 2014	3:30	0:10	24	28	25	23	-30	5.6	298	-17		0.0	0.0
Tuesday, February 11, 2014	3:40	0:10	25	31	27	24	-27	5.5	297	-17		0.0	0.0
Tuesday, February 11, 2014	3:50	0:10	25	29	27	24	-4	5.1	294	-17		0.0	0.0
Tuesday, February 11, 2014	4:00	0:10	25	32	26	24	40	6.0	293	-17		0.0	0.2
Tuesday, February 11, 2014	4:10	0:10	22	30	24	14	15	6.0	291	-17		0.0	1.1
Tuesday, February 11, 2014	4:20	0:10	18	25	23	14	-37	5.3	292	-17		0.0	0.2
Tuesday, February 11, 2014	4:30	0:10	19	26	24	14	20	5.5	294	-17		0.0	0.0
Tuesday, February 11, 2014	4:40	0:10	26	39	26	23	10	5.1	295	-17		0.0	0.0
Tuesday, February 11, 2014	4:50	0:10	25	34	27	23	68	5.5	295	-17		0.0	0.4
Tuesday, February 11, 2014	5:00	0:10	24	44	27	15	90	5.8	298	-17		0.0	0.4
Tuesday, February 11, 2014	5:10	0:10	21	44	24	15	93	5.3	298	-17		0.0	0.0
Tuesday, February 11, 2014	5:20	0:10	21	30	23	15	123	5.8	297	-17		0.0	0.0
Tuesday, February 11, 2014	5:30	0:10	23	34	25	16	141	6.5	298	-17		0.0	0.0
Tuesday, February 11, 2014	5:40	0:10	27	43	27	23	-33	5.8	298	-17		0.0	0.0
Tuesday, February 11, 2014	5:50	0:10	24	26	24	23	-37	5.2	298	-17		0.0	0.0
Tuesday, February 11, 2014	6:00	0:10	25	36	27	23	-35	4.9	297	-17		0.0	0.0
Tuesday, February 11, 2014	6:10	0:10	30	52	30	15	-35	5.1	297	-17		0.0	0.0
Tuesday, February 11, 2014	6:20	0:10	34	51	31	25	-35	5.2	296	-17		0.0	0.0
Tuesday, February 11, 2014	6:30	0:10	28	45	30	20	-35	4.7	293	-17		0.0	0.0
Tuesday, February 11, 2014	6:40	0:10	31	44	34	25	9	4.6	295	-18		0.0	0.0
Tuesday, February 11, 2014	6:50	0:10	32	49	34	26	53	5.0	296	-17		0.0	0.0
Tuesday, February 11, 2014	7:00	0:10	35	51	39	26	-37	5.2	299	-17		0.0	0.0
Tuesday, February 11, 2014	7:10	0:10	29	42	31	23	-34	5.2	297	-17	1	0.0	0.0
Tuesday, February 11, 2014	7:20	0:10	30	47	31	24	-38	5.4	299	-17	1	0.0	0.0
Tuesday, February 11, 2014	7:30	0:10	31	46	33	27	-36	5.5	303	-17	1	0.4	0.7
Tuesday, February 11, 2014	7:40	0:10	30	45	33	25	-35	7.1	308	-17	1	0.4	0.9
Tuesday, February 11, 2014	7:50	0:10	30	43	32	26	-35	8.1	309	-16		0.2	0.9
Tuesday, February 11, 2014	8:00	0:10	37	58	36	27	-36	8.1	306	-16		0.2	0.9
Tuesday, February 11, 2014	8:10	0:10	44	69	48	29	-35	8.2	307	-17		0.4	1.3
Tuesday, February 11, 2014	8:20	0:10	49	53	51	47	-32	6.2	306	-16		0.7	1.5
Tuesday, February 11, 2014	8:30	0:10	46	63	52	30	-32	6.1	310	-16		0.6	1.7
Tuesday, February 11, 2014	8:40	0:10	36	58	39	28	-31	5.6	311	-15		0.7	1.9
Tuesday, February 11, 2014	8:50	0:10	33	53	33	26	-32	6.4	312	-15		0.6	1.5
Tuesday, February 11, 2014	9:00	0:10	32	45	34	28	-31	7.1	313	-15		0.6	2.0
Tuesday, February 11, 2014	9:10	0:10	28	39	30	25	-32	7.4	310	-15		0.4	1.1
Tuesday, February 11, 2014	9:20	0:10	33	50	38	27	-31	8.0	312	-15		0.7	2.2
Tuesday, February 11, 2014	9:30	0:10	38	53	41	33	-32	8.9	311	-15		1.3	5.2
Tuesday, February 11, 2014	9:40	0:10	32	42	34	30	-32	9.5	307	-15		0.9	2.8
Tuesday, February 11, 2014	9:50	0:10	34	50	37	30	-32	9.6	309	-14		0.9	2.8
Tuesday, February 11, 2014	10:00	0:10	39	56	43	31	-32	10.1	309	-14		1.5	4.1
Tuesday, February 11, 2014	10:10	0:10	45	66	48	37	-27	8.7	310	-14		2.2	5.2
Tuesday, February 11, 2014	10:20	0:10	40	57	42	35	-17	9.9	304	-14		1.7	4.3
Tuesday, February 11, 2014	10:30	0:10	42	58	45	37	-17	10.6	302	-13		1.7	4.1
Tuesday, February 11, 2014	10:40	0:10	42	58	44	37	-17	9.4	307	-13		1.5	4.3
Tuesday, February 11, 2014	10:50	0:10	38	53	40	34	-17	9.0	302	-13		1.3	3.7
Tuesday, February 11, 2014	11:00	0:10	39	51	42	35	-17	9.9	312	-13		1.5	3.2
Tuesday, February 11, 2014	11:10	0:10	38	54	39	32	-17	9.1	300	-13		1.3	3.3
Tuesday, February 11, 2014	11:20	0:10	37	53	40	32	20	8.5	301	-13		0.9	2.8
Tuesday, February 11, 2014	11:30	0:10	35	45	37	31	1394	10.4	300	-12		0.9	2.8
Tuesday, February 11, 2014	11:40	0:10	36	50	39	33	399	9.5	294	-12		1.3	3.7
Tuesday, February 11, 2014	11:50	0:10	40	59	42	31	-38	9.5	306	-12		2.0	4.6
Tuesday, February 11, 2014	12:00	0:10	39	55	40	34	15	9.2	310	-13		1.9	4.3
Tuesday, February 11, 2014	12:10	0:10	39	54	42	34	-39	10.0	315	-13		1.9	3.7
Tuesday, February 11, 2014	12:20	0:10	41	54	43	37	-36	10.9	311	-13		2.2	4.6
Tuesday, February 11, 2014	12:30	0:10	41	59	42	33	-35	10.8	310	-13		2.0	5.2
Tuesday, February 11, 2014	12:40	0:10	39	58	42	35	-36	11.3	311	-13		1.3	4.3
Tuesday, February 11, 2014	12:50	0:10	41	58	43	37	-35	12.0	308	-13		1.5	4.3
Tuesday, February 11, 2014	13:00	0:10	46	67	46	39	-34	12.3	306	-12		2.4	5.4
Tuesday, February 11, 2014	13:10	0:10	41	55	44	32	-32	11.8	298	-12		1.7	5.0
Tuesday, February 11, 2014	13:20	0:10	43	59	45	38	-32	10.5	296	-12		1.5	3.9
Tuesday, February 11, 2014	13:30	0:10	43	59	45	37	-32	11.5	290	-11		1.7	3.2
Tuesday, February 11, 2014	13:40	0:10	45	57	48	36	-32	12.8	301	-11		1.9	5.9
Tuesday, February 11, 2014	13:50	0:10	43	57	46	36	-32	11.9	307	-11		2.2	5.2
Tuesday, February 11, 2014	14:00	0:10	42	59	45	36	-28	11.9	307	-11		1.7	4.4
Tuesday, February 11, 2014	14:10	0:10	43	56	47	36	-17	10.9	297	-11		1.9	5.2
Tuesday, February 11, 2014	14:20	0:10	40	62	42	33	-17	11.9	304	-11		1.7	4.8
Tuesday, February 11, 2014	14:30	0:10	40	50	42	37	-17	10.9	313	-12		1.1	3.7
Tuesday, February 11, 2014	14:40	0:10	52	68	54	40	-16	11.0	310	-13		1.3	4.3
Tuesday, February 11, 2014	14:50	0:10											

Table B-6: Location 6 Winter Compliance Evaluation

Date	Time	Duration	Leq	Lmax	L(10)	L(90)	WT W6	WT W6	Onsite Met	Onsite Met	NWS Plymouth	Loc. 6	Loc. 6
	Start Time	(min)	(dBA)	(dBA)	(dBA)	(dBA)	Output (kW)	HH WS (m/s)	WD @ 75m (degrees)	Temp. (°C)	Precip. Obs.	Avg. WS @ 2m (m/s)	Gust WS @ 2m (m/s)
Tuesday, February 11, 2014	15:00	0:10	42	58	45	36	-17	9.6	319	-12		1.3	3.3
Tuesday, February 11, 2014	15:10	0:10	43	57	46	38	-16	11.6	314	-12		1.7	3.3
Tuesday, February 11, 2014	15:20	0:10	40	57	43	34	-16	12.4	308	-12		1.7	5.4
Tuesday, February 11, 2014	15:30	0:10	41	53	44	35	-16	11.1	306	-12		1.5	3.7
Tuesday, February 11, 2014	15:40	0:10	45	59	48	40	-16	12.3	311	-12		2.0	4.8
Tuesday, February 11, 2014	15:50	0:10	44	62	45	39	-16	11.2	308	-13		1.7	4.8
Tuesday, February 11, 2014	16:00	0:10	44	63	45	38	-16	11.2	307	-13		1.9	5.2
Tuesday, February 11, 2014	16:10	0:10	42	56	45	36	-17	11.6	308	-13		1.7	4.3
Tuesday, February 11, 2014	16:20	0:10	36	56	38	33	-17	10.6	306	-13		1.3	3.0
Tuesday, February 11, 2014	16:30	0:10	38	52	41	32	-17	11.4	314	-13		1.3	3.7
Tuesday, February 11, 2014	16:40	0:10	37	53	39	32	-17	11.9	317	-14		0.7	3.5
Tuesday, February 11, 2014	16:50	0:10	38	53	41	34	-16	11.9	307	-14		1.1	2.8
Tuesday, February 11, 2014	17:00	0:10	38	54	40	32	-17	11.3	308	-14		0.9	2.4
Tuesday, February 11, 2014	17:10	0:10	40	56	41	34	-17	11.3	309	-14		0.9	3.2
Tuesday, February 11, 2014	17:20	0:10	42	61	44	31	-16	10.5	311	-15		0.6	1.9
Tuesday, February 11, 2014	17:30	0:10	39	54	41	35	-17	9.1	313	-15		0.7	2.8
Tuesday, February 11, 2014	17:40	0:10	42	55	44	38	-18	8.4	320	-15		1.1	3.5
Tuesday, February 11, 2014	17:50	0:10	43	57	46	36	-17	7.6	322	-15		1.3	3.2
Tuesday, February 11, 2014	18:00	0:10	45	63	47	34	-17	8.5	324	-15		0.9	2.2
Tuesday, February 11, 2014	18:10	0:10	40	58	42	33	-17	8.6	323	-15		1.1	3.2
Tuesday, February 11, 2014	18:20	0:10	40	58	38	33	-17	8.2	323	-15		0.9	2.4
Tuesday, February 11, 2014	18:30	0:10	38	52	41	35	-17	8.3	324	-16		1.3	3.5
Tuesday, February 11, 2014	18:40	0:10	39	53	42	34	-17	8.8	322	-16		1.1	2.6
Tuesday, February 11, 2014	18:50	0:10	39	53	40	34	-17	9.3	323	-16		0.7	1.9
Tuesday, February 11, 2014	19:00	0:10	41	53	43	37	-17	8.7	320	-16		0.9	4.8
Tuesday, February 11, 2014	19:10	0:10	41	49	43	37	-17	8.5	319	-16		0.7	2.4
Tuesday, February 11, 2014	19:20	0:10	41	47	43	38	-17	10.4	321	-16		0.7	2.8
Tuesday, February 11, 2014	19:30	0:10	41	49	44	37	-16	11.7	321	-16		0.7	3.0
Tuesday, February 11, 2014	19:40	0:10	42	49	45	38	-17	10.0	324	-17		0.7	3.5
Tuesday, February 11, 2014	19:50	0:10	41	52	44	37	-17	10.3	319	-17		0.9	2.6
Tuesday, February 11, 2014	20:00	0:10	45	62	47	39	-17	11.1	316	-17		1.3	3.9
Tuesday, February 11, 2014	20:10	0:10	46	64	48	41	-17	11.6	319	-18		1.3	3.2
Tuesday, February 11, 2014	20:20	0:10	42	53	44	40	-25	11.2	319	-18		1.3	3.7
Tuesday, February 11, 2014	20:30	0:10	46	56	48	39	-32	11.6	325	-18		1.5	4.6
Tuesday, February 11, 2014	20:40	0:10	43	56	45	35	-33	10.2	329	-18		1.1	3.2
Tuesday, February 11, 2014	20:50	0:10	44	65	44	36	-33	10.7	328	-18		1.1	3.2
Tuesday, February 11, 2014	21:00	0:10	45	61	48	37	-33	11.6	330	-18		1.3	4.6
Tuesday, February 11, 2014	21:10	0:10	43	58	45	37	-33	10.5	326	-18		1.1	3.2
Tuesday, February 11, 2014	21:20	0:10	40	46	42	37	-32	10.3	322	-18		1.1	3.5
Tuesday, February 11, 2014	21:30	0:10	42	55	45	37	-32	8.8	324	-18		1.1	2.6
Tuesday, February 11, 2014	21:40	0:10	41	53	44	36	-33	9.1	323	-19		1.1	4.1
Tuesday, February 11, 2014	21:50	0:10	40	54	43	35	-33	9.2	326	-19		1.1	3.2
Tuesday, February 11, 2014	22:00	0:10	39	48	41	36	-33	8.7	329	-19		1.1	3.3
Tuesday, February 11, 2014	22:10	0:10	42	49	44	38	-33	8.8	324	-19		1.3	3.3
Tuesday, February 11, 2014	22:20	0:10	41	48	43	38	-32	11.5	331	-19		1.5	3.9
Tuesday, February 11, 2014	22:30	0:10	42	55	44	40	-32	10.2	337	-19		1.7	3.7
Tuesday, February 11, 2014	22:40	0:10	38	48	40	34	-33	9.9	332	-19		0.9	3.5
Tuesday, February 11, 2014	22:50	0:10	34	53	36	30	-32	11.0	332	-19		0.4	2.8
Tuesday, February 11, 2014	23:00	0:10	30	37	33	28	-32	9.5	328	-19		0.2	1.3
Tuesday, February 11, 2014	23:10	0:10	35	53	35	29	-32	8.6	329	-19		0.2	2.2
Tuesday, February 11, 2014	23:20	0:10	33	38	35	31	-32	7.2	328	-19		0.7	2.0
Tuesday, February 11, 2014	23:30	0:10	36	45	38	33	-33	6.2	329	-19		0.6	1.5
Tuesday, February 11, 2014	23:40	0:10	39	50	41	36	-33	8.9	333	-19		0.7	2.4
Tuesday, February 11, 2014	23:50	0:10	45	57	48	40	-33	8.8	330	-20		1.5	4.3
Wednesday, February 12, 2014	0:00	0:10	45	53	47	42	-34	8.2	329	-20		1.5	3.5
Wednesday, February 12, 2014	0:10	0:10	40	48	43	37	-33	8.4	326	-20		1.1	3.0
Wednesday, February 12, 2014	0:20	0:10	41	48	43	39	-32	11.5	327	-20		1.3	2.6
Wednesday, February 12, 2014	0:30	0:10	41	53	44	38	-33	12.4	323	-20		1.3	2.6
Wednesday, February 12, 2014	0:40	0:10	42	50	44	39	-32	13.0	322	-20		1.7	3.7
Wednesday, February 12, 2014	0:50	0:10	41	52	43	37	-33	13.8	318	-20		1.5	4.8
Wednesday, February 12, 2014	1:00	0:10	38	53	40	34	-33	12.4	319	-20		1.5	3.9
Wednesday, February 12, 2014	1:10	0:10	36	52	37	32	-32	11.6	317	-20		1.3	3.7
Wednesday, February 12, 2014	1:20	0:10	38	52	42	32	-32	11.9	319	-20		1.3	3.0
Wednesday, February 12, 2014	1:30	0:10	40	53	42	36	-32	11.7	323	-20		1.5	3.3
Wednesday, February 12, 2014	1:40	0:10	39	51	42	35	-32	10.8	320	-20		1.5	3.3
Wednesday, February 12, 2014	1:50	0:10	37	46	39	34	-32	10.3	321	-20		1.3	3.3
Wednesday, February 12, 2014	2:00	0:10	37	50	40	33	-33	10.2	322	-20		1.1	2.4
Wednesday, February 12, 2014	2:10	0:10	37	51	41	32	-32	8.9	319	-20		0.9	3.9
Wednesday, February 12, 2014	2:20	0:10	39	48	43	30	-32	8.5	322	-20		0.9	2.8
Wednesday, February 12, 2014	2:30	0:10	41	51	44	36	-31	8.8	317	-20		1.1	2.6
Wednesday, February 12, 2014	2:40	0:10	39	47	41	35	-31	10.2	317	-20		1.1	2.8
Wednesday, February 12, 2014	2:50	0:10	39	44	41	36	-32	10.5	319	-20		0.9	2.2
Wednesday, February 12, 2014	3:00	0:10	40	62	42	36	-32	10.4	321	-19		0.9	2.2
Wednesday, February 12, 2014	3:10	0:10	40	49	42	36	-34	10.8	321	-19		1.3	2.6
Wednesday, February 12, 2014	3:20	0:10	39	46	41	34	-32	9.7	319	-19		0.9	3.0
Wednesday, February 12, 2014	3:30	0:10	38	55	41	35	-32	11.3	316	-20		0.9	2.6
Wednesday, February 12, 2014	3:40	0:10	40	56	42	37	-33	13.0	319	-19		1.5	3.7
Wednesday, February 12, 2014	3:50	0:10	39	51	42	35	-32	12.7	323	-19		1.3	3.0
Wednesday, February 12, 2014	4:00	0:10	44	55	48	35	-32	13.7	320	-19		1.1	4.1
Wednesday, February 12, 2014	4:10	0:10	48	63	51	43	-34	13.2	322	-19		1.5	4.6
Wednesday, February 12, 2014	4:20	0:10	46	55	48	41	-33	13.2	316	-20		1.5	4.4
Wednesday, February 12, 2014	4:30	0:10	42	50	44	38	-32	12.6	313	-20		1.3	3.2
Wednesday, February 12, 2014	4:40	0:10	40	51	42	37	-33	12.1	315	-20		0.9	2.8
Wednesday, February 12, 2014	4:50	0:10	39	47	42	34	-33	12.2	320	-20		0.9	3.3
Wednesday, February 12, 2014	5:00	0:10	37	46	39	35	-32	13.1	321	-19		1.1	3.0
Wednesday, February 12, 2014	5:10	0:10	38	51	42	32	-33	11.7	324	-19		0.9	3.2
Wednesday, February 12, 2014	5:20	0:10	33	47	36	29	-34	11.3	330	-19		0.9	2.4
Wednesday, February 12, 2014	5:30	0:10	30	42	34	25	-33	10.8	324	-19		0.7	2.2
Wednesday, February 12, 2014	5:40	0:10	38	60	41	29	-32	10.4	321	-20		1.5	4.6
Wednesday, February 12, 2014	5:50	0:10	37	49	38	34	-33	11.7	320	-20		1.5	3.9
Wednesday, February 12, 2014	6:00	0:10	37	51	40	33	-33	11.0	324	-20		1.5	4.4
Wednesday, February 12, 2014	6:10	0:10	36	51	38	34	-33	10.5	324	-20		1.1	3.3
Wednesday, February 12, 2014	6:20	0:10	39	55	42	35	-33	11.0	327	-20		1.3	2.8
Wednesday, February 12, 2014	6:30	0:10	40	53	43	34	-33	10.6	329	-19		1.5	3.5
Wednesday, February 12, 2014	6:40	0:10	38	48	42	30	-33	10.5	333	-19		1.1	3.3
Wednesday, February 12, 2014	6:50	0:10	40	51	43	35	-32	10.5	330	-19		0.9	3.3
Wednesday, February 12, 2014	7:00	0:10	38	57	41	32	-33	10.8	320	-19		0.9	2.0
Wednesday, February 12, 2014	7:10	0:10	37	47	39	34	-33	10.8	326	-19		0.9	2.2
Wednesday, February 12, 2014	7:20	0:10	32	39	34	30	-32	11.0	323	-19		0.7	2.0
Wednesday, February 12, 2014	7:30	0:10	32	38	34	30	-32	11.6	323	-19		0.7	1.5
Wednesday, February 12, 2014	7:40	0:10	35	44	37	33	-34	11.0	327	-18			

Table B-6: Location 6 Winter Compliance Evaluation

Date	Time	Duration	Leq	Lmax	L(10)	L(90)	WT W6	WT W6	Onsite Met	Onsite Met	NWS Plymouth	Loc. 6	Loc. 6
	Start Time	(min)	(dBA)	(dBA)	(dBA)	(dBA)	Output (kW)	HH WS (m/s)	WD @ 75m (degrees)	Temp. (°C)	Precip. Obs.	Avg. WS @ 2m (m/s)	Gust WS @ 2m (m/s)
Wednesday, February 12, 2014	8:00	0:10	44	61	46	31	-33	8.8	360	-17		0.9	2.6
Wednesday, February 12, 2014	8:10	0:10	36	48	38	31	-33	8.3	10	-17		1.5	3.2
Wednesday, February 12, 2014	8:20	0:10	34	46	36	30	-33	7.7	6	-16		1.1	2.8
Wednesday, February 12, 2014	8:30	0:10	32	45	35	27	-32	6.6	21	-14		0.9	2.0
Wednesday, February 12, 2014	8:40	0:10	32	48	35	28	-32	5.3	29	-13		0.9	2.2
Wednesday, February 12, 2014	8:50	0:10	31	46	33	28	-31	3.4	24	-12		0.7	2.4
Wednesday, February 12, 2014	9:00						-31	2.9	35	-11		0.4	0.9
Wednesday, February 12, 2014	9:10						-31	1.0	41	-11		0.7	1.9
Wednesday, February 12, 2014	9:20						-31	2.1	34	-10		0.9	2.0
Wednesday, February 12, 2014	9:30						-31	3.7	34	-10		0.9	2.2
Wednesday, February 12, 2014	9:40						35	5.5	34	-10		0.9	2.6
Wednesday, February 12, 2014	9:50						-38	4.9	43	-10		0.6	1.5
Wednesday, February 12, 2014	10:00						-36	4.3	85	-9		0.4	1.9
Wednesday, February 12, 2014	10:10						-35	2.9	119	-9		0.6	1.9
Wednesday, February 12, 2014	10:20	0:10	61	78	65	40	-35	2.4	124	-9		0.7	1.9
Wednesday, February 12, 2014	10:30	0:10	38	61	38	25	-34	2.1	166	-9		0.9	2.6
Wednesday, February 12, 2014	10:40	0:10	36	55	34	24	-34	3.1	207	-9		0.6	1.7
Wednesday, February 12, 2014	10:50	0:10	30	47	30	20	-30	1.8	207	-8		0.7	2.2
Wednesday, February 12, 2014	11:00	0:10	26	48	27	17	-30	2.7	186	-9		0.4	1.9
Wednesday, February 12, 2014	11:10	0:10	37	54	37	23	-30	2.5	181	-8		0.6	1.5
Wednesday, February 12, 2014	11:20	0:10	30	47	34	23	-30	2.0	190	-8		0.4	1.5
Wednesday, February 12, 2014	11:30	0:10	26	48	27	23	-30	1.8	180	-7		0.6	1.3
Wednesday, February 12, 2014	11:40	0:10	31	52	35	19	-30	3.1	190	-7		0.7	1.7
Wednesday, February 12, 2014	11:50	0:10	32	55	32	18	-18	1.5	194	-7		0.7	2.0
Wednesday, February 12, 2014	12:00	0:10	27	48	28	20	-16	2.4	204	-7		0.7	1.7
Wednesday, February 12, 2014	12:10	0:10	37	59	36	23	-16	3.0	193	-7		0.7	2.2
Wednesday, February 12, 2014	12:20	0:10	31	51	34	24	-16	3.0	192	-6		0.7	1.7
Wednesday, February 12, 2014	12:30	0:10	38	54	42	23	-17	2.1	179	-6		0.9	2.4
Wednesday, February 12, 2014	12:40	0:10	27	41	30	19	-16	2.9	179	-6		0.9	1.9
Wednesday, February 12, 2014	12:50	0:10	32	55	36	22	-17	3.6	177	-6		1.3	3.3
Wednesday, February 12, 2014	13:00	0:10	32	44	36	27	-17	3.0	177	-6		0.6	1.9
Wednesday, February 12, 2014	13:10	0:10	28	38	29	25	-12	4.1	176	-6		0.9	2.6
Wednesday, February 12, 2014	13:20	0:10	36	65	35	27	-14	3.4	174	-6		1.3	4.3
Wednesday, February 12, 2014	13:30	0:10	38	67	35	25	32	4.4	174	-6		0.9	1.9
Wednesday, February 12, 2014	13:40	0:10	48	82	35	24	-3	4.5	176	-6		0.7	3.2
Wednesday, February 12, 2014	13:50	0:10	29	48	32	23	3	4.8	173	-6		1.1	2.6
Wednesday, February 12, 2014	14:00	0:10	30	42	32	23	-21	5.6	170	-6		0.9	2.4
Wednesday, February 12, 2014	14:10	0:10	30	47	33	23	-23	5.2	165	-6		0.9	2.4
Wednesday, February 12, 2014	14:20	0:10	28	34	30	25	-20	5.6	157	-6		1.1	2.2
Wednesday, February 12, 2014	14:30	0:10	27	47	28	23	-20	5.6	156	-6		0.7	2.6
Wednesday, February 12, 2014	14:40	0:10	31	38	35	23	-21	5.4	156	-6		0.7	2.6
Wednesday, February 12, 2014	14:50	0:10	33	50	36	26	-21	5.1	160	-6		1.5	3.2
Wednesday, February 12, 2014	15:00	0:10	32	51	34	28	-8	5.3	163	-6		1.5	3.3
Wednesday, February 12, 2014	15:10	0:10	36	52	39	26	-16	5.6	158	-6		0.7	2.8
Wednesday, February 12, 2014	15:20	0:10	38	52	42	28	-14	6.0	161	-6		0.6	1.9
Wednesday, February 12, 2014	15:30	0:10	33	45	35	29	-5	6.8	163	-6		0.7	2.2
Wednesday, February 12, 2014	15:40	0:10	34	45	36	28	-5	7.1	163	-7		0.7	2.0
Wednesday, February 12, 2014	15:50	0:10	33	53	32	26	-8	6.8	160	-7		0.6	1.7
Wednesday, February 12, 2014	16:00	0:10	54	71	58	26	-6	6.3	157	-7		0.7	1.9
Wednesday, February 12, 2014	16:10	0:10	48	69	42	30	-33	6.5	157	-8		1.1	2.4
Wednesday, February 12, 2014	16:20	0:10	30	42	32	26	-27	4.9	151	-8		0.9	2.0
Wednesday, February 12, 2014	16:30	0:10	34	54	38	25	-39	4.6	148	-8		0.7	1.9
Wednesday, February 12, 2014	16:40	0:10	31	49	33	21	-27	5.0	145	-8		0.6	1.9
Wednesday, February 12, 2014	16:50	0:10	36	64	29	24	-36	4.7	146	-8		0.2	1.3
Wednesday, February 12, 2014	17:00	0:10	38	63	36	24	-35	3.7	148	-9		0.0	0.2
Wednesday, February 12, 2014	17:10	0:10	38	62	32	21	-34	3.1	148	-9		0.0	0.0
Wednesday, February 12, 2014	17:20	0:10	36	56	38	16	-31	3.6	152	-9		0.0	0.0
Wednesday, February 12, 2014	17:30	0:10	34	57	31	17	-36	4.7	155	-9		0.0	0.0
Wednesday, February 12, 2014	17:40	0:10	32	54	35	24	-24	5.2	152	-9		0.6	1.9
Wednesday, February 12, 2014	17:50	0:10	31	50	34	26	-18	6.0	148	-10		0.7	1.1
Wednesday, February 12, 2014	18:00	0:10	26	37	30	18	-19	6.7	151	-10		0.6	1.1
Wednesday, February 12, 2014	18:10	0:10	21	33	24	16	-17	7.1	150	-10		0.6	0.9
Wednesday, February 12, 2014	18:20	0:10	31	50	33	19	-9	8.5	151	-10		0.6	1.3
Wednesday, February 12, 2014	18:30	0:10	37	53	42	17	-15	8.7	152	-10		0.7	1.3
Wednesday, February 12, 2014	18:40	0:10	33	55	35	18	-13	9.0	156	-10		0.2	0.7
Wednesday, February 12, 2014	18:50	0:10	29	57	27	15	-15	8.8	155	-10		0.0	0.0
Wednesday, February 12, 2014	19:00	0:10	39	61	35	23	789	8.9	158	-10		0.0	0.0
Wednesday, February 12, 2014	19:10	0:10	26	32	27	24	958	8.8	158	-10		0.0	0.9
Wednesday, February 12, 2014	19:20	0:10	48	71	27	21	902	8.8	156	-10		0.6	1.1
Wednesday, February 12, 2014	19:30	0:10	23	38	26	20	972	8.9	157	-10		0.7	1.5
Wednesday, February 12, 2014	19:40	0:10	35	63	32	19	989	8.9	157	-10		0.4	0.9
Wednesday, February 12, 2014	19:50	0:10	22	26	24	20	918	8.9	159	-11		0.6	1.1
Wednesday, February 12, 2014	20:00	0:10	27	41	27	23	573	7.7	161	-11		0.6	1.1
Wednesday, February 12, 2014	20:10	0:10	26	38	28	20	478	7.5	159	-11		0.2	0.9
Wednesday, February 12, 2014	20:20	0:10	27	38	28	25	713	8.2	160	-11		0.0	0.6
Wednesday, February 12, 2014	20:30	0:10	26	37	27	24	642	8.0	162	-11		0.0	0.0
Wednesday, February 12, 2014	20:40	0:10	32	48	35	25	592	7.6	163	-11		0.0	0.0
Wednesday, February 12, 2014	20:50	0:10	17	32	20	15	232	6.1	164	-11		0.0	0.0
Wednesday, February 12, 2014	21:00	0:10	19	43	25	14	217	5.8	165	-11		0.0	0.7
Wednesday, February 12, 2014	21:10	0:10	27	39	28	25	247	6.0	166	-11		0.2	0.7
Wednesday, February 12, 2014	21:20	0:10	29	48	28	24	216	5.9	165	-11		0.0	0.2
Wednesday, February 12, 2014	21:30	0:10	28	46	29	23	157	5.9	160	-11		0.0	0.0
Wednesday, February 12, 2014	21:40	0:10	22	27	24	13	46	4.8	159	-11		0.0	0.0
Wednesday, February 12, 2014	21:50	0:10	16	37	14	13	105	5.7	159	-11		0.0	0.0
Wednesday, February 12, 2014	22:00	0:10	23	26	24	14	131	5.9	156	-12		0.0	0.0
Wednesday, February 12, 2014	22:10	0:10	27	40	27	23	76	5.0	164	-12		0.0	0.0
Wednesday, February 12, 2014	22:20	0:10	27	47	28	24	38	4.6	169	-12		0.0	0.0
Wednesday, February 12, 2014	22:30	0:10	25	32	27	24	103	5.3	171	-12		0.2	0.6
Wednesday, February 12, 2014	22:40	0:10	25	27	26	23	199	6.3	167	-12		0.0	0.2
Wednesday, February 12, 2014	22:50	0:10	22	28	27	13	123	5.7	163	-11		0.0	0.0
Wednesday, February 12, 2014	23:00	0:10	13	21	14	13	211	5.9	170	-11		0.0	0.0
Wednesday, February 12, 2014	23:10	0:10	14	32	14	13	188	5.7	171	-11		0.0	0.0
Wednesday, February 12, 2014	23:20	0:10	23	34	24	13	77	4.8	168	-11		0.0	0.0
Wednesday, February 12, 2014	23:30	0:10	21	26	24	13	5	4.2	159	-12		0.0	0.0
Wednesday, February 12, 2014	23:40	0:10	25	28	27	13	-29	3.7	160	-12		0.0	0.0
Wednesday, February 12, 2014	23:50	0:10	27	39	28	24	-41	3.5	160	-11		0.0	0.0
Thursday, February 13, 2014	0:00	0:10	21	31	25	13	-32	4.3	161	-11		0.0	0.0
Thursday, February 13, 2014	0:10	0:10	17	42	14	13	-34	3.2	154	-11		0.2	0.6
Thursday, February 13, 2014	0:20	0:10	21	37	24	14	26	4.7	155	-12		0.2	0.7
Thursday, February 13, 2014	0:30	0:10	25	32	27	14	6	4.0	157	-12		0.0	0.0
Thursday, February 13, 2014	0:40	0:10	28	43	28	24	-7	4.1	162	-12		0.0	0.2
Thursday, February 13, 2014	0:50	0:10	25	28	26	23	-14	4.4	156	-12		0.0	0.0

Table B-6: Location 6 Winter Compliance Evaluation

Date	Time	Duration	Leq	Lmax	L(10)	L(90)	WT W6	WT W6	Onsite Met	Onsite Met	NWS Plymouth	Loc. 6	Loc. 6
	Start Time	(min)	(dBA)	(dBA)	(dBA)	(dBA)	Output (kW)	HH WS (m/s)	WD @ 75m (degrees)	Temp. (°C)	Precip. Obs.	Avg. WS @ 2m (m/s)	Gust WS @ 2m (m/s)
Thursday, February 13, 2014	1:00	0:10	24	28	27	23	-6	4.0	154	-12		0.0	0.0
Thursday, February 13, 2014	1:10	0:10	14	19	15	14	21	5.5	158	-12		0.0	0.0
Thursday, February 13, 2014	1:20	0:10	17	26	18	15	93	5.8	159	-12		0.0	0.0
Thursday, February 13, 2014	1:30	0:10	26	29	27	24	139	5.9	160	-12		0.0	0.0
Thursday, February 13, 2014	1:40	0:10	26	28	27	24	115	6.0	163	-12		0.2	0.7
Thursday, February 13, 2014	1:50	0:10	23	27	25	14	128	6.0	167	-12		0.0	0.6
Thursday, February 13, 2014	2:00	0:10	20	26	24	13	-41	5.0	172	-12		0.0	0.0
Thursday, February 13, 2014	2:10	0:10	20	36	18	14	-39	5.5	174	-12		0.0	0.0
Thursday, February 13, 2014	2:20	0:10	36	61	25	13	-39	5.0	178	-13		0.0	0.0
Thursday, February 13, 2014	2:30	0:10	25	43	26	24	-38	3.6	190	-12		0.0	0.0
Thursday, February 13, 2014	2:40	0:10	26	28	27	23	-39	4.3	184	-11		0.2	0.7
Thursday, February 13, 2014	2:50	0:10	24	31	27	15	-39	4.7	181	-11		0.2	0.7
Thursday, February 13, 2014	3:00	0:10	21	26	25	16	61	4.9	184	-11		0.6	0.9
Thursday, February 13, 2014	3:10	0:10	23	29	25	15	27	4.7	186	-11		0.0	0.4
Thursday, February 13, 2014	3:20	0:10	24	32	24	23	37	4.3	186	-10		0.0	0.6
Thursday, February 13, 2014	3:30	0:10	24	36	24	23	56	4.8	181	-10		0.0	0.0
Thursday, February 13, 2014	3:40	0:10	26	28	27	23	65	5.3	176	-10		0.0	0.0
Thursday, February 13, 2014	3:50	0:10	23	28	27	13	77	5.7	173	-10		0.0	0.0
Thursday, February 13, 2014	4:00	0:10	21	25	24	14	124	5.5	166	-10		0.6	1.1
Thursday, February 13, 2014	4:10	0:10	21	26	24	15	118	6.0	164	-10		0.6	0.9
Thursday, February 13, 2014	4:20	0:10	15	33	16	14	97	6.0	164	-10		0.4	1.3
Thursday, February 13, 2014	4:30	0:10	24	36	25	23	87	5.3	160	-10		0.0	0.4
Thursday, February 13, 2014	4:40	0:10	25	28	27	23	66	5.2	148	-10		0.6	0.9
Thursday, February 13, 2014	4:50	0:10	25	37	26	23	56	5.5	148	-10		0.2	0.7
Thursday, February 13, 2014	5:00	0:10	23	27	26	14	58	5.6	151	-10		0.4	0.9
Thursday, February 13, 2014	5:10	0:10	20	26	24	15	86	5.7	142	-11		0.4	0.9
Thursday, February 13, 2014	5:20	0:10	24	28	25	23	102	5.4	131	-11		0.6	0.9
Thursday, February 13, 2014	5:30	0:10	26	38	27	23	108	6.0	130	-12		0.0	0.4
Thursday, February 13, 2014	5:40	0:10	25	31	26	23	199	6.3	122	-12		0.0	0.0
Thursday, February 13, 2014	5:50	0:10	24	37	27	15	206	6.1	128	-12		0.0	0.0
Thursday, February 13, 2014	6:00	0:10	22	30	24	15	167	5.6	124	-12		0.2	0.7
Thursday, February 13, 2014	6:10	0:10	20	38	18	15	123	6.1	123	-11		0.2	0.6
Thursday, February 13, 2014	6:20	0:10	39	68	34	18	113	5.4	119	-11		0.0	0.0
Thursday, February 13, 2014	6:30	0:10	27	44	26	16	192	6.4	109	-11		0.0	0.4
Thursday, February 13, 2014	6:40	0:10	29	44	28	24	171	6.0	116	-11		0.4	0.7
Thursday, February 13, 2014	6:50	0:10	28	43	27	24	167	5.8	114	-11		0.0	0.6
Thursday, February 13, 2014	7:00	0:10	32	50	36	24	135	5.7	113	-11		0.0	0.4
Thursday, February 13, 2014	7:10	0:10	36	55	35	17	192	6.3	106	-11		0.0	0.0
Thursday, February 13, 2014	7:20	0:10	38	62	28	18	340	7.2	112	-11		0.0	0.7
Thursday, February 13, 2014	7:30	0:10	28	43	30	25	295	7.2	109	-11		0.0	0.4
Thursday, February 13, 2014	7:40	0:10	31	46	31	25	348	6.8	99	-10		0.0	0.2
Thursday, February 13, 2014	7:50	0:10	25	34	26	24	371	7.5	101	-10		0.0	0.0
Thursday, February 13, 2014	8:00	0:10	33	55	29	21	323	6.9	105	-10		0.0	0.6
Thursday, February 13, 2014	8:10	0:10	31	49	34	20	231	7.0	106	-10		0.2	0.9
Thursday, February 13, 2014	8:20	0:10	39	58	38	25	247	6.5	89	-10		0.0	0.6
Thursday, February 13, 2014	8:30	0:10	29	42	33	25	310	6.7	88	-10		0.2	1.1
Thursday, February 13, 2014	8:40	0:10	25	38	26	19	311	6.7	94	-10		0.4	0.9
Thursday, February 13, 2014	8:50	0:10	28	54	23	19	221	6.3	100	-10		0.2	0.9
Thursday, February 13, 2014	9:00	0:10	32	53	32	19	321	7.1	102	-10		0.0	0.4
Thursday, February 13, 2014	9:10	0:10	29	46	30	25	442	7.4	92	-9		0.0	1.3
Thursday, February 13, 2014	9:20	0:10	28	41	29	24	284	8.4	90	-9		0.4	1.3
Thursday, February 13, 2014	9:30	0:10	35	54	35	22	-999	-999.0	86	-9		0.6	1.3
Thursday, February 13, 2014	9:40	0:10	31	51	29	20	-999	-999.0	82	-9		0.4	1.1
Thursday, February 13, 2014	9:50	0:10	34	52	34	20	-999	-999.0	84	-9		0.4	1.3
Thursday, February 13, 2014	10:00	0:10	36	57	30	21	-999	-999.0	75	-8		0.4	1.5
Thursday, February 13, 2014	10:10	0:10	26	39	27	25	-999	-999.0	73	-8		0.0	0.9
Thursday, February 13, 2014	10:20	0:10	29	39	30	27	-999	-999.0	77	-8		0.6	1.9
Thursday, February 13, 2014	10:30	0:10	30	42	30	26	-999	-999.0	82	-8	1	0.4	1.5
Thursday, February 13, 2014	10:40	0:10	34	53	32	24	-999	-999.0	82	-8	1	0.0	0.0
Thursday, February 13, 2014	10:50	0:10	33	51	33	29	-999	-999.0	79	-8	1	0.0	0.7
Thursday, February 13, 2014	11:00	0:10	30	32	30	28	-999	-999.0	79	-8	1	0.4	1.1
Thursday, February 13, 2014	11:10	0:10	31	41	33	30	-999	-999.0	79	-8	1	0.2	1.3
Thursday, February 13, 2014	11:20	0:10	31	36	32	30	-999	-999.0	82	-8	1	0.6	1.9
Thursday, February 13, 2014	11:30	0:10	31	43	31	28	-999	-999.0	82	-7	1	0.4	1.3
Thursday, February 13, 2014	11:40	0:10	28	38	30	26	-999	-999.0	81	-7	1	0.4	1.3
Thursday, February 13, 2014	11:50	0:10	29	56	29	27	-999	-999.0	80	-7	1	0.6	1.9
Thursday, February 13, 2014	12:00	0:10	31	60	30	27	-999	-999.0	78	-7	1	0.2	1.1
Thursday, February 13, 2014	12:10	0:10	34	54	31	26	-999	-999.0	77	-7	1	0.4	1.1
Thursday, February 13, 2014	12:20	0:10	31	61	30	26	-999	-999.0	77	-8	1	0.9	2.2
Thursday, February 13, 2014	12:30	0:10	37	56	38	27	-999	-999.0	75	-7	1	1.1	2.2
Thursday, February 13, 2014	12:40	0:10	31	42	33	26	-999	-999.0	73	-7	1	1.1	3.0
Thursday, February 13, 2014	12:50	0:10	34	51	37	27	-999	-999.0	73	-7	1	0.9	2.2
Thursday, February 13, 2014	13:00	0:10	32	60	34	27	-999	-999.0	69	-7	1	0.4	1.5
Thursday, February 13, 2014	13:10	0:10	34	47	36	30	-999	-999.0	64	-7	1	1.1	4.4
Thursday, February 13, 2014	13:20	0:10	34	55	34	28	-999	-999.0	67	-7	1	0.6	2.0
Thursday, February 13, 2014	13:30	0:10	31	41	33	28	-999	-999.0	68	-7	1	0.6	1.9
Thursday, February 13, 2014	13:40	0:10	31	44	32	29	-999	-999.0	64	-7	1	0.9	2.4
Thursday, February 13, 2014	13:50	0:10	34	55	37	30	-999	-999.0	62	-7	1	0.7	1.9
Thursday, February 13, 2014	14:00	0:10	39	50	45	30	-999	-999.0	64	-7	1	1.3	3.9
Thursday, February 13, 2014	14:10	0:10	34	42	38	28	-999	-999.0	64	-7	1	0.7	2.4
Thursday, February 13, 2014	14:20	0:10	36	43	39	30	-999	-999.0	62	-6	1	0.9	3.2
Thursday, February 13, 2014	14:30	0:10	37	50	40	32	-999	-999.0	56	-6	1	1.1	2.8
Thursday, February 13, 2014	14:40	0:10	40	49	43	36	-6	10.9	58	-6	1	1.3	3.3
Thursday, February 13, 2014	14:50	0:10	42	64	40	32	-21	10.1	57	-6	1	0.9	2.2
Thursday, February 13, 2014	15:00	0:10	38	49	41	32	642	10.0	53	-6	1	1.1	3.2
Thursday, February 13, 2014	15:10	0:10	36	43	38	32	85	10.0	52	-6	1	1.1	2.8
Thursday, February 13, 2014	15:20	0:10	38	53	40	33	1171	11.0	53	-6	1	1.1	2.6
Thursday, February 13, 2014	15:30	0:10	38	60	39	32	440	9.0	53	-5	1	0.7	2.2
Thursday, February 13, 2014	15:40	0:10	40	63	40	34	-37	8.1	51	-5	1	1.1	2.4
Thursday, February 13, 2014	15:50	0:10	52	62	55	39	-35	8.7	48	-5	1	0.9	2.4
Thursday, February 13, 2014	16:00	0:10	37	48	39	32	-35	9.4	48	-5	1	0.9	3.2
Thursday, February 13, 2014	16:10	0:10	37	43	40	34	-36	9.3	48	-5	1	1.1	2.6
Thursday, February 13, 2014	16:20	0:10	35	44	37	30	-36	9.4	45	-5	1	0.9	2.0
Thursday, February 13, 2014	16:30	0:10	33	40	36	29	-34	9.3	43	-5	1	0.7	2.8
Thursday, February 13, 2014	16:40	0:10	32	47	33	29	-32	8.8	38	-5	1	0.4	2.0
Thursday, February 13, 2014	16:50	0:10	30	36	32	28	-32	8.8	38	-5	1	0.6	2.4
Thursday, February 13, 2014	17:00	0:10	32	37	33	30	-32	9.4	39	-5	1	0.6	1.7
Thursday, February 13, 2014	17:10	0:10	32	36	33	30	-32	9.4	41	-5	1	0.4	1.7
Thursday, February 13, 2014	17:20	0:10	31	35	32	29	-32	10.5	41	-4	1	0.2	1.3
Thursday, February 13, 2014	17:30	0:10	30	34	32	29	-33	10.6	44	-4	1	0.2	1.1
Thursday, February 13, 2014	17:40	0:10	32	57	33	28							

Table B-6: Location 6 Winter Compliance Evaluation

Date	Time	Duration	Leq	Lmax	L(10)	L(90)	WT W6	WT W6	Onsite Met	Onsite Met	NWS Plymouth	Loc. 6	Loc. 6
	Start Time	(min)	(dBA)	(dBA)	(dBA)	(dBA)	Output (kW)	HH WS (m/s)	WD @ 75m (degrees)	Temp. (°C)	Precip. Obs.	Avg. WS @ 2m (m/s)	Gust WS @ 2m (m/s)
Thursday, February 13, 2014	18:00	0:10	36	57	32	28	-33	10.7	45	-4	1	0.6	2.6
Thursday, February 13, 2014	18:10	0:10	44	60	48	30	-33	11.0	45	-4	1	0.9	2.6
Thursday, February 13, 2014	18:20	0:10	45	61	49	37	-33	10.9	50	-4	1	0.9	2.4
Thursday, February 13, 2014	18:30	0:10	42	58	47	29	-32	12.1	51	-3	1	0.7	3.7
Thursday, February 13, 2014	18:40	0:10	36	56	38	28	-33	10.5	51	-3	1	0.6	1.9
Thursday, February 13, 2014	18:50	0:10	30	43	32	27	-33	10.7	53	-3	1	0.7	2.2
Thursday, February 13, 2014	19:00	0:10	35	59	36	28	-33	11.0	48	-3	1	0.4	2.0
Thursday, February 13, 2014	19:10	0:10	33	47	37	27	-33	10.7	41	-3	1	0.4	1.9
Thursday, February 13, 2014	19:20	0:10	30	50	31	27	-33	10.7	39	-3	1	0.6	1.9
Thursday, February 13, 2014	19:30	0:10	35	58	35	28	-33	10.6	39	-3	1	0.7	2.0
Thursday, February 13, 2014	19:40	0:10	32	40	34	27	-32	10.4	41	-3	1	0.6	1.5
Thursday, February 13, 2014	19:50	0:10	36	50	39	28	-33	10.4	49	-3	1	0.4	1.7
Thursday, February 13, 2014	20:00	0:10	30	38	32	27	-33	10.8	53	-3	1	0.6	1.9
Thursday, February 13, 2014	20:10	0:10	32	44	35	27	-33	10.3	57	-3	1	0.7	2.0
Thursday, February 13, 2014	20:20	0:10	26	33	27	25	-32	10.6	55	-2	1	0.4	1.5
Thursday, February 13, 2014	20:30	0:10	27	32	28	26	-32	10.2	52	-2	1	0.4	1.5
Thursday, February 13, 2014	20:40	0:10	29	36	30	27	-33	11.3	49	-2	1	0.6	2.0
Thursday, February 13, 2014	20:50	0:10	29	35	30	27	-32	9.7	50	-2	1	0.4	2.0
Thursday, February 13, 2014	21:00	0:10	35	57	35	27	-33	9.6	51	-2	1	0.4	1.3
Thursday, February 13, 2014	21:10	0:10	27	33	29	26	-32	9.6	50	-2	1	0.4	1.3
Thursday, February 13, 2014	21:20	0:10	28	35	29	26	-32	9.7	48	-2	1	0.4	1.5
Thursday, February 13, 2014	21:30	0:10	29	40	30	26	-33	10.2	48	-2	1	0.7	2.0
Thursday, February 13, 2014	21:40	0:10	29	44	31	26	-32	10.9	47	-1	1	0.6	1.7
Thursday, February 13, 2014	21:50	0:10	27	43	28	26	-32	10.5	50	-1	1	0.6	1.7
Thursday, February 13, 2014	22:00	0:10	33	52	31	25	-32	9.3	51	-1	1	0.6	1.9
Thursday, February 13, 2014	22:10	0:10	25	38	27	24	-32	9.5	52	-1	1	0.4	1.3
Thursday, February 13, 2014	22:20	0:10	27	41	28	25	-32	9.1	51	-1	1	0.2	1.3
Thursday, February 13, 2014	22:30	0:10	27	31	28	26	-32	9.1	53	-1	1	0.4	1.1
Thursday, February 13, 2014	22:40	0:10	27	31	28	26	-32	10.5	53	-1	1	0.4	1.3
Thursday, February 13, 2014	22:50	0:10	28	45	31	26	-32	9.7	50	-1	1	0.4	1.1
Thursday, February 13, 2014	23:00	0:10	48	56	49	47	-32	9.8	53	-1	1	0.6	1.9
Thursday, February 13, 2014	23:10	0:10	52	62	56	44	-32	9.2	52	-1	1	0.6	1.5
Thursday, February 13, 2014	23:20	0:10	50	61	53	34	-32	9.8	55	-1	1	0.4	1.5
Thursday, February 13, 2014	23:30	0:10	48	57	50	29	-32	9.8	53	-1	1	0.4	1.1
Thursday, February 13, 2014	23:40	0:10	28	32	29	27	-32	10.0	52	-1	1	0.4	1.5
Thursday, February 13, 2014	23:50	0:10	28	32	29	27	-33	9.3	47	-1	1	0.2	0.9
Friday, February 14, 2014	0:00	0:10	28	32	29	27	-33	10.0	43	-1	1	0.2	1.1
Friday, February 14, 2014	0:10	0:10	28	34	29	27	-33	10.6	40	-1	1	0.4	1.3
Friday, February 14, 2014	0:20	0:10	29	35	30	27	-33	12.0	40	-1	1	0.6	2.0
Friday, February 14, 2014	0:30	0:10	27	33	28	26	-33	11.2	41	-2	1	0.4	1.3
Friday, February 14, 2014	0:40	0:10	27	37	28	25	-33	11.4	46	-2	1	0.6	1.7
Friday, February 14, 2014	0:50	0:10	29	36	31	26	-32	11.3	52	-2	1	0.4	1.7
Friday, February 14, 2014	1:00	0:10	31	37	33	28	-33	10.8	51	-1	1	0.6	2.2
Friday, February 14, 2014	1:10	0:10	31	39	33	29	-34	14.2	48	-1	1	0.7	2.2
Friday, February 14, 2014	1:20	0:10	34	44	37	31	-34	10.1	48	-1	1	0.4	2.4
Friday, February 14, 2014	1:30	0:10	33	48	35	30	-34	9.9	46	-1	1	0.4	1.5
Friday, February 14, 2014	1:40	0:10	35	49	38	30	-34	9.9	41	-2	1	0.4	2.0
Friday, February 14, 2014	1:50	0:10	31	46	35	27	-34	9.9	39	-2	1	0.2	0.9
Friday, February 14, 2014	2:00	0:10	34	58	35	25	-34	9.9	37	-2	1	0.2	0.9
Friday, February 14, 2014	2:10	0:10	26	39	28	23	-34	9.9	37	-2	1	0.4	1.3
Friday, February 14, 2014	2:20	0:10	22	31	24	21	-34	9.9	31	-2	1	0.2	0.9
Friday, February 14, 2014	2:30	0:10	25	40	26	22	-34	9.9	25	-1	1	0.4	1.5
Friday, February 14, 2014	2:40	0:10	28	41	30	21	-34	9.9	13	-1	1	0.6	1.3
Friday, February 14, 2014	2:50	0:10	22	30	23	21	-34	9.9	333	-2	1	0.4	1.1
Friday, February 14, 2014	3:00	0:10	22	35	23	21	-34	9.9	314	-3	1	0.4	1.5
Friday, February 14, 2014	3:10	0:10	24	28	24	22	-34	9.9	300	-3	1	0.4	1.1
Friday, February 14, 2014	3:20	0:10	25	30	26	24	-34	9.9	309	-3	1	0.2	1.5
Friday, February 14, 2014	3:30	0:10	32	55	29	23	-34	9.9	314	-3	1	0.2	0.9
Friday, February 14, 2014	3:40	0:10	23	28	24	22	-34	9.9	321	-3	1	0.4	0.9
Friday, February 14, 2014	3:50	0:10	31	50	30	20	-34	9.9	317	-3	1	0.0	0.6
Friday, February 14, 2014	4:00	0:10	43	56	46	33	-34	9.9	318	-4	1	0.6	1.1
Friday, February 14, 2014	4:10	0:10	41	54	45	28	-34	9.9	318	-4	1	0.4	1.1
Friday, February 14, 2014	4:20	0:10	35	48	39	25	-34	9.9	319	-4	1	0.6	1.5
Friday, February 14, 2014	4:30	0:10	38	44	40	25	-34	9.9	317	-4	1	0.4	1.5
Friday, February 14, 2014	4:40	0:10	31	32	22	19	-34	9.9	322	-4	1	0.4	0.9
Friday, February 14, 2014	4:50	0:10	30	48	28	20	-34	9.9	321	-4	1	0.2	1.3
Friday, February 14, 2014	5:00	0:10	24	42	25	21	-34	9.9	317	-4	1	0.4	2.2
Friday, February 14, 2014	5:10	0:10	33	56	34	24	-34	9.9	312	-4	1	0.6	3.0
Friday, February 14, 2014	5:20	0:10	27	38	28	25	-34	9.9	312	-4	1	0.6	1.5
Friday, February 14, 2014	5:30	0:10	27	39	29	25	-34	9.9	311	-4	1	0.6	1.7
Friday, February 14, 2014	5:40	0:10	31	38	33	28	-34	9.9	310	-4	1	0.7	2.6
Friday, February 14, 2014	5:50	0:10	30	36	32	25	-34	9.9	313	-4	1	0.7	2.2
Friday, February 14, 2014	6:00	0:10	30	41	32	26	-34	9.9	317	-4	1	0.7	2.6
Friday, February 14, 2014	6:10	0:10	34	52	35	27	-34	9.9	313	-4	1	0.7	2.8
Friday, February 14, 2014	6:20	0:10	34	53	37	27	-34	9.9	312	-5	1	0.9	3.0
Friday, February 14, 2014	6:30	0:10	34	47	38	27	-34	9.9	312	-5	1	0.7	3.3
Friday, February 14, 2014	6:40	0:10	33	47	36	28	-34	9.9	310	-5	1	0.7	2.4
Friday, February 14, 2014	6:50	0:10	36	51	39	30	-34	9.9	313	-5	1	0.7	2.8
Friday, February 14, 2014	7:00	0:10	34	51	37	27	-34	9.9	315	-5	1	0.7	2.6
Friday, February 14, 2014	7:10	0:10	36	53	38	29	-34	9.9	317	-5	1	0.9	2.2
Friday, February 14, 2014	7:20	0:10	38	56	40	31	-34	9.9	314	-5	1	1.1	2.6
Friday, February 14, 2014	7:30	0:10	36	51	40	30	-34	9.9	311	-5	1	1.3	3.9
Friday, February 14, 2014	7:40	0:10	36	47	38	32	-34	9.9	305	-6	1	1.1	2.8
Friday, February 14, 2014	7:50	0:10	36	46	38	32	-34	9.9	305	-6	1	1.1	2.4
Friday, February 14, 2014	8:00	0:10	41	55	44	34	-34	9.9	306	-6	1	1.1	5.2
Friday, February 14, 2014	8:10	0:10	43	55	46	39	-34	9.9	307	-6	1	1.5	5.2
Friday, February 14, 2014	8:20	0:10	45	58	46	42	-34	9.9	306	-6	1	1.1	3.0
Friday, February 14, 2014	8:30	0:10	46	53	48	43	-34	9.9	307	-6	1	1.7	4.4
Friday, February 14, 2014	8:40	0:10	46	72	47	43	-34	9.9	307	-6	1	1.5	3.9
Friday, February 14, 2014	8:50	0:10	43	53	47	38	-34	9.9	311	-6	1	1.5	4.1
Friday, February 14, 2014	9:00	0:10	42	55	45	36	-34	9.9	308	-6	1	1.7	4.3
Friday, February 14, 2014	9:10	0:10	44	56	47	38	-34	9.9	305	-6	1	1.9	4.3
Friday, February 14, 2014	9:20	0:10	43	57	45	40	-34	9.9	303	-6	1	1.9	4.4
Friday, February 14, 2014	9:30	0:10	45	62	49	37	-34	9.9	304	-6	1	2.0	5.9
Friday, February 14, 2014	9:40	0:10	44	55	47	39	-34	9.9	302	-6	1	2.0	5.7
Friday, February 14, 2014	9:50	0:10	44	55	46	39	-34	9.9	300	-6	1	1.9	4.4
Friday, February 14, 2014	10:00	0:10	47	68	49	38	-34	9.9	300	-7	1	2.2	7.0
Friday, February 14, 2014	10:10	0:10	48	61	51	42	-34	9.9	299	-7	1	2.4	6.3
Friday, February 14, 2014	10:20	0:10	48	65	52	39	-34	9.9	296	-7	1	2.6	6.7
Friday, February 14, 2014	10:30	0:10	49	64	52	41	-34	9.9	298	-7	1	2.8	6.3
Friday, February 14, 2014	10:40	0:10	46	60	49	39	-34	9.9	298	-7	1	2.2	

Table B-6: Location 6 Winter Compliance Evaluation

Date	Time	Duration	Leq	Lmax	L(10)	L(90)	WT W6	WT W6	Onsite Met	Onsite Met	NWS Plymouth	Loc. 6	Loc. 6
	Start Time	(min)	(dBA)	(dBA)	(dBA)	(dBA)	Output (kW)	HH WS (m/s)	WD @ 75m (degrees)	Temp. (°C)	Precip. Obs.	Avg. WS @ 2m (m/s)	Gust WS @ 2m (m/s)
Friday, February 14, 2014	11:00	0:10	53	64	57	47	-999	-999.0	299	-7	1	2.8	7.2
Friday, February 14, 2014	11:10	0:10	54	67	57	45	-999	-999.0	300	-7	1	3.0	7.0
Friday, February 14, 2014	11:20	0:10	55	68	59	48	-999	-999.0	299	-7	1	3.5	8.0
Friday, February 14, 2014	11:30	0:10	57	69	60	49	-999	-999.0	302	-7	1	3.5	8.7
Friday, February 14, 2014	11:40	0:10	57	72	61	50	-999	-999.0	299	-7	1	4.1	9.7
Friday, February 14, 2014	11:50	0:10	55	65	58	48	-999	-999.0	298	-7	1	3.7	8.5
Friday, February 14, 2014	12:00	0:10	58	72	61	48	-999	-999.0	296	-7	1	4.3	10.6
Friday, February 14, 2014	12:10	0:10	57	69	61	50	-999	-999.0	293	-7	1	3.9	9.5
Friday, February 14, 2014	12:20	0:10	58	72	61	51	0	0.0	301	-7	1	4.3	8.9
Friday, February 14, 2014	12:30	0:10	56	71	58	49	0	0.0	300	-7	1	3.3	11.3
Friday, February 14, 2014	12:40	0:10	57	70	60	48	0	0.0	300	-7	1	3.5	10.0
Friday, February 14, 2014	12:50	0:10	55	65	59	48	0	0.0	297	-7	1	3.3	6.7
Friday, February 14, 2014	13:00	0:10	51	63	54	43	0	0.0	294	-7	1	2.6	5.7
Friday, February 14, 2014	13:10	0:10	54	70	57	46	0	0.0	292	-7	1	3.2	9.7
Friday, February 14, 2014	13:20	0:10	54	67	57	47	0	0.0	293	-7	1	3.2	9.5
Friday, February 14, 2014	13:30	0:10	49	62	53	43	0	0.0	292	-7	1	2.4	7.2
Friday, February 14, 2014	13:40	0:10	50	62	52	45	0	0.0	295	-7	1	2.8	6.5
Friday, February 14, 2014	13:50	0:10	49	59	51	45	0	0.0	295	-6	1	2.4	5.7
Friday, February 14, 2014	14:00	0:10	48	61	51	43	0	0.0	292	-6	1	2.8	6.5
Friday, February 14, 2014	14:10	0:10	51	65	55	44	0	0.0	293	-6	1	3.2	8.5
Friday, February 14, 2014	14:20	0:10	50	62	52	45	0	0.0	293	-6	1	3.2	6.3
Friday, February 14, 2014	14:30	0:10	53	64	57	47	0	0.0	295	-6	1	3.5	8.0
Friday, February 14, 2014	14:40	0:10	54	71	57	46	0	0.0	293	-6	1	3.3	9.3
Friday, February 14, 2014	14:50	0:10	54	67	59	44	0	0.0	297	-6	1	3.3	8.9
Friday, February 14, 2014	15:00	0:10	50	61	53	43	0	0.0	286	-6	1	3.0	7.6
Friday, February 14, 2014	15:10	0:10	46	58	49	41	0	0.0	290	-6	1	2.6	6.3
Friday, February 14, 2014	15:20	0:10	46	60	48	41	0	0.0	289	-6	1	2.6	5.6
Friday, February 14, 2014	15:30	0:10	45	61	48	39	0	0.0	287	-6	1	2.6	6.1
Friday, February 14, 2014	15:40	0:10	44	61	47	38	0	0.0	287	-6	1	2.6	6.3
Friday, February 14, 2014	15:50	0:10	42	53	45	36	0	0.0	289	-6	1	2.2	5.0
Friday, February 14, 2014	16:00	0:10	45	61	49	37	0	0.0	287	-6	1	2.4	7.0
Friday, February 14, 2014	16:10	0:10	45	62	48	39	0	0.0	287	-6	1	2.2	6.9
Friday, February 14, 2014	16:20	0:10	45	59	48	39	0	0.0	287	-6	1	2.4	5.4
Friday, February 14, 2014	16:30	0:10	47	59	50	42	0	0.0	285	-6	1	2.6	5.9
Friday, February 14, 2014	16:40	0:10	48	66	51	41	0	0.0	286	-6	1	2.6	7.2
Friday, February 14, 2014	16:50	0:10	47	63	50	40	0	0.0	287	-6	1	2.6	6.7
Friday, February 14, 2014	17:00	0:10	48	65	51	41	0	0.0	286	-6	1	2.6	7.6
Friday, February 14, 2014	17:10	0:10	46	60	50	39	0	0.0	287	-6	1	2.4	6.9
Friday, February 14, 2014	17:20	0:10	47	66	50	40	0	0.0	291	-6	1	2.6	6.3
Friday, February 14, 2014	17:30	0:10	44	61	47	39	0	0.0	290	-6	1	2.0	4.8
Friday, February 14, 2014	17:40	0:10	46	61	50	39	0	0.0	294	-6	1	2.6	6.5
Friday, February 14, 2014	17:50	0:10	43	59	45	37	0	0.0	288	-6	1	2.2	4.6
Friday, February 14, 2014	18:00	0:10	44	60	48	36	0	0.0	281	-6	1	2.4	6.3
Friday, February 14, 2014	18:10	0:10	47	59	51	40	0	0.0	281	-6	1	2.6	6.9
Friday, February 14, 2014	18:20	0:10	48	59	51	42	0	0.0	285	-6	1	3.0	5.7
Friday, February 14, 2014	18:30	0:10	47	61	50	38	0	0.0	284	-6	1	2.2	4.6
Friday, February 14, 2014	18:40	0:10	46	65	49	37	-999	-999.0	284	-6	1	2.2	6.3
Friday, February 14, 2014	18:50	0:10	43	57	47	34	-999	-999.0	287	-6	1	2.2	6.1
Friday, February 14, 2014	19:00	0:10	44	59	47	35	-999	-999.0	284	-6	1	2.2	7.0
Friday, February 14, 2014	19:10	0:10	45	63	48	37	-999	-999.0	291	-6	1	2.6	5.9
Friday, February 14, 2014	19:20	0:10	46	60	49	39	-999	-999.0	292	-6	1	2.8	6.9
Friday, February 14, 2014	19:30	0:10	46	61	49	40	-999	-999.0	299	-6	1	2.6	6.1
Friday, February 14, 2014	19:40	0:10	45	56	48	39	0	0.0	298	-6	1	2.2	5.6
Friday, February 14, 2014	19:50	0:10	41	53	44	37	0	0.0	300	-6	1	1.9	4.3
Friday, February 14, 2014	20:00	0:10	44	57	47	37	0	0.0	302	-6	1	2.2	6.3
Friday, February 14, 2014	20:10	0:10	45	65	47	37	0	0.0	298	-7	1	2.2	6.7
Friday, February 14, 2014	20:20	0:10	41	58	45	34	0	0.0	296	-7	1	2.0	3.7
Friday, February 14, 2014	20:30	0:10	38	56	41	31	0	0.0	301	-7	1	1.1	2.8
Friday, February 14, 2014	20:40	0:10	38	52	40	32	0	0.0	304	-7	1	1.1	3.0
Friday, February 14, 2014	20:50	0:10	36	48	39	30	0	0.0	298	-7	1	0.9	3.0
Friday, February 14, 2014	21:00	0:10	33	46	36	31	0	0.0	293	-7	1	0.9	3.5
Friday, February 14, 2014	21:10	0:10	32	44	34	27	0	0.0	302	-7	1	0.6	3.0
Friday, February 14, 2014	21:20	0:10	30	41	34	25	0	0.0	304	-7	1	0.6	2.2
Friday, February 14, 2014	21:30	0:10	32	43	34	28	0	0.0	309	-7	1	0.7	3.3
Friday, February 14, 2014	21:40	0:10	29	39	32	26	0	0.0	312	-7	1	0.4	1.7
Friday, February 14, 2014	21:50	0:10	27	35	30	25	0	0.0	309	-7	1	0.6	2.2
Friday, February 14, 2014	22:00	0:10	27	37	29	25	0	0.0	314	-7	1	0.6	2.4
Friday, February 14, 2014	22:10	0:10	30	48	32	27	0	0.0	315	-7	1	0.9	2.2
Friday, February 14, 2014	22:20	0:10	30	44	32	27	0	0.0	307	-7	1	0.7	2.0
Friday, February 14, 2014	22:30	0:10	29	44	31	25	0	0.0	301	-7	1	0.7	2.8
Friday, February 14, 2014	22:40	0:10	27	43	29	21	0	0.0	302	-7	1	0.4	1.5
Friday, February 14, 2014	22:50	0:10	24	43	22	17	0	0.0	301	-7	1	0.2	0.9
Friday, February 14, 2014	23:00	0:10	20	24	22	17	0	0.0	303	-7	1	0.2	0.9
Friday, February 14, 2014	23:10	0:10	25	47	27	19	0	0.0	300	-7	1	0.2	1.5
Friday, February 14, 2014	23:20	0:10	21	34	23	18	0	0.0	300	-7	1	0.2	1.5
Friday, February 14, 2014	23:30	0:10	21	29	22	20	0	0.0	296	-7	1	0.4	1.3
Friday, February 14, 2014	23:40	0:10	25	42	25	17	0	0.0	294	-7	1	0.0	0.6
Friday, February 14, 2014	23:50	0:10	22	40	21	16	0	0.0	293	-7	1	0.0	0.9
Saturday, February 15, 2014	0:00	0:10	17	33	19	14	0	0.0	286	-7	1	0.2	0.9
Saturday, February 15, 2014	0:10	0:10	15	24	16	14	0	0.0	279	-7	1	0.4	0.9
Saturday, February 15, 2014	0:20	0:10	19	36	22	14	0	0.0	279	-7	1	0.2	1.3
Saturday, February 15, 2014	0:30	0:10	20	25	22	19	0	0.0	277	-7	1	0.2	1.5
Saturday, February 15, 2014	0:40	0:10	21	28	22	19	0	0.0	280	-7	1	0.2	1.1
Saturday, February 15, 2014	0:50	0:10	25	43	25	14	0	0.0	277	-7	1	0.2	1.1
Saturday, February 15, 2014	1:00	0:10	18	29	20	15	0	0.0	278	-7	1	0.4	1.3
Saturday, February 15, 2014	1:10	0:10	26	40	29	19	0	0.0	281	-7	1	1.1	2.4
Saturday, February 15, 2014	1:20	0:10	29	43	31	21	0	0.0	281	-7	1	0.9	2.4
Saturday, February 15, 2014	1:30	0:10	32	52	35	23	0	0.0	283	-8	1	0.9	3.2
Saturday, February 15, 2014	1:40	0:10	25	50	27	15	0	0.0	270	-8	1	0.6	2.2
Saturday, February 15, 2014	1:50	0:10	16	22	18	13	0	0.0	268	-8	1	0.0	0.7
Saturday, February 15, 2014	2:00	0:10	17	25	20	14	0	0.0	256	-7	1	0.2	1.1
Saturday, February 15, 2014	2:10	0:10	19	35	22	14	-999	-999.0	258	-7	1	0.4	1.9
Saturday, February 15, 2014	2:20	0:10	17	29	19	14	-23	9.0	264	-7	1	0.2	1.7
Saturday, February 15, 2014	2:30	0:10	21	39	24	15	-16	9.7	274	-7	1	0.6	2.2
Saturday, February 15, 2014	2:40	0:10	29	41	32	21	-16	11.7	275	-7	1	0.9	2.8
Saturday, February 15, 2014	2:50	0:10	32	46	34	28	-15	11.2	267	-7	1	1.5	2.8
Saturday, February 15, 2014	3:00	0:10	27	48	30	16	-17	10.1	269	-7	1	0.9	3.0
Saturday, February 15, 2014	3:10	0:10	21	46	21	16	-16	9.7	271	-7	1	0.6	2.2
Saturday, February 15, 2014	3:20	0:10	27	43	30	21	-17	11.7	274	-7	1	0.7	2.4
Saturday, February 15, 2014	3:30	0:10	26	46	28	22	-16	10.9	273	-7	1	0.9	2.6
Saturday, February 15, 2014	3:40	0:10	22	40	24								

Table B-6: Location 6 Winter Compliance Evaluation

Date	Time	Duration	Leq	Lmax	L(10)	L(90)	WT W6	WT W6	Onsite Met	Onsite Met	NWS Plymouth	Loc. 6	Loc. 6
	Start Time	(min)	(dBA)	(dBA)	(dBA)	(dBA)	Output (kW)	HH WS (m/s)	WD @ 75m (degrees)	Temp. (°C)	Precip. Obs.	Avg. WS @ 2m (m/s)	Gust WS @ 2m (m/s)
Saturday, February 15, 2014	4:00	0:10	14	20	15	13	-16	7.6	274	-7		0.2	0.9
Saturday, February 15, 2014	4:10	0:10	14	22	14	14	-16	6.3	281	-7		0.0	0.0
Saturday, February 15, 2014	4:20	0:10	16	22	18	13	-17	7.5	289	-7		0.0	0.6
Saturday, February 15, 2014	4:30	0:10	24	40	28	19	-16	7.0	297	-7		0.0	0.6
Saturday, February 15, 2014	4:40	0:10	28	44	31	19	-16	7.3	305	-7		0.0	0.2
Saturday, February 15, 2014	4:50	0:10	16	21	18	14	-16	8.1	305	-7		0.0	0.7
Saturday, February 15, 2014	5:00	0:10	17	29	18	14	-16	7.2	301	-7		0.0	0.7
Saturday, February 15, 2014	5:10	0:10	14	30	14	13	-16	6.9	296	-7		0.0	0.0
Saturday, February 15, 2014	5:20	0:10	17	27	18	15	-16	7.2	306	-7		0.0	0.0
Saturday, February 15, 2014	5:30	0:10	19	27	21	15	-17	7.7	306	-7		0.0	0.0
Saturday, February 15, 2014	5:40	0:10	20	30	21	19	-17	7.4	300	-7		0.0	0.0
Saturday, February 15, 2014	5:50	0:10	20	30	21	15	-16	7.6	305	-7		0.0	0.0
Saturday, February 15, 2014	6:00	0:10	30	48	35	15	-16	7.6	304	-7		0.0	0.0
Saturday, February 15, 2014	6:10	0:10	16	26	18	14	-16	7.4	299	-7		0.0	0.0
Saturday, February 15, 2014	6:20	0:10	19	35	21	16	-16	5.8	299	-7		0.0	0.0
Saturday, February 15, 2014	6:30	0:10	24	40	24	20	-17	6.2	319	-7		0.0	0.0
Saturday, February 15, 2014	6:40	0:10	21	35	21	19	-16	4.2	326	-7		0.0	0.0
Saturday, February 15, 2014	6:50	0:10	21	36	22	14	-16	4.5	327	-7		0.0	0.0
Saturday, February 15, 2014	7:00	0:10	24	50	20	14	-15	3.6	298	-7		0.0	0.0
Saturday, February 15, 2014	7:10	0:10	17	29	20	15	-15	4.3	306	-7		0.0	0.0
Saturday, February 15, 2014	7:20	0:10	26	47	28	16	-15	4.1	317	-7		0.0	0.0
Saturday, February 15, 2014	7:30	0:10	27	41	31	22	-15	3.9	313	-7		0.0	0.0
Saturday, February 15, 2014	7:40	0:10	29	48	31	22	-16	4.0	322	-7		0.0	0.0
Saturday, February 15, 2014	7:50	0:10	34	53	38	23	-15	3.4	329	-6		0.0	0.0
Saturday, February 15, 2014	8:00	0:10	33	51	37	24	-15	2.3	323	-6		0.0	0.0
Saturday, February 15, 2014	8:10	0:10	39	62	39	24	-15	2.9	323	-6		0.0	0.0
Saturday, February 15, 2014	8:20	0:10	30	44	33	16	-16	3.1	323	-6		0.0	0.0
Saturday, February 15, 2014	8:30	0:10	37	48	39	34	-16	3.4	321	-6		0.0	0.0
Saturday, February 15, 2014	8:40	0:10	35	43	37	33	-16	3.2	318	-6		0.0	0.6
Saturday, February 15, 2014	8:50	0:10	36	44	39	34	-16	2.0	318	-6		0.0	0.0
Saturday, February 15, 2014	9:00	0:10	35	52	35	30	-16	1.3	318	-5		0.0	0.4
Saturday, February 15, 2014	9:10	0:10	33	47	37	28	-16	1.7	304	-5		0.2	0.9
Saturday, February 15, 2014	9:20	0:10	38	46	41	34	-16	1.0	251	-5		0.0	0.6
Saturday, February 15, 2014	9:30	0:10	42	48	44	40	-16	0.0	308	-5		0.0	0.6
Saturday, February 15, 2014	9:40	0:10	42	51	45	36	-15	0.0	316	-5		0.0	0.0
Saturday, February 15, 2014	9:50	0:10	43	59	47	33	-16	0.8	19	-5		0.0	0.4
Saturday, February 15, 2014	10:00	0:10	45	59	47	40	-16	1.3	83	-5		0.0	0.4
Saturday, February 15, 2014	10:10	0:10	41	62	44	34	-16	3.1	90	-5		0.0	0.6
Saturday, February 15, 2014	10:20	0:10	38	53	39	17	-16	3.9	114	-5		0.4	1.9
Saturday, February 15, 2014	10:30	0:10	36	59	36	21	-16	4.9	113	-5		0.7	1.7
Saturday, February 15, 2014	10:40	0:10	36	60	35	23	-17	5.8	95	-4		0.7	1.9
Saturday, February 15, 2014	10:50	0:10	28	45	29	22	-16	6.1	100	-5		0.4	1.7
Saturday, February 15, 2014	11:00	0:10	26	42	27	21	-17	5.3	107	-5		0.6	1.5
Saturday, February 15, 2014	11:10	0:10	29	48	30	22	-16	5.9	105	-4		0.4	1.5
Saturday, February 15, 2014	11:20	0:10	30	51	32	22	-17	6.6	107	-4		0.6	3.0
Saturday, February 15, 2014	11:30	0:10	42	64	36	21	-16	7.9	111	-4		0.6	1.9
Saturday, February 15, 2014	11:40	0:10	29	42	32	23	-999	-999.0	111	-4		0.7	1.7
Saturday, February 15, 2014	11:50	0:10	27	40	30	24	-999	-999.0	123	-4		0.6	2.2
Saturday, February 15, 2014	12:00	0:10	25	33	26	23	-999	-999.0	127	-4		0.6	1.7
Saturday, February 15, 2014	12:10	0:10	28	40	31	21	-999	-999.0	119	-4		0.6	3.0
Saturday, February 15, 2014	12:20	0:10	33	51	37	23	-999	-999.0	116	-5		0.6	1.9
Saturday, February 15, 2014	12:30	0:10	27	40	28	21	-999	-999.0	103	-5	1	0.4	1.7
Saturday, February 15, 2014	12:40	0:10	25	51	24	18	-999	-999.0	94	-5	1	0.4	1.7
Saturday, February 15, 2014	12:50	0:10	25	44	26	18	-999	-999.0	100	-5	1	0.6	2.0
Saturday, February 15, 2014	13:00	0:10	25	41	26	18	-999	-999.0	97	-4	1	0.4	1.9
Saturday, February 15, 2014	13:10	0:10	29	50	28	22	-999	-999.0	95	-4	1	0.6	1.3
Saturday, February 15, 2014	13:20	0:10	31	46	35	22	87	5.9	102	-5	1	0.6	2.0
Saturday, February 15, 2014	13:30	0:10	19	29	22	16	31	5.1	95	-5	1	0.4	1.9
Saturday, February 15, 2014	13:40	0:10	25	41	26	18	79	5.7	97	-5	1	0.7	2.0
Saturday, February 15, 2014	13:50	0:10	32	49	34	17	252	6.9	98	-5	1	0.7	1.7
Saturday, February 15, 2014	14:00	0:10	25	37	28	19	162	5.5	98	-5	1	1.1	2.2
Saturday, February 15, 2014	14:10	0:10	27	41	30	21	-23	4.2	102	-5	1	0.9	2.0
Saturday, February 15, 2014	14:20	0:10	24	37	25	21	-20	3.5	95	-5	1	0.4	1.5
Saturday, February 15, 2014	14:30	0:10	33	53	35	17	-21	4.1	85	-5	1	0.4	1.5
Saturday, February 15, 2014	14:40	0:10	34	51	32	19	-21	5.3	83	-5	1	0.6	2.0
Saturday, February 15, 2014	14:50	0:10	27	54	30	21	-21	5.5	83	-5	1	0.4	1.1
Saturday, February 15, 2014	15:00	0:10	22	37	23	16	16	4.9	76	-5	1	0.6	2.0
Saturday, February 15, 2014	15:10	0:10	24	48	25	19	60	5.4	81	-5	1	0.4	1.3
Saturday, February 15, 2014	15:20	0:10	25	40	29	17	8	4.0	71	-5	1	0.4	1.3
Saturday, February 15, 2014	15:30	0:10	27	56	27	19	-20	3.0	66	-5	1	0.2	0.9
Saturday, February 15, 2014	15:40	0:10	27	46	27	17	-23	3.1	64	-5	1	0.2	1.1
Saturday, February 15, 2014	15:50	0:10	31	51	31	21	-22	3.5	65	-5	1	0.2	1.5
Saturday, February 15, 2014	16:00	0:10	22	30	22	21	-13	3.6	69	-5	1	0.4	1.1
Saturday, February 15, 2014	16:10	0:10	22	41	22	15	-12	3.3	64	-5		0.0	0.4
Saturday, February 15, 2014	16:20	0:10	17	36	18	15	-25	3.5	73	-5		0.0	0.0
Saturday, February 15, 2014	16:30	0:10	24	39	28	14	-20	3.3	67	-5		0.0	0.0
Saturday, February 15, 2014	16:40	0:10	19	32	20	14	-21	2.9	69	-5		0.2	0.9
Saturday, February 15, 2014	16:50	0:10	18	27	19	16	-14	3.9	64	-6		0.2	0.9
Saturday, February 15, 2014	17:00	0:10	22	40	23	17	-23	2.9	58	-6		0.2	0.9
Saturday, February 15, 2014	17:10	0:10	22	45	24	17	-15	3.5	61	-6	1	0.0	0.0
Saturday, February 15, 2014	17:20	0:10	40	55	42	18	10	3.9	63	-6	1	0.0	0.7
Saturday, February 15, 2014	17:30	0:10	34	55	29	17	10	4.8	58	-6	1	0.0	0.4
Saturday, February 15, 2014	17:40	0:10	30	57	22	17	-15	3.8	53	-6	1	0.0	0.6
Saturday, February 15, 2014	17:50	0:10	43	68	33	16	-22	3.7	55	-6	1	0.0	0.0
Saturday, February 15, 2014	18:00	0:10	16	34	17	15	-20	3.5	59	-6	1	0.0	0.0
Saturday, February 15, 2014	18:10	0:10	18	33	19	15	-20	2.5	53	-6	1	0.0	0.0
Saturday, February 15, 2014	18:20	0:10	19	39	22	14	-20	2.8	41	-6	1	0.0	0.0
Saturday, February 15, 2014	18:30	0:10	28	55	29	15	-20	2.7	32	-6	1	0.0	0.0
Saturday, February 15, 2014	18:40	0:10	18	34	19	15	-18	2.9	23	-6	1	0.0	0.7
Saturday, February 15, 2014	18:50	0:10	19	24	22	15	-16	2.4	19	-6	1	0.0	0.7
Saturday, February 15, 2014	19:00	0:10	21	30	22	20	-16	2.9	18	-6	1	0.0	0.0
Saturday, February 15, 2014	19:10	0:10	20	23	22	15	-16	3.2	18	-6	1	0.0	0.0
Saturday, February 15, 2014	19:20	0:10	23	39	28	15	-16	3.7	5	-6	1	0.0	0.0
Saturday, February 15, 2014	19:30	0:10	18	26	19	16	-18	4.4	346	-6	1	0.0	0.4
Saturday, February 15, 2014	19:40	0:10	27	44	31	17	143	5.9	335	-6	1	0.0	0.4
Saturday, February 15, 2014	19:50	0:10	17	27	18	16	209	6.1	339	-6	1	0.2	0.7
Saturday, February 15, 2014	20:00	0:10	19	30	21	16	226	6.2	332	-6	1	0.0	1.1
Saturday, February 15, 2014	20:10	0:10	26	35	29	22	308	7.2	329	-6	1	0.6	2.0
Saturday, February 15, 2014	20:20	0:10	26	36	28	23	504	8.5	330	-6	1	0.4	2.0
Saturday, February 15, 2014	20:30	0:10	31	40	34	26	544	8.6	328	-6	1	0.6	2.6
Saturday, February 15, 2014	20:40	0:10	31	40	35	25	662	9.7	324	-6	1	0.4	1.9
Saturday, February 15, 2014	20:50	0:10	36	47	39								

Table B-6: Location 6 Winter Compliance Evaluation

Date	Time	Duration	Leq	Lmax	L(10)	L(90)	WT W6	WT W6	Onsite Met	Onsite Met	NWS Plymouth	Loc. 6	Loc. 6
	Start Time	(min)	(dBA)	(dBA)	(dBA)	(dBA)	Output (kW)	HH WS (m/s)	WD @ 75m (degrees)	Temp. (°C)	Precip. Obs.	Avg. WS @ 2m (m/s)	Gust WS @ 2m (m/s)
Saturday, February 15, 2014	21:00	0:10	36	43	39	32	908	9.6	328	-6	1	0.7	2.4
Saturday, February 15, 2014	21:10	0:10	37	53	39	34	891	10.1	328	-6	1	0.6	2.2
Saturday, February 15, 2014	21:20	0:10	36	42	38	33	905	9.9	329	-6	1	0.7	2.4
Saturday, February 15, 2014	21:30	0:10	38	52	40	33	937	10.3	329	-6	1	0.7	2.8
Saturday, February 15, 2014	21:40	0:10	37	51	39	34	1293	11.5	329	-6	1	0.6	2.6
Saturday, February 15, 2014	21:50	0:10	39	45	41	36	1024	10.9	330	-6	1	0.7	2.6
Saturday, February 15, 2014	22:00	0:10	43	63	45	38	1464	11.9	328	-6	1	0.9	3.2
Saturday, February 15, 2014	22:10	0:10	45	58	47	40	1546	12.6	328	-6	1	1.5	4.4
Saturday, February 15, 2014	22:20	0:10	47	58	50	42	1797	13.3	326	-6	1	1.5	5.2
Saturday, February 15, 2014	22:30	0:10	46	54	49	42	1893	14.4	324	-6	1	1.5	3.9
Saturday, February 15, 2014	22:40	0:10	49	58	52	43	1983	15.8	324	-6	1	1.5	4.3
Saturday, February 15, 2014	22:50	0:10	49	56	52	46	1995	17.5	321	-6	1	1.7	5.7
Saturday, February 15, 2014	23:00	0:10	49	60	52	43	2000	17.3	324	-7	1	1.7	4.4
Saturday, February 15, 2014	23:10	0:10	47	61	50	42	1984	16.5	325	-7	1	1.9	5.4
Saturday, February 15, 2014	23:20	0:10	47	57	51	43	1262	18.6	322	-7	1	2.2	5.0
Saturday, February 15, 2014	23:30	0:10	46	57	48	42	-35	17.8	324	-7	1	1.7	4.3
Saturday, February 15, 2014	23:40	0:10	49	61	53	44	-31	18.3	320	-7	1	1.7	4.4
Saturday, February 15, 2014	23:50	0:10	51	62	54	44	-25	19.1	318	-8	1	2.4	6.7
Sunday, February 16, 2014	0:00	0:10	50	64	53	46	-33	18.3	322	-8	1	2.2	5.9
Sunday, February 16, 2014	0:10	0:10	51	62	54	46	-38	19.0	324	-8	1	2.6	6.5
Sunday, February 16, 2014	0:20	0:10	51	62	54	46	-38	20.5	321	-8	1	2.4	7.2
Sunday, February 16, 2014	0:30	0:10	51	68	55	46	-36	20.6	320	-9	1	2.2	6.5
Sunday, February 16, 2014	0:40	0:10	53	69	55	48	-33	19.1	327	-9	1	2.4	8.0
Sunday, February 16, 2014	0:50	0:10	54	64	57	48	-32	20.1	326	-9	1	2.4	6.1
Sunday, February 16, 2014	1:00	0:10	54	66	57	48	-32	18.7	323	-10	1	2.2	5.9
Sunday, February 16, 2014	1:10	0:10	55	66	58	50	-32	19.2	317	-10	1	2.6	6.3
Sunday, February 16, 2014	1:20	0:10	55	66	58	49	-32	20.4	316	-10	1	2.6	5.9
Sunday, February 16, 2014	1:30	0:10	50	59	53	46	-32	20.9	322	-10	1	2.4	5.0
Sunday, February 16, 2014	1:40	0:10	49	61	52	45	-33	22.0	317	-10	1	1.9	4.8
Sunday, February 16, 2014	1:50	0:10	52	62	56	46	-33	22.3	318	-10	1	2.4	7.6
Sunday, February 16, 2014	2:00	0:10	52	63	55	48	-32	24.3	318	-11	1	2.6	6.5
Sunday, February 16, 2014	2:10	0:10	50	62	53	46	-31	23.9	320	-11	1	2.2	6.5
Sunday, February 16, 2014	2:20	0:10	47	59	50	43	-31	22.6	324	-11	1	1.9	4.3
Sunday, February 16, 2014	2:30	0:10	46	57	48	42	-31	21.6	324	-11	1	1.5	4.8
Sunday, February 16, 2014	2:40	0:10	48	60	51	44	-31	20.5	324	-11	1	1.9	5.2
Sunday, February 16, 2014	2:50	0:10	50	62	53	42	-31	18.1	322	-11	1	2.2	7.4
Sunday, February 16, 2014	3:00	0:10	49	61	51	44	-31	17.9	323	-11	1	2.0	6.9
Sunday, February 16, 2014	3:10	0:10	48	60	51	44	-33	17.7	322	-11	1	2.0	6.5
Sunday, February 16, 2014	3:20	0:10	47	63	50	42	-33	18.2	322	-12	1	2.0	4.6
Sunday, February 16, 2014	3:30	0:10	43	53	45	40	-33	15.6	324	-12	1	1.3	3.2
Sunday, February 16, 2014	3:40	0:10	42	57	44	38	-32	16.3	324	-12	1	1.7	3.9
Sunday, February 16, 2014	3:50	0:10	43	52	44	40	-32	16.3	324	-12	1	1.9	5.4
Sunday, February 16, 2014	4:00	0:10	44	57	47	41	-32	16.0	325	-12	1	1.7	3.9
Sunday, February 16, 2014	4:10	0:10	45	63	46	41	-32	16.0	316	-12	1	1.9	5.4
Sunday, February 16, 2014	4:20	0:10	44	58	46	41	-32	16.9	314	-12	1	1.7	4.3
Sunday, February 16, 2014	4:30	0:10	43	50	45	41	-32	15.5	312	-12	1	1.7	4.6
Sunday, February 16, 2014	4:40	0:10	47	60	50	42	-32	15.1	313	-12	1	2.2	5.4
Sunday, February 16, 2014	4:50	0:10	49	64	52	44	-33	13.4	322	-12	1	2.4	5.2
Sunday, February 16, 2014	5:00	0:10	46	56	48	42	-33	11.1	323	-12	1	2.0	5.2
Sunday, February 16, 2014	5:10	0:10	50	65	53	44	-32	12.3	326	-13	1	2.4	5.6
Sunday, February 16, 2014	5:20	0:10	52	69	55	46	-32	13.2	321	-13	1	3.0	8.5
Sunday, February 16, 2014	5:30	0:10	53	66	57	46	-32	14.6	308	-13	1	3.3	8.2
Sunday, February 16, 2014	5:40	0:10	54	71	57	48	-32	16.7	311	-13	1	3.3	7.8
Sunday, February 16, 2014	5:50	0:10	50	64	53	46	-32	17.3	309	-13	1	2.6	6.9
Sunday, February 16, 2014	6:00	0:10	48	62	50	44	-32	18.9	307	-14	1	2.4	5.6
Sunday, February 16, 2014	6:10	0:10	50	65	53	43	-33	18.4	306	-14	1	2.8	6.3
Sunday, February 16, 2014	6:20	0:10	47	59	50	43	-33	16.8	309	-14	1	2.2	4.8
Sunday, February 16, 2014	6:30	0:10	50	62	53	44	-32	15.0	311	-14	1	2.4	5.4
Sunday, February 16, 2014	6:40	0:10	46	58	49	39	-32	15.0	317	-14	1	2.2	6.3
Sunday, February 16, 2014	6:50	0:10	42	56	45	37	-32	12.5	318	-14	1	1.9	4.4
Sunday, February 16, 2014	7:00	0:10	41	56	44	35	-32	10.9	319	-14	1	1.5	5.6
Sunday, February 16, 2014	7:10	0:10	38	54	41	31	-32	11.3	308	-14	1	1.3	4.4
Sunday, February 16, 2014	7:20	0:10	39	47	42	34	-33	10.7	309	-14	1	1.3	3.2
Sunday, February 16, 2014	7:30	0:10	36	48	39	32	-33	9.6	319	-14	1	1.1	4.4
Sunday, February 16, 2014	7:40	0:10	37	59	38	31	-32	10.8	318	-14	1	1.1	4.3
Sunday, February 16, 2014	7:50	0:10	42	61	41	32	-32	12.4	310	-14	1	1.1	3.2
Sunday, February 16, 2014	8:00	0:10	42	59	46	34	-32	12.0	312	-14	1	1.5	5.4
Sunday, February 16, 2014	8:10	0:10	43	58	45	36	-33	12.8	310	-14	1	1.7	4.8
Sunday, February 16, 2014	8:20	0:10	43	60	46	37	-33	12.2	307	-14	1	1.7	5.0
Sunday, February 16, 2014	8:30	0:10	46	62	50	39	-33	13.2	298	-13	1	2.0	5.4
Sunday, February 16, 2014	8:40	0:10	48	62	51	41	-33	13.7	305	-13	1	1.9	5.4
Sunday, February 16, 2014	8:50	0:10	49	59	52	43	-32	13.5	305	-13	1	2.2	5.7
Sunday, February 16, 2014	9:00	0:10	46	64	49	39	-32	14.3	310	-13	1	1.9	4.6
Sunday, February 16, 2014	9:10	0:10	43	57	45	39	-33	13.7	313	-13	1	1.9	4.6
Sunday, February 16, 2014	9:20	0:10	43	59	46	39	-33	13.4	305	-13	1	2.0	5.6
Sunday, February 16, 2014	9:30	0:10	47	61	50	38	-999	-999.0	300	-12	1	2.0	7.0
Sunday, February 16, 2014	9:40	0:10	48	66	50	40	-999	-999.0	301	-12	1	2.0	8.2
Sunday, February 16, 2014	9:50	0:10	47	63	50	40	-999	-999.0	310	-12	1	1.9	5.0
Sunday, February 16, 2014	10:00	0:10	47	62	50	39	-999	-999.0	325	-12	1	2.0	5.7
Sunday, February 16, 2014	10:10	0:10	44	57	47	37	-999	-999.0	318	-12	1	1.7	3.9
Sunday, February 16, 2014	10:20	0:10	43	61	44	36	-999	-999.0	316	-12	1	1.7	4.6
Sunday, February 16, 2014	10:30	0:10	39	50	41	34	-999	-999.0	308	-12	1	1.5	4.8
Sunday, February 16, 2014	10:40	0:10	41	55	43	37	-999	-999.0	302	-11	1	1.3	3.2
Sunday, February 16, 2014	10:50	0:10	41	58	44	34	-999	-999.0	294	-11	1	1.5	4.4
Sunday, February 16, 2014	11:00	0:10	39	52	42	34	-999	-999.0	299	-11	1	1.3	3.0
Sunday, February 16, 2014	11:10	0:10	42	57	45	33	-999	-999.0	304	-11	1	1.7	3.9
Sunday, February 16, 2014	11:20	0:10	57	67	61	44	-999	-999.0	300	-11	1	3.7	9.7
Sunday, February 16, 2014	11:30	0:10	54	70	57	45	-999	-999.0	298	-10	1	3.5	8.7
Sunday, February 16, 2014	11:40	0:10	50	64	54	38	-999	-999.0	289	-10	1	3.0	6.7
Sunday, February 16, 2014	11:50	0:10	50	67	53	42	-999	-999.0	294	-10	1	2.6	8.4
Sunday, February 16, 2014	12:00	0:10	50	63	54	43	-999	-999.0	290	-10	1	2.4	7.4
Sunday, February 16, 2014	12:10	0:10	53	67	57	42	-999	-999.0	290	-10	1	3.0	8.7
Sunday, February 16, 2014	12:20	0:10	57	72	60	50	1943	13.5	299	-10	1	3.7	10.2
Sunday, February 16, 2014	12:30	0:10	56	67	60	49	1997	15.7	298	-10	1	3.5	8.9
Sunday, February 16, 2014	12:40	0:10	52	65	55	46	1898	13.2	297	-10	1	3.2	6.5
Sunday, February 16, 2014	12:50	0:10	53	66	57	45	1990	15.7	300	-10	1	3.3	7.6
Sunday, February 16, 2014	13:00	0:10	51	67	54	44	1987	16.6	300	-10	1	3.0	7.0
Sunday, February 16, 2014	13:10	0:10	51	62	54	45	1999	16.1	302	-10	1	2.8	6.7
Sunday, February 16, 2014	13:20	0:10	52	63	55	45	1988	15.8</					

Table B-6: Location 6 Winter Compliance Evaluation

Date	Time	Duration	Leq	Lmax	L(10)	L(90)	WT W6	WT W6	Onsite Met	Onsite Met	NWS Plymouth	Loc. 6	Loc. 6
	Start Time	(min)	(dBA)	(dBA)	(dBA)	(dBA)	Output (kW)	HH WS (m/s)	WD @ 75m (degrees)	Temp. (°C)	Precip. Obs.	Avg. WS @ 2m (m/s)	Gust WS @ 2m (m/s)
Sunday, February 16, 2014	14:00	0:10	48	66	51	42	12	15.7	307	-9		2.8	7.0
Sunday, February 16, 2014	14:10	0:10	49	63	52	44	-37	10.6	299	-9		3.0	7.6
Sunday, February 16, 2014	14:20	0:10	47	61	49	41	-37	10.2	296	-9		2.4	7.0
Sunday, February 16, 2014	14:30	0:10	43	56	45	40	-37	10.6	299	-10		1.7	5.0
Sunday, February 16, 2014	14:40	0:10	42	56	45	38	-37	10.5	300	-10		2.0	5.7
Sunday, February 16, 2014	14:50	0:10	44	59	46	36	-37	9.9	294	-10		2.0	5.9
Sunday, February 16, 2014	15:00	0:10	46	61	49	39	792	11.1	300	-10		2.2	5.2
Sunday, February 16, 2014	15:10	0:10	47	60	50	41	1736	11.2	299	-10		2.4	6.9
Sunday, February 16, 2014	15:20	0:10	50	66	55	39	1841	11.2	304	-10		2.8	6.5
Sunday, February 16, 2014	15:30	0:10	48	60	51	41	1454	9.7	295	-10		2.4	6.9
Sunday, February 16, 2014	15:40	0:10	48	61	52	42	1512	10.4	309	-10		2.8	7.8
Sunday, February 16, 2014	15:50	0:10	45	65	48	38	1253	9.3	304	-10		2.6	5.7
Sunday, February 16, 2014	16:00	0:10	43	60	46	35	932	8.5	309	-10		2.0	4.6
Sunday, February 16, 2014	16:10	0:10	39	56	41	34	1388	9.5	309	-10		2.0	5.2
Sunday, February 16, 2014	16:20	0:10	40	57	42	35	1308	9.3	302	-10		2.0	5.0
Sunday, February 16, 2014	16:30	0:10	40	60	43	35	1433	10.0	303	-11		1.9	5.2
Sunday, February 16, 2014	16:40	0:10	40	54	43	34	846	8.2	302	-11		1.9	5.0
Sunday, February 16, 2014	16:50	0:10	36	55	38	29	737	7.7	301	-11		1.5	3.5
Sunday, February 16, 2014	17:00	0:10	35	50	39	29	1083	8.8	294	-11		1.3	3.9
Sunday, February 16, 2014	17:10	0:10	30	44	32	26	732	7.6	295	-11		0.9	2.8
Sunday, February 16, 2014	17:20	0:10	34	48	37	27	737	7.5	296	-12		0.7	2.6
Sunday, February 16, 2014	17:30	0:10	35	52	39	29	806	7.9	302	-12		1.1	3.7
Sunday, February 16, 2014	17:40	0:10	36	51	38	30	582	7.2	300	-12		0.9	4.4
Sunday, February 16, 2014	17:50	0:10	37	51	39	31	395	6.5	302	-12		1.1	4.3
Sunday, February 16, 2014	18:00	0:10	37	53	39	29	617	7.3	303	-12		0.7	2.2
Sunday, February 16, 2014	18:10	0:10	39	55	41	33	403	6.3	303	-12		1.3	5.2
Sunday, February 16, 2014	18:20	0:10	39	53	42	34	1079	8.8	302	-12		1.5	4.4
Sunday, February 16, 2014	18:30	0:10	36	47	39	30	1335	9.5	300	-12		1.1	3.2
Sunday, February 16, 2014	18:40	0:10	40	54	44	31	1633	10.3	296	-12		1.5	4.3
Sunday, February 16, 2014	18:50	0:10	42	53	45	35	1606	10.5	298	-12		1.7	4.4
Sunday, February 16, 2014	19:00	0:10	43	58	46	37	1207	8.9	303	-12		1.9	4.4
Sunday, February 16, 2014	19:10	0:10	42	56	45	38	1144	9.0	303	-12		1.7	4.4
Sunday, February 16, 2014	19:20	0:10	40	62	41	35	1692	10.6	308	-12		1.7	4.3
Sunday, February 16, 2014	19:30	0:10	39	49	42	36	1917	12.0	308	-13		1.5	3.2
Sunday, February 16, 2014	19:40	0:10	40	55	42	36	1912	11.8	307	-13		1.5	5.0
Sunday, February 16, 2014	19:50	0:10	46	63	49	38	1848	11.5	311	-13		2.0	5.7
Sunday, February 16, 2014	20:00	0:10	45	62	48	38	1883	11.3	316	-13		2.0	4.8
Sunday, February 16, 2014	20:10	0:10	43	55	46	38	1906	12.0	317	-13		1.5	4.8
Sunday, February 16, 2014	20:20	0:10	45	53	47	42	1999	14.7	314	-14		1.7	4.6
Sunday, February 16, 2014	20:30	0:10	43	50	45	40	1980	12.9	315	-14		1.5	4.6
Sunday, February 16, 2014	20:40	0:10	43	58	45	38	1986	13.8	314	-14		1.7	4.3
Sunday, February 16, 2014	20:50	0:10	42	55	45	37	1997	14.1	317	-15		1.3	3.9
Sunday, February 16, 2014	21:00	0:10	41	50	43	38	1995	13.5	317	-15		1.3	3.9
Sunday, February 16, 2014	21:10	0:10	37	49	40	32	1910	12.1	323	-15		1.1	3.3
Sunday, February 16, 2014	21:20	0:10	34	44	36	31	1975	12.3	318	-15		1.1	2.4
Sunday, February 16, 2014	21:30	0:10	33	44	35	30	1858	11.3	318	-15		0.6	2.6
Sunday, February 16, 2014	21:40	0:10	37	46	40	34	1927	11.3	317	-15		1.3	3.7
Sunday, February 16, 2014	21:50	0:10	32	42	34	31	1920	11.3	321	-15		0.7	2.4
Sunday, February 16, 2014	22:00	0:10	32	41	33	30	1904	11.2	321	-15		0.7	1.9
Sunday, February 16, 2014	22:10	0:10	33	48	35	30	1661	10.2	318	-16		0.7	2.4
Sunday, February 16, 2014	22:20	0:10	30	43	32	28	1333	9.4	318	-16		0.7	1.5
Sunday, February 16, 2014	22:30	0:10	33	40	34	30	1200	8.9	320	-16		0.7	1.9
Sunday, February 16, 2014	22:40	0:10	31	41	33	29	985	8.5	319	-16		0.7	2.0
Sunday, February 16, 2014	22:50	0:10	34	50	37	30	1356	9.4	318	-16		0.9	3.0
Sunday, February 16, 2014	23:00	0:10	37	52	40	33	1583	10.0	316	-16		1.3	4.4
Sunday, February 16, 2014	23:10	0:10	39	55	41	35	1497	9.7	318	-16		1.5	3.7
Sunday, February 16, 2014	23:20	0:10	39	51	41	35	1157	8.9	318	-16		1.5	5.0
Sunday, February 16, 2014	23:30	0:10	37	49	40	34	1170	9.0	321	-16		1.5	4.1
Sunday, February 16, 2014	23:40	0:10	38	50	40	35	1358	9.5	320	-16		1.7	3.3
Sunday, February 16, 2014	23:50	0:10	38	53	40	35	1395	9.6	320	-16		1.5	3.0
Monday, February 17, 2014	0:00	0:10	40	57	43	35	1112	8.7	310	-16		1.7	4.1
Monday, February 17, 2014	0:10	0:10	41	55	43	37	1029	8.8	313	-16		1.7	3.9
Monday, February 17, 2014	0:20	0:10	37	56	39	32	1199	8.9	314	-16		1.5	4.8
Monday, February 17, 2014	0:30	0:10	37	51	39	31	1229	8.9	313	-16		1.7	3.3
Monday, February 17, 2014	0:40	0:10	36	56	38	33	1430	9.6	315	-16		1.3	3.7
Monday, February 17, 2014	0:50	0:10	34	46	36	32	1785	11.0	313	-16		1.1	3.3
Monday, February 17, 2014	1:00	0:10	37	50	39	33	1959	11.8	315	-16		1.3	3.5
Monday, February 17, 2014	1:10	0:10	39	53	41	36	1987	12.3	315	-17		1.1	3.3
Monday, February 17, 2014	1:20	0:10	38	53	41	35	1993	11.9	318	-16		1.5	3.9
Monday, February 17, 2014	1:30	0:10	38	51	41	35	1997	12.8	314	-16		1.5	4.6
Monday, February 17, 2014	1:40	0:10	36	46	38	33	2000	14.2	314	-16		1.1	2.6
Monday, February 17, 2014	1:50	0:10	36	54	38	34	1988	13.1	316	-16		1.5	3.5
Monday, February 17, 2014	2:00	0:10	40	52	44	36	2	12.4	316	-17		1.5	3.5
Monday, February 17, 2014	2:10	0:10	44	60	46	39	-37	13.1	318	-17		1.7	4.3
Monday, February 17, 2014	2:20	0:10	47	62	49	41	-37	12.8	317	-17		2.0	7.6
Monday, February 17, 2014	2:30	0:10	45	59	46	41	-37	13.2	315	-17		1.9	5.0
Monday, February 17, 2014	2:40	0:10	46	61	49	42	-37	12.6	314	-17		2.2	5.6
Monday, February 17, 2014	2:50	0:10	47	63	50	42	-37	12.2	314	-17		2.0	5.9
Monday, February 17, 2014	3:00	0:10	49	62	52	43	1233	13.5	318	-17		2.4	5.6
Monday, February 17, 2014	3:10	0:10	44	59	47	40	1999	14.7	317	-17		1.7	5.2
Monday, February 17, 2014	3:20	0:10	47	61	50	41	2000	14.2	318	-17		1.7	5.9
Monday, February 17, 2014	3:30	0:10	45	65	47	40	2000	15.7	319	-17		1.5	4.6
Monday, February 17, 2014	3:40	0:10	44	56	47	39	1998	13.6	320	-17		1.3	4.6
Monday, February 17, 2014	3:50	0:10	43	61	44	39	1960	13.0	320	-17		1.1	4.4
Monday, February 17, 2014	4:00	0:10	42	53	45	38	1927	12.7	318	-17		1.1	4.4
Monday, February 17, 2014	4:10	0:10	43	57	46	38	1888	11.7	318	-18		1.5	4.1
Monday, February 17, 2014	4:20	0:10	47	62	50	43	1987	13.5	321	-18		1.9	5.4
Monday, February 17, 2014	4:30	0:10	42	52	45	39	1966	12.2	320	-18		1.5	3.9
Monday, February 17, 2014	4:40	0:10	42	54	45	38	1983	12.9	319	-18		1.1	4.3
Monday, February 17, 2014	4:50	0:10	45	53	47	41	1909	12.2	322	-18		1.5	3.5
Monday, February 17, 2014	5:00	0:10	45	59	47	40	1990	13.4	321	-18		1.5	4.1
Monday, February 17, 2014	5:10	0:10	47	64	49	40	1996	13.8	321	-18		1.5	5.4
Monday, February 17, 2014	5:20	0:10	41	50	43	36	1990	13.1	321	-18		1.7	4.1
Monday, February 17, 2014	5:30	0:10	43	59	46	37	1994	13.9	322	-18		1.5	4.6
Monday, February 17, 2014	5:40	0:10	39	49	41	35	1994	13.7	320	-18		1.3	3.5
Monday, February 17, 2014	5:50	0:10	38	53	40	34	1985	13.1	321	-18		1.1	2.8
Monday, February 17, 2014	6:00	0:10	39	57	42	35	1982	12.6	321	-18		1.5	3.5
Monday, February 17, 2014	6:10	0:10	40	54	41	36	1981	13.3	323	-18		1.5	4.4
Monday, February 17, 2014	6:20	0:10	40	51	43	37	1998	14.6	323	-18		1.1	3.2
Monday, February 17, 2014	6:30	0:10	38	55									

Table B-6: Location 6 Winter Compliance Evaluation

Date	Time	Duration	Leq	Lmax	L(10)	L(90)	WT W6	WT W6	Onsite Met	Onsite Met	NWS Plymouth	Loc. 6	Loc. 6
	Start Time	(min)	(dBA)	(dBA)	(dBA)	(dBA)	Output (kW)	HH WS (m/s)	WD @ 75m (degrees)	Temp. (°C)	Precip. Obs.	Avg. WS @ 2m (m/s)	Gust WS @ 2m (m/s)
Monday, February 17, 2014	7:00	0:10	43	65	44	36	1981	14.2	327	-19		1.3	5.6
Monday, February 17, 2014	7:10	0:10	38	53	40	35	1991	13.7	326	-19		1.3	3.0
Monday, February 17, 2014	7:20	0:10	44	58	47	37	1992	13.3	326	-19		1.5	4.4
Monday, February 17, 2014	7:30	0:10	41	54	43	37	1991	12.8	326	-19		1.1	3.9
Monday, February 17, 2014	7:40	0:10	43	61	46	36	1980	13.2	327	-19		1.7	5.9
Monday, February 17, 2014	7:50	0:10	42	58	45	38	1999	14.4	321	-19		1.7	4.4
Monday, February 17, 2014	8:00	0:10	44	56	47	40	2000	14.4	323	-18		1.7	5.0
Monday, February 17, 2014	8:10	0:10	48	64	51	42	1999	15.2	322	-18		1.7	6.7
Monday, February 17, 2014	8:20	0:10	59	80	61	47	1999	15.6	319	-18		2.0	7.0
Monday, February 17, 2014	8:30	0:10	53	67	56	47	2000	14.9	322	-18		1.7	4.1
Monday, February 17, 2014	8:40	0:10	51	58	53	48	2000	14.8	322	-18		2.0	5.7
Monday, February 17, 2014	8:50	0:10	49	58	52	44	1999	14.6	321	-17		2.0	5.6
Monday, February 17, 2014	9:00	0:10	47	55	50	44	1998	13.3	322	-17		1.7	5.2
Monday, February 17, 2014	9:10	0:10	51	65	54	44	1905	12.1	321	-17		2.0	6.1
Monday, February 17, 2014	9:20	0:10	48	56	51	44	1957	12.7	321	-17		2.0	5.6
Monday, February 17, 2014	9:30	0:10	53	66	56	48	1999	13.9	322	-17		2.6	7.8
Monday, February 17, 2014	9:40	0:10	48	57	50	44	1959	12.3	329	-16		1.7	5.0
Monday, February 17, 2014	9:50	0:10	49	60	52	45	1998	13.7	327	-16		1.5	3.9
Monday, February 17, 2014	10:00	0:10	51	64	53	46	1831	11.3	326	-16		1.7	5.2
Monday, February 17, 2014	10:10	0:10	49	56	51	45	1848	11.7	326	-16		1.5	4.1
Monday, February 17, 2014	10:20	0:10	47	59	50	43	1933	13.0	324	-15		1.3	5.0
Monday, February 17, 2014	10:30	0:10	50	67	53	42	2000	13.6	323	-15		2.0	8.2
Monday, February 17, 2014	10:40	0:10	47	56	50	43	1986	12.9	325	-15		1.5	3.9
Monday, February 17, 2014	10:50	0:10	52	62	55	46	1981	13.2	324	-15		2.2	5.6
Monday, February 17, 2014	11:00	0:10	50	60	53	45	1997	14.0	323	-14		1.9	4.8
Monday, February 17, 2014	11:10	0:10	50	60	53	45	1947	12.3	324	-14		1.7	5.4
Monday, February 17, 2014	11:20	0:10	50	62	52	46	1957	12.8	322	-14		1.7	4.4
Monday, February 17, 2014	11:30	0:10	51	73	53	43	1976	13.3	323	-14		2.4	9.1
Monday, February 17, 2014	11:40	0:10	51	63	55	39	1992	13.4	322	-13		2.0	5.4
Monday, February 17, 2014	11:50	0:10	46	55	49	42	1993	13.6	324	-13		1.5	3.9
Monday, February 17, 2014	12:00	0:10	52	82	52	41	1959	13.0	323	-13		1.3	3.5
Monday, February 17, 2014	12:10	0:10	52	78	55	47	1981	12.8	318	-13		2.0	6.9
Monday, February 17, 2014	12:20	0:10	51	64	54	44	1893	11.3	322	-13		2.0	5.7
Monday, February 17, 2014	12:30	0:10	53	67	55	47	1993	12.6	320	-12		2.6	5.7
Monday, February 17, 2014	12:40	0:10	50	64	52	45	1990	13.4	319	-12		2.0	4.8
Monday, February 17, 2014	12:50	0:10	50	67	54	43	1907	11.5	319	-12		1.9	5.7
Monday, February 17, 2014	13:00	0:10	47	55	49	43	1550	10.2	320	-12		2.0	4.4
Monday, February 17, 2014	13:10	0:10	51	62	54	44	1830	11.7	319	-11		2.6	5.9
Monday, February 17, 2014	13:20	0:10	51	67	54	45	1755	12.1	320	-11		2.6	8.9
Monday, February 17, 2014	13:30	0:10	53	66	56	49	1995	13.2	317	-11		2.8	7.2
Monday, February 17, 2014	13:40	0:10	51	65	54	47	1801	10.9	320	-11		2.6	6.3
Monday, February 17, 2014	13:50	0:10	49	65	52	43	1426	9.6	319	-11		2.4	6.9
Monday, February 17, 2014	14:00	0:10	49	60	52	42	28	9.3	320	-11		1.7	6.1
Monday, February 17, 2014	14:10	0:10	47	57	50	43	-37	11.6	313	-11		1.9	4.6
Monday, February 17, 2014	14:20	0:10	48	57	50	43	-37	12.4	310	-11		1.7	4.4
Monday, February 17, 2014	14:30	0:10	46	58	48	41	-37	13.8	309	-11		1.5	5.4
Monday, February 17, 2014	14:40	0:10	48	54	50	43	-37	14.8	312	-10		1.5	5.0
Monday, February 17, 2014	14:50	0:10	47	59	50	41	-37	14.9	318	-11		1.9	6.3
Monday, February 17, 2014	15:00	0:10	49	60	53	40	762	14.4	320	-11		2.4	7.2
Monday, February 17, 2014	15:10	0:10	44	56	46	39	1996	14.7	315	-10		1.7	4.3
Monday, February 17, 2014	15:20	0:10	38	51	41	33	1997	13.8	310	-10		1.5	3.9
Monday, February 17, 2014	15:30	0:10	39	49	42	34	1999	14.2	311	-11		1.5	4.1
Monday, February 17, 2014	15:40	0:10	36	53	38	31	1997	12.5	310	-11		0.9	3.5
Monday, February 17, 2014	15:50	0:10	35	52	37	30	1853	10.8	304	-11		1.3	3.2
Monday, February 17, 2014	16:00	0:10	39	55	43	31	1630	10.2	316	-11		1.5	4.6
Monday, February 17, 2014	16:10	0:10	39	55	42	32	1804	10.4	308	-11		1.5	4.3
Monday, February 17, 2014	16:20	0:10	43	62	45	34	1663	10.5	326	-12		2.0	5.2
Monday, February 17, 2014	16:30	0:10	38	57	41	31	1282	9.1	333	-12		1.3	5.0
Monday, February 17, 2014	16:40	0:10	32	49	35	25	917	8.2	321	-12		1.1	2.8
Monday, February 17, 2014	16:50	0:10	39	60	41	22	360	5.8	311	-12		0.6	2.0
Monday, February 17, 2014	17:00	0:10	30	41	34	21	315	5.8	316	-12		0.6	2.4
Monday, February 17, 2014	17:10	0:10	32	47	35	23	440	6.6	315	-13		0.9	3.0
Monday, February 17, 2014	17:20	0:10	27	42	29	22	652	7.5	319	-13		0.6	1.7
Monday, February 17, 2014	17:30	0:10	30	41	32	26	603	7.1	324	-13		0.9	1.9
Monday, February 17, 2014	17:40	0:10	33	52	35	31	852	8.1	330	-13		1.1	2.0
Monday, February 17, 2014	17:50	0:10	35	56	35	29	997	8.4	329	-13		1.3	3.0
Monday, February 17, 2014	18:00	0:10	32	51	33	29	600	7.2	314	-13		0.9	2.2
Monday, February 17, 2014	18:10	0:10	32	45	34	30	1111	8.6	317	-14		1.1	3.0
Monday, February 17, 2014	18:20	0:10	32	56	32	23	1715	10.1	318	-14		1.1	3.2
Monday, February 17, 2014	18:30	0:10	28	41	29	22	1888	10.9	313	-14		0.2	0.9
Monday, February 17, 2014	18:40	0:10	23	39	24	22	1629	10.0	314	-14		0.2	0.9
Monday, February 17, 2014	18:50	0:10	26	51	25	22	1972	11.3	316	-14		0.2	1.1
Monday, February 17, 2014	19:00	0:10	24	47	23	16	1681	10.0	321	-14		0.0	0.4
Monday, February 17, 2014	19:10	0:10	21	38	24	17	1459	9.5	323	-14		0.4	1.1
Monday, February 17, 2014	19:20	0:10	28	40	30	24	889	8.0	324	-14		0.6	1.5
Monday, February 17, 2014	19:30	0:10	28	44	31	25	600	7.0	326	-14		0.7	3.3
Monday, February 17, 2014	19:40	0:10	25	35	26	24	605	7.1	325	-14		0.7	1.7
Monday, February 17, 2014	19:50	0:10	25	46	27	18	889	8.0	329	-15		0.6	2.4
Monday, February 17, 2014	20:00	0:10	21	39	22	16	120	4.5	327	-15		0.4	1.3
Monday, February 17, 2014	20:10	0:10	22	51	20	15	106	4.6	318	-15		0.0	0.4
Monday, February 17, 2014	20:20	0:10	20	35	23	15	375	6.2	320	-15		0.0	0.0
Monday, February 17, 2014	20:30	0:10	25	31	26	23	757	7.7	328	-15		0.6	1.5
Monday, February 17, 2014	20:40	0:10	26	46	30	21	978	8.6	315	-15		0.6	1.5
Monday, February 17, 2014	20:50	0:10	29	41	31	26	1083	8.6	315	-15		0.7	1.9
Monday, February 17, 2014	21:00	0:10	30	42	31	26	1404	9.1	324	-15		0.2	0.6
Monday, February 17, 2014	21:10	0:10	28	37	29	26	1490	9.4	322	-15		0.7	1.7
Monday, February 17, 2014	21:20	0:10	29	36	31	25	1183	8.7	320	-14		0.6	1.7
Monday, February 17, 2014	21:30	0:10	25	39	26	21	965	8.3	323	-15		0.0	0.6
Monday, February 17, 2014	21:40	0:10	25	35	27	23	809	7.9	330	-15		0.4	1.5
Monday, February 17, 2014	21:50	0:10	23	28	25	22	1145	8.6	331	-15		0.2	0.7
Monday, February 17, 2014	22:00	0:10	23	26	24	22	870	7.8	334	-15		0.2	0.9
Monday, February 17, 2014	22:10	0:10	24	37	26	17	719	7.5	355	-15		0.7	1.1
Monday, February 17, 2014	22:20	0:10	22	39	21	15	442	6.6	354	-14		0.4	0.9
Monday, February 17, 2014	22:30	0:10	24	34	25	21	107	4.2	31	-14		0.7	1.3
Monday, February 17, 2014	22:40	0:10	23	27	25	21	-37	2.4	30	-15		0.4	1.3
Monday, February 17, 2014	22:50	0:10	24	39	24	21	-37	2.8	39	-14		0.6	1.3
Monday, February 17, 2014	23:00	0:10	17	22	19	13	0	4.2	42	-14		0.2	0.7
Monday, February 17, 2014	23:10	0:10	14	23	15	14	-6	5.0	63	-13		0.4	1.1
Monday, February 17, 2014	23:20	0:10	21	27	24	19	-4	3.9	64	-13		0.2	0.7
Monday, February 17, 2014	23:30	0:10	25	4									

Table B-6: Location 6 Winter Compliance Evaluation

Date	Time	Duration	Leq	Lmax	L(10)	L(90)	WT W6	WT W6	Onsite Met	Onsite Met	NWS Plymouth	Loc. 6	Loc. 6
	Start Time	(min)	(dBA)	(dBA)	(dBA)	(dBA)	Output (kW)	HH WS (m/s)	WD @ 75m (degrees)	Temp. (°C)	Precip. Obs.	Avg. WS @ 2m (m/s)	Gust WS @ 2m (m/s)
Tuesday, February 18, 2014	0:00	0:10	17	32	20	13	-37	1.9	139	-12		0.0	0.7
Tuesday, February 18, 2014	0:10	0:10	40	58	41	13	-37	1.7	143	-11		0.4	1.1
Tuesday, February 18, 2014	0:20	0:10	37	60	25	21	-37	2.3	137	-12		0.0	0.6
Tuesday, February 18, 2014	0:30	0:10	26	42	25	14	-38	2.9	128	-12		0.4	0.7
Tuesday, February 18, 2014	0:40	0:10	18	31	20	13	-2	3.3	134	-12		0.2	0.7
Tuesday, February 18, 2014	0:50	0:10	17	37	20	13	62	4.1	127	-12		0.2	0.7
Tuesday, February 18, 2014	1:00	0:10	17	22	19	13	98	4.7	128	-13		0.2	0.7
Tuesday, February 18, 2014	1:10	0:10	23	26	24	13	159	5.0	128	-13		0.4	1.3
Tuesday, February 18, 2014	1:20	0:10	22	33	23	22	213	5.4	127	-13		0.0	0.9
Tuesday, February 18, 2014	1:30	0:10	24	35	26	21	237	5.7	131	-13		0.0	0.0
Tuesday, February 18, 2014	1:40	0:10	23	39	24	14	237	5.6	138	-13		0.0	0.7
Tuesday, February 18, 2014	1:50	0:10	18	44	19	13	286	5.8	140	-13		0.0	0.0
Tuesday, February 18, 2014	2:00	0:10	22	26	23	19	-19	5.2	144	-12		0.2	0.6
Tuesday, February 18, 2014	2:10	0:10	25	40	25	22	-37	5.3	144	-13		0.2	1.1
Tuesday, February 18, 2014	2:20	0:10	22	25	24	13	-37	5.6	142	-13		0.4	0.9
Tuesday, February 18, 2014	2:30	0:10	17	24	19	13	-37	6.1	139	-13		0.2	0.9
Tuesday, February 18, 2014	2:40	0:10	16	22	19	13	-37	6.6	140	-13		0.0	0.6
Tuesday, February 18, 2014	2:50	0:10	24	47	24	22	-37	7.0				0.4	0.9
Tuesday, February 18, 2014	3:00	0:10	17	34	23	14	548	7.2	134	-13		0.0	0.4
Tuesday, February 18, 2014	3:10	0:10	20	32	22	18	467	6.5	133	-13		0.4	1.1
Tuesday, February 18, 2014	3:20	0:10	19	41	20	16	659	7.4	135	-13		0.2	0.7
Tuesday, February 18, 2014	3:30	0:10	24	26	25	22	371	6.2	138	-12		0.2	1.3
Tuesday, February 18, 2014	3:40	0:10	25	38	26	24	421	6.3	136	-12		0.4	1.3
Tuesday, February 18, 2014	3:50	0:10	30	54	30	27	503	6.7	135	-12		0.6	1.1
Tuesday, February 18, 2014	4:00	0:10	30	47	31	21	300	5.8	132	-13		0.6	1.3
Tuesday, February 18, 2014	4:10	0:10	20	26	21	18	604	7.3	129	-13		0.2	0.9
Tuesday, February 18, 2014	4:20	0:10	21	25	23	16	411	6.3	134	-13		0.4	0.6
Tuesday, February 18, 2014	4:30	0:10	22	24	23	21	217	5.3	133	-13		0.0	0.7
Tuesday, February 18, 2014	4:40	0:10	22	25	23	21	478	6.6	123	-13		0.0	0.7
Tuesday, February 18, 2014	4:50	0:10	23	36	23	21	563	6.9	114	-13		0.2	0.7
Tuesday, February 18, 2014	5:00	0:10	23	31	25	19	856	8.0	117	-13		0.7	1.5
Tuesday, February 18, 2014	5:10	0:10	27	37	30	24	967	8.4	121	-14		0.9	1.7
Tuesday, February 18, 2014	5:20	0:10	27	36	30	21	1638	10.3	117	-14		0.2	1.3
Tuesday, February 18, 2014	5:30	0:10	34	42	38	29	791	8.0	127	-13		0.7	2.0
Tuesday, February 18, 2014	5:40	0:10	33	38	35	30	987	8.3	131	-13		1.3	2.2
Tuesday, February 18, 2014	5:50	0:10	29	53	29	25	895	8.2	123	-13		0.9	1.9
Tuesday, February 18, 2014	6:00	0:10	28	33	29	26	508	6.7	130	-13		0.4	1.1
Tuesday, February 18, 2014	6:10	0:10	26	42	28	24	297	5.7	133	-13		0.9	1.7
Tuesday, February 18, 2014	6:20	0:10	32	45	33	26	371	6.1	133	-13		0.9	1.7
Tuesday, February 18, 2014	6:30	0:10	30	35	32	28	541	7.0	128	-13		0.9	1.5
Tuesday, February 18, 2014	6:40	0:10	32	42	33	30	726	7.7	126	-13		0.9	1.9
Tuesday, February 18, 2014	6:50	0:10	33	49	35	30	610	7.1	128	-13		0.7	1.5
Tuesday, February 18, 2014	7:00	0:10	32	48	35	25	594	7.2	129	-13		0.7	1.5
Tuesday, February 18, 2014	7:10	0:10	26	38	29	22	687	7.5	124	-13		0.7	1.7
Tuesday, February 18, 2014	7:20	0:10	33	52	33	29	1047	8.6	121	-13		0.6	1.7
Tuesday, February 18, 2014	7:30	0:10	31	50	31	26	1250	9.1	120	-13		0.6	1.5
Tuesday, February 18, 2014	7:40	0:10	30	38	32	27	1010	8.4	119	-13		0.6	1.1
Tuesday, February 18, 2014	7:50	0:10	30	44	32	27	1037	8.5	118	-13		0.7	1.7
Tuesday, February 18, 2014	8:00	0:10	31	49	30	25	1121	8.8	110	-13		0.7	1.7
Tuesday, February 18, 2014	8:10	0:10	29	47	30	25	1033	8.6	106	-14		0.7	1.7
Tuesday, February 18, 2014	8:20	0:10	35	49	38	28	1183	8.6	105	-14		0.7	1.3
Tuesday, February 18, 2014	8:30	0:10	37	40	38	35	1336	9.4	95	-14	1	0.7	1.5
Tuesday, February 18, 2014	8:40	0:10	36	39	36	35	1016	8.5	105	-14	1	0.6	1.7
Tuesday, February 18, 2014	8:50	0:10	35	52	38	25	1027	8.4	111	-14	1	0.7	1.3
Tuesday, February 18, 2014	9:00	0:10	31	49	31	24	728	7.7	118	-13	1	0.7	2.0
Tuesday, February 18, 2014	9:10	0:10	33	46	35	31	1121	8.5	129	-13	1	1.1	2.0
Tuesday, February 18, 2014	9:20	0:10	33	56	34	29	250	5.5	132	-13	1	0.7	1.9
Tuesday, February 18, 2014	9:30	0:10	30	38	32	28	215	5.5	131	-12		0.7	2.0
Tuesday, February 18, 2014	9:40	0:10	32	52	34	27	515	6.7	128	-11		0.4	1.5
Tuesday, February 18, 2014	9:50	0:10	44	64	46	28	1071	8.6	128	-11		0.2	0.9
Tuesday, February 18, 2014	10:00	0:10	33	52	34	27	675	7.4	129	-11		0.6	1.7
Tuesday, February 18, 2014	10:10	0:10	32	54	34	29	710	7.5	130	-11	1	0.9	2.0
Tuesday, February 18, 2014	10:20	0:10	31	38	34	28	598	7.1	133	-11	1	0.9	2.8
Tuesday, February 18, 2014	10:30	0:10	33	49	34	27	543	6.9	127	-10	1	0.6	2.2
Tuesday, February 18, 2014	10:40	0:10	31	44	32	28	716	7.6	129	-11	1	0.4	1.9
Tuesday, February 18, 2014	10:50	0:10	29	37	30	27	582	7.1	129	-11	1	0.7	1.9
Tuesday, February 18, 2014	11:00	0:10	30	38	32	28	886	8.2	124	-11	1	1.3	2.4
Tuesday, February 18, 2014	11:10	0:10	33	56	34	30	1770	10.5	121	-11	1	0.7	2.2
Tuesday, February 18, 2014	11:20	0:10	29	33	31	27	1352	9.3	122	-11	1	0.6	2.0
Tuesday, February 18, 2014	11:30	0:10	33	46	35	28	1217	9.0	126	-10	1	0.7	1.7
Tuesday, February 18, 2014	11:40	0:10	37	56	37	32	1152	8.9	126	-10	1	0.7	2.2
Tuesday, February 18, 2014	11:50	0:10	36	56	37	29	909	8.3	126	-10	1	0.4	1.5
Tuesday, February 18, 2014	12:00	0:10	31	45	32	28	736	7.7	125	-10	1	0.6	2.2
Tuesday, February 18, 2014	12:10	0:10	30	42	32	27	880	8.1	119	-10	1	0.7	1.9
Tuesday, February 18, 2014	12:20	0:10	27	32	28	25	609	7.2	114	-10	1	0.4	1.5
Tuesday, February 18, 2014	12:30	0:10	29	36	31	26	789	7.9	117	-10	1	0.6	1.5
Tuesday, February 18, 2014	12:40	0:10	31	38	32	29	927	8.3	121	-10	1	0.7	1.5
Tuesday, February 18, 2014	12:50	0:10	31	55	31	27	1017	8.6	120	-10	1	0.9	2.0
Tuesday, February 18, 2014	13:00	0:10	30	49	31	27	959	8.4	116	-10	1	0.9	1.7
Tuesday, February 18, 2014	13:10	0:10	29	44	30	26	1081	8.5	113	-10	1	0.6	1.5
Tuesday, February 18, 2014	13:20	0:10	26	37	28	25	990	8.2	107	-11	1	0.2	0.9
Tuesday, February 18, 2014	13:30	0:10	27	36	28	25	1172	8.5	103	-11	1	0.4	1.1
Tuesday, February 18, 2014	13:40	0:10	26	37	28	25	1362	9.1	96	-10	1	0.4	1.5
Tuesday, February 18, 2014	13:50	0:10	29	42	30	27	1298	8.6	93	-10	1	0.4	1.1
Tuesday, February 18, 2014	14:00	0:10	30	39	31	28	1017	8.0	94	-10	1	0.9	2.0
Tuesday, February 18, 2014	14:10	0:10	30	45	30	27	1547	9.7	95	-10	1	0.9	1.7
Tuesday, February 18, 2014	14:20	0:10	29	39	32	27	1080	8.0	94	-10	1	0.7	2.6
Tuesday, February 18, 2014	14:30	0:10	27	38	28	25	1306	8.9	92	-10	1	0.4	1.1
Tuesday, February 18, 2014	14:40	0:10	27	36	28	26	1364	9.1	91	-10	1	0.6	1.7
Tuesday, February 18, 2014	14:50	0:10	27	33	28	25	1632	10.0	87	-10	1	0.4	1.7
Tuesday, February 18, 2014	15:00	0:10	45	58	48	26	1840	10.9	84	-10	1	0.2	0.9
Tuesday, February 18, 2014	15:10	0:10	40	55	46	26	1802	10.4	82	-9	1	0.4	1.9
Tuesday, February 18, 2014	15:20	0:10	28	36	29	26	1799	10.5	81	-9	1	0.6	1.7
Tuesday, February 18, 2014	15:30	0:10	29	37	31	26	1582	9.9	82	-9	1	0.7	2.0
Tuesday, February 18, 2014	15:40	0:10	26	34	27	24	1330	9.1	82	-9	1	0.4	1.3
Tuesday, February 18, 2014	15:50	0:10	27	36	28	25	1058	8.1	83	-9	1	0.0	0.9
Tuesday, February 18, 2014	16:00	0:10	28	38	29	26	947	7.9	85	-9	1	0.2	1.1
Tuesday, February 18, 2014	16:10	0:10	28	41	30	26	847	7.5	87	-9	1	0.4	1.5
Tuesday, February 18, 2014	16:20	0:10	27	53	27	25	1236	8.6	85	-9	1	0.2	1.3
Tuesday, February 18, 2014	16:30	0:10	26	31	27	25	925	7.6	82	-9	1	0.2	1.1

Table B-6: Location 6 Winter Compliance Evaluation

Date	Time	Duration	Leq	Lmax	L(10)	L(90)	WT W6	WT W6	Onsite Met	Onsite Met	NWS Plymouth	Loc. 6	Loc. 6
	Start Time	(min)	(dBA)	(dBA)	(dBA)	(dBA)	Output (kW)	HH WS (m/s)	WD @ 75m (degrees)	Temp. (°C)	Precip. Obs.	Avg. WS @ 2m (m/s)	Gust WS @ 2m (m/s)
Tuesday, February 18, 2014	17:00	0:10	49	68	53	25	554	6.3	77	-8	1	0.0	0.9
Tuesday, February 18, 2014	17:10	0:10	25	41	25	23	711	6.9	77	-8	1	0.2	1.5
Tuesday, February 18, 2014	17:20	0:10	32	49	33	24	378	5.7	79	-8	1	0.0	0.7
Tuesday, February 18, 2014	17:30	0:10	27	35	31	23	199	5.2	75	-8	1	0.0	0.0
Tuesday, February 18, 2014	17:40	0:10	26	35	29	24	325	5.8	68	-8	1	0.0	0.0
Tuesday, February 18, 2014	17:50	0:10	27	36	31	23	287	5.5	65	-8	1	0.0	0.0
Tuesday, February 18, 2014	18:00	0:10	33	53	35	23	44	4.6	69	-8	1	0.2	0.9
Tuesday, February 18, 2014	18:10	0:10	34	52	38	19	-23	3.3	63	-8	1	0.0	0.2
Tuesday, February 18, 2014	18:20	0:10	28	51	30	20	-28	3.4	60	-8	1	0.0	0.0
Tuesday, February 18, 2014	18:30	0:10	24	41	24	19	-37	3.5	58	-8	1	0.0	0.0
Tuesday, February 18, 2014	18:40	0:10	24	47	26	20	-37	3.3	56	-7	1	0.0	0.0
Tuesday, February 18, 2014	18:50	0:10	30	49	35	17	-37	3.5	50	-7	1	0.0	0.0
Tuesday, February 18, 2014	19:00	0:10	24	40	26	18	-38	2.4	49	-7	1	0.0	0.0
Tuesday, February 18, 2014	19:10	0:10	22	45	22	18	-38	2.4	51	-7	1	0.0	0.0
Tuesday, February 18, 2014	19:20	0:10	29	50	33	20	-38	2.2	53	-7	1	0.0	0.0
Tuesday, February 18, 2014	19:30	0:10	31	50	34	21	-33	3.3	48	-7	1	0.0	0.0
Tuesday, February 18, 2014	19:40	0:10	23	33	23	22	-5	3.0	37	-7	1	0.0	0.2
Tuesday, February 18, 2014	19:50	0:10	35	55	38	16	19	3.6	32	-7	1	0.2	1.1
Tuesday, February 18, 2014	20:00	0:10	24	52	19	16	33	3.7	19	-7	1	0.0	0.7
Tuesday, February 18, 2014	20:10	0:10	18	27	19	16	-28	3.5	29	-7	1	0.6	1.5
Tuesday, February 18, 2014	20:20	0:10	31	47	36	18	171	5.1	18	-7	1	0.4	1.1
Tuesday, February 18, 2014	20:30	0:10	35	51	38	26	173	5.2	7	-7	1	0.0	0.0
Tuesday, February 18, 2014	20:40	0:10	26	43	29	21	197	5.4	14	-7	1	0.2	1.9
Tuesday, February 18, 2014	20:50	0:10	23	36	24	21	331	5.9	334	-8	1	0.6	1.7
Tuesday, February 18, 2014	21:00	0:10	22	32	23	20	394	6.1	320	-8	1	0.2	1.1
Tuesday, February 18, 2014	21:10	0:10	22	34	23	20	404	6.3	316	-8	1	0.6	1.3
Tuesday, February 18, 2014	21:20	0:10	22	34	23	20	591	6.9	309	-8	1	0.4	0.9
Tuesday, February 18, 2014	21:30	0:10	20	25	21	19	644	7.0	308	-8	1	0.0	0.9
Tuesday, February 18, 2014	21:40	0:10	19	27	21	17	695	7.2	305	-8	1	0.2	1.1
Tuesday, February 18, 2014	21:50	0:10	21	32	24	17	766	7.3	300	-8	1	0.4	1.1
Tuesday, February 18, 2014	22:00	0:10	21	32	22	19	515	6.3	294	-7	1	0.6	1.5
Tuesday, February 18, 2014	22:10	0:10	34	54	35	21	505	6.3	294	-7	1	0.2	0.9
Tuesday, February 18, 2014	22:20	0:10	26	46	30	20	470	6.1	291	-8	1	0.4	1.5
Tuesday, February 18, 2014	22:30	0:10	22	34	25	17	504	6.1	286	-8	1	0.4	1.1
Tuesday, February 18, 2014	22:40	0:10	20	27	21	18	696	6.9	281	-8	1	0.0	0.7
Tuesday, February 18, 2014	22:50	0:10	19	33	19	18	826	7.0	283	-8	1	0.0	0.0
Tuesday, February 18, 2014	23:00	0:10	17	23	19	15	1186	8.4	282	-8	1	0.0	0.0
Tuesday, February 18, 2014	23:10	0:10	16	33	16	14	1199	8.4	283	-8	1	0.0	0.0
Tuesday, February 18, 2014	23:20	0:10	19	29	22	17	1035	7.9	299	-8	1	0.0	0.0
Tuesday, February 18, 2014	23:30	0:10	22	32	23	21	1026	7.7	332	-8	1	0.2	0.6
Tuesday, February 18, 2014	23:40	0:10	22	32	23	21	883	7.3	320	-8	1	0.2	0.7
Tuesday, February 18, 2014	23:50	0:10	24	36	26	22	870	7.2	312	-8	1	0.2	1.1
Wednesday, February 19, 2014	0:00	0:10	23	29	25	19	939	7.4	319	-8	1	0.0	0.6
Wednesday, February 19, 2014	0:10	0:10	24	33	26	20	913	7.2	315	-8	1	0.0	0.6
Wednesday, February 19, 2014	0:20	0:10	24	31	27	21	891	7.3	303	-9	1	0.0	0.0
Wednesday, February 19, 2014	0:30	0:10	22	39	24	20	676	6.7	303	-8	1	0.0	0.0
Wednesday, February 19, 2014	0:40	0:10	22	25	23	20	672	6.8	300	-9	1	0.0	0.0
Wednesday, February 19, 2014	0:50	0:10	23	42	25	16	662	6.5	293	-9	1	0.0	0.0
Wednesday, February 19, 2014	1:00	0:10	18	34	20	15	556	6.3	296	-8	1	0.0	0.0
Wednesday, February 19, 2014	1:10	0:10	15	26	15	14	369	5.5	305	-8	1	0.0	0.0
Wednesday, February 19, 2014	1:20	0:10	14	20	15	14	284	5.0	316	-9	1	0.2	0.7
Wednesday, February 19, 2014	1:30	0:10	15	19	17	14	432	5.8	321	-9	1	0.0	0.0
Wednesday, February 19, 2014	1:40	0:10	18	24	21	14	519	6.0	308	-9	1	0.0	0.0
Wednesday, February 19, 2014	1:50	0:10	20	26	21	19	436	6.3	317	-9	1	0.2	0.7
Wednesday, February 19, 2014	2:00	0:10	21	24	21	20	-37	6.8	325	-9	1	0.0	0.6
Wednesday, February 19, 2014	2:10	0:10	17	26	20	14	-37	6.5	329	-8	1	0.0	0.0
Wednesday, February 19, 2014	2:20	0:10	16	29	17	14	-37	5.8	330	-8	1	0.2	0.6
Wednesday, February 19, 2014	2:30	0:10	14	19	14	13	-38	6.0	324	-8	1	0.0	0.4
Wednesday, February 19, 2014	2:40	0:10	14	19	14	13	-38	5.9	324	-8	1	0.2	0.7
Wednesday, February 19, 2014	2:50	0:10	14	18	16	13	-37	4.8	322	-8	1	0.0	0.2
Wednesday, February 19, 2014	3:00	0:10	16	24	17	14	52	4.0	317	-8	1	0.0	0.0
Wednesday, February 19, 2014	3:10	0:10	18	33	19	15	34	3.3	309	-8	1	0.0	0.0
Wednesday, February 19, 2014	3:20	0:10	20	28	22	16	-16	2.9	320	-8	1	0.0	0.0
Wednesday, February 19, 2014	3:30	0:10	21	24	21	19	-15	2.9	320	-8	1	0.0	0.9
Wednesday, February 19, 2014	3:40	0:10	27	41	31	19	85	3.7	278	-8	1	0.2	0.7
Wednesday, February 19, 2014	3:50	0:10	19	35	20	14	185	4.5	263	-8	1	0.0	0.7
Wednesday, February 19, 2014	4:00	0:10	19	33	23	15	433	6.0	248	-8	1	0.2	1.5
Wednesday, February 19, 2014	4:10	0:10	29	36	30	26	1080	7.9	240	-8	1	0.7	2.8
Wednesday, February 19, 2014	4:20	0:10	27	38	28	25	827	7.3	237	-8	1	0.6	2.2
Wednesday, February 19, 2014	4:30	0:10	25	32	27	24	763	7.2	234	-8	1	0.6	2.0
Wednesday, February 19, 2014	4:40	0:10	23	29	25	20	734	7.2	231	-8	1	0.9	2.4
Wednesday, February 19, 2014	4:50	0:10	19	32	20	15	492	6.3	229	-8	1	0.2	1.1
Wednesday, February 19, 2014	5:00	0:10	15	21	16	14	318	5.6	237	-8	1	0.2	0.9
Wednesday, February 19, 2014	5:10	0:10	18	22	20	14	347	5.6	235	-8	1	0.2	0.9
Wednesday, February 19, 2014	5:20	0:10	20	23	21	19	218	5.1	229	-8	1	0.2	0.7
Wednesday, February 19, 2014	5:30	0:10	21	31	21	19	-9	2.2	226	-8	1	0.4	0.9
Wednesday, February 19, 2014	5:40	0:10	19	30	21	17	-34	1.8	226	-8	1	0.2	1.1
Wednesday, February 19, 2014	5:50	0:10	20	35	19	15	-36	2.4	220	-8	1	0.0	0.0
Wednesday, February 19, 2014	6:00	0:10	29	45	31	15	-38	2.7	210	-8	1	0.2	0.9
Wednesday, February 19, 2014	6:10	0:10	19	23	20	19	-37	2.2	196	-8	1	0.0	0.0
Wednesday, February 19, 2014	6:20	0:10	20	28	21	19	-34	2.6	197	-7	1	0.0	0.0
Wednesday, February 19, 2014	6:30	0:10	20	37	20	16	-35	2.7	204	-7	1	0.0	0.0
Wednesday, February 19, 2014	6:40	0:10	26	48	26	18	-1	3.2	206	-7	1	0.0	0.0
Wednesday, February 19, 2014	6:50	0:10	43	61	47	19	-38	2.0	212	-7	1	0.0	0.0
Wednesday, February 19, 2014	7:00	0:10	41	58	42	37	-35	2.3	211	-7	1	0.0	0.0
Wednesday, February 19, 2014	7:10	0:10	25	37	28	20	-35	2.4	203	-7	1	0.4	0.9
Wednesday, February 19, 2014	7:20	0:10	24	38	27	16	-37	2.6	193	-7	1	0.0	0.6
Wednesday, February 19, 2014	7:30	0:10	42	59	46	18	-37	2.7	197	-7	1	0.0	0.0
Wednesday, February 19, 2014	7:40	0:10	41	57	44	35	-23	3.2	197	-7	1	0.0	0.0
Wednesday, February 19, 2014	7:50	0:10	41	62	43	26	25	4.0	183	-7	1	0.2	0.7
Wednesday, February 19, 2014	8:00	0:10	33	48	37	24	132	5.0	163	-7	1	0.2	1.1
Wednesday, February 19, 2014	8:10	0:10	41	52	46	34	183	4.8	155	-6	1	0.4	1.5
Wednesday, February 19, 2014	8:20	0:10	38	47	39	24	65	4.2	149	-7	1	0.4	1.3
Wednesday, February 19, 2014	8:30	0:10	27	44	23	18	288	5.8	139	-6	1	0.7	1.7
Wednesday, February 19, 2014	8:40	0:10	26	50	22	18	458	6.3	135	-7	1	0.2	1.1
Wednesday, February 19, 2014	8:50	0:10	31	49	37	19	261	5.3	135	-6	1	0.7	1.7
Wednesday, February 19, 2014	9:00	0:10	38	50	39	37	270	5.5	140	-6	1	0.9	1.7
Wednesday, February 19, 2014	9:10	0:10	31	54	29	22	224	5.4	131	-6	1	0.9	1.7
Wednesday, February 19, 2014	9:20	0:10	28	50	29	22	187	5.3	136	-5	1	0.2	0.9
Wednesday, February 19, 2014	9:30	0:10	29	47	30	26	239	5.6	144	-5	1	0.7	1.5
Wednesday, February 19, 2014	9:40	0:10											

Table B-6: Location 6 Winter Compliance Evaluation

Date	Time	Duration	Leq	Lmax	L(10)	L(90)	WT W6	WT W6	Onsite Met	Onsite Met	NWS Plymouth	Loc. 6	Loc. 6
	Start Time	(min)	(dBA)	(dBA)	(dBA)	(dBA)	Output (kW)	HH WS (m/s)	WD @ 75m (degrees)	Temp. (°C)	Precip. Obs.	Avg. WS @ 2m (m/s)	Gust WS @ 2m (m/s)
Wednesday, February 19, 2014	10:00	0:10	29	54	26	22	345	6.2	137	-6		0.4	1.5
Wednesday, February 19, 2014	10:10	0:10	30	44	32	25	392	6.4	140	-6		0.0	0.7
Wednesday, February 19, 2014	10:20	0:10	32	48	34	27	513	6.7	144	-6		0.4	1.5
Wednesday, February 19, 2014	10:30	0:10	29	47	30	26	655	7.5	147	-6		0.6	1.7
Wednesday, February 19, 2014	10:40	0:10	31	43	33	28	744	7.8	148	-6		1.3	2.4
Wednesday, February 19, 2014	10:50	0:10	33	50	35	29	1238	9.2	149	-6		1.1	2.0
Wednesday, February 19, 2014	11:00	0:10	35	47	37	33	1567	10.1	152	-6		1.3	2.8
Wednesday, February 19, 2014	11:10	0:10	34	42	36	31	1048	8.6	145	-6		1.1	2.6
Wednesday, February 19, 2014	11:20	0:10	38	49	40	34	438	6.6	147	-6		1.5	2.8
Wednesday, February 19, 2014	11:30	0:10	52	74	52	35	685	7.5	146	-6		1.7	3.2
Wednesday, February 19, 2014	11:40	0:10	36	49	38	32	912	8.4	136	-6		1.5	4.1
Wednesday, February 19, 2014	11:50	0:10	31	35	32	28	291	5.7	138	-6		0.6	1.7
Wednesday, February 19, 2014	12:00	0:10	33	55	34	26	450	6.6	142	-6		0.7	2.2
Wednesday, February 19, 2014	12:10	0:10	35	48	37	30	828	8.1	151	-6	1	1.3	2.8
Wednesday, February 19, 2014	12:20	0:10	37	61	39	30	622	7.3	140	-6	1	1.3	3.0
Wednesday, February 19, 2014	12:30	0:10	40	60	41	34	902	8.1	133	-6		1.7	3.5
Wednesday, February 19, 2014	12:40	0:10	37	60	38	31	782	7.8	134	-6		1.3	2.4
Wednesday, February 19, 2014	12:50	0:10	40	59	38	32	787	7.9	128	-6		1.3	2.6
Wednesday, February 19, 2014	13:00	0:10	37	56	37	31	420	6.5	124	-5		1.3	2.4
Wednesday, February 19, 2014	13:10	0:10	30	44	31	24	450	6.6	122	-6	1	0.7	2.0
Wednesday, February 19, 2014	13:20	0:10	26	41	28	22	429	6.6	124	-6	1	0.6	1.5
Wednesday, February 19, 2014	13:30	0:10	31	41	33	28	559	7.1	125	-6	1	1.3	2.0
Wednesday, February 19, 2014	13:40	0:10	31	40	32	29	698	7.6	117	-6	1	1.3	2.2
Wednesday, February 19, 2014	13:50	0:10	30	34	32	27	915	8.3	113	-6	1	0.9	1.7
Wednesday, February 19, 2014	14:00	0:10	30	41	31	28	-28	9.6	116	-6	1	0.9	1.9
Wednesday, February 19, 2014	14:10	0:10	32	45	33	30	-38	9.6	116	-6	1	1.3	2.8
Wednesday, February 19, 2014	14:20	0:10	32	40	34	29	-38	9.9	116	-6	1	1.3	2.6
Wednesday, February 19, 2014	14:30	0:10	33	50	36	30	-38	7.6	107	-6	1	1.1	2.2
Wednesday, February 19, 2014	14:40	0:10	39	57	39	30	-38	8.2	113	-6	1	1.3	2.4
Wednesday, February 19, 2014	14:50	0:10	30	36	32	27	-37	8.6	109	-6	1	1.1	2.2
Wednesday, February 19, 2014	15:00	0:10	31	39	34	28	488	8.0	107	-6	1	1.3	2.4
Wednesday, February 19, 2014	15:10	0:10	33	53	33	28	1312	9.6	110	-5	1	0.9	2.4
Wednesday, February 19, 2014	15:20	0:10	29	36	31	27	1097	8.6	111	-6	1	1.1	1.9
Wednesday, February 19, 2014	15:30	0:10	29	36	31	27	892	8.0	108	-6	1	0.9	2.0
Wednesday, February 19, 2014	15:40	0:10	28	32	29	26	477	6.8	107	-6	1	1.1	2.0
Wednesday, February 19, 2014	15:50	0:10	26	38	28	25	797	7.9	109	-6	1	0.7	1.7
Wednesday, February 19, 2014	16:00	0:10	33	51	34	24	545	6.9	107	-6	1	0.9	2.6
Wednesday, February 19, 2014	16:10	0:10	27	38	29	24	606	7.2	106	-6	1	0.7	2.0
Wednesday, February 19, 2014	16:20	0:10	26	39	26	23	485	6.6	105	-6	1	0.4	1.5
Wednesday, February 19, 2014	16:30	0:10	26	44	27	24	652	7.1	99	-6	1	0.7	1.9
Wednesday, February 19, 2014	16:40	0:10	24	47	25	17	482	6.5	90	-6	1	0.2	0.9
Wednesday, February 19, 2014	16:50	0:10	23	45	22	17	459	6.7	103	-6	1	0.4	1.1
Wednesday, February 19, 2014	17:00	0:10	22	46	24	16	385	5.9	98	-6	1	0.6	1.3
Wednesday, February 19, 2014	17:10	0:10	17	39	17	15	230	5.2	102	-6	1	0.4	1.1
Wednesday, February 19, 2014	17:20	0:10	35	59	29	15	464	6.3	99	-6	1	0.4	0.9
Wednesday, February 19, 2014	17:30	0:10	25	44	26	16	551	6.9	95	-6		0.6	0.9
Wednesday, February 19, 2014	17:40	0:10	21	33	22	19	424	6.2	98	-5		0.4	0.9
Wednesday, February 19, 2014	17:50	0:10	21	31	21	19	426	6.3	98	-5		0.6	0.9
Wednesday, February 19, 2014	18:00	0:10	31	52	26	18	202	5.3	95	-5		0.2	0.7
Wednesday, February 19, 2014	18:10	0:10	29	51	19	15	263	5.5	90	-5		0.2	0.6
Wednesday, February 19, 2014	18:20	0:10	24	45	23	15	210	5.1	92	-5		0.0	0.0
Wednesday, February 19, 2014	18:30	0:10	18	38	17	15	168	4.8	90	-5		0.0	0.0
Wednesday, February 19, 2014	18:40	0:10	19	29	21	15	59	3.7	91	-5		0.0	0.0
Wednesday, February 19, 2014	18:50	0:10	23	44	24	20	-31	2.7	87	-5		0.0	0.0
Wednesday, February 19, 2014	19:00	0:10	25	42	25	19	-29	3.0	96	-5		0.0	0.0
Wednesday, February 19, 2014	19:10	0:10	25	43	28	17	-25	3.0	94	-5		0.0	0.0
Wednesday, February 19, 2014	19:20	0:10	32	49	35	20	-42	2.5	103	-5		0.0	0.0
Wednesday, February 19, 2014	19:30	0:10	30	44	33	20	-24	3.1	91	-5		0.0	0.0
Wednesday, February 19, 2014	19:40	0:10	30	47	33	20	-38	2.6	119	-5		0.0	0.0
Wednesday, February 19, 2014	19:50	0:10	25	44	27	16	-38	2.3	140	-5		0.0	0.0
Wednesday, February 19, 2014	20:00	0:10	24	47	27	14	-38	1.6	167	-4		0.0	0.0
Wednesday, February 19, 2014	20:10	0:10	20	44	18	13	-38	1.2	174	-5		0.0	0.0
Wednesday, February 19, 2014	20:20	0:10	17	32	16	13	-38	1.0	200	-4		0.0	0.0
Wednesday, February 19, 2014	20:30	0:10	17	29	19	13	-38	0.3	211	-4		0.0	0.0
Wednesday, February 19, 2014	20:40	0:10	19	25	20	18	-35	0.8	237	-4		0.0	0.0
Wednesday, February 19, 2014	20:50	0:10	19	29	21	17	-33	1.5	242	-4	1	0.0	0.0
Wednesday, February 19, 2014	21:00	0:10	18	29	20	15	-33	2.4	265	-4	1	0.0	0.0
Wednesday, February 19, 2014	21:10	0:10	15	19	17	14	-33	3.4	271	-4	1	0.0	0.0
Wednesday, February 19, 2014	21:20	0:10	18	31	20	14	46	4.1	288	-4	1	0.0	0.0
Wednesday, February 19, 2014	21:30	0:10	23	47	20	18	155	5.3	281	-4	1	0.0	0.0
Wednesday, February 19, 2014	21:40	0:10	34	55	34	13	221	5.8	279	-4	1	0.0	0.0
Wednesday, February 19, 2014	21:50	0:10	14	19	14	13	324	6.1	282	-4	1	0.0	0.0
Wednesday, February 19, 2014	22:00	0:10	15	32	16	14	483	6.8	283	-4	1	0.0	0.0
Wednesday, February 19, 2014	22:10	0:10	18	21	19	15	260	5.6	285	-4	1	0.0	0.6
Wednesday, February 19, 2014	22:20	0:10	20	29	21	19	262	5.9	284	-3	1	0.0	0.0
Wednesday, February 19, 2014	22:30	0:10	16	19	17	15	226	5.5	285	-3	1	0.0	0.0
Wednesday, February 19, 2014	22:40	0:10	16	19	18	15	300	6.1	285	-3	1	0.0	0.0
Wednesday, February 19, 2014	22:50	0:10	18	36	19	17	523	6.7	286	-3		0.0	0.7
Wednesday, February 19, 2014	23:00	0:10	22	36	24	17	596	6.9	289	-3		0.6	1.5
Wednesday, February 19, 2014	23:10	0:10	22	27	23	22	609	6.8	287	-3		0.2	1.1
Wednesday, February 19, 2014	23:20	0:10	24	34	25	22	631	6.9	290	-3		0.2	0.9
Wednesday, February 19, 2014	23:30	0:10	23	28	24	22	519	6.8	293	-3		0.2	2.4
Wednesday, February 19, 2014	23:40	0:10	26	35	28	24	454	6.5	298	-3		0.4	1.5
Wednesday, February 19, 2014	23:50	0:10	32	43	34	27	599	7.1	300	-3		0.4	2.2
Thursday, February 20, 2014	0:00	0:10	36	54	37	31	849	8.0	301	-3		0.9	4.1
Thursday, February 20, 2014	0:10	0:10	38	54	41	32	1030	8.3	301	-3		1.1	3.0
Thursday, February 20, 2014	0:20	0:10	39	55	42	33	1465	9.8	299	-2		1.5	3.5
Thursday, February 20, 2014	0:30	0:10	42	55	45	37	1626	11.1	307	-2		2.0	4.4
Thursday, February 20, 2014	0:40	0:10	46	65	48	40	1995	14.2	302	-2		2.6	5.9
Thursday, February 20, 2014	0:50	0:10	47	63	49	42	1997	15.0	304	-2		2.4	4.8
Thursday, February 20, 2014	1:00	0:10	45	64	48	41	2000	14.8	303	-2		2.4	5.7
Thursday, February 20, 2014	1:10	0:10	47	65	49	42	2000	15.9	301	-2		2.6	6.3
Thursday, February 20, 2014	1:20	0:10	45	58	48	41	2000	16.7	302	-2		2.0	4.4
Thursday, February 20, 2014	1:30	0:10	48	65	50	41	2000	15.3	300	-2		2.4	5.4
Thursday, February 20, 2014	1:40	0:10	48	60	50	42	1999	13.5	301	-2		2.4	6.3
Thursday, February 20, 2014	1:50	0:10	49	64	51	41	1233	14.2	300	-2		2.6	6.1
Thursday, February 20, 2014	2:00	0:10	47	64	49	43	-37	13.9	301	-2		2.6	5.4
Thursday, February 20, 2014	2:10	0:10	44	59	46	40	-37	13.0	300	-2		2.0	5.7
Thursday, February 20, 2014	2:20	0:10	42	58	45	38	-37	13.2	299	-2		1.9	4.4
Thursday, February 20, 2014	2:30	0:10	39	52	42	34	-37	13.3	301	-2		1.1	2.8
Thursday, February 20, 2014	2:40	0:10	35	43	37	33	-37	11.7					

Table B-6: Location 6 Winter Compliance Evaluation

Date	Time	Duration	Leq	Lmax	L(10)	L(90)	WT W6	WT W6	Onsite Met	Onsite Met	NWS Plymouth	Loc. 6	Loc. 6
	Start Time	(min)	(dBA)	(dBA)	(dBA)	(dBA)	Output (kW)	HH WS (m/s)	WD @ 75m (degrees)	Temp. (°C)	Precip. Obs.	Avg. WS @ 2m (m/s)	Gust WS @ 2m (m/s)
Thursday, February 20, 2014	3:00	0:10	32	44	33	30	1239	9.6	302	-2		0.6	1.9
Thursday, February 20, 2014	3:10	0:10	29	35	31	27	1241	9.3	302	-2		0.4	1.7
Thursday, February 20, 2014	3:20	0:10	27	31	28	25	1036	8.7	305	-3		0.4	1.5
Thursday, February 20, 2014	3:30	0:10	26	30	27	25	1503	10.1	303	-3		0.2	0.9
Thursday, February 20, 2014	3:40	0:10	25	28	26	23	1443	9.8	304	-3		0.2	0.9
Thursday, February 20, 2014	3:50	0:10	23	28	25	21	1125	8.9	302	-3		0.4	1.7
Thursday, February 20, 2014	4:00	0:10	20	30	21	19	1211	9.2	292	-3		0.4	1.5
Thursday, February 20, 2014	4:10	0:10	24	37	26	23	1511	10.2	295	-3		0.6	1.9
Thursday, February 20, 2014	4:20	0:10	27	41	31	19	1614	10.3	291	-3		0.7	3.0
Thursday, February 20, 2014	4:30	0:10	21	29	22	19	1331	9.5	289	-3		0.2	1.3
Thursday, February 20, 2014	4:40	0:10	22	27	23	21	1731	10.6	289	-3		0.2	0.9
Thursday, February 20, 2014	4:50	0:10	25	32	28	21	1863	10.9	289	-3		0.4	1.5
Thursday, February 20, 2014	5:00	0:10	30	44	32	27	1734	10.7	291	-3		0.4	2.2
Thursday, February 20, 2014	5:10	0:10	31	47	34	27	1578	10.3	295	-3		0.9	3.3
Thursday, February 20, 2014	5:20	0:10	36	54	38	31	1921	11.8	294	-3		1.7	4.1
Thursday, February 20, 2014	5:30	0:10	34	49	37	30	1959	12.2	297	-3		1.3	3.0
Thursday, February 20, 2014	5:40	0:10	32	44	34	29	1990	13.0	297	-3		0.9	2.2
Thursday, February 20, 2014	5:50	0:10	40	58	43	29	1996	13.4	299	-3		1.5	3.7
Thursday, February 20, 2014	6:00	0:10	39	56	41	34	1999	13.1	300	-3		1.7	4.8
Thursday, February 20, 2014	6:10	0:10	38	57	41	34	1988	12.1	300	-3		1.7	4.3
Thursday, February 20, 2014	6:20	0:10	37	51	39	34	1863	11.3	303	-3		1.1	3.0
Thursday, February 20, 2014	6:30	0:10	41	58	43	34	1836	10.9	303	-3		1.5	5.0
Thursday, February 20, 2014	6:40	0:10	37	49	39	35	1951	11.5	304	-3		1.1	2.6
Thursday, February 20, 2014	6:50	0:10	36	47	38	34	1998	12.7	302	-3		1.3	3.7
Thursday, February 20, 2014	7:00	0:10	34	41	35	31	1989	12.5	301	-3		0.7	2.0
Thursday, February 20, 2014	7:10	0:10	34	46	35	31	1950	12.1	299	-3		0.7	2.0
Thursday, February 20, 2014	7:20	0:10	34	50	36	30	1827	11.0	303	-3		0.7	2.0
Thursday, February 20, 2014	7:30	0:10	35	50	38	32	1691	10.7	303	-3		0.9	3.5
Thursday, February 20, 2014	7:40	0:10	39	59	41	34	1551	10.2	303	-3		1.7	5.0
Thursday, February 20, 2014	7:50	0:10	39	56	42	35	1573	10.2	304	-3		1.7	4.6
Thursday, February 20, 2014	8:00	0:10	36	44	38	34	1904	11.2	309	-3		1.1	2.8
Thursday, February 20, 2014	8:10	0:10	37	54	39	33	1639	10.3	305	-3		1.1	4.3
Thursday, February 20, 2014	8:20	0:10	40	55	42	35	1572	10.1	306	-3		1.7	4.8
Thursday, February 20, 2014	8:30	0:10	42	56	45	37	1816	10.9	303	-2		1.9	4.1
Thursday, February 20, 2014	8:40	0:10	44	58	46	40	1643	10.6	302	-2		1.9	5.9
Thursday, February 20, 2014	8:50	0:10	44	56	46	40	1857	11.5	301	-2		2.0	4.8
Thursday, February 20, 2014	9:00	0:10	41	60	44	37	1905	11.9	299	-2		1.9	4.3
Thursday, February 20, 2014	9:10	0:10	45	60	47	40	1985	13.6	303	-2		2.0	6.3
Thursday, February 20, 2014	9:20	0:10	42	62	44	38	1983	12.7	302	-1		1.7	5.7
Thursday, February 20, 2014	9:30	0:10	49	73	44	36	1933	12.1	301	-1		1.5	3.9
Thursday, February 20, 2014	9:40	0:10	43	59	47	36	1943	12.3	294	-1		2.0	4.4
Thursday, February 20, 2014	9:50	0:10	47	60	49	41	1999	13.5	293	-1		2.2	5.7
Thursday, February 20, 2014	10:00	0:10	47	61	49	44	1973	12.4	292	0		2.2	5.4
Thursday, February 20, 2014	10:10	0:10	49	56	51	46	1890	11.6	287	0		2.4	5.7
Thursday, February 20, 2014	10:20	0:10	44	55	48	37	1733	10.7	288	0		1.9	3.7
Thursday, February 20, 2014	10:30	0:10	40	57	42	33	1267	9.2	290	0		2.2	5.6
Thursday, February 20, 2014	10:40	0:10	41	56	43	34	940	8.5	288	1		2.0	4.6
Thursday, February 20, 2014	10:50	0:10	38	54	41	32	1264	9.4	289	1		1.9	3.9
Thursday, February 20, 2014	11:00	0:10	39	54	41	30	1136	8.9	289	1		1.9	4.3
Thursday, February 20, 2014	11:10	0:10	44	57	47	33	1174	9.2	284	1		2.2	4.1
Thursday, February 20, 2014	11:20	0:10	37	50	41	31	888	8.2	286	2		1.9	4.1
Thursday, February 20, 2014	11:30	0:10	38	54	40	32	1355	9.6	286	2		2.0	5.6
Thursday, February 20, 2014	11:40	0:10	42	55	44	35	1064	8.8	280	3		2.0	5.7
Thursday, February 20, 2014	11:50	0:10	40	56	43	36	864	8.3	275	2		2.2	4.8
Thursday, February 20, 2014	12:00	0:10	38	55	41	33	752	7.9	282	3		2.0	3.9
Thursday, February 20, 2014	12:10	0:10	39	53	41	34	923	8.4	279	3		2.0	3.5
Thursday, February 20, 2014	12:20	0:10	40	53	42	35	1038	8.7	273	3		2.0	4.3
Thursday, February 20, 2014	12:30	0:10	40	56	42	33	843	7.9	277	3		2.0	5.0
Thursday, February 20, 2014	12:40	0:10	40	56	43	33	734	7.8	287	3		1.9	3.7
Thursday, February 20, 2014	12:50	0:10	38	53	41	32	546	7.1	286	3		1.9	3.9
Thursday, February 20, 2014	13:00	0:10	38	56	40	32	503	7.1	284	3		1.9	3.7
Thursday, February 20, 2014	13:10	0:10	39	51	42	34	576	7.3	283	4		1.9	4.8
Thursday, February 20, 2014	13:20	0:10	44	64	42	32	766	7.9	272	4		1.9	6.1
Thursday, February 20, 2014	13:30	0:10	40	58	43	33	929	8.5	278	3		2.0	5.4
Thursday, February 20, 2014	13:40	0:10	37	54	39	32	994	8.6	276	3		1.9	4.1
Thursday, February 20, 2014	13:50	0:10	37	51	39	31	1015	9.1	276	3		1.5	3.7
Thursday, February 20, 2014	14:00	0:10	37	56	40	28	-29	8.4	272	3		1.7	5.2
Thursday, February 20, 2014	14:10	0:10	49	68	51	32	-37	7.9	275	3		1.5	5.0
Thursday, February 20, 2014	14:20	0:10	50	52	50	49	-37	7.2	268	3		1.5	5.0
Thursday, February 20, 2014	14:30	0:10	49	69	50	28	-37	8.7	274	3		1.1	3.2
Thursday, February 20, 2014	14:40	0:10	31	56	33	23	-37	7.5	274	3		1.1	2.6
Thursday, February 20, 2014	14:50	0:10	28	40	30	23	-37	6.4	277	3		1.1	2.2
Thursday, February 20, 2014	15:00	0:10	24	39	26	20	595	8.0	281	3		1.1	2.2
Thursday, February 20, 2014	15:10	0:10	30	51	30	21	582	7.4	277	2		1.1	3.0
Thursday, February 20, 2014	15:20	0:10	28	41	30	24	558	7.2	276	2		0.9	2.2
Thursday, February 20, 2014	15:30	0:10	29	44	30	23	333	6.2	282	2		1.1	3.3
Thursday, February 20, 2014	15:40	0:10	33	49	35	23	294	6.0	283	2		1.3	3.0
Thursday, February 20, 2014	15:50	0:10	31	52	33	21	257	5.6	279	2		0.6	1.7
Thursday, February 20, 2014	16:00	0:10	30	47	32	23	180	5.3	254	2		0.7	3.0
Thursday, February 20, 2014	16:10	0:10	32	46	34	27	135	4.9	256	2		0.4	1.5
Thursday, February 20, 2014	16:20	0:10	33	46	35	29	268	6.0	246	2		0.6	1.5

Appendix C
Work Plan

MEMORANDUM

Date: May 15, 2013

To: Michael Clayton, Groton Wind LLC

From: Robert O'Neal, CCM, INCE, Epsilon Associates, Inc.

Subject: Sound Study Work Plan – Groton Wind Project, NH

On March 26, 2010, Groton Wind LLC filed an Application for a Certificate of Site and Facility to site, construct, and operate a Renewable Energy Facility consisting of 24 Gamesa wind turbines, each having a nameplate capacity of 2 megawatts (MW) for total nameplate capacity of 48 MW located in the Town of Groton, Grafton County, New Hampshire. On May 6, 2011, the State of New Hampshire Site Evaluation Committee (“SEC”) issued an Order and Certificate of Site and Facility with Conditions for the Groton Wind Project, in Groton, Grafton County, New Hampshire (Docket No. 2010-01). As part of this Certificate, the SEC ordered the following conditions (“Conditions” or “SEC Conditions”):

- *“sound levels generated by the Project at the outside facade of homes should not exceed 55 dBA or 5 dBA greater than ambient, whichever is greater, in day time and 45 dBA or 5 dBA greater than ambient, whichever is greater, at night”; and*
- *“sound levels generated by the Project shall not exceed 40 dBA or 5 dBA greater than ambient, whichever is greater as measured within the current boundaries of the Baker River Campground presently owned and operated by Ms. Cheryl Lewis”; and*
- *“after commercial operations of the Project commence, the Applicant shall retain an independent qualified acoustics engineer to take sound pressure level measurements in accordance with the most current version of ANSI S12.18. The measurements shall be taken at sensitive receptor locations as identified by the Applicant and Towns of Groton and Rumney. The periods of the noise measurements shall include, at a minimum, daytime, winter and summer seasons, and nighttime after 10 p.m. All sound pressure levels shall be measured with a sound meter that meets or exceeds the most current version of ANSI S1.4 specifications for a Type II sound meter. The Applicant shall provide the final report(s) of the acoustics engineer to the Subcommittee and Towns of Groton and Rumney within 30 days of its receipt by the Applicant;”*

Construction of the Groton Wind Facility was completed in December 2012. Commercial operations of the facility was declared, effective December 28, 2012.

Epsilon Associates, Inc. herein presents a summary of the proposed methodology for conducting post-construction sound level measurements at the Groton Wind Facility in Grafton County, NH. The purpose of the program is to determine compliance with the NH SEC approval conditions for sound.

Measurement Program

The monitoring program will be conducted consistent with ANSI S12.18-1994 "Procedures for Outdoor Measurement of Sound Pressure Level". Within ANSI S12.18-1994, Method #1: "General method for routine measurements" will be followed.

SCADA data showing power output (kW) and hub height wind speed for the wind turbines will be provided by Groton Wind following the conclusion of the program so that the operational status can be evaluated. Testing conditions must include the wind speed producing the highest sound power level. The highest sound power level (L_w) for the G87 is 106.4 dB(A) at 7 m/s wind speed at a reference height of 10 meters above ground level. This is approximately 9.7 m/s at a hub height of 78 meters. This will determine if a period of worst-case sound levels were generated by the wind turbines.

In order to identify that portion of the sound attributed to the wind turbine project, sound level measurements with the wind turbines turned off will need to be made. Groton Wind will work with Epsilon to coordinate any necessary shutdowns for purposing of measuring ambient sound levels. This will either be a series of regularly scheduled daily shutdowns, or Ambient will be measured for 30-minutes using a one-minute time history. These will involve scheduling multiple "wind turbine off" measurements during times of good power production to aid in determining a "wind turbine only" contribution and is required by the Order of Conditions to test the "5 dBA over ambient."

Proposed Testing Locations

The Groton Wind preconstruction sound level measurements were taken by Epsilon at six (6) locations. Those six locations are described below. Groton Wind proposes to replicate these locations for the post-construction sound study to the greatest extent practicable. In addition, two new potential locations are proposed: one is the Baker River Campground which was not measured by Epsilon, but is required in accordance with the by the SEC Certificate. The second new location is the residence of Phoebe Sanborn, who has voiced concerns about

sound from the wind turbines at a meeting of the Board of Selectman of the Town of Rumney. These eight locations are listed below and shown in the attached Figure 1.

- ◆ Location 1 – Halls Brook Road, Groton
 - Approximately 3,600 feet to the closest wind turbine (N6). This location is representative of the nearest residents to the west of the wind farm along Halls Brook Road. The meter would be located on leased landowner property. This location replicates the ambient sound survey location.
- ◆ Location 2 – Groton Hollow Road, Groton
 - Approximately 4,650 feet to the closest wind turbine (E2). This location is representative of the nearest residents to the north of the wind farm along Groton Hollow Road, but set far back from traffic on Route 25. The meter would be located on leased landowner property just inside the gate. This location replicates the ambient sound survey location.
- ◆ Location 3 – Plain Jane’s Diner, 897 Route 25, Rumney
 - Approximately 8,050 feet to the closest wind turbine (E2). This location is representative of the nearest residents to the north of the wind farm along Route 25. This location replicates the ambient sound survey location.
- ◆ Location 4 – Tenney Mountain Ski Area, Plymouth
 - Approximately 6,300 feet to the closest wind turbine (E5). This location is representative of the nearest residents to the east of the wind farm off Route 3A – Tenney Mountain slope side lodging. This location replicates the ambient sound survey location.
- ◆ Location 5 – NH Audubon Society, North Shore Road, Hebron
 - Approximately 15,200 feet to the closest wind turbine (E13). This location is representative of the residents to the south of the wind farm, and the nature center along Newfound Lake. This location replicates the ambient sound survey location.
- ◆ Location 6 – Groton Town Hall, 754 North Groton Road, Groton

- Approximately 10,500 feet to the closest wind turbine (W6). This location is representative of the nearest residents to the southwest of the wind farm along North Groton Road. This location replicates the ambient sound survey location.
- ◆ Location A – Phoebe Sanborn residence, 145 Old North Groton Road, Rumney
 - Approximately 3,000 feet to the closest wind turbine (N2). This additional location is near a residence that has complained of wind turbine noise. Testing at this location is contingent upon receiving permission from the landowner. If permission is not received, then this location will not be tested.
- ◆ Location B – Baker River Campground, 56 Campground Road, Rumney
 - Approximately 8,200 feet to the closest proposed wind turbine (E2). Preconstruction measurements were done by the SEC sound consultant at campsite #31. This plan proposes going back to the same location (campsite #31).

Proposed Measurement Equipment

Since this is a wind turbine project, the wind speeds during the sound study are important. The ground level wind speed has a direct influence on the sound levels, and is limited to 5 m/s (~11 mph) by ANSI 12.18 Method #1. Ground level wind speed and direction data will be continuously measured and logged at three (3) locations. These wind speed locations will be coincident with sound level locations.

Equipment which will be used for this program is consistent with equipment that was used for the pre-construction study, and includes:

- Up to six (6) Larson Davis model 831 ANSI S1.4-1983 Type 1 Sound Level Meters (or equivalent). This instrument has data logging capability and will be programmed to log statistical data every 10 minutes during the operational measurements and every 10 minutes during any background measurements. One minute time history data will be collected as well. Audio recordings will also be collected using these meters. The LD 831 instruments will measure one-third octave bands and A-weighted (dBA) data. These will be important, particularly in the summer survey, to detect insect contributions, and mathematically subtract them to yield “turbine-only” sound levels. The following metrics will be measured at a minimum: Leq, L1, L10, and L90.
- The remaining sites will use Larson Davis model 820 ANSI S1.4-1983 Type 1 Sound Level Meters (or equivalent). This instrument has data logging capability and will be

programmed to log statistical data every 10 minutes during the operational measurements and every 10 minutes during any background measurements. One minute time history data will be collected as well. These meters collect A-weighted data only. The following metrics will be measured at a minimum: Leq, L1, L10, and L90.

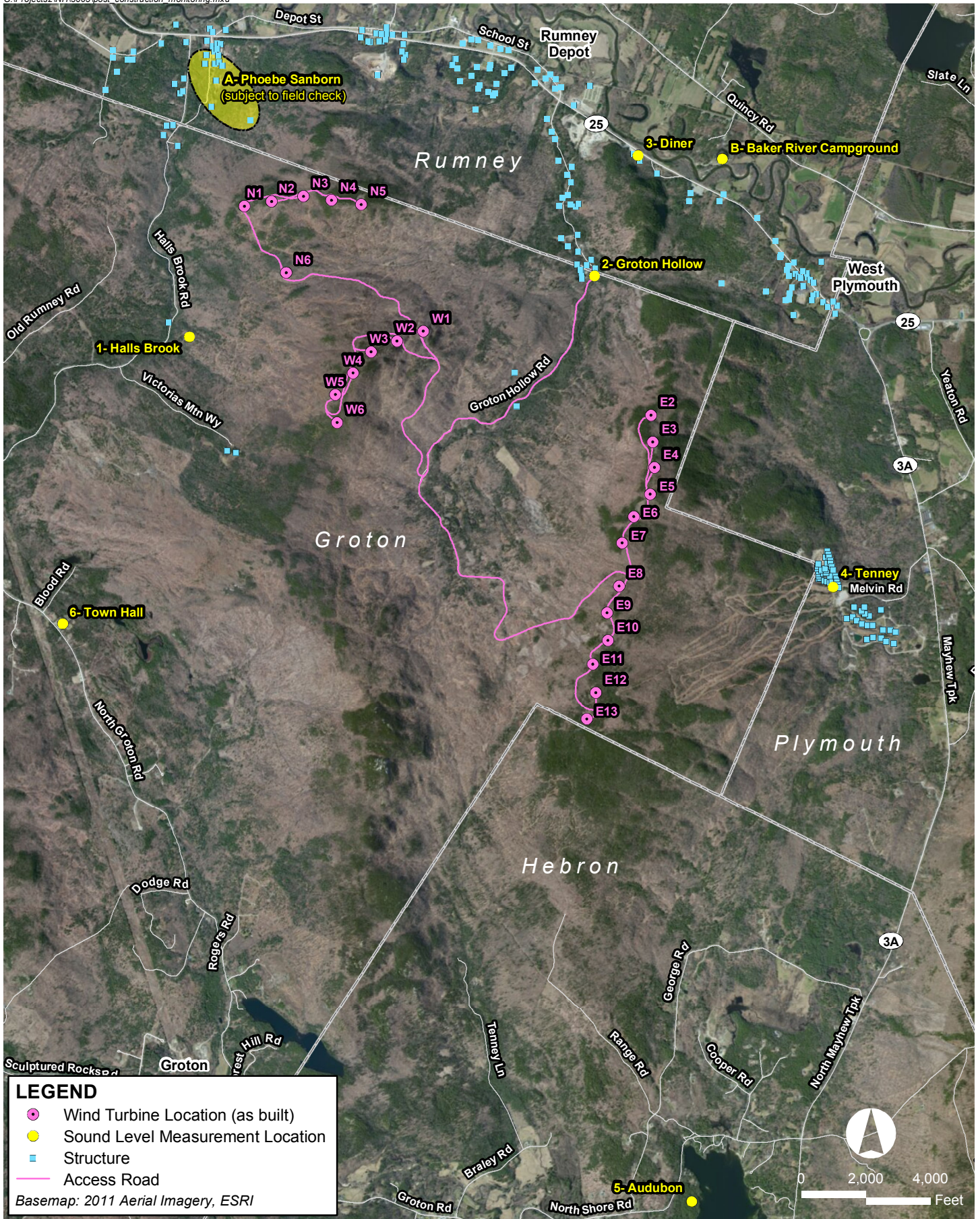
- Three (3) HOBO H21-002 micro-weather stations with 2-meter tripod and data logger.

Duration of Testing

Sound levels will be measured for at least 14 consecutive days in accordance with the program agreed upon in this Work Plan. The testing will be done twice: during the summer of 2013, and also during the winter of 2013-2014. The summer testing will be done between June 21 (1st day of summer) and August 16 (prior to the emergence of late-summer insects). It is expected that winter testing will be done sometime between January 2, 2014 and March 1, 2014.

Deliverables

Following completion of the second season survey (winter), a detailed technical report showing the “as-built” and ambient sound levels from the wind energy facility will be prepared for both the summer and winter seasons. The “turbine only” sound levels will be compared to the limits imposed by the SEC.



Groton Wind Project Groton, New Hampshire