

Granite Staters Weigh in on Renewable Energy Versus Drilling

Environmental Quality of Life Ranks High Across Party Lines

Environmental Questions on the Granite State Poll

Since the fall of 2001, the Granite State Poll has been conducting telephone interviews with random samples of New Hampshire residents about four times each year. State and national political topics, such as how people view candidates or elected officials, have been staples of this poll. During campaign seasons, the poll draws national attention in forecasting election results. During quieter times, it asks many nonpolitical questions as well. Trained personnel at the University of New Hampshire Survey Center conduct the 10- to 15-minute interviews.

Starting in 2010, the Granite State Poll began regularly including environmental topics among its mix of survey questions. For example, almost 80 percent of New Hampshire residents say that they understand a moderate amount or a great deal about the issue of global warming or climate change.¹ This unexpectedly high percentage led researchers to design other questions that test actual knowledge. Knowledge, it turns out, often lags behind self-assessed “understanding.” For example, although nearly 80 percent believe they understand climate change issues, only 56 percent can correctly identify the meaning of “greenhouse effect” from a list of three choices. Success rates are lower on some other basic questions. Political beliefs often filter what knowledge people choose to acquire.²

In 2012, the environmental questions expanded to include non-climate topics, in connection with a new five-year project on Ecosystems and Society under the New Hampshire Experimental Program to Stimulate Competitive Research (EPSCoR).³ Supported by a grant from the National Science Foundation, the project links an innovative team of researchers from universities and colleges around the state to make advances and build capacity for education, research, and economic development. The research focuses on better understanding how changing climate and land use affect services provided by New Hampshire ecosystems, services

Key Findings

- Two-thirds of New Hampshire residents surveyed by the Granite State Poll think that, for the future of this country, increasing renewable energy use should be a higher priority than exploration and drilling for oil.
- Large majorities of Democrats and Independents, and a sizable minority of Republicans, favor renewable energy development.
- Almost everyone (98 percent) agrees that clean water is very important to their quality of life. Scenic values of forest and farm lands rank second (66 percent), followed by outdoor recreation and forests for wood products.
- Only one-third of respondents realize that, despite current threats, the total area of forests in New Hampshire is greater now than it was 100 years ago. Awareness of this forest history is higher in less developed regions of the state.
- Nine in ten New Hampshire residents believe that climate change is happening now; 54 percent agree with the scientific consensus that current changes are caused mainly by human activities, whereas 36 percent believe they are caused mainly by natural forces.

such as clean water; wood for fiber, fuel, or timber; protection from flooding; climate regulation (via carbon storage and changes in surface reflectivity); recreational opportunities; and cycling of key nutrients such as nitrogen and sulfur. This brief presents first results from EPSCoR survey questions asking New Hampshire residents how important various ecosystem services are to their own quality of life. Other questions sought views on energy and the history of the state’s forests.

Renewable Energy or More Drilling?

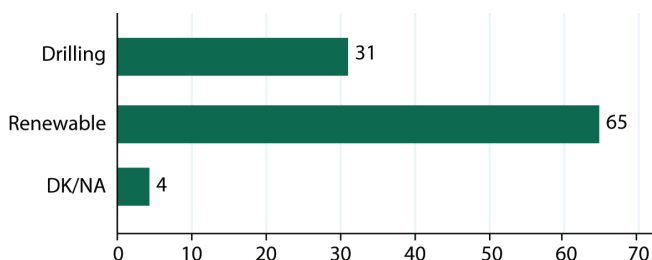
Rising prices, foreign sources, limited supplies, and impacts on pollution and climate all make continued dependence on fossil fuels problematic. Renewable energy sources such as wind, solar, hydroelectric, tidal, geothermal, and biomass have drawn increasing national attention, although U.S. subsidies for renewable energy still fall well short of those devoted to fossil fuels.⁴ New Hampshire produces none of the coal, oil, or gas it consumes, which gives state residents another possible incentive for developing local sources of renewable energy.⁵ With such challenges in mind, we asked this future-oriented question:

Which do you think should be a higher priority for the future of this country, increased exploration and drilling for oil or increased use of renewable energy such as tidal, wind, or solar?

- » Increased exploration and drilling for oil
- » Increased use of renewable energy such as tidal, wind, or solar

By more than a two-to-one margin, New Hampshire residents give higher priority to renewable energy development. Figure 1 shows results from 1,088 interviews conducted in winter and spring 2013.⁶ The question will be repeated on future polls, watching for possible shifts as new events and energy developments take place.

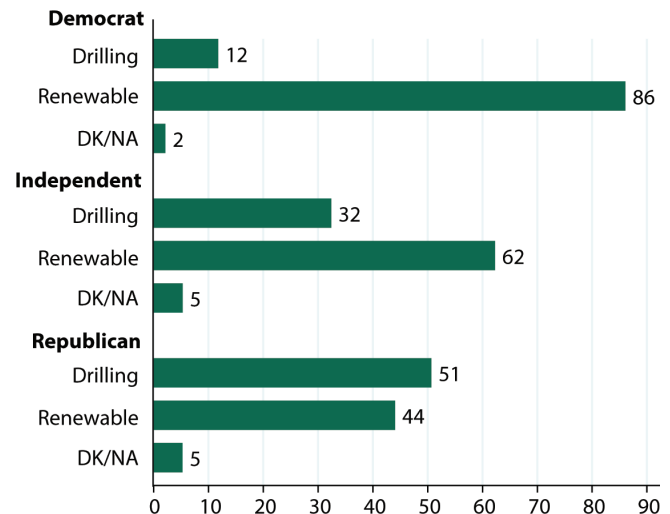
FIGURE 1. WHICH SHOULD BE HIGHER PRIORITY, INCREASED EXPLORATION AND DRILLING FOR OIL, OR INCREASED USE OF RENEWABLE ENERGY?



Note: Probability-weighted percentages. Sample size is 1,088.

Survey responses on environmental topics often fall into partisan patterns.⁷ During the 2008 presidential election, the slogan “drill, baby, drill” was introduced at the Republican convention and later chanted by candidates and crowds. Given this background, it is not surprising to see a political division in how people answered the poll’s renewable/drilling question, but this division does not change the picture of strong public support for renewable energy. Figure 2 breaks down answers by political party. Large majorities among Democrats (86 percent) and Independents (62 percent) prefer renewable energy

FIGURE 2. SHOULD DRILLING OR RENEWABLE ENERGY BE A HIGHER PRIORITY, BY RESPONDENT’S POLITICAL PARTY.



Note: Probability-weighted percentages. Sample size is 1,088.

development. Even among Republicans, renewable energy finds substantial support (44 percent), although a slight majority (51 percent) give higher priority to more drilling.⁸

Ecosystems and Quality of Life

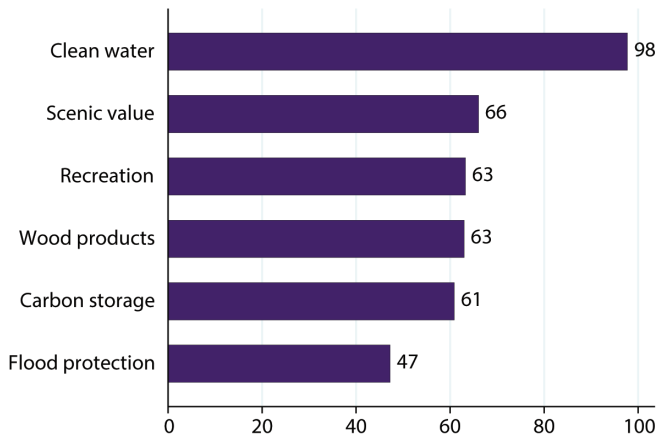
The “New Hampshire advantage” is an expression that sometimes refers to the Granite State’s lack of income and sales tax. But, for many people, the state’s advantages also include clean air, clean water, abundant natural resources, and a plethora of recreational opportunities. Scientists refer to the amenities and requirements that the natural environment provides as *ecosystem services*. To learn more about how New Hampshire residents value and rank different ecosystem services, the spring 2013 poll asked the following:

I’m now going ask you some questions about things that New Hampshire environments might provide. For each of these I’d like to know whether you think this is very important, somewhat important, or not important to your own quality of life.

- » Clean water
- » Outdoor recreation such as hunting, hiking, or swimming
- » Forests for wood products such as lumber, paper, or fuel
- » Protection from flooding
- » Trees for carbon storage, to help reduce global warming
- » Scenic value of forest and farm lands

Almost everyone (98 percent) views clean water as very important to their quality of life, which is not surprising for this health and survival necessity (see Figure 3).⁹ Scenic value of forest and farm lands, however, comes in a strong

FIGURE 3. ECOSYSTEM SERVICES THAT ARE VERY IMPORTANT TO YOUR OWN QUALITY OF LIFE.



Note: Probability-weighted percentages. Sample size is 507.

second at 66 percent, followed closely by outdoor recreation opportunities (63 percent), wood products (63 percent), and carbon storage in forests (61 percent). In contrast, protection from flooding is very important to just 47 percent. Its lower ranking could reflect the fact that many people live on high ground, where flood risks seem distant. It might also reflect limited understanding about the connection between floods and ecosystems; natural landscapes, rather than pavement, can better soak up and slow runoff, making flooding from large storms less destructive.

Most of these ecosystem services have strong bipartisan support. Democrats and Republicans assign similarly high importance to clean water, scenic values, and outdoor recreation. Two questions about the value of forests, however, reveal partisan divisions. Republicans are more likely than Democrats to assign very high importance to using forests for wood products (65 versus 54 percent). Conversely, Republicans are less likely to value carbon storage to help reduce global warming (52 versus 72 percent).¹⁰ Despite these differences, majorities from both parties (and Independents) agree that ecosystem services provided by New Hampshire's forests and other ecosystems are important to their own quality of life.

The History of New Hampshire Forests

New Hampshire forests face challenges from cutting and development, driven by population growth and rising amounts of land use per person. As a result, total forest cover has been declining since the early 1980s.¹¹ Climate change and insect infestations, enhanced by winter warming, add stresses that are likely to increase in the future.¹² Although recent trends are troubling, New Hampshire

forests have experienced significant change in the past few centuries. Early settlers in New England had largely cleared off the landscape, cutting trees for wood or simply burning them to make room for farms. By the 1850s, about 70 percent of New Hampshire south of the White Mountains had been cleared. In the late 1800s, heavy logging and fires severely reduced northern forests as well. Downstream, disastrous flooding and sediment-choked rivers showed effects from deforestation and raised public concerns that led to early steps toward forest preservation in the early 1900s.¹³ The strengthening conservation movement, combined with the Great Depression and with a shift of U.S. agriculture to less rocky lands farther west, eventually gave forests some space to regrow. By 1980, forest area had recovered from less than 50 percent to approximately 87 percent of the state.¹⁴

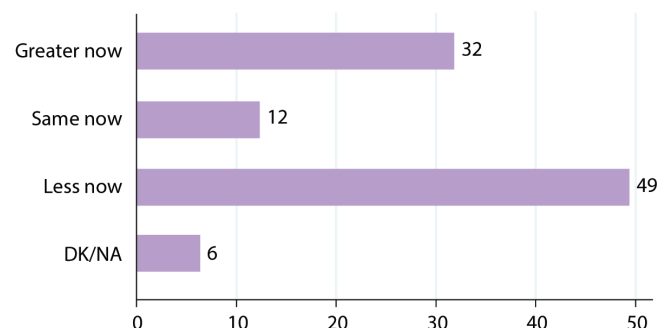
Modern New Hampshire residents have watched trees cut down for development in many parts of the state, and many are aware of rising concerns about insects, climate change, and forest health. Reminders of the older, deforested landscapes are visible in stone fences that run through the woods or dense stands of young trees. Testing awareness of the landscape's history, we asked this question.

Which of the following three statements do you think is more accurate? The area covered by forests in New Hampshire today is ...

- » Greater than it was 100 years ago.
- » About the same as it was 100 years ago.
- » Less than it was 100 years ago.

Only 32 percent of the respondents understood that, even with current challenges, forest cover today is substantially greater than it was 100 years ago. Reflecting recent trends and perhaps a general sense of loss, 49 percent guessed incorrectly that forests cover less area now (see Figure 4).¹⁵

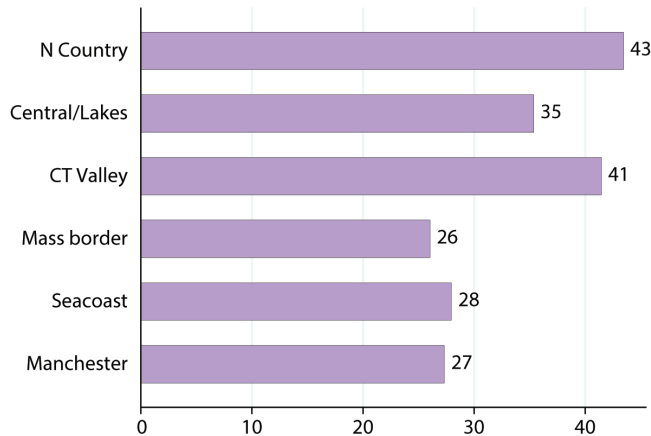
FIGURE 4. BELIEVE THE AREA COVERED BY FORESTS IS GREATER, THE SAME, OR LESS NOW THAN IT WAS 100 YEARS AGO.



Note: Probability-weighted percentages. Sample size is 1,171.

Awareness of earlier forest cover is higher in the North Country and Connecticut River Valley regions of the state (see Figure 5). Fewer people in the Massachusetts border, Seacoast, and Manchester regions, where urban development has concentrated, know their landscapes were deforested a century ago.¹⁶

FIGURE 5. AWARE FOREST AREA IS GREATER NOW, BY REGION OF THE STATE.



Note: Probability-weighted percentages. Sample size is 1,171.

Beliefs About Climate Change

The possibility that fossil fuel combustion could change Earth's atmosphere and climate was first proposed in the late 1800s. Since then, it has developed from a scientific hypothesis into a broad area of research.¹⁷ In recent decades, even as the consensus among scientists strengthened, polarization on this topic grew wider among political leaders and the U.S. public.¹⁸ To track what the New Hampshire public believes about climate change, we asked the following question:

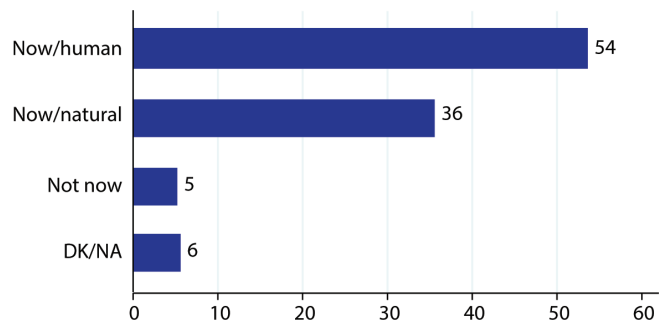
Which of the following three statements do you personally believe?

- » Climate change is happening now, caused mainly by human activities.
- » Climate change is happening now, but caused mainly by natural forces.
- » Climate change is NOT happening now.

Interviewers read the response choices in rotating order to avoid possible bias. In agreement with this scientific consensus, 54 percent of the respondents chose the now/human response (see Figure 6).¹⁹

The results resemble those from a summer 2011 survey that asked the same question nationwide.²⁰ On the national survey, 52 percent said climate change is happening and

FIGURE 6. WHAT DO YOU PERSONALLY BELIEVE ABOUT CLIMATE CHANGE?



Note: Probability-weighted percentages. Sample size is 6,893.

caused mainly by humans, whereas 39 percent agreed change is happening but mainly for natural reasons.

Over the time span of polling thus far, from April 2010 through April 2013, there has been no general up or down trend. The wide gap between Democrats (almost 80 percent agree that current changes are caused mainly by human activities) and Republicans (less than 30 percent) has been stable. Independent voters land in the middle. A recent analysis found that the beliefs of Independents, in particular, tend to vary with daily temperature.²¹

Conclusion

By a two-to-one margin, New Hampshire residents surveyed by the Granite State Poll believe that increased use of renewable energy should be a higher priority than more exploration and drilling for oil. Similarly, high percentages say that ecosystem services including clean water, scenic values, outdoor recreation, and trees for wood products or climate benefits are very important to their own quality of life. Although partisan differences are evident on several questions, there is broad agreement on most points.

Responses to a question about flooding suggest the need for better awareness about connections between land cover and the extent and magnitude of flooding that can occur during a large storm. Residents could also use more information on historical forest cover. Most respondents are unaware that New Hampshire's forests cover more area now than they did a century ago.

A large majority believe they understand climate change at least moderately well. When tested, however, knowledge often proves to be thin. It may reflect belief in scientific-sounding but politically spun arguments rather than exposure to the science itself.²¹

Taken together, these survey results show a combination of strong public interest but limited knowledge about larger processes behind environmental conditions. Such environmental processes are topics of active scientific research, and findings

from that research have recognized importance for local, state, and national planning. Interest and knowledge gaps found by public surveys help to highlight areas where there is a need for more effective communication of key scientific findings. Outreach through broader, innovative, and two-way communication with the public has become an increasingly prominent aspect of many scientists' work, including those in the New Hampshire EPSCoR project. It is certain to grow more important as environmental and resource challenges unfold.

ENDNOTES

1. L. C. Hamilton, "Do You Believe the Climate Is Changing? Answers From New Survey Research," Issue Brief No. 3 (Durham, NH: Carsey Institute, University of New Hampshire, 2011).
2. L. C. Hamilton, "Did the Arctic Ice Recover? Demographics of True and False Climate Facts," *Weather, Climate, and Society*, vol. 4, no. 4 (2012): 236–249. doi: 10.1175/WCAS-D-12-00008.1
3. New Hampshire EPSCoR, www.epscor.unh.edu (accessed April 16, 2013).
4. Environmental Law Institute, "Estimating U.S. Government Subsidies to Energy Sources: 2002–2008" (Washington, DC: Environmental Law Institute, 2009), available at www.eli.org/Program_Areas/innovation_governance_energy.cfm (accessed April 13, 2013).
5. M. Moiman, "Renewable Energy in New Hampshire—Part 1," available at nhenergy.blogspot.com/2013/01/renewable-energy-in-new-hampshire-part-1.html (accessed April 13, 2013); New Hampshire Office of Energy and Planning, "Renewable Energy Incentives: Local, State, Federal" (Concord: New Hampshire Office of Energy and Planning, 2013), available at www.nh.gov/oep/programs/energy/RenewableEnergyIncentives.htm (accessed April 13, 2013); New Hampshire Climate Change Policy Task Force, "The New Hampshire Climate Action Plan: A Plan for New Hampshire's Energy, Environmental, and Economic Development Future," (Concord: NH Department of Environmental Services, 2009), available at http://des.nh.gov/organization/divisions/air/tsb/tps/climate/action_plan/nh_climate_action_plan.htm.
6. All percentages reported in this brief include a minor statistical adjustment called *weighting*, as commonly done in serious survey research. Weighting gives results that better represent census profiles of the New Hampshire population. The "margins of error" or approximate 95 percent confidence intervals for weighted percentages in Figure 1 are plus or minus 3 points.
7. For examples from coastal Maine, see T. G. Safford and L. C. Hamilton, "Ocean Views: Coastal Environmental Problems as Seen by Downeast Maine Residents," New England Policy Brief No. 3 (Durham, NH: Carsey Institute, University of New Hampshire, 2009), available at www.carseyinstitute.unh.edu/publication/ocean-views-coastal-environmental-problems-seen-downeast-maine-residents (accessed April 14, 2013).
8. The partisan differences in Figure 2 are statistically significant ($p < .001$). Design-based F statistics, appropriate for weighted percentages (see endnote 6), were used for hypothesis tests reported in this brief.
9. Confidence intervals for the weighted percentages in Figure 3 are about plus or minus 5 points.
10. Republican and Democrat responses are significantly different ($p < .05$) on the two forest questions but not significantly different on other ecosystem services questions.
11. S. Thorne and D. Sundquist, "New Hampshire's Vanishing Forests: Conversion, Fragmentation, and Parcelization for Forests in the Granite State" (Concord, NH: Society for the Protection of New Hampshire Forests, 2001).
12. New Hampshire Department of Environmental Services, "Global Climate Change and Its Impact on New Hampshire's Forests and Timber Industry" (Concord: New Hampshire Department of Environmental Services, 2008); L. Iverson, A. Prasad, and S. Matthews, "Modeling potential climate change impacts on the trees of the northeastern United States," *Mitigation and Adaptation Strategies for Global Change*, 13(5-6) (2008): 487–516.
13. See <http://www.foresthistory.org/ASPNET/Policy/Weeks-Act/index.aspx>.
14. D. Foster et al., "Wildlands and Woodlands: A Vision for the New England Landscape" (Cambridge, MA: Harvard Forest, Harvard University, 2010), available at www.wildland-sandwoodlands.org (accessed April 14, 2013).
15. Confidence intervals for the weighted percentages in Figure 4 are about plus or minus 3 points.
16. Regional differences graphed in Figure 5 are statistically significant ($p < .05$). Partisan differences on this historical question are not statistically significant.
17. S. R. Weart, *The Discovery of Global Warming*, revised edition (Cambridge, MA: Harvard University Press, 2008), available at www.aip.org/history/climate/index.htm (accessed March 21, 2013).
18. A. M. McCright and R. E. Dunlap, "The Politicization of Climate Change: Political Polarization in the American Public's Views of Global Warming," *Sociological Quarterly*, vol. 52 (2011): 155–194. For the scientific consensus on climate change, see N. Oreskes, "The Scientific Consensus on Climate Change," *Science*, vol. 306, no. 5702 (2006): 1686; G8+5, "G8+5 National Academies' Joint Statement: Climate Change and the Transformation of Energy Technologies to a Low Carbon Future," National Academies of Brazil, Canada, China, France, Germany, India, Italy, Japan, Mexico, Russia, South

Africa, UK, and USA, 2009, available at www.nationalacademies.org/includes/G8+5energy-climate09.pdf; National Research Council, *Advancing the Science of Climate Change* (Washington, DC: National Research Council of the National Academies, 2010); K. W. Richardson et al., *Climate Change 2007—The Physical Science Basis*, contribution of Working Group I to the Fourth Assessment Report of the Intergovernmental Panel on Climate Change (Cambridge: Cambridge University Press, 2009); *Synthesis Report from Climate Change: Global Risks, Challenges & Decisions* (Denmark: University of Copenhagen), available at www.pik-potsdam.de/news/press-releases/files/synthesis-report-web.pdf; P. T. Doran and M. K. Zimmerman, “Direct Examination of the Scientific Consensus on Climate Change,” *EOS*, vol. 90, no. 3 (2009): 22–23; J. Cook et al., “Quantifying the consensus on anthropogenic global warming in the scientific literature,” *Environmental Research Letters*, vol. 8, no. 2 (2013), available at <http://iopscience.iop.org/1748-9326/8/2/024024/article>.

19. Because Figure 6 is based on almost 7,000 interviews, confidence intervals for the weighted percentages are much narrower (more precise) than other results in this brief: about plus or minus 1 percentage point.

20. L. C. Hamilton, “Do You Believe the Climate Is Changing?,” available at carseyinstitute.unh.edu/publication/do-you-believe-climate-changing-answers-new-survey-research (accessed April 14, 2013).

21. L. C. Hamilton and M. D. Stampone, “Blowin’ in the Wind: Short-term Weather and Belief in Anthropogenic Climate Change,” *Weather, Climate, and Society*, vol. 5, no. 2 (2013): 112–119. doi: 10.1175/WCAS-D-12-00048.1

22. Hamilton, “Did the Arctic Ice Recover?”

ABOUT THE AUTHORS

Lawrence C. Hamilton is a professor of sociology at the University of New Hampshire and a senior fellow at the Carsey Institute (lawrence.hamilton@unh.edu).

Cameron P. Wake is a research associate professor with the Institute for the Study of Earth, Oceans, and Space, and is the Josephine A Lamprey Faculty Fellow in Climate and Sustainability, at the University of New Hampshire (cameron.wake@unh.edu).

ACKNOWLEDGMENTS

The authors thank Barbara Ray at Hired Pen and Bruce Malloy, Curt Grimm, Amy Sterndale, Beth Mattingly, and Laurel Lloyd at the Carsey Institute for their helpful comments and suggestions. New questions about environment and science on the Granite State Poll have been supported by a grant from the National Science Foundation. Support for the NH EPSCoR Program is provided by the National Science Foundation’s Experimental Program to Stimulate Competitive Research (EPSCoR) program Research Infrastructure Improvement Award # EPS 1101245. The time series on climate-change beliefs is made possible by continuing support from the Carsey Institute and the Sustainability Institute at the University of New Hampshire.



Building knowledge for families and communities

The Carsey Institute conducts policy research on vulnerable children, youth, and families and on sustainable community development. We give policy makers and practitioners timely, independent resources to effect change in their communities.

This work was supported by the National Science Foundation, the Carsey Institute, and the Sustainability Institute at the University of New Hampshire.

Huddleston Hall
73 Main Street
Durham, NH 03824

(603) 862-2821

www.carseyinstitute.unh.edu

Granite State Poll For Iberdrola Renewables

Prepared by:

Zach Azem, M.A.

Andrew E. Smith, Ph.D.

The Survey Center

University of New Hampshire

April, 2013

The University of New Hampshire

Survey Center

The UNH Survey Center is an independent, non-partisan academic survey research organization and a division of the UNH College of Liberal Arts.

The Survey Center conducts telephone, mail, e-mail, Internet, and intercept surveys, as well as focus groups and other qualitative research for university researchers, government agencies, public non-profit organizations, private businesses, and media clients.

Our senior staff have over 40 years experience in designing and conducting custom research on a broad range of political, social, health care, and other public policy issues.

Dr. Andrew E. Smith, Director
UNH Survey Center
Huddleston Hall
Durham, New Hampshire 03824
603/862-2226 (voice)
603/862-1488 (FAX)
Andrew.Smith@unh.edu

Table of Contents

Executive Summary	1
Technical Report	T - 1
Appendix A: Detailed Tabular Results	A - 1
Appendix B: Survey Instrument	B - 1

Executive Summary

The University of New Hampshire Survey Center included two questions in its April 2013, Granite State Poll for Iberdrola Renewables. These questions seek to assess New Hampshire residents' opinions regarding wind energy and replicate questions asked recently in Vermont.

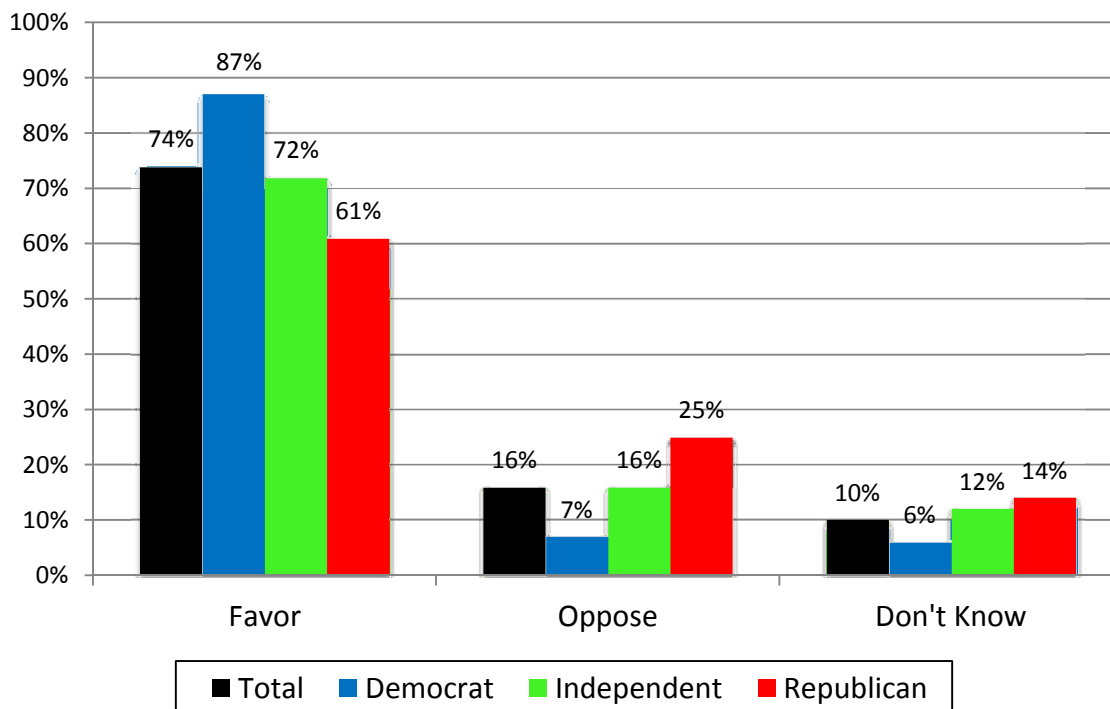
Five hundred and seven (507) New Hampshire adults were interviewed by landline and cellular telephone between April 4 and April 9, 2013. The margin of sampling error for the survey is +/- 4.4%. (See Technical Report below for a more detailed description of survey methods.) Figures 1 through 3 summarize the data visually whereas the appendices provide further detail. Appendix A comprises detailed tabular results and Appendix B includes the questionnaire.

Overall Support for Windfarms

Most New Hampshire adults (74%) support the development of a windfarm in the state.

- Liberals, Democrats and those aged 18-34 are most likely to support windfarms.
- Conservatives, Tea Party supporters and residents of the North Country are most likely to oppose them.

Figure 1: "A wind farm is an installation of several windmills to generate electricity. Do you favor or oppose the development of a wind farm in the State of New Hampshire?"

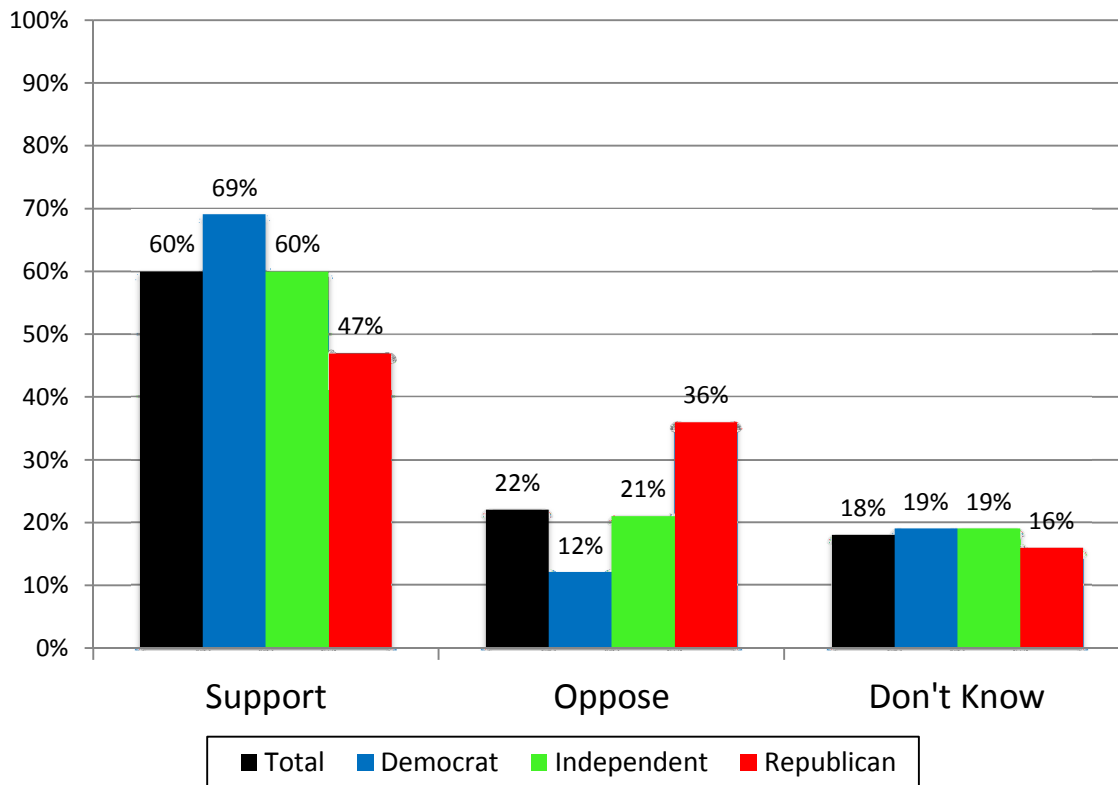


Support for Windfarms on NH Ridgelines

Three in five (60%) would support the building of wind energy turbines along the state's ridgelines, only 22% oppose them, and 18% are unsure.

- This question was asked in Vermont and the results were quite similar, 69% of Vermont residents supported windfarms on Vermont ridgelines in a February, 2013 Castleton State College poll.
- Liberals, Democrats and those aged 18-34 are most likely to support wind turbines on state ridgelines.
- Republicans, conservatives and residents in the North Country are most likely to oppose them, although pluralities of these groups still support them.

Figure 2: "Do you support or oppose building wind energy turbines along the state's ridgelines?"



Technical Report

How the Sample Was Selected

The Spring 2013 Granite State Poll was a telephone survey of randomly selected adults in the state of New Hampshire. This survey was conducted using a procedure called Random Digit Dialing (RDD), of both landline and cellular telephone.

A sample of households in the area was selected by a procedure known as random digit dialing. The way this works is as follows. First, with the aid of a computer, one of the three digit telephone exchanges that are currently used in the state (e.g., 772) is randomly selected. The computer then randomly selects one of the "working blocks"--the first two of the last four numbers in a telephone number (e.g., 64)--and attaches it to the randomly selected exchange. Finally, the computer program then generates a two digit random number between 00 and 99 (e.g., 57) which is attached to the previously selected prefix (772), and the previously selected working block (64) resulting in a complete telephone number, i.e., 772 6457. This procedure is then repeated numerous times by the computer to generate more random numbers, so that we have a sufficient quantity to conduct the survey. The end result is that each household in the area in which there is a telephone has an equally likely chance of being selected into the sample. This procedure is done for both land line and cellular exchanges.

The random sample used in the Granite State Poll was purchased from Scientific Telephone Samples (STS), Foothill Ranch, CA. STS screens each selected telephone number to eliminate non-working numbers, disconnected numbers, and business numbers to improve the efficiency of the sample, reducing the amount of time interviewers spend calling non-usable numbers.

Each of these randomly generated telephone numbers is called by one of our interviewers from a centrally supervised facility at the UNH Survey Center. If the number called is found not to be a residential one, it is discarded and another random number is called. (Approximately forty-five percent of the numbers were discarded because they are found to be businesses, institutions, or not assigned.) If it is a residential number, the interviewer then randomly selects a member of the household by asking to speak with the adult currently living in the household who has had the most recent birthday. This selection process ensures that every adult (18 years of age or older) in the household has an equally likely chance of being included in the survey. No substitutions are allowed. If, for example, the randomly selected adult is not at home when the household is first contacted, the interviewer cannot substitute by selecting someone else who just happens to be there at the time. Instead, he or she must make an appointment to call back when the randomly selected adult is at home. In this way, respondent selection bias is minimized.

When the Interviewing Was Done

New Hampshire adults in the Granite State Poll were interviewed between April 4 and April 9, 2013. Each selected respondent was called by a professional UNH Survey Center interviewer from a centrally supervised facility at the UNH Survey Center. Telephone calls during the field period were made between 9:00 AM and 9:00 PM.

Response Rates

Interviews were completed with 507 randomly selected adults in New Hampshire from a sample of 9392 randomly selected telephone numbers. Using American Association for Public Opinion (AAPOR) Response Rate 4, the response rate for the Spring 2013 Granite State Poll was 25% percent. The formula to calculate standard AAPOR response rate is:

$$\frac{I}{(I + P) + (R + NC + O) + e(UH + UO)}$$

I=Complete Interviews, P=Partial Interviews, R=Refusal and break off, NC=Non-Contact, O=Other, e=estimated portion of cases of unknown eligibility that are eligible, UH=Unknown household, UO=Unknown other.

Weighting of Data

The data have been weighted to account for known biases of telephone surveys. The data in the Granite State Poll are weighted by the number of adults and telephone lines within households to equalize the chances that any one adult would be selected for inclusion. The data are also weighted by respondent sex, and region of the state.

Sampling Error

The Granite State Poll, like all surveys, is subject to sampling error due to the fact that all residents in the area were not interviewed. For those questions asked of five hundred (500) or so respondents, the error is +/-4.4%. For those questions where fewer than 500 persons responded, the sampling error can be calculated as follows:

$$Sampling\ Error = \pm 1.96 \sqrt{\frac{P(1 - P)}{N}}$$

Where P is the percentage of responses in the answer category being evaluated and N is the total number of persons answering the particular question.

For example, suppose you had the following distribution of answers to the question, "Should the state spend more money on road repair even if that means higher taxes?" Assume 1,000 respondents answered the question as follows:

YES	47%
NO	48%
DON'T KNOW	5%

The sampling error for the "YES" percentage of 47% would be

$$\pm 1.96 \sqrt{\frac{47(53)}{1000}} = \pm 3.1\%$$

for the "NO" percentage of 48% it would be

$$\pm 1.96 \sqrt{\frac{48(52)}{1000}} = \pm 3.1\%$$

and for the "DON'T KNOW" percentage of 5% it would be

$$\pm 1.96 \sqrt{\frac{5(95)}{1000}} = \pm 1.4\%$$

In this case we would expect the true population figures to be within the following ranges:

YES	43.9% - 50.1% (i.e., 47% \pm 3.1%)
NO	44.9% - 51.1% (i.e., 48% \pm 3.1%)
DON'T KNOW	3.6% - 6.4% (i.e., 5% \pm 1.4%)

Appendix A: Detailed Tabular Results

WIND1: "A wind farm is an installation of several windmills to generate electricity. Do you favor or oppose the development of a wind farm in the State of New Hampshire?"

	Favor	Oppose	Don't Know/Depends	Number Responding
STATEWIDE	74%	16%	10%	506
Voter Registration				
Registered Democrat	86%	8%	6%	125
Registered Undeclared	76%	16%	8%	228
Registered Republican	58%	24%	18%	113
Party Affiliation				
Democrat	87%	7%	6%	201
Independent	72%	16%	12%	122
Republican	60%	25%	14%	169
Political Ideology				
Liberal	91%	3%	6%	108
Moderate	77%	14%	9%	222
Conservative	58%	27%	15%	147
Support/Oppose Tea Party				
Support Tea Party	60%	32%	8%	102
Neutral	75%	14%	11%	160
Oppose Tea Party	82%	11%	7%	205
Voted In 2012 For				
Romney/Ryan Voter	61%	26%	13%	205
Obama/Biden Voter	87%	8%	5%	230
Other	55%	38%	7%	13
Did Not Vote in 2012	84%	5%	11%	38
Union Household				
Union household	80%	16%	4%	64
Non-union	74%	15%	11%	437
News Sources				
Read Union Leader	63%	25%	12%	152
Read Boston Globe	65%	24%	11%	76
Watch WMUR	76%	15%	9%	336
Listen to NHPR	74%	11%	14%	152
Years Lived in NH				
10 yrs or less in NH	73%	15%	12%	88
11 to 20 years	76%	15%	9%	88
More than 20 years	75%	16%	9%	319

WIND1: "A wind farm is an installation of several windmills to generate electricity. Do you favor or oppose the development of a wind farm in the State of New Hampshire?"

	Favor	Oppose	Don't Know/Depends	Number Responding
STATEWIDE	74%	16%	10%	506
Age				
18 to 34	85%	10%	5%	60
35 to 49	76%	12%	12%	128
50 to 64	76%	17%	7%	175
65 and over	70%	19%	11%	128
Sex				
Male	77%	16%	7%	248
Female	72%	15%	13%	258
Education				
High school or less	74%	19%	8%	100
Some college	81%	12%	8%	115
College graduate	75%	16%	9%	158
Post-graduate	70%	16%	14%	128
Attend Religious Services				
Attend services 1 or more/week	66%	20%	14%	115
1-2 times a month	73%	24%	3%	52
Less often	75%	15%	9%	137
Never	80%	11%	9%	186
Region				
North Country	59%	29%	12%	39
Central / Lakes	75%	15%	10%	82
Connecticut Valley	75%	16%	9%	81
Mass Border	75%	11%	14%	136
Seacoast	76%	18%	6%	86
Manchester Area	77%	15%	8%	82
Congressional District				
First Cong. Dist	76%	17%	8%	230
Second Cong. Dist	73%	15%	12%	276

WIND2: "Do you support or oppose building wind energy turbines along the state's ridgelines?"

	Support	Oppose	Don't Know/Depends	Number Responding
STATEWIDE	60%	22%	18%	505
Voter Registration				
Registered Democrat	68%	13%	19%	124
Registered Undeclared	59%	22%	19%	228
Registered Republican	47%	37%	16%	113
Party Affiliation				
Democrat	69%	12%	19%	200
Independent	60%	21%	19%	122
Republican	47%	36%	16%	169
Political Ideology				
Liberal	75%	6%	19%	107
Moderate	61%	22%	18%	222
Conservative	47%	36%	17%	147
Support/Oppose Tea Party				
Support Tea Party	49%	34%	17%	102
Neutral	58%	25%	17%	160
Oppose Tea Party	66%	16%	17%	204
Voted In 2012 For				
Romney/Ryan Voter	47%	36%	17%	205
Obama/Biden Voter	70%	12%	18%	229
Other	64%	29%	7%	13
Did Not Vote in 2012	75%	13%	11%	38
Union Household				
Union household	59%	25%	17%	63
Non-union	60%	22%	18%	437
News Sources				
Read Union Leader	51%	32%	17%	152
Read Boston Globe	56%	27%	17%	76
Watch WMUR	60%	21%	19%	336
Listen to NHPR	60%	20%	21%	151
Years Lived in NH				
10 yrs or less in NH	59%	15%	26%	88
11 to 20 years	61%	22%	16%	88
More than 20 years	60%	24%	16%	318

WIND2: "Do you support or oppose building wind energy turbines along the state's ridgelines?"

	Support	Oppose	Don't Know/Depends	Number Responding
STATEWIDE	60%	22%	18%	505
Age				
18 to 34	82%	10%	8%	60
35 to 49	61%	24%	15%	128
50 to 64	60%	25%	15%	174
65 and over	51%	22%	27%	128
Sex				
Male	66%	21%	13%	247
Female	54%	24%	22%	258
Education				
High school or less	57%	22%	21%	100
Some college	68%	18%	15%	115
College graduate	60%	24%	16%	157
Post-graduate	55%	25%	20%	128
Attend Religious Services				
Attend services 1 or more/week	50%	30%	20%	115
1-2 times a month	65%	26%	8%	52
Less often	58%	22%	21%	137
Never	66%	18%	16%	185
Region				
North Country	43%	40%	17%	39
Central / Lakes	64%	17%	18%	82
Connecticut Valley	71%	20%	9%	81
Mass Border	56%	23%	21%	135
Seacoast	63%	22%	16%	86
Manchester Area	56%	21%	23%	82
Congressional District				
First Cong. Dist	61%	20%	20%	230
Second Cong. Dist	59%	25%	16%	275

Appendix B: Survey Instrument

Granite State Poll #49
The University of New Hampshire
Spring, 2013

INTRO:

"Good evening / afternoon. My name is _____ and I'm calling for the Granite State Poll from the University of New Hampshire Survey Center. This month, the University is conducting a confidential study of politics and public opinion in New Hampshire, and we'd really appreciate your help and cooperation."

SEAS

"Before we begin, do you live in New Hampshire all year round or are you on vacation?"

- 1 LIVE IN NH YEAR ROUND
- 2 SEASONAL, JUST VACATIONING → "Thank you very much, we are only interviewing year round residents."
- 3 NOT A NH RESIDENT → "Thank you very much, we are only interviewing year round residents."
- * 99 REFUSED → TERMINATE

CELL1

"First, to confirm, have I reached you on your cell phone or a land line?"

- 1 CELL PHONE → SKIPTO CELL2
- 2 LAND LINE → SKIPTO BIR1
- 99 REFUSED → TERMINATE

CELL2

"Are you currently driving a car or doing any activity that requires your full attention?"

- 1 IF YES: "Can I call back at a later time?" MAKE APPOINTMENT
- 2 NO → SKIPTO AGE18
- 99 NA / REFUSED → TERMINATE

AGE18

"And are you 18 years old or older?"

- 1 YES → SKIP TO SEX
- 2 NO → "Thank you very much, we are only interviewing adults 18 years old or older."
- * 99 REFUSAL → "Thank you very much, we are only interviewing adults 18 years old or older."

BIR1

"In order to determine who to interview, could you tell me, of the adults aged 18 or older who currently live in your household -- including yourself -- who had the most recent birthday? I don't mean who is the youngest, but rather, who had the most recent birthday?"

- 1 INFORMANT → SKIP TO SEX
- 2 SOMEONE ELSE (SPECIFY): _____ → SKIP TO INT2
- 3 DON'T KNOW ALL BIRTHDAYS, ONLY SOME → CONTINUE WITH BIR2 BELOW
- 4 DON'T KNOW ANY BIRTHDAYS OTHER THAN OWN → SKIP TO SEX
- * 99 REFUSED -- ENTER NON-RESPONSE INFORMATION

BIR2

“Of the ones that you do know, who had the most recent birthday?”

- 1 INFORMANT _____ → SKIP TO SEX
- 2 SOMEONE ELSE (SPECIFY): _____ → GO TO INT2
- 3 PERSON NOT AVAILABLE → MAKE APPOINTMENT
- * 99 REFUSED

INT2

ASK TO SPEAK TO THAT PERSON

“Hello, this is _____ calling for the Granite State Poll from the University of New Hampshire. This month the University is conducting a confidential study of public opinion in New Hampshire, and we'd really appreciate your help and cooperation. You have been identified as the adult in your household who had the most recent birthday. Is this correct?”

- 1 YES → SKIPTO SEX
- 2 APPOINTMENT
- * 99 REFUSAL → TERMINATE

UNHSC
SEX

“Thank you very much for helping us with this important study. Before we begin I want to assure you that all of your answers are strictly confidential. They will be combined with answers from other people from across the state. Your telephone number was randomly selected from all families in New Hampshire. This call may be monitored for quality assurance.”

“Participation is voluntary. If you decide to participate, you may decline to answer any question or end the interview at any time.”

IF ASKED: “This survey will take about 15 minutes to complete.”

RECORD SEX OF RESPONDENT

- 1 MALE
- 2 FEMALE
- 3 REFUSES TO DO SURVEY
- * 99 NA

UNHSC
TOWN

“First, in what town do you live?” ENTER NUMBER OF TOWN FROM SHEET.

- 997 OTHER – TYPE IN _____
- 998 DK - DO NOT PROBE
- * 999 NA / REFUSED

UNHSC
PRESAPP

“Let's turn to some questions about the President.”

“GENERALLY SPEAKING, do you approve or disapprove of the way Barack Obama is handling his job as president?”

(IF APPROVE): “Would you say that you STRONGLY approve of the way he is handling his job as president, or that you approve only SOMEWHAT?”

(IF DISAPPROVE): “Would you say that you STRONGLY disapprove of the way he is handling his job as president, or that you disapprove only SOMEWHAT?”

(IF NEITHER, NOT SURE, DK): “Would you say that you lean a little more toward APPROVING or DISAPPROVING of the way he is handling his job as president?”

- 1 STRONGLY APPROVE
- 2 APPROVE SOMEWHAT
- 3 LEAN TOWARD APPROVING

- 4 NEITHER, NOT SURE, DK

- 5 LEAN TOWARD DISAPPROVING
- 6 DISAPPROVE SOMEWHAT
- 7 STRONGLY DISAPPROVE
- * 99 NA

ROTATE FORAPP AND ECONAPP

UNHSC
FORAPP

“GENERALLY SPEAKING, do you approve or disapprove of the way President Obama is handling FOREIGN AFFAIRS?”

(IF APPROVE): “Would you say you STRONGLY approve of the way he is handling foreign affairs, or that you approve only SOMEWHAT?”

(IF DISAPPROVE): “Would you say you STRONGLY disapprove of the way he is handling foreign affairs, or that you disapprove only SOMEWHAT?”

(IF NEITHER, NOT SURE, DK): “Would you say you lean a little more toward APPROVING or DISAPPROVING of the way he is handling foreign affairs?”

- 1 STRONGLY APPROVE
- 2 APPROVE SOMEWHAT
- 3 LEAN TOWARD APPROVING
- 4 NEITHER, NOT SURE, DK
- 5 LEAN TOWARD DISAPPROVING
- 6 DISAPPROVE SOMEWHAT
- 7 STRONGLY DISAPPROVE
- * 99 NA

UNHSC
ECONAPP

“GENERALLY SPEAKING, do you approve or disapprove of the way President Obama is handling THE ECONOMY?”

(IF APPROVE): “Would you say you STRONGLY approve of the way he is handling the economy, or that you approve only SOMEWHAT?”

(IF DISAPPROVE): “Would you say you STRONGLY disapprove of the way he is handling the economy, or that you disapprove only SOMEWHAT?”

(IF NEITHER, NOT SURE, DK): “Would you say you lean a little more toward APPROVING or DISAPPROVING of the way he is handling the economy?”

- 1 STRONGLY APPROVE
- 2 APPROVE SOMEWHAT
- 3 LEAN TOWARD APPROVING
- 4 NEITHER, NOT SURE, DK
- 5 LEAN TOWARD DISAPPROVING
- 6 DISAPPROVE SOMEWHAT
- 7 STRONGLY DISAPPROVE
- * 99 NA

SPLIT BALLOT HCAPP2_1 HCAPP2_2

HCAPP2_1

“Let me ask you about healthcare. In March of 2010, the U.S. House and Senate passed legislation that will overhaul the nation’s health care system. Based on what you have seen or heard, do you favor or oppose the health care legislation that was passed in Congress, or don’t you have an opinion?”

IF FAVOR OR OPPOSE: “Do you feel that strongly or not strongly?”

IF /DK/NO OPINION: “Would you say you lean toward favoring or opposing?”

- 1 FAVOR – STRONGLY
- 2 FAVOR - SOMEWHAT
- 3 LEAN TO FAVORING
- 4 DEPENDS - VOLUNTEERED
- 5 LEAN TO OPPOSING
- 6 OPPOSE - SOMEWHAT
- 7 OPPOSE - STRONGLY

- 98 DON’T KNOW / NO OPINION
- 99 NA / REFUSED

HCAPP2_2

“Let me ask you about healthcare. In March of 2010, the U.S. House and Senate passed legislation that will overhaul the nation’s health care system. Based on what you have seen or heard, do you favor or oppose the health care legislation that was passed in Congress?”

IF FAVOR OR OPPOSE: “Do you feel that strongly or not strongly?”

IF /DK/NO OPINION: “Would you say you lean toward favoring or opposing?”

- 1 FAVOR – STRONGLY
- 2 FAVOR - SOMEWHAT
- 3 LEAN TO FAVORING
- 4 DEPENDS - VOLUNTEERED
- 5 LEAN TO OPPOSING
- 6 OPPOSE - SOMEWHAT
- 7 OPPOSE - STRONGLY

- 98 DON’T KNOW / NO OPINION
- 99 NA / REFUSED

UNHSC
CCON1

“On another topic, we are interested in how people are getting along financially these days. Would you say that you and your family living there are BETTER OFF or WORSE OFF financially than you were a year ago?”

- 1 BETTER OFF
- 2 ABOUT THE SAME (VOLUNTEERED)
- 3 WORSE OFF

- 98 DON’T KNOW / NOT SURE
- * 99 NA / REFUSED

UNHSC
CCON2

“Now, looking ahead -- do you think that a year from now you and your family will be better off financially ... or worse off ... or just about the same?”

- 1 BETTER OFF FINANCIALLY
- 2 WORSE OFF
- 3 JUST ABOUT THE SAME

- 98 DK (PROBE: REPEAT QUESTION)
- * 99 NA

UNHSC
CCON3NH

“What about business conditions in New Hampshire as a whole -- do you think that during the next twelve months we’ll have good times financially, or bad times, or what?”

- 1 GOOD TIMES
- 2 GOOD, WITH QUALIFICATIONS
- 3 PRO-CON, SOME GOOD - SOME BAD

- 4 BAD, WITH QUALIFICATIONS
- 5 BAD TIMES

- 98 DK, UNCERTAIN (PROBE: REPEAT QUESTION)
- * 99 NA

UNHSC
CCON3US

“Now turning to business conditions in the country as a whole --do you think that during the next twelve months we'll have good times financially, or bad times, or what?”

- 1 GOOD TIMES
- 2 GOOD, WITH QUALIFICATIONS
- 3 PRO-CON, SOME GOOD - SOME BAD

- 4 BAD, WITH QUALIFICATIONS
- 5 BAD TIMES

- 98 DK, UNCERTAIN (PROBE: REPEAT QUESTION)
- * 99 NA

UNHSC
CCON4

“Looking ahead, which would you say is more likely – that in the country as a whole we will have continuous GOOD TIMES during the next FIVE YEARS or so, or that we will have periods of WIDESPREAD UNEMPLOYMENT or DEPRESSION, or what?”

- 1 CONTINUOUS GOOD TIMES
- 2 MIXED
- 3 WIDESPREAD UNEMPLOYMENT/DEPRESSION

- 98 DK, UNCERTAIN
- * 99 NA / REFUSED

UNHSC
CCON5

“Now thinking about the big things people buy for their home -- such as furniture, a refrigerator, a stove, televisions and things like that. Generally speaking, do you think now is a GOOD or BAD time for people to buy MAJOR HOUSEHOLD ITEMS?”

- 1 GOOD TIME
- 2 PRO-CON
- 3 BAD TIME

- 98 DK (PROBE: REPEAT QUESTION)
- * 99 NA

UNHSC
TRACKUS

“Do you think things in this country are generally going in the right direction or are they seriously off on the wrong track?”

- 1 RIGHT DIRECTION
- 2 WRONG TRACK

- 98 DK (PROBE: REPEAT QUESTION)
- * 99 NA

UNHSC
MIP

“Let's turn to the State of New Hampshire ... There are many problems facing the STATE OF NEW HAMPSHIRE today. In general, what do you think is the most IMPORTANT problem facing the STATE OF NEW HAMPSHIRE today?” (PROBE: “Could you be more SPECIFIC or give me an example?”)

RECORD VERBATIM PROBE FOR SPECIFIC ANSWER

UNHSC
GOVAPP

“GENERALLY SPEAKING, do you approve or disapprove of the way Maggie Hassan is handling her job as governor?”

(IF APPROVE): “Would you say that you STRONGLY approve of the way she is handling her job as governor, or that you approve only SOMEWHAT?”

(IF DISAPPROVE): “Would you say that you STRONGLY disapprove of the way she is handling her job as governor, or that you disapprove only SOMEWHAT?”

(IF NEITHER, NOT SURE, DK): “Would you say that you lean a little more toward APPROVING or DISAPPROVING of the way she is handling her job as governor?”

- 1 STRONGLY APPROVE
- 2 APPROVE SOMEWHAT
- 3 LEAN TOWARD APPROVING

- 4 NEITHER, NOT SURE, DK

- 5 LEAN TOWARD DISAPPROVING
- 6 DISAPPROVE SOMEWHAT
- 7 STRONGLY DISAPPROVE

- * 99 NA

UNHSC
LEGAPP

“And generally speaking, do you approve or disapprove of the way the New Hampshire legislature is handling its job?”

(IF APPROVE): “Would you say that you STRONGLY approve of the way it is handling its job, or that you approve only SOMEWHAT?”

(IF DISAPPROVE): “Would you say that you STRONGLY disapprove of the way it is handling its job, or that you disapprove only SOMEWHAT?”

(IF NEITHER, NOT SURE, DK): “Would you say that you lean a little more toward APPROVING or DISAPPROVING of the way it is handling its job?”

- 1 STRONGLY APPROVE
- 2 APPROVE SOMEWHAT
- 3 LEAN TOWARD APPROVING

- 4 NEITHER, NOT SURE, DK

- 5 LEAN TOWARD DISAPPROVING
- 6 DISAPPROVE SOMEWHAT
- 7 STRONGLY DISAPPROVE

* 99 NA

UNHSC
TRACKNH

“Do you think things in New Hampshire are generally going in the right direction or are they seriously off on the wrong track?”

- 1 RIGHT DIRECTION
- 2 WRONG TRACK

- 98 DK (PROBE: REPEAT QUESTION)

* 99 NA

UNHSC

FAV

"Next, I'd like to get your overall opinion of some people who have been in the news. As I read each name, please say if you have a favorable or unfavorable opinion of this person - or if you don't know enough about them to say."

"First, how about ... ROTATE FAV1 TO FAV7

UNHSC

FAV1

"President Barack Obama?"

(READ IF NECESSARY) "Would you say you have a favorable or unfavorable opinion of him or don't you know enough about him to say?"

- 1 FAVORABLE
- 2 NEITHER FAVORABLE OR UNFAVORABLE - VOLUNTEERED
- 3 UNFAVORABLE

98 DK / NEVER HEARD OF / KNOW TOO LITTLE TO SAY

* 99 NA / REFUSED

FAV2

"Governor Maggie Hassan?"

(READ IF NECESSARY) "Would you say you have a favorable or unfavorable opinion of her or don't you know enough about her to say?"

FAV3

"Senator Jeanne Shaheen?"

(READ IF NECESSARY) "Would you say you have a favorable or unfavorable opinion of her or don't you know enough about her to say?"

FAV4

"Senator Kelly Ayotte?" (AY-ott)

(READ IF NECESSARY) "Would you say you have a favorable or unfavorable opinion of her or don't you know enough about her to say?"

FAV5

"Congressperson Carol Shea-Porter?"

(READ IF NECESSARY) "Would you say you have a favorable or unfavorable opinion of her or don't you know enough about her to say?"

FAV6

"Congressperson Ann McLane Kuster?"

(READ IF NECESSARY) "Would you say you have a favorable or unfavorable opinion of her or don't you know enough about her to say?"

FAV7

"Former Speaker of the House Bill O'Brien?"

(READ IF NECESSARY) "Would you say you have a favorable or unfavorable opinion of him or don't you know enough about him to say?"

WARMUND

“Next, I would like to ask you some questions about the issue of global warming or climate change. How much do you feel you understand about this issue ... would you say a great deal, a moderate amount, only a little, or nothing at all?”

- 1 A GREAT DEAL
- 2 A MODERATE AMOUNT
- 3 ONLY A LITTLE
- 4 NOTHING AT ALL

- 98 DON'T KNOW
- * 99 NA / REFUSED

WARMOP

“Which of the following three statements do you personally believe? READ AND ROTATE RESPONSES

- 1 Climate change is happening now, caused mainly by human activities.
- 2 Climate change is happening now, but caused mainly by natural forces, or
- 3 Climate change is NOT happening now.”

- 98 DON'T KNOW
- * 99 NA / REFUSED

TIDE

“Which do you think should be a higher priority for the future of this country, increased exploration and drilling for oil, or increased use of renewable energy such as tidal, wind or solar?” ROTATE RESPONSES

- 1 INCREASED EXPLORATION AND DRILLING FOR OIL
- 2 INCREASED USE OF RENEWABLE ENERGY SUCH AS TIDAL, WIND OR SOLAR

- 98 DON'T KNOW
- * 99 NA / REFUSED

ECO

"I'm now going to ask you some questions about things that New Hampshire environments might provide. For each of these I'd like to know whether you think this is very important, somewhat important, or not important to your own quality of life."

ECOWATER

"Clean water?"

(READ IF NECESSARY) "Do you think this is very important, somewhat important, or not important to your own quality of life?"

- 1 VERY IMPORTANT
- 2 SOMEWHAT IMPORTANT
- 3 NOT IMPORTANT

- 98 DON'T KNOW
- * 99 NA / REFUSED

ECOREC

"Outdoor recreation such as hunting, hiking or swimming?"

(READ IF NECESSARY) "Do you think this is very important, somewhat important, or not important to your own quality of life?"

ECOWOOD

"Forests for wood products such as lumber, paper or fuel?"

(READ IF NECESSARY) "Do you think this is very important, somewhat important, or not important to your own quality of life?"

ECOFLOOD

"Natural landscapes to reduce flooding in storms?"

(READ IF NECESSARY) "Do you think this is very important, somewhat important, or not important to your own quality of life?"

ECOCARBON

"Trees for carbon storage, to help reduce global warming?"

(READ IF NECESSARY) "Do you think this is very important, somewhat important, or not important to your own quality of life?"

ECOSCENIC

"Scenic value of forest and farm lands?"

(READ IF NECESSARY) "Do you think this is very important, somewhat important, or not important to your own quality of life?"

ARCWEATH

"If the Arctic region becomes warmer in the future, do you think that will have no effects, minor effects, or major effects on the weather where you live?" ROTATE RESPONSES

- 1 NO EFFECTS ON WEATHER WHERE I LIVE
- 2 MINOR EFFECTS ON WEATHER WHERE I LIVE
- 3 MAJOR EFFECTS ON WEATHER WHERE I LIVE

- 98 DON'T KNOW
- * 99 NA / REFUSED

WIND1

“Let’s change the subject ...”

"A wind farm is an installation of several windmills to generate electricity. Do you favor or oppose the development of a wind farm in the State of New Hampshire?"

- 1 FAVOR
- 2 OPPOSE

- 98 NOT SURE/IT DEPENDS (VOL.)
- 99 REFUSED (VOL.)

WIND2

"Do you support or oppose building wind energy turbines along the state's ridgelines?"

- 1 SUPPORT IT
- 2 OPPOSE IT

- 98 NOT SURE/IT DEPENDS (VOL.)
- 99 REFUSED (VOL.)

NP1

"How familiar are you with an electrical transmission project called the Northern Pass project? Would you say you are very familiar with it ... somewhat familiar ... not very familiar ... or not at all familiar?"

- 1 VERY FAMILIAR
- 2 SOMEWHAT FAMILIAR
- 3 NOT VERY FAMILIAR
- 4 NOT AT ALL FAMILIAR → SKIPTO BUD1

- 98 DON’T KNOW/NEVER HEARD OF (VOLUNTEERED) → SKIPTO BUD1*
- 99 NA/REFUSED → SKIPTO BUD1

NP2

"Based on what you have seen or heard, would you say you support or oppose the Northern Pass project?"
"Is that strongly or just somewhat?"

- 1 STRONGLY SUPPORT
- 2 SOMEWHAT SUPPORT
- 3 NEUTRAL/DON’T KNOW/DON’T KNOW ENOUGH TO SAY (VOLUNTEERED)
- 4 SOMEWHAT OPPOSE
- 5 STRONGLY OPPOSE

- * 99 NA/REFUSED

UNHSC
BUD1

"Let's talk for a minute and talk about the state budget situation. How much would you say you have heard or read about New Hampshire's projected budget shortfall ... a lot ... a little ... or nothing at all?"

- 1 HEARD A LOT
- 2 HEARD A LITTLE
- 3 NOTHING AT ALL

- 98 DK / UNSURE – DO NOT PROBE
- 99 NA / REFUSED

UNHSC
BUD2

"Based on what you have heard or read, how serious is the budget deficit faced by the state of New Hampshire ... very serious ... somewhat serious ... not very serious ... or not serious at all?"

- 1 VERY SERIOUS
- 2 SOMEWHAT SERIOUS
- 3 NOT VERY SERIOUS
- 4 NOT SERIOUS AT ALL

- 98 DK / NOT SURE – PROBE: "Based on what you have heard or read."
- * 99 NA / REFUSED

UNHSC
BUD3

"Many people think that the New Hampshire state budget concerns are due to the amount of spending by state government, that is, the state spends more than it needs to ... and many people believe the state budget concerns are due to a lack of revenue, that is, the state does not bring in enough money to meet its needs. What about you ... what do you believe is the cause of New Hampshire's budget concerns, would you say there is too much spending or would you say there is not enough revenue?"

ROTATE RESPONSES

- 1 TOO MUCH SPENDING
- 2 NOT ENOUGH REVENUE

- 98 DK / NOT SURE – DO NOT PROBE
- * 99 NA / REFUSED

GAS1

"The House recently passed a bill that would raise the state gasoline tax by 12 cents a gallon to pay for improvements and maintenance on the state's roads and bridges. Based on what you have seen or heard, do you favor or oppose raising the gasoline tax by 12 cents per gallon?"

"Is that strongly or just somewhat?"

- 1 STRONGLY FAVOR
- 2 FAVOR SOMEWHAT
- 3 NEUTRAL / DON'T CARE
- 4 OPPOSE SOMEWHAT
- 5 STRONGLY OPPOSE

- 98 DK / NOT SURE – PROBE: "In general ..." →
- 99 NA / REFUSED

GAS2

“Part of the money raised by the current gas tax goes to fund other parts of the state government. If the increase in the gas tax were used ONLY for improvements and maintenance to the state’s roads and bridges, would you favor or oppose raising the gasoline tax by 12 cents a gallon?”

“Is that strongly or just somewhat?”

- 1 STRONGLY FAVOR
- 2 FAVOR SOMEWHAT
- 3 NEUTRAL / DON’T CARE
- 4 OPPOSE SOMEWHAT
- 5 STRONGLY OPPOSE

- 98 DK / NOT SURE – PROBE: “In general ...” →
- 99 NA / REFUSED

GAME1

“And as you may know, the State Senate has passed a bill that would allow one casino with 150 table games and five thousand slot machines. Supporters of this bill say that it will bring jobs and revenue to the state while opponents say that it will increase crime and increase need for social services. What about you ... do you favor allowing a casino to open in New Hampshire?”

“Is that strongly or just somewhat?”

- 1 STRONGLY FAVOR → SKIPTO GAME2B
- 2 FAVOR SOMEWHAT → SKIPTO GAME2B
- 3 NEUTRAL / DON’T CARE → SKIPTO GAME2A
- 4 OPPOSE SOMEWHAT → SKIPTO GAME2A
- 5 STRONGLY OPPOSE → SKIPTO GAME2A

- 98 DK / NOT SURE – PROBE: “In general ...” → SKIPTO GAME2A
- 99 NA / REFUSED → SKIPTO GAME3

GAME2A

“Would you be upset if a casino is opened in New Hampshire?”

- 1 YES
- 2 NO

- 98 DK / NOT SURE – DO NOT PROBE
- 99 NA / REFUSED

SKIPTO GAME3

GAME2B

“Would you be upset if a casino is NOT opened in New Hampshire?”

- 1 YES
- 2 NO

- 98 DK / NOT SURE – DO NOT PROBE
- 99 NA / REFUSED

GAME3

“Would you favor or oppose a casino in YOUR city town if a percentage of the revenues went to your city or town government?”

“Is that strongly or just somewhat?”

- 1 STRONGLY FAVOR
- 2 FAVOR SOMEWHAT
- 3 NEUTRAL / DON’T CARE
- 4 OPPOSE SOMEWHAT
- 5 STRONGLY OPPOSE

- 98 DK / NOT SURE
- 99 NA / REFUSED

GAME4

“And as you may know ... Massachusetts is moving forward with a plan to open three casinos. Does this make you more or less likely to favor opening a casino in New Hampshire, or does this not affect your position on a casino in New Hampshire?”

- 1 MORE LIKELY TO FAVOR CASINO IN NH
- 2 LESS LIKELY TO FAVOR CASINO IN NH
- 3 NO IMPACT

- 98 DK / NOT SURE
- 99 NA / REFUSED

GAME5

“How many times in the past year have you gone to a casino?”

RECORD NUMBER OF TIMES
IF UNSURE, PROBE “just approximately”

- 0 NEVER
- 1 ONCE
- 2 TWICE
- 3 THREE TIMES
- 4 FOUR TIMES
- 5 FIVE TIMES
- 6 SIX TIMES
- 7 SEVEN TIMES
- 8 EIGHT TIMES
- 9 NINE TIMES
- 10 10 OR MORE TIMES

- 98 DK / NOT SURE
- 99 NA / REFUSED

GAME6

“If a casino were built in New Hampshire near the Massachusetts border, about how many times a year do you think you would visit it?”

RECORD NUMBER OF TIMES

IF UNSURE, PROBE “just approximately”

- 0 NEVER
- 1 ONCE
- 2 TWICE
- 3 THREE TIMES
- 4 FOUR TIMES
- 5 FIVE TIMES
- 6 SIX TIMES
- 7 SEVEN TIMES
- 8 EIGHT TIMES
- 9 NINE TIMES
- 10 10 OR MORE TIMES

- 98 DK / NOT SURE
- 99 NA / REFUSED

GAME7

“If New Hampshire allows a casino, would you like it built at Rockingham in Salem or somewhere else?”

- 1 ROCKINGHAM PARK – SALEM
- 2 SOMEWHERE ELSE → SPECIFY: “Where would you like it built?”

- 98 DK / NOT SURE
- 99 NA / REFUSED

GAME8

“The Senate bill allows only one casino to be opened. Do you think there should be only one casino or more than one?”

- 1 ONLY ONE CASINO
- 2 MORE THAN ONE
- 3 DON’T WANT ANY CASINO –VOLUNTEERED

- 98 DK / NOT SURE
- 99 NA / REFUSED

GAME9

“Do you think that opening a casino in New Hampshire would improve New Hampshire’s image ... harm New Hampshire’s image ... or have little impact on it?”

“Is that a lot or just somewhat?”

- 1 IMPROVE A LOT
- 2 IMPROVE SOMEWHAT
- 3 NEUTRAL / DON’T CARE
- 4 HARM SOMEWHAT
- 5 HARM A LOT

- 98 DK / NOT SURE
- 99 NA / REFUSED

ROTATE POT1 AND POT2

POT1

"Let's change topics again..."

"Do you support or oppose allowing doctors in New Hampshire to prescribe small amounts of marijuana for patients suffering from serious illnesses?"

IF SUPPORT/OPPOSE: "Is that strongly or just somewhat?"

- 1 STRONGLY SUPPORT
- 2 SOMEWHAT SUPPORT
- 3 NEUTRAL – VOLUNTEERED
- 4 SOMEWHAT OPPOSE
- 5 STRONGLY OPPOSE

- 98 DK / NOT SURE – DO NOT PROBE
- 99 NA / REFUSED

POT2

"Do you support or oppose legalizing the possession of small amounts of marijuana for personal recreational use in New Hampshire?"

IF SUPPORT/OPPOSE: "Is that strongly or just somewhat?"

- 1 STRONGLY SUPPORT
- 2 SOMEWHAT SUPPORT
- 3 NEUTRAL – VOLUNTEERED
- 4 SOMEWHAT OPPOSE
- 5 STRONGLY OPPOSE

- 98 DK / NOT SURE – DO NOT PROBE
- 99 NA / REFUSED

POT3

"As you may know, several other states allow doctors to prescribe small amounts of marijuana to patients suffering from serious illnesses. Do you think most of the marijuana that is purchased through state authorized medical marijuana programs is being used to alleviate suffering from serious medical illnesses, or do you think most of it is being used for other reasons?"

- 1 ALLEVIATE SUFFERING FROM SERIOUS MEDICAL ILLNESSES
- 2 BEING USED FOR OTHER REASONS

- 98 DK / NOT SURE – DO NOT PROBE
- 99 NA / REFUSED

POT4

“If small amounts of marijuana were legalized for personal use in New Hampshire, would you approve or disapprove of marijuana being sold at state liquor stores and taxed at levels similar to alcohol or tobacco?”

IF SUPPORT/OPPOSE: “Is that strongly or just somewhat?”

- 1 STRONGLY APPROVE
- 2 SOMEWHAT APPROVE
- 3 NEUTRAL – VOLUNTEERED
- 4 SOMEWHAT DISAPPROVE
- 5 STRONGLY DISAPPROVE

- 98 DK / NOT SURE – DO NOT PROBE
- 99 NA / REFUSED

BAR1

“The Legislature is considering a bill that would let bars and restaurants sell alcohol until 2 a.m. – they can currently sell alcohol until 1 a.m. Would you say you support or oppose extending the hours bars and restaurants can sell alcohol to 2 a.m. or haven’t you thought enough about this to say?”

IF SUPPORT/OPPOSE: “Is that strongly or just somewhat?”

- 1 STRONGLY SUPPORT
- 2 SOMEWHAT SUPPORT
- 3 NEUTRAL – VOLUNTEERED
- 4 SOMEWHAT OPPOSE
- 5 STRONGLY OPPOSE

- 98 DK / NOT SURE – DO NOT PROBE
- 99 NA / REFUSED

CU1

“Let’s change the subject again. “

“How familiar would you say you are with the 2010 U.S. Supreme Court ruling in *Citizens United v. Federal Election Commission*, which allows corporations to spend an unlimited amount of money on elections ... very familiar ... somewhat familiar ... not very familiar ... or not familiar at all?”

- 1 VERY FAMILIAR
- 2 SOMEWHAT FAMILIAR
- 3 NOT VERY FAMILIAR
- 4 NOT FAMILIAR AT ALL

- 98 DK / NOT SURE – DO NOT PROBE
- 99 NA / REFUSED

CU2

“What about you ... do you favor or oppose the U.S. Supreme Court ruling in *Citizens United v. Federal Election Commission*, which allows corporations to spend an unlimited amount of money on elections?”

IF SUPPORT/OPPOSE: “Is that strongly or just somewhat?”

- 1 STRONGLY FAVOR
- 2 SOMEWHAT FAVOR
- 3 NEUTRAL – VOLUNTEERED
- 4 SOMEWHAT OPPOSE
- 5 STRONGLY OPPOSE

- 98 DK / NOT SURE – DO NOT PROBE
- 99 NA / REFUSED

CU3

“Based on what you have heard or read, do you think there should be an amendment to the U.S. Constitution that limits campaign contributions and spending?”

- 1 YES – SHOULD BE AN AMENDMENT
- 2 NO, NO AMENDMENT ON CAMPAIGN SPENDING

- 98 DK / NOT SURE – DO NOT PROBE
- 99 NA / REFUSED

REGVOTE

"Let's turn to politics for a minute. Are you registered to vote at your current address?"

IF YES: "Are you registered as a Democrat, Independent, Republican or something else?"

- 1 REGISTERED DEMOCRAT
- 2 REGISTERED INDEPENDENT / UNAFFILIATED / UNDECLARED
- 3 REGISTERED REPUBLICAN
- 4 REGISTERED - OTHER

- 98 NOT REGISTERED / DK (DO NOT PROBE)
- * 99 NA / REFUSED

PRIMINT

"I know that it is a long way away, but as you know, the New Hampshire Presidential Primary is being held in 2016. How interested would you say you are in the 2016 New Hampshire Presidential Primary election ... extremely interested ...very interested ... somewhat interested ... or not very interested?"

- 1 EXTREMELY INTERESTED
- 2 VERY INTERESTED
- 3 SOMEWHAT INTERESTED
- 4 NOT VERY INTERESTED

- 98 DK (DO NOT PROBE)
- 99 NA

P3

"Which of the following statements best describes you ... (READ NUMBERS 1 TO 5)

- 1 I will probably NOT vote in the 2016 Presidential Primary election, → SKIPTO D1
- 2 I MAY vote in the 2016 Primary election,
- 3 Unless some emergency comes up, I WILL vote in the 2016 Primary election,
- 4 I will DEFINITELY vote in the 2016 Primary election, or
- 5 I just don't know at this time." → SKIPTO D1

- 99 NA/REFUSED → SKIPTO D1

ASK IF REGVOTE = 2, 4, OR 98

DKPRIM

"Which Presidential primary election do you think you will vote in, in 2016 ... the Republican Primary or the Democratic Primary?"

- 1 VOTE IN REPUBLICAN PRIMARY – SKIPTO GOPFAV
- 2 VOTE IN DEMOCRATIC PRIMARY – SKIPTO DEMFAV
- 3 DK/NOT SURE/DEPENDS
- 4 WILL NOT VOTE IN 2016 PRIMARY – SKIPTO D1

- 99 NA / REFUSED – SKIPTO D1

DKPRIMP

"As of RIGHT NOW, which primary do you think you will vote in?"

- 1 VOTE IN REPUBLICAN PRIMARY – SKIPTO GOPFAV
- 2 VOTE IN DEMOCRATIC PRIMARY – SKIPTO DEMFAV
- 3 DK/NOT SURE/DEPENDS – SKIPTO D1

- 4 WILL NOT VOTE IN 2016 PRIMARY – SKIPTO D1

- 99 NA / REFUSED – SKIPTO D1

GOPFAV

"Next, I'd like to get your overall opinion of some REPUBLICANS who are running or may run for President in 2016. As I read each name, please say if you have a favorable or unfavorable opinion of this person - or if you have never heard of him." "First, how about ... ROTATE GOPFAV1 TO GOPFAV13

UNHSC

GOPFAV1

"New Hampshire Senator Kelly Ayotte?"

(READ IF NECESSARY) "Would you say you have a favorable or unfavorable opinion of her or don't you know enough about her to say?"

- 1 FAVORABLE
- 2 NEITHER FAVORABLE OR UNFAVORABLE - VOLUNTEERED
- 3 UNFAVORABLE

- 98 DK / NEVER HEARD OF / KNOW TOO LITTLE TO SAY
- * 99 NA / REFUSED

GOPFAV2

"Former Florida Governor Jeb Bush?"

(READ IF NECESSARY) "Would you say you have a favorable or unfavorable opinion of him or don't you know enough about him to say?"

GOPFAV3

“New Jersey Governor Chris Christie?”

(READ IF NECESSARY) "Would you say you have a favorable or unfavorable opinion of him or don't you know enough about him to say?"

GOPFAV4

“Texas Senator Ted Cruz?”

(READ IF NECESSARY) "Would you say you have a favorable or unfavorable opinion of him or don't you know enough about him to say?"

GOPFAV5

“Former Utah Governor Jon Huntsman?”

(READ IF NECESSARY) "Would you say you have a favorable or unfavorable opinion of him or don't you know enough about him to say?"

GOPFAV6

“Louisiana Governor Bobby Jindal?”

(READ IF NECESSARY) "Would you say you have a favorable or unfavorable opinion of him or don't you know enough about him to say?"

GOPFAV7

“Kentucky Senator Rand Paul?”

(READ IF NECESSARY) "Would you say you have a favorable or unfavorable opinion of him or don't you know enough about him to say?"

GOPFAV8

“Ohio Senator Rob Portman?”

(READ IF NECESSARY) "Would you say you have a favorable or unfavorable opinion of him or don't you know enough about him to say?"

GOPFAV9

“Florida Senator Marco Rubio?”

(READ IF NECESSARY) "Would you say you have a favorable or unfavorable opinion of him or don't you know enough about him to say?"

GOPFAV10

“Wisconsin Congressman Paul Ryan?”

(READ IF NECESSARY) "Would you say you have a favorable or unfavorable opinion of him or don't you know enough about him to say?"

GOPFAV11

“Former Pennsylvania Senator Rick Santorum?”

(READ IF NECESSARY) "Would you say you have a favorable or unfavorable opinion of him or don't you know enough about him to say?"

GOPFAV12

“South Dakota Senator John Thune?” (TUNE)

(READ IF NECESSARY) "Would you say you have a favorable or unfavorable opinion of him or don't you know enough about him to say?"

GOPFAV13

“Wisconsin Governor Scott Walker?”

(READ IF NECESSARY) "Would you say you have a favorable or unfavorable opinion of him or don't you know enough about him to say?"

GOP1

"Have you definitely decided who you will vote for in the New Hampshire primary ... are you leaning toward someone ... or have you considered some candidates but are still trying to decide?"

- 1 DEFINITELY DECIDED WHO WILL VOTE FOR
- 2 LEANING TOWARD SOMEONE
- 3 STILL TRYING TO DECIDE

- 99 NA / REFUSED

GOP2

"I'm going to read you the names of the candidates who are either running or considering running for the Republican nomination. If the Republican primary for president were held today, which of the following would you support for the Republican nomination Kelly Ayotte ... Jeb Bush ... Chris Christie ... Ted Cruz ... Jon Huntsman ... Bobbie Jindal ... Rand Paul ... Rob Portman ... Marco Rubio ... Paul Ryan ... Rick Santorum ... John Thune ... Scott Walker ... or someone else?" ROTATE CANDIDATES

- 1 KELLY AYOTTE
- 2 JEB BUSH
- 3 CHRIS CHRISTIE
- 4 TED CRUZ
- 5 JON HUNTSMAN
- 6 BOBBY JINDAL
- 7 RAND PAUL
- 8 ROB PORTMAN
- 9 MARCO RUBIO
- 10 PAUL RYAN
- 11 RICK SANTORUM
- 12 JOHN THUNE
- 13 SCOTT WALKER
- 14 SOMEONE ELSE -- SPECIFY

- 97 WILL NOT VOTE
- 98 DK / NOT SURE
- 99 NA / REFUSED

GOP4

"Which of the candidates who are either running or considering running for the Republican nomination would you NOT vote for under any circumstance?"

- 1 KELLY AYOTTE
- 2 JEB BUSH
- 3 CHRIS CHRISTIE
- 4 TED CRUZ
- 5 JON HUNTSMAN
- 6 BOBBY JINDAL
- 7 RAND PAUL
- 8 ROB PORTMAN
- 9 MARCO RUBIO
- 10 PAUL RYAN
- 11 RICK SANTORUM
- 12 JOHN THUNE
- 13 SCOTT WALKER
- 14 SOMEONE ELSE -- SPECIFY

- 96 NONE, ALL OK

- 97 WILL NOT VOTE

98 DK / NOT SURE
99 NA / REFUSED

DEMFAV

"Next, I'd like to get your overall opinion of some DEMOCRATS who are running or may run for President in 2016. As I read each name, please say if you have a favorable or unfavorable opinion of this person - or if you have never heard of him." "First, how about ... ROTATE DEMFAV1 TO DEMFAV11

UNHSC

DEMFAV1

"Former Indiana Senator Evan Bayh?"

(READ IF NECESSARY) "Would you say you have a favorable or unfavorable opinion of him or don't you know enough about him to say?"

1 FAVORABLE
2 NEITHER FAVORABLE OR UNFAVORABLE - VOLUNTEERED
3 UNFAVORABLE

98 DK / NEVER HEARD OF / KNOW TOO LITTLE TO SAY
* 99 NA / REFUSED

DEMFAV2

"Vice President Joe Biden?"

(READ IF NECESSARY) "Would you say you have a favorable or unfavorable opinion of him or don't you know enough about him to say?"

DEMFAV3

"Newark, New Jersey Mayor Cory Booker?"

(READ IF NECESSARY) "Would you say you have a favorable or unfavorable opinion of him or don't you know enough about him to say?"

DEMFAV4

"Former Secretary of State Hilary Clinton?"

(READ IF NECESSARY) "Would you say you have a favorable or unfavorable opinion of her or don't you know enough about her to say?"

DEMFAV5

"New York Governor Andrew Cuomo?"

(READ IF NECESSARY) "Would you say you have a favorable or unfavorable opinion of him or don't you know enough about him to say?"

DEMFAV6

"Colorado Governor John Hickenlooper?"

(READ IF NECESSARY) "Would you say you have a favorable or unfavorable opinion of him or don't you know enough about him to say?"

DEMFAV7

"Maryland Governor Martin O'Malley?"

(READ IF NECESSARY) "Would you say you have a favorable or unfavorable opinion of him or don't you know enough about him to say?"

DEMFAV8

"Massachusetts Governor Deval Patrick?"

(READ IF NECESSARY) "Would you say you have a favorable or unfavorable opinion of him or don't you know enough about him to say?"

DEMFAV9

“Montana Governor Brian Schweitzer?”

(READ IF NECESSARY) "Would you say you have a favorable or unfavorable opinion of him or don't you know enough about him to say?"

DEMFAV10

“Los Angeles Mayor Antonio Villaraigosa?” (vee – a – ray – GO – sa)

(READ IF NECESSARY) "Would you say you have a favorable or unfavorable opinion of him or don't you know enough about him to say?"

DEMFAV11

“Virginia Senator Mark Warner?”

(READ IF NECESSARY) "Would you say you have a favorable or unfavorable opinion of him or don't you know enough about him to say?"

DEM1

“Have you definitely decided who you will vote for in the New Hampshire primary ... are you leaning toward someone ... or have you considered some candidates but are still trying to decide?”

- 1 DEFINITELY DECIDED WHO WILL VOTE FOR
- 2 LEANING TOWARD SOMEONE
- 3 STILL TRYING TO DECIDE

- 99 NA / REFUSED

DEM2

"I'm going to read you the names of the candidates who are either running or considering running for the Democratic nomination. If the Republican primary for president were held today, which of the following would you support for the Democratic nomination Evan Bayh ... Joe Biden ... Cory Booker ... Hillary Clinton ... Andrew Cuomo ... John Hickenlooper ... Martin O'Malley ... Deval Patrick ... Brian Schweitzer ... Antonio Villaraigosa ... Mark Warner ... or someone else?" ROTATE CANDIDATES

- 1 EVAN BAYH
- 2 JOE BIDEN
- 3 CORY BOOKER
- 4 HILLARY CLINTON
- 5 ANDREW CUOMO
- 6 JOHN HICKENLOOPER
- 7 MARTIN O'MALLEY
- 8 DEVAL PATRICK
- 9 BRIAN SCHWEITZER
- 10 ANTONIO VILLARAIGOSA
- 11 MARK WARNER
- 12 SOMEONE ELSE -- SPECIFY

- 97 WILL NOT VOTE
- 98 DK / NOT SURE
- 99 NA / REFUSED

DEM4

“Which of the candidates who are either running or considering running for the Democratic nomination would you NOT vote for under any circumstance?”

- 1 EVAN BAYH
- 2 JOE BIDEN
- 3 CORY BOOKER
- 4 HILLARY CLINTON
- 5 ANDREW CUOMO
- 6 JOHN HICKENLOOPER
- 7 MARTIN O’MALLEY
- 8 DEVAL PATRICK
- 9 BRIAN SCHWEITZER
- 10 ANTONIO VILLARAIGOSA
- 11 MARK WARNER
- 12 SOMEONE ELSE – SPECIFY

- 96 NONE, ALL OK

- 97 WILL NOT VOTE
- 98 DK / NOT SURE
- 99 NA / REFUSED

UNHSC

D1

“Now, a few final questions ...”

“Are you currently married, widowed, divorced, separated, or have you never been married?”

- 1 MARRIED (INCLUDE COMMON LAW MARRIAGE & SPOUSE AWAY IN MILITARY)
- 2 WIDOWED
- 3 DIVORCED
- 4 SEPARATED
- 5 NEVER MARRIED (INCLUDING ANNULMENTS)
- 6 LIVING TOGETHER NOT MARRIED (VOLUNTEERED)

- * 99 NA / REFUSED

UNHSC

D2

“Are you or any other person in your household a member of a labor union?”

- 1 YES
- 2 NO

- 98 DK (DO NOT PROBE)
- * 99 NA / REFUSED

UNHSC
VET

"Are you or any person in your household a member or veteran of the armed forces?"

- 1 YES
- 2 NO

- 98 DK (DO NOT PROBE)
- * 99 NA / REFUSED

GUNOWN

"Do you or does anyone in your house own a gun, or not?"

- 1 YES
- 2 NO

- 98 DK (DO NOT PROBE)
- * 99 NA / REFUSED

UNHSC
D3

"What is the highest grade in school, or level of education that you've completed and got credit for ..." [READ RESPONSES]

- 1 "Eighth grade or less,
- 2 Some high school,
- 3 High school graduate, (INCLUDES G.E.D.)
- 4 Technical school,
- 5 Some college,
- 6 College graduate,
- 7 Or postgraduate work?"

- 98 DK (DO NOT PROBE)
- * 99 NA / REFUSED

NEWS2

"Do you subscribe to or regularly read ..."

(READ LIST AND CHECK ALL SAY YES TO)

- 1 The Union Leader or the New Hampshire Sunday News?"
- 2 The Boston Globe?"
- 3 NONE OF THE ABOVE

NEWS3

"How often, if ever, do you watch WMUR, Channel 9 News? Would you say everyday ... several times a week ... occasionally or never?"

- 1 EVERYDAY
- 2 SEVERAL TIMES A WEEK
- 3 OCCASIONALLY
- 4 NEVER

- 98 DON'T KNOW/NOT SURE
- 99 NA/REFUSED

NEWS4

"How often, if ever, do you listen to New Hampshire Public Radio? Would you say ... everyday ... several times a week ... occasionally or never?"

- 1 EVERYDAY
- 2 SEVERAL TIMES A WEEK
- 3 OCCASIONALLY
- 4 NEVER

- 98 DON'T KNOW/NOT SURE
- 99 NA/REFUSED

UNHSC

D4

"GENERALLY SPEAKING, do you usually think of yourself as a Republican, a Democrat, an Independent or what?"

(IF REPUBLICAN): "Would you call yourself a STRONG Republican or a NOT VERY STRONG Republican?"

(IF DEMOCRAT): "Would you call yourself a STRONG Democrat or a NOT VERY STRONG Democrat?"

(IF INDEPENDENT, NO PREFERENCE, OR OTHER): "Do you think of yourself as closer to the Republican or to the Democratic party?"

- 1 STRONG DEMOCRAT
- 2 NOT VERY STRONG DEMOCRAT
- 3 INDEPENDENT, BUT CLOSER TO DEMOCRATS
- 4 INDEPENDENT--CLOSER TO NEITHER
- 5 INDEPENDENT, BUT CLOSER TO REPUBLICANS
- 6 NOT VERY STRONG REPUBLICAN
- 7 STRONG REPUBLICAN
- 8 OTHER PARTY

* 99 DK / NA / REFUSED

UNHSC

TPARTY

"Overall would you say you support the political movement known as the Tea Party, you oppose the Tea Party, or that you neither support nor oppose it?"

IF NEITHER / DK: "Would you say you lean towards supporting or opposing the Tea Party movement?"

- 1 SUPPORT TEA PARTY
- 2 LEAN - SUPPORT
- 3 NEITHER SUPPORT OR OPPOSE
- 4 LEAN - OPPOSE
- 5 OPPOSE TEA PARTY

98 DK / NOT SURE

* 99 NA / REFUSED

UNHSC
VOTE12

"Think back to the election for President in 2012. Did you vote Mitt Romney, Barack Obama, someone else, or did you skip that election?"

- 1 MITT ROMNEY - REPUBLICAN
- 2 BARACK OBAMA - DEMOCRAT
- 3 OTHER

- 97 DID NOT VOTE

- 98 DK / NOT SURE
- * 99 NA / REFUSED

UNHSC
D5

"We hear a lot of talk these days about liberals and conservatives. What about yourself--that is, in politics, do you generally think of yourself as a liberal, a moderate, or a conservative?"

(IF LIBERAL): "Would you say you are EXTREMELY liberal, FAIRLY liberal, or just SOMEWHAT liberal?"

(IF CONSERVATIVE): "Would you say you are EXTREMELY conservative, FAIRLY conservative, or just SOMEWHAT conservative?"

(IF MODERATE MIDDLE OF THE ROAD): "Would you say that you LEAN a little more toward the LIBERAL side or the CONSERVATIVE side?"

- 1 EXTREMELY LIBERAL
- 2 FAIRLY LIBERAL
- 3 SOMEWHAT LIBERAL
- 4 MODERATE--LEANS LIBERAL
- 5 MODERATE--LEANS NEITHER
- 6 MODERATE--LEANS CONSERVATIVE
- 7 SOMEWHAT CONSERVATIVE
- 8 FAIRLY CONSERVATIVE
- 9 EXTREMELY CONSERVATIVE

- 97 REFUSED
- 98 DK (PROBE: "In general . . .")
- * 99 NA / REFUSED

UNHSC
D6

"On another topic ... What is your religious preference? Is it Protestant, Catholic, Jewish, some other religion, or no religion?"

- 1 PROTESTANT
- 2 CATHOLIC
- 3 JEWISH
- 4 NONE, NO RELIGION
- 5 OTHER (SPECIFY)

- 97 REFUSED
- 98 DON'T KNOW / NOT SURE
- * 99 NA / REFUSED

UNHSC

D7

"How often do you attend religious services apart from occasional weddings, baptisms, or funerals ... more than once a week ... once week ... once or twice a month ... a few times a year ... or never?"

- 1 MORE THAN ONCE A WEEK
- 2 ONCE A WEEK
- 3 ONCE OR TWICE A MONTH
- 4 A FEW TIMES A YEAR
- 5 NEVER

98 DK (DO NOT PROBE)

* 99 NA

UNHSC

ABORT

"Which of the following statements BEST represents your position on abortion ... abortions should be legal in ALL circumstances ... abortion should be legal in limited circumstances, such as in cases of rape or incest or when the mother's life is in danger ... or, abortion should not be legal in ANY circumstance?" (ROTATE ANSWER OPTIONS)

- 1 LEGAL IN ALL CIRCUMSTANCES
- 2 LEGAL IN LIMITED CIRCUMSTANCES
- 3 NOT LEGAL IN ANY CIRCUMSTANCE

98 DK/NOT SURE (DO NOT PROBE)

* 99 NA / REFUSED

UNHSC

D8

"And what is your current age?"

____ : ____ : ____ : (RECORD EXACT NUMBER OF YEARS OLD -- E.G., 45)
: ____ : ____ :

- 96 NINETY-SIX YEARS OF AGE OR OLDER
- 97 REFUSED

98 DK

* 99 NA

UNHSC

D9

"How many years have you lived in the State of New Hampshire?"

IF "ALL MY LIFE" ASK – "About how many years is that?"

RECORD EXACT NUMBER OF YEARS OF RESIDENCE

- 1 ONE YEAR OR LESS

96 96 YEARS OF MORE

97 REFUSED

98 DK

* 99 NA

UNHSC
MVFROM

"Have you always lived in New Hampshire or did you move here from another state?"

IF MOVED HERE ASK: "What state did you move here from?"

ENTER STATE NUMBER

95 ALWAYS LIVED IN NH → SKIPTO WHYNH
96 CANADA
97 OTHER COUNTRY

* 98 DON'T KNOW
99 REFUSED

UNHSC
MVTONH1

"What year did you move to New Hampshire?"

ENTER LAST TWO DIGITS OF YEAR RESPONDENT SAYS.

EXAMPLE: 1965 ENTER "65"
EXAMPLE 2004 ENTER "04"

* 998 DON'T KNOW
999 NA/REFUSED

WHYNH

"I'm going to read you several things that people associate with New Hampshire. Of these, which is the most distinctly New Hampshire to you?" READ 1 TO 6

1 "That New Hampshire does not require adults to wear seat belts;
2 The New Hampshire Presidential primary;
3 State liquor stores on the interstate;
4 That New Hampshire doesn't have an income or sales tax;
5 The mountains, lakes, and ocean; or
6 WMUR-TV anchor Tom Griffith?"
7 ALL EQUAL – VOLUNTEERED
8 OTHER - SPECIFY

* 98 DON'T KNOW
99 REFUSED

UNHSC
D10

"How many of the persons who CURRENTLY live in your household are under 18 years of age, including babies and small children?"

0 NONE → SKIPTO D11
1 ONE
2 TWO
3 THREE
4 FOUR
5 FIVE

- 6 SIX
- 7 SEVEN OR MORE
- 98 DK → SKIPTO D11
- * 99 NA / REFUSED → SKIPTO D11

UNHSC
D11

"Including yourself, how many adults CURRENTLY live in your household?"

- 1 ONE
- 2 TWO
- 3 THREE
- 4 FOUR
- 5 FIVE
- 6 SIX
- 7 SEVEN OR MORE
- 98 DK
- * 99 NA / REFUSED

UNHSC
EMPLOY

"Which of the following best describes your current employment status ... Are you currently ...

READ RESPONSES. IF R GIVES 2 RESPONSES, ENTER LOWER NUMBER

- 1 Employed full-time,
- 2 Employed part-time,
- 3 Self-employed,
- 4 Retired and not working,
- 5 Unemployed and looking for work,
- 6 Homemaker,
- 7 Disabled, or a
- 8 Student?"
- 98 DK / NOT SURE (DO NOT PROBE)
- * 99 NA / REFUSED

UNHSC
D14

"Not counting business lines, extension phones, or cellular phones -- on how many different telephone NUMBERS can your household be reached?"

- 0 NO LANDLINE
- 1 ONE
- 2 TWO
- 3 THREE
- 4 FOUR
- 5 FIVE
- 6 SIX
- 7 SEVEN OR MORE

- 98 DK
- * 99 NA / REFUSED

UNHSC
D15

“And on how many different cellphone NUMBERS can your household be reached?”

- 0 NO CELL PHONE
- 1 ONE
- 2 TWO
- 3 THREE
- 4 FOUR
- 5 FIVE
- 6 SIX
- 7 SEVEN OR MORE

- 98 DK
- * 99 NA / REFUSED

UNHSC
D16

“How much TOTAL income did you and your family receive in 2012, not just from wages or salaries but from ALL sources -- that is, before taxes and other deductions were made? Was it ... (READ CATEGORIES)”

	ANNUAL	MONTHLY EQUIVALENT
1	Less than \$15,000,	LESS THAN \$1,250
2	\$15,000 - \$29,999,	\$1,250 - \$2,499
3	\$30,000 - \$44,999,	\$2,500 - \$3,749
4	\$45,000 - \$59,999,	\$3,750 - \$4,999
5	\$60,000 - \$74,999,	\$5,000 - \$6,249
6	\$75,000 - \$99,999, or	\$6,250 - \$8,333
7	\$100,000 and over?”	\$8,334 AND OVER

- 97 REFUSED
- 98 DK
- * 99 NA

D17

“Finally, would you be willing to be interviewed by a reporter to discuss your reactions to some of the topics we've been talking about?”

- 1 YES “Could I have just your first name in case a reporter wants to call you?” _____
- 2 NO / DK (DO NOT PROBE)
- 99 NA / REFUSED

Q:END

“Thank you for your time and participation. Your input has been very valuable. Goodbye.”